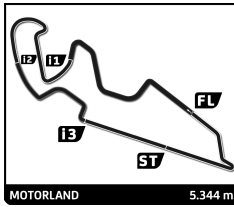


Eurocup3 ROUND 6 - MOTORLAND RACE 1

Sector Analysis

— Invalidated Lap ■ Personal Best ■ Session Best B Crossing the pit lane

Lap	Time	Sector 1	Sector 2	Sector 3	Sector 4	T.Sp	Lap	Time	Sector 1	Sector 2	Sector 3	Sector 4	T.Sp		
2	Noah LISLE GBR Campos Racing Tatuus T-318							6	Bruno DEL PINO ESP MP Motorsport Tatuus T-318						
1	2:23.751	36.523	31.778	23.082	52.368	126.8	1	2:18.216	34.095	30.493	21.954	51.674	149.8		
2	3:03.560	50.419	44.843	32.893	55.405	152.8	2	3:04.173	51.421	44.808	32.760	55.184	123.6		
3	3:06.559	47.819	48.392	31.975	58.373	89.3	3	3:08.127	48.813	48.071	31.946	59.297	82.9		
4	1:57.311	30.024	30.506	19.851	36.930	231.3	4	1:57.382	30.023	30.780	19.728	36.851	236.3		
5	1:57.138	29.725	30.499	19.823	37.091	229.8	5	1:56.918	29.704	30.302	19.722	37.190	234.8		
6	1:56.490	29.440	30.398	19.860	36.792	231.8	6	1:57.284	29.823	30.791	19.915	36.755	235.3		
7	1:55.605	29.324	30.125	19.585	36.571	233.8	7	1:55.746	29.373	30.029	19.394	36.950	229.8		
8	1:55.905	29.495	30.102	19.735	36.573	240.0	8	1:54.944	29.142	29.954	19.184	36.664	232.3		
9	1:55.925	29.732	30.036	19.400	36.757	230.3	9	1:54.624	29.130	29.794	19.150	36.550	231.3		
10	1:55.066	29.147	30.177	19.220	36.522	232.3	10	1:54.445	29.191	29.764	18.969	36.521	231.8		
11	1:54.685	29.183	29.859	18.999	36.644	229.8	11	1:54.306	28.978	29.842	19.051	36.435	230.3		
12	1:54.620	28.986	30.003	18.996	36.635	230.3	12	1:54.357	29.079	29.649	19.020	36.609	229.3		
13	1:54.680	29.136	29.956	19.090	36.498	230.3	13	1:54.241	28.964	29.671	18.962	36.644	230.3		
14	1:54.459	28.960	29.839	19.075	36.585	230.3	14	1:54.217	28.986	29.794	18.970	36.467	231.8		
15	1:54.408	28.978	29.762	19.085	36.583	230.8	15	1:54.100	28.908	29.728	19.051	36.413	234.3		
16	1:54.697	28.976	29.939	19.357	36.425	233.8	16	1:54.294	28.985	29.869	18.969	36.471	234.3		
4	Pierre-Louis CHOVET FRA Palou Motorsport Tatuus T-318							7	Georgy ZHURAVSKIY KGZ Drivex Tatuus T-318						
1	2:37.286	39.724	33.199	31.777	52.586	117.6	1	2:33.025	38.294	32.348	29.033	53.350	170.6		
2	3:02.283	47.828	47.223	33.502	53.730	99.7	2	3:01.538	47.666	46.354	33.054	54.464	130.0		
3	3:02.942	46.815	50.310	31.766	54.051	111.0	3	3:04.175	47.339	48.926	32.256	55.654	99.3		
4	1:58.065	30.493	30.899	19.596	37.077	230.3	4	1:58.818	30.531	30.769	19.904	37.614	236.8		
5	1:57.236	29.559	30.559	20.060	37.058	232.8	5	2:14.690	29.874	30.383	19.908	54.525	240.5		
6	1:57.746	29.448	30.429	20.650	37.219	231.3	6	1:57.771	30.533	30.624	19.642	36.972	227.8		
7	1:55.782	29.590	30.323	19.525	36.344	236.8	7	1:56.391	29.624	30.175	19.538	37.054	225.5		
8	1:55.706	29.983	29.871	19.275	36.577	230.8	8	1:55.915	29.514	30.079	19.366	36.956	227.8		
9	1:54.775	29.151	29.910	19.086	36.628	229.3	9	1:55.371	29.314	30.119	19.275	36.663	226.4		
10	1:54.201	29.005	29.729	19.044	36.423	233.3	10	1:55.207	29.168	29.981	19.188	36.870	227.8		
11	1:54.005	29.007	29.764	19.027	36.207	240.0	11	1:55.464	29.324	30.323	19.248	36.569	228.3		
12	1:55.100	29.682	29.927	19.109	36.382	231.3	12	1:56.230	29.332	30.967	19.197	36.734	228.3		
13	1:53.963	28.916	29.700	18.964	36.383	231.8	13	1:55.014	29.178	30.051	19.176	36.609	228.3		
14	1:55.440	29.525	30.089	19.320	36.506	234.3	14	1:54.914	29.376	29.829	19.228	36.481	229.8		
15	1:54.949	29.008	30.237	19.308	36.396	234.8	15	1:56.830	29.882	30.294	19.295	37.359	226.9		
16	1:55.084	28.778	29.708	20.081	36.517	234.8	16	1:55.493	29.065	30.583	19.174	36.671	229.8		
5	Valentin KLUSS DEU Campos Racing Tatuus T-318							9	Nikola TSOLOV BGR GRS Team USA Tatuus T-318						
1	2:20.884	35.411	31.263	22.495	51.715	126.9	1	2:26.870	36.371	32.190	25.756	52.553	132.5		
2	3:04.032	50.862	45.151	32.412	55.607	107.2	2	3:02.112	49.519	44.904	32.482	55.207	145.6		
3	3:07.210	48.076	48.147	32.190	58.797	79.1	3	3:05.770	47.616	48.724	32.576	56.854	88.5		
4	1:57.861	30.210	30.751	19.713	37.187	235.3	4	1:56.597	29.906	30.252	19.556	36.883	234.8		
5	1:56.236	29.739	30.582	19.386	36.529	231.8	5	1:56.320	29.815	30.441	19.844	36.220	237.9		
6	1:56.535	29.549	30.531	19.686	36.769	237.9	6	1:56.255	29.586	30.322	20.078	36.269	241.1		
7	1:56.026	29.758	30.235	19.335	36.698	232.8	7	1:55.688	29.266	30.084	19.743	36.595	235.8		
8	1:55.098	29.380	30.004	19.155	36.559	234.8	8	1:56.325	29.475	30.036	20.282	36.532	231.8		
9	1:54.671	29.131	29.897	19.204	36.439	231.3	9	1:54.503	29.164	29.707	19.157	36.475	228.8		
10	1:54.710	29.213	29.933	19.154	36.410	232.3	10	1:54.116	29.058	29.650	18.943	36.465	229.3		
11	1:54.520	28.977	30.050	19.133	36.360	232.8	11	1:54.262	29.209	29.750	18.972	36.331	230.8		
12	1:54.545	28.961	29.964	19.090	36.530	230.3	12	1:54.144	28.995	29.629	18.907	36.613	231.3		
13	1:54.504	29.051	29.893	18.990	36.570	232.8	13	1:54.483	29.172	29.969	18.919	36.423	230.3		
14	1:55.386	28.994	30.030	19.084	37.278	228.3	14	1:54.602	28.906	29.686	19.282	36.728	233.3		
15	1:56.162	30.458	30.035	18.899	36.770	232.3	15	1:54.283	29.172	29.701	18.912	36.498	227.4		
16	1:56.381	30.346	30.079	19.176	36.780	232.3	16	1:53.747	28.909	29.573	18.882	36.383	229.3		

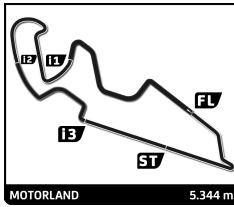


Eurocup3 ROUND 6 - MOTORLAND RACE 1

Sector Analysis

— Invalidated Lap ■ Personal Best ■ Session Best B Crossing the pit lane

Lap	Time	Sector 1	Sector 2	Sector 3	Sector 4	T.Sp	Lap	Time	Sector 1	Sector 2	Sector 3	Sector 4	T.Sp
10 Luciano MORANO (FRA) Palou Motorsport Tatuus T-318							17 Daniel NOGALES (ESP) Saintéloc Racing Tatuus T-318						
1	2:31.336	37.629	32.690	27.599	53.418	169.8	1	2:19.187	34.517	31.035	22.023	51.612	145.0
2	3:02.060	48.349	46.034	32.614	55.063	121.3	2	3:04.131	51.037	45.136	32.482	55.476	130.0
3	3:04.205	47.434	48.725	31.476	56.570	94.2	3	3:08.074	48.457	48.049	32.070	59.498	80.8
4	1:58.538	30.552	30.912	19.758	37.316	239.5	4	1:58.033	30.742	30.721	19.670	36.900	232.8
5	1:57.662	30.059	30.568	20.373	36.662	239.5	5	1:56.160	29.594	30.497	19.545	36.524	232.3
6	1:56.368	30.018	30.294	19.368	36.688	230.8	6	1:56.854	29.707	30.696	19.721	36.730	243.8
7	1:55.427	29.475	30.173	19.147	36.632	232.8	7	1:55.934	29.597	30.165	19.411	36.761	233.3
8	1:54.853	29.288	29.906	19.062	36.597	231.3	8	1:54.945	29.224	29.953	19.325	36.443	232.8
9	1:55.192	29.400	30.028	19.177	36.587	232.8	9	1:54.553	29.133	29.930	19.264	36.226	234.8
10	1:55.207	29.162	30.143	19.306	36.596	235.8	10	1:54.616	29.284	29.821	19.272	36.239	230.8
11	1:54.897	29.234	30.167	19.165	36.331	234.8	11	1:54.423	29.124	29.910	19.207	36.182	235.3
12	1:55.271	29.537	30.120	19.558	36.056	240.0	12	1:55.795	28.957	29.892	19.161	37.785	213.9
13	1:54.474	29.239	30.106	19.039	36.090	236.8	13	1:55.226	29.248	30.558	19.240	36.180	232.3
14	1:54.445	29.147	30.032	19.054	36.212	244.3	14	1:54.383	29.162	29.810	19.210	36.201	234.8
15	1:55.063	29.795	29.860	19.108	36.300	233.8	15	1:56.149	29.648	29.812	19.106	37.583	213.4
16	1:54.070	29.036	29.837	18.966	36.231	236.8	16	1:55.211	29.829	29.923	19.179	36.280	230.8
12 Alexander ABKHAZAVA (KAZ) Saintéloc Racing Tatuus T-318							18 Garrett BERRY (GBR) Palou Motorsport Tatuus T-318						
1	2:36.807	39.487	33.375	31.102	52.843	137.6	1	2:30.861	38.176	31.883	26.818	53.984	194.9
2	3:01.549	47.157	47.341	32.989	54.062	97.6	2	3:01.728	48.628	45.328	32.536	55.236	134.2
3	3:03.488	47.202	49.907	32.349	54.030	111.9	3	3:04.325	47.268	49.056	31.242	56.759	93.0
4	1:57.865	30.296	30.664	19.846	37.059	234.8	4	1:58.903	30.200	31.309	19.990	37.404	231.8
5	1:57.594	29.975	30.625	20.012	36.982	235.8	5	1:57.875	29.622	31.154	20.237	36.862	232.8
6	1:57.051	29.403	30.763	20.219	36.666	232.3	6	1:59.584	31.397	31.480	19.696	37.011	231.3
7	1:56.645	30.132	30.444	19.643	36.426	241.1	7	1:57.910	30.940	30.426	19.550	36.994	233.8
8	1:54.943	29.166	30.034	19.389	36.354	237.4	8	1:56.899	29.720	30.440	19.800	36.939	233.8
9	1:54.831	29.150	29.881	19.158	36.642	230.3	9	1:55.754	29.483	30.235	19.305	36.731	231.3
10	1:54.647	29.169	29.879	19.071	36.528	230.3	10	1:55.939	29.670	30.173	19.324	36.772	229.8
11	1:54.508	29.116	29.691	19.016	36.685	234.8	11	2:40.907 B	29.415	30.350	36.385	1:04.757	126.3
12	1:54.105	29.430	29.770	18.965	35.940	235.8	12	5:44.938	4:17.948	30.662	19.365	36.963	221.3
13	1:54.178	29.212	29.757	19.056	36.153	232.8	13	1:58.931	29.340	29.984	19.063	40.544	201.5
14	1:55.801	30.139	30.076	19.214	36.372	234.3	14	2:07.063 B	29.135	35.290	19.500	43.138	228.8
15	2:00.852 B	29.392	30.183	19.866	41.411	233.8							
16 Michael SHIN (KOR) Campos Racing Tatuus T-318							20 Gaspard LE GALLAIS (CHE) Drivex Tatuus T-318						
1	2:17.286	32.644	30.744	21.875	52.023	151.3	1	2:38.856	44.158	31.393	30.639	52.666	151.9
2	3:03.925	50.807	45.110	32.400	55.608	143.2	2	3:02.273	47.197	47.340	34.151	53.585	96.2
3	3:08.355	48.264	47.945	32.140	1:00.006	80.2	3	3:01.890	46.907	49.655	31.820	53.508	110.8
4	1:57.217	30.323	30.545	19.462	36.887	230.3	4	1:58.164	30.633	30.811	19.659	37.061	231.3
5	1:57.092	29.826	30.794	19.602	36.870	230.3	5	1:58.195	30.915	30.388	19.485	37.407	228.3
6	1:56.598	30.069	30.448	19.304	36.777	230.8	6	1:57.087	29.467	30.511	20.244	36.865	237.4
7	1:55.022	29.346	30.000	19.046	36.630	229.8	7	1:56.364	29.857	30.380	19.732	36.395	237.9
8	1:54.663	29.148	29.917	19.026	36.572	230.8	8	1:56.140	29.470	29.992	19.573	37.105	229.3
9	1:54.574	29.085	30.071	19.028	36.390	230.3	9	1:55.024	29.386	30.050	19.265	36.323	238.9
10	1:54.684	29.017	30.032	18.954	36.681	231.3	10	1:56.843	30.410	30.093	19.359	36.981	228.8
11	1:54.250	29.120	29.761	18.829	36.540	229.8	11	1:55.955	29.357	30.110	19.546	36.942	228.8
12	1:54.334	29.041	29.748	18.898	36.647	227.8	12	1:55.939	29.408	30.253	19.413	36.865	227.8
13	1:54.131	28.917	29.829	18.936	36.449	229.8	13	1:55.822	29.255	30.106	19.515	36.946	227.8
14	1:54.510	29.155	29.944	18.771	36.640	228.3	14	1:55.283	29.106	30.070	19.313	36.794	227.8
15	1:54.265	28.977	29.755	18.793	36.740	228.8	15	1:55.450	29.231	30.035	19.432	36.752	227.8
16	1:53.864	28.930	29.738	18.841	36.355	230.8	16	1:55.492	29.129	29.940	19.475	36.948	226.9



Eurocup3

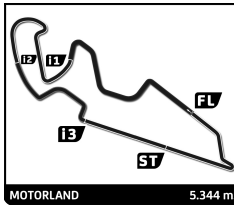
ROUND 6 - MOTORLAND

RACE 1

Sector Analysis

— Invalidated Lap ■ Personal Best ■ Session Best B Crossing the pit lane

Lap	Time	Sector 1	Sector 2	Sector 3	Sector 4	T.Sp	Lap	Time	Sector 1	Sector 2	Sector 3	Sector 4	T.Sp
21 Victoria BLOKHINA KGZ							25 Joao DÍAZ BRA						
Drivex Tatuus T-318							DXR Tatuus T-318						
1	2:35.298	39.377	32.705	29.622	53.594	173.6	1	2:32.159	38.540	31.950	28.332	53.337	183.4
2	3:01.462	47.402	46.502	33.604	53.954	119.5	2	3:01.775	48.300	45.790	32.941	54.744	118.6
3	3:03.950	47.003	49.515	32.414	55.018	108.5	3	3:04.045	47.502	48.611	31.945	55.987	99.8
4	2:02.524	33.418	31.349	19.865	37.892	226.4	4	1:58.541	30.758	31.044	19.786	36.953	230.8
5	1:58.463	29.850	30.958	19.811	37.844	227.4	5	1:58.296	30.033	30.573	20.334	37.356	237.4
6	1:58.136	30.131	30.861	19.523	37.621	227.4	6	1:58.283	30.158	31.848	19.820	36.457	234.8
7	1:58.579	29.938	31.212	20.124	37.305	227.8	7	1:55.954	29.852	30.203	19.175	36.724	226.9
8	1:57.162	29.611	30.810	19.741	37.000	229.8	8	1:55.175	29.383	30.037	19.143	36.612	229.3
9	1:55.659	29.429	30.176	19.271	36.783	227.8	9	1:55.039	29.259	29.959	19.141	36.680	226.4
10	1:56.656	29.525	30.602	19.522	37.007	226.9	10	1:54.930	29.289	30.008	19.156	36.477	227.8
11	1:56.643	29.627	30.684	19.521	36.811	227.8	11	1:54.518	29.114	30.002	18.910	36.492	228.3
12	1:56.440	29.588	30.720	19.259	36.873	229.8	12	1:54.776	29.305	29.969	19.010	36.492	229.3
13	1:56.299	29.506	30.073	19.518	37.202	227.8	13	1:54.563	29.054	29.823	19.027	36.659	229.8
14	1:56.150	29.552	30.135	19.622	36.841	231.3	14	1:55.473	29.934	30.160	18.979	36.400	228.3
15	1:56.413	29.927	30.096	19.506	36.884	228.8	15	1:54.978	29.046	29.939	19.131	36.862	227.8
16	1:56.719	29.762	30.023	19.635	37.299	227.4	16	1:56.738	29.330	29.920	19.971	37.517	228.8
23 Christian HO SGP							26 Hadrien DAVID FRA						
Campos Racing Tatuus T-318							DXR Tatuus T-318						
1	2:16.449	32.216	30.297	22.031	51.905	148.6	1	2:17.566	33.348	30.744	21.909	51.565	148.8
2	3:03.884	50.844	45.373	31.953	55.714	136.5	2	3:04.104	51.251	44.900	32.462	55.491	136.0
3	3:08.712	48.479	47.861	32.030	1:00.342	79.3	3	3:08.210	48.577	47.698	32.160	59.775	77.4
4	1:56.519	30.085	30.237	19.442	36.755	235.8	4	1:57.717	30.393	30.777	19.476	37.071	229.8
5	1:57.837	30.140	30.320	20.268	37.109	240.5	5	1:56.595	29.478	30.518	19.843	36.756	229.3
6	1:56.084	30.150	30.186	19.055	36.693	230.3	6	1:57.085	29.879	30.832	19.639	36.735	232.8
7	1:54.597	29.147	29.882	18.955	36.613	230.3	7	1:55.241	29.277	30.155	19.310	36.499	228.8
8	1:53.892	29.018	29.695	18.849	36.330	230.3	8	1:54.710	29.058	30.058	19.204	36.390	229.3
9	1:53.813	28.988	29.642	18.902	36.281	229.8	9	1:54.645	29.167	30.030	19.007	36.441	228.8
10	1:53.577	28.857	29.673	18.886	36.161	238.4	10	1:54.498	29.135	29.946	18.926	36.491	229.3
11	1:54.702	29.969	29.728	18.840	36.165	234.8	11	1:54.383	29.118	29.858	18.953	36.454	229.8
12	1:53.724	28.984	29.643	18.826	36.271	232.8	12	1:54.173	29.003	29.873	18.895	36.402	229.3
13	1:53.392	28.840	29.650	18.760	36.142	231.3	13	1:54.191	28.981	29.922	18.839	36.449	230.8
14	1:53.375	28.799	29.584	18.648	36.344	231.8	14	1:54.571	29.551	29.851	18.858	36.311	229.3
15	1:53.572	28.771	29.628	18.740	36.433	232.8	15	1:53.944	29.040	29.689	18.884	36.331	229.3
16	1:53.484	28.802	29.638	18.861	36.183	231.8	16	1:54.103	28.942	29.997	18.799	36.365	229.3
24 Emerson FITTIPALDI BRA							30 Theodor JENSEN DNK						
MP Motorsport Tatuus T-318							Palou Motorsport Tatuus T-318						
1	2:22.570	35.632	32.096	23.005	51.837	136.0	1	2:21.968	35.982	31.272	22.504	52.210	140.8
2	3:03.734	50.556	44.913	32.716	55.549	121.8	2	3:03.580	50.546	44.925	32.697	55.412	112.5
3	3:06.889	47.830	48.761	31.550	58.748	82.6	3	3:07.269	48.153	48.469	31.657	58.990	83.3
4	1:57.737	29.897	30.699	19.881	37.260	236.8	4	1:57.775	29.962	30.783	19.720	37.310	236.8
5	1:56.201	29.583	30.606	19.558	36.454	237.9	5	1:56.423	29.537	30.484	19.580	36.822	229.3
6	1:55.979	29.372	30.503	19.452	36.652	230.3	6	1:57.163	29.977	30.457	19.913	36.816	234.8
7	1:56.339	29.700	30.287	19.587	36.765	231.8	7	1:55.741	29.436	30.245	19.458	36.602	236.3
8	1:56.726	29.395	30.164	20.145	37.022	230.3	8	1:56.852	29.555	30.145	20.099	37.053	233.8
9	1:56.526	30.469	30.133	19.302	36.622	233.3	9	1:56.450	30.264	30.228	19.310	36.648	232.3
10	1:55.003	29.178	30.119	19.213	36.493	231.3	10	1:55.018	29.168	30.116	19.227	36.507	230.8
11	1:54.804	29.161	29.995	19.157	36.491	229.8	11	1:54.737	29.158	29.983	19.116	36.480	232.3
12	1:54.574	29.129	29.881	19.100	36.464	230.3	12	1:54.602	29.087	29.870	19.173	36.472	234.3
13	1:54.613	29.058	30.095	19.135	36.325	230.8	13	1:54.662	29.105	29.979	19.182	36.396	232.3
14	1:54.392	28.972	29.990	19.036	36.394	230.3	14	1:54.463	29.021	29.955	19.019	36.468	231.8
15	1:55.064	29.368	29.825	19.168	36.703	228.8	15	1:54.898	29.102	30.061	19.066	36.669	236.8
16	1:54.246	29.024	29.816	18.992	36.414	230.8	16	1:54.501	29.002	30.003	19.063	36.433	234.3

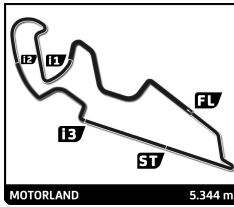


Eurocup3 ROUND 6 - MOTORLAND RACE 1

Sector Analysis

— Invalidated Lap ■ Personal Best ■ Session Best B Crossing the pit lane

Lap	Time	Sector 1	Sector 2	Sector 3	Sector 4	T.Sp	Lap	Time	Sector 1	Sector 2	Sector 3	Sector 4	T.Sp
34 Dario CABANELAS CHE MP Motorsport Tatuus T-318							5	1:58.811	29.932	30.672	20.164	38.043	229.8
1	2:36.013	39.503	32.820	30.526	53.164	136.2	6	1:57.677	29.804	30.637	20.460	36.776	233.8
2	3:01.576	47.300	46.860	33.341	54.075	106.9	7	1:57.372	30.044	30.441	19.628	37.259	231.3
3	3:03.779	47.022	49.723	32.611	54.423	109.2	8	1:56.580	29.896	30.324	19.732	36.628	231.3
4	1:57.800	30.184	30.963	19.611	37.042	236.8	9	1:57.517	29.886	30.376	19.730	37.525	226.4
5	1:57.065	29.606	30.750	19.362	37.347	227.8	10	1:56.701	29.992	30.475	19.698	36.536	230.8
6	<u>1:58.960</u>	29.510	<u>31.843</u>	21.164	36.443	241.1	11	2:09.749	29.785	43.366	20.171	36.427	233.3
7	1:56.838	29.664	30.484	20.035	36.655	230.8	12	2:00.150	29.550	30.434	19.566	40.600	231.3
8	<u>1:55.849</u>	29.568	30.119	<u>19.754</u>	36.408	236.3	13	1:56.930	30.286	30.426	19.355	36.863	228.3
9	1:55.057	29.138	30.050	18.965	36.904	227.4	14	<u>1:55.482</u>	<u>29.462</u>	30.250	19.285	36.485	230.3
10	1:54.807	28.992	30.008	18.891	36.916	227.4	15	1:55.416	29.326	30.169	19.384	36.537	232.3
11	1:54.939	29.109	30.063	18.926	36.841	227.8	16	1:55.444	29.350	30.375	19.186	36.533	228.3
12	1:54.464	29.063	29.844	18.913	36.644	227.8	52 Jesse CARRASQUEDO MEX Campos Racing Tatuus T-318						
13	1:54.826	29.125	30.043	18.826	36.832	226.9	1	2:16.178	31.819	30.106	22.016	52.237	145.2
14	1:54.600	29.063	29.943	18.868	36.726	227.4	2	3:03.700	50.727	45.356	31.853	55.764	139.0
15	1:53.933	28.921	29.713	18.876	36.423	231.3	3	3:08.712	48.566	47.727	32.097	1:00.322	79.1
16	<u>1:55.120</u>	28.865	29.833	<u>19.189</u>	37.233	235.3	4	1:56.904	30.139	30.300	19.360	37.105	226.4
43 Linus HELLBERG SWE DXR Tatuus T-318							5	1:57.802	30.645	30.165	19.590	37.402	231.3
1	2:40.386	44.481	32.100	31.370	52.435	142.9	6	1:55.559	29.866	29.820	19.122	36.751	230.3
2	3:01.666	46.626	47.877	34.279	52.884	89.9	7	1:54.516	29.168	29.705	18.976	36.667	228.8
3	3:02.885	46.450	50.592	31.297	54.546	105.9	8	1:54.138	29.103	29.581	18.974	36.480	229.8
4	1:59.226	31.325	31.053	19.648	37.200	232.8	9	1:53.840	29.010	29.455	18.947	36.428	230.8
5	<u>1:57.283</u>	29.695	<u>31.122</u>	19.519	36.947	233.3	10	1:53.841	28.896	29.434	18.915	36.596	231.3
6	<u>1:56.588</u>	29.751	<u>30.500</u>	19.629	36.708	230.8	11	1:54.536	29.753	29.687	18.848	36.248	229.3
7	1:57.059	29.390	30.328	19.486	37.855	229.8	12	1:53.656	28.944	29.585	18.710	36.417	229.3
8	<u>1:56.050</u>	29.427	<u>30.247</u>	19.504	36.872	231.3	13	1:53.355	28.895	29.409	18.724	36.327	227.8
9	1:55.977	29.389	30.130	19.589	36.869	232.3	14	1:53.313	28.814	29.323	18.727	36.449	227.8
10	1:56.464	29.744	30.525	19.452	36.743	227.4	15	1:53.494	28.807	29.428	18.784	36.475	228.8
11	<u>2:00.095</u>	<u>30.110</u>	33.424	19.738	36.823	225.5	16	<u>1:53.677</u>	29.005	<u>29.370</u>	18.841	36.461	230.8
12	<u>1:57.874</u>	<u>30.239</u>	31.439	19.442	36.754	229.8	64 Nick GILKES CAN Drivex Tatuus T-318						
13	1:56.108	29.694	30.287	19.358	36.769	227.4	1	2:24.807	36.330	31.858	24.065	52.554	136.0
14	1:55.985	29.508	30.078	19.680	36.719	228.8	2	3:03.743	50.056	45.396	32.357	55.934	142.1
15	<u>1:56.571</u>	30.449	<u>30.177</u>	19.272	36.673	231.3	3	3:05.975	47.480	48.687	31.665	58.143	90.5
16	<u>1:58.656</u>	29.932	<u>31.990</u>	19.737	36.997	228.3	4	1:58.194	30.917	30.980	19.524	36.773	226.4
44 Diego DE LA TORRE MEX Saintéloc Racing Tatuus T-318							5	<u>1:56.856</u>	<u>30.025</u>	30.400	19.546	36.885	230.3
1	2:28.264	36.766	32.027	26.047	53.424	145.6	6	1:56.033	29.478	30.371	19.463	36.721	226.9
2	3:01.341	48.572	45.531	32.221	55.017	134.8	7	<u>1:55.669</u>	29.384	<u>30.164</u>	19.493	36.628	227.8
3	3:05.812	48.003	48.653	32.140	57.016	83.9	8	1:55.796	29.230	30.189	19.646	36.731	228.8
4	2:10.572	30.370	<u>42.746</u>	20.070	37.386	227.8	9	1:56.951	30.466	30.682	19.285	36.518	230.3
5	<u>1:56.601</u>	<u>29.735</u>	30.548	19.400	36.918	235.3	10	<u>1:55.279</u>	<u>29.204</u>	30.299	19.258	36.518	230.3
6	<u>1:56.554</u>	29.616	<u>30.760</u>	19.631	36.547	234.3	11	1:55.400	29.448	30.035	19.278	36.639	232.3
7	<u>1:58.369</u>	<u>30.441</u>	<u>31.159</u>	19.701	37.068	228.8	12	1:55.169	29.376	30.085	19.145	36.563	228.3
8	<u>1:57.209</u>	<u>30.063</u>	30.959	19.326	36.861	229.8	13	1:54.643	29.005	29.956	19.097	36.585	228.3
9	2:03.000B	29.382	30.115	19.124	44.379	228.8	14	1:54.659	29.022	29.819	19.082	36.736	228.8
48 Emil HELLBERG SWE DXR Tatuus T-318							15	1:54.616	<u>29.180</u>	29.883	19.084	36.469	228.8
1	2:34.764	39.317	32.252	29.465	53.730	174.5	16	1:54.197	<u>28.928</u>	29.788	19.087	36.394	229.8
2	3:01.473	47.208	46.636	33.410	54.219	125.3	72 Douwe DEDECKER BEL GRS Team USA Tatuus T-318						
3	3:04.046	47.069	49.245	32.201	55.531	115.1	1	2:29.673	37.132	32.466	26.479	53.596	155.2
4	1:59.167	30.451	31.024	20.092	37.600	227.4	2	3:02.165	48.523	45.694	32.119	55.829	158.1
							3	3:04.519	47.110	49.091	31.585	56.733	91.2
							4	1:57.960	30.448	31.102	19.709	36.701	234.3



Eurocup3

ROUND 6 - MOTORLAND

RACE 1

Sector Analysis

Lap	Time	Sector 1	Sector 2	Sector 3	Sector 4	T.Spd	Lap	Time	Sector 1	Sector 2	Sector 3	Sector 4	T.Spd
5	1:56.212	29.556	30.302	19.518	36.836	229.8	12	<u>1:54.072</u>	29.059	<u>29.709</u>	19.113	36.191	231.3
6	1:58.817	29.396	32.561	19.961	36.899	229.8	13	1:53.838	29.058	29.686	19.047	36.047	237.9
7	<u>1:55.270</u>	29.307	<u>30.122</u>	19.489	36.352	235.8	14	1:54.957	29.770	29.821	19.093	36.273	232.8
8	1:54.973	29.187	29.945	19.231	36.610	231.3	15	<u>1:54.251</u>	29.035	<u>29.663</u>	19.228	36.325	229.8
9	1:55.292	29.182	30.024	19.585	36.501	230.8	16	1:54.219	29.129	29.805	18.918	36.367	229.8
10	1:55.399	29.330	30.235	19.387	36.447	233.3							
11	<u>1:54.912</u>	<u>29.257</u>	30.119	19.323	36.213	241.1							
12	1:56.352	29.743	30.050	19.733	36.826	233.8							
13	<u>1:54.845</u>	<u>29.256</u>	29.947	19.274	36.368	231.8							
14	1:55.128	29.124	30.110	19.420	36.474	227.4							
15	1:54.492	29.098	29.804	19.152	36.438	230.8							
16	<u>1:55.372</u>	29.387	<u>29.973</u>	19.464	36.548	231.8							

77 Isaac BARASHI GBR
GRS Team USA Tatuus T-318

1	2:28.834	37.321	32.085	25.959	53.469	152.5
2	3:01.767	48.604	45.545	32.367	55.251	155.8
3	3:05.295	47.737	48.704	31.881	56.973	82.6
4	1:57.777	30.529	30.967	19.506	36.775	229.8
5	<u>1:56.196</u>	29.524	<u>30.335</u>	19.606	36.731	231.8
6	<u>1:57.269</u>	29.601	<u>31.617</u>	19.500	36.551	231.3
7	1:55.757	29.397	30.289	19.448	36.623	231.3
8	1:55.386	29.529	30.158	19.291	36.408	233.3
9	1:56.251	29.407	30.782	19.590	36.472	234.8
10	1:55.351	29.294	30.243	19.377	36.437	231.8
11	1:55.159	29.262	30.072	19.334	36.491	234.3
12	1:55.361	29.627	30.158	19.308	36.268	231.8
13	1:54.591	29.056	30.271	19.145	36.119	231.8
14	1:54.883	29.184	29.989	19.235	36.475	237.9
15	1:54.640	29.511	29.818	19.021	36.290	229.8
16	1:54.504	28.949	29.822	19.142	36.591	232.3

84 Owen TANGAVELOU VNM
MP Motorsport Tatuus T-318

1	2:33.935	38.774	32.421	29.026	53.714	169.8
2	3:01.301	47.362	46.393	33.146	54.400	131.9
3	3:04.261	47.282	49.020	32.251	55.708	103.6
4	1:58.501	30.309	31.111	19.902	37.179	229.3
5	<u>1:57.586</u>	29.863	<u>30.648</u>	19.658	37.417	232.8
6	1:58.209	29.791	31.704	20.080	36.634	234.3
7	1:56.527	30.041	30.436	19.432	36.618	232.3
8	1:56.074	29.507	30.020	19.225	37.322	226.9
9	2:09.016B	29.585	31.262	21.959	46.210	219.1

99 José GARFIAS MEX
Saintéloc Racing Tatuus T-318

1	2:20.095	34.865	30.956	22.609	51.665	140.4
2	3:04.122	50.872	45.220	32.453	55.577	114.0
3	3:07.310	48.238	48.011	32.032	59.029	78.7
4	1:57.443	30.210	30.650	19.586	36.997	232.3
5	1:55.637	29.523	30.337	19.504	36.273	239.5
6	1:56.982	29.799	30.629	19.932	36.622	237.9
7	1:55.779	29.383	30.117	19.504	36.775	233.3
8	1:55.020	29.206	29.912	19.298	36.604	229.8
9	1:54.504	29.115	29.749	19.222	36.418	231.8
10	1:54.359	29.139	29.720	19.121	36.379	230.8
11	<u>1:54.161</u>	29.042	<u>29.672</u>	19.052	36.395	230.8