


F4Spain

ROUND 5 - VALENCIA

PREVIOUS TEST

Track Limits Analysis

No	Driver	Team	T.L. Nr	Camera	Lap	Time
3	Griffin PEEBLES	MP Motorsport	1	Turn 1	6	11:49:30.056
3	Griffin PEEBLES	MP Motorsport	2	Turn 2	6	11:49:39.274
3	Griffin PEEBLES	MP Motorsport	3	Turn 11	6	11:50:25.629
3	Griffin PEEBLES	MP Motorsport	4	Turn 1	7	11:51:04.247
3	Griffin PEEBLES	MP Motorsport	5	Turn 1	18	13:08:14.523
3	Griffin PEEBLES	MP Motorsport	6	Turn 1	34	14:33:29.414
3	Griffin PEEBLES	MP Motorsport	7	Turn 1	38	14:39:42.950
Total Infractions:						5
4	Juan COTA	Drivex	1	Turn 1	4	11:49:50.793
4	Juan COTA	Drivex	2	Turn 11	5	11:52:22.973
4	Juan COTA	Drivex	3	Turn 1	5	11:51:26.324
4	Juan COTA	Drivex	4	Turn 1	7	11:54:35.187
4	Juan COTA	Drivex	5	Turn 2	5	11:51:36.548
4	Juan COTA	Drivex	6	Turn 1	10	12:05:24.858
4	Juan COTA	Drivex	7	Turn 2	6	11:53:10.605
4	Juan COTA	Drivex	8	Turn 1	12	12:08:32.993
4	Juan COTA	Drivex	9	Turn 1	13	12:10:12.992
4	Juan COTA	Drivex	10	Turn 1	19	12:19:37.328
4	Juan COTA	Drivex	11	Turn 1	25	12:54:24.052
4	Juan COTA	Drivex	12	Turn 2	28	12:59:23.939
4	Juan COTA	Drivex	13	Turn 1	30	13:02:20.324
4	Juan COTA	Drivex	14	Turn 2	30	13:02:29.990
4	Juan COTA	Drivex	15	Turn 1	31	13:03:56.656
4	Juan COTA	Drivex	16	Turn 2	31	13:04:06.003
4	Juan COTA	Drivex	17	Turn 2	37	14:00:28.848
4	Juan COTA	Drivex	18	Turn 6	38	14:02:25.974
4	Juan COTA	Drivex	19	Turn 2	42	14:19:17.126
4	Juan COTA	Drivex	20	Turn 1	46	14:30:04.345
4	Juan COTA	Drivex	21	Turn 2	46	14:30:14.116
4	Juan COTA	Drivex	22	Turn 1	47	14:31:38.342
4	Juan COTA	Drivex	23	Turn 2	47	14:31:47.914
4	Juan COTA	Drivex	24	Turn 2	48	14:33:21.715
4	Juan COTA	Drivex	25	Turn 11	47	14:32:34.043
4	Juan COTA	Drivex	26	Turn 1	52	14:39:25.876
Total Infractions:						19
5	Reno FRANCOT	GRS Team USA	1	Turn 11	7	11:51:27.624
5	Reno FRANCOT	GRS Team USA	2	Turn 11	8	11:53:02.353
5	Reno FRANCOT	GRS Team USA	3	Turn 11	9	11:54:35.905
5	Reno FRANCOT	GRS Team USA	4	Turn 11	9	11:54:36.967
5	Reno FRANCOT	GRS Team USA	5	Turn 2	9	11:53:50.547
5	Reno FRANCOT	GRS Team USA	6	Turn 6	15	12:36:41.219
5	Reno FRANCOT	GRS Team USA	7	Turn 14	15	12:37:26.842
5	Reno FRANCOT	GRS Team USA	8	Turn 1	17	12:39:19.592
5	Reno FRANCOT	GRS Team USA	9	Turn 2	17	12:39:29.208
5	Reno FRANCOT	GRS Team USA	10	Turn 1	18	12:40:54.115
5	Reno FRANCOT	GRS Team USA	11	Turn 11	19	12:43:25.830
5	Reno FRANCOT	GRS Team USA	12	Turn 11	25	13:00:02.698
5	Reno FRANCOT	GRS Team USA	13	Turn 1	29	13:05:27.466
5	Reno FRANCOT	GRS Team USA	14	Turn 2	30	13:07:10.661
5	Reno FRANCOT	GRS Team USA	15	Turn 6	35	13:53:39.306
5	Reno FRANCOT	GRS Team USA	16	Turn 6	36	13:55:13.910
5	Reno FRANCOT	GRS Team USA	17	Turn 14	35	13:54:24.772
5	Reno FRANCOT	GRS Team USA	18	Turn 2	38	13:58:02.052
5	Reno FRANCOT	GRS Team USA	19	Turn 6	38	13:58:23.710
5	Reno FRANCOT	GRS Team USA	20	Turn 14	38	13:59:09.251
5	Reno FRANCOT	GRS Team USA	21	Turn 11	40	14:01:58.352
5	Reno FRANCOT	GRS Team USA	22	Turn 6	42	14:04:45.905
5	Reno FRANCOT	GRS Team USA	23	Turn 6	43	14:06:20.366
5	Reno FRANCOT	GRS Team USA	24	Turn 2	48	14:34:23.591
5	Reno FRANCOT	GRS Team USA	25	Turn 6	51	14:39:27.646
5	Reno FRANCOT	GRS Team USA	26	Turn 6	52	14:41:02.046
5	Reno FRANCOT	GRS Team USA	27	Turn 11	49	14:36:43.713
Total Infractions:						20
7	Maciej GLADYSZ	KCL MP Motorsport	1	Turn 1	6	11:50:01.388
7	Maciej GLADYSZ	KCL MP Motorsport	2	Turn 1	8	11:53:10.057



F4Spain

ROUND 5 - VALENCIA

PREVIOUS TEST

Track Limits Analysis

No	Driver	Team	T.L. Nr	Camera	Lap	Time
7	Maciej GLADYSZ	KCL MP Motorsport	3	Turn 1	10	11:56:34.444
7	Maciej GLADYSZ	KCL MP Motorsport	4	Turn 1	15	12:46:11.518
7	Maciej GLADYSZ	KCL MP Motorsport	5	Turn 1	17	12:49:19.723
7	Maciej GLADYSZ	KCL MP Motorsport	6	Turn 1	18	12:50:53.194
7	Maciej GLADYSZ	KCL MP Motorsport	7	Turn 11	25	13:13:29.355
7	Maciej GLADYSZ	KCL MP Motorsport	8	Turn 1	33	14:21:10.137
7	Maciej GLADYSZ	KCL MP Motorsport	9	Turn 1	36	14:30:29.075
7	Maciej GLADYSZ	KCL MP Motorsport	10	Turn 1	37	14:32:07.062

Total Infractions: **10**

8	Enzo TARNVANICHKUL	Campos Racing	1	Turn 14	5	12:25:56.711
8	Enzo TARNVANICHKUL	Campos Racing	2	Turn 1	13	12:44:24.058
8	Enzo TARNVANICHKUL	Campos Racing	3	Turn 6	13	12:44:54.615
8	Enzo TARNVANICHKUL	Campos Racing	4	Turn 1	15	12:47:32.591
8	Enzo TARNVANICHKUL	Campos Racing	5	Turn 1	27	13:56:44.270
8	Enzo TARNVANICHKUL	Campos Racing	6	Turn 1	33	14:17:59.745
8	Enzo TARNVANICHKUL	Campos Racing	7	Turn 6	34	14:20:04.109
8	Enzo TARNVANICHKUL	Campos Racing	8	Turn 6	37	14:30:08.248
8	Enzo TARNVANICHKUL	Campos Racing	9	Turn 6	38	14:31:55.652
8	Enzo TARNVANICHKUL	Campos Racing	10	Turn 2	39	14:33:08.244
8	Enzo TARNVANICHKUL	Campos Racing	11	Turn 2	40	14:34:46.983
8	Enzo TARNVANICHKUL	Campos Racing	12	Turn 6	41	14:36:42.116
8	Enzo TARNVANICHKUL	Campos Racing	13	Turn 6	43	14:39:53.190

Total Infractions: **12**


9	René LAMMERS	MP Motorsport	1	Turn 1	4	11:46:36.307
9	René LAMMERS	MP Motorsport	2	Turn 11	4	11:47:33.292
9	René LAMMERS	MP Motorsport	3	Turn 11	5	11:49:08.565
9	René LAMMERS	MP Motorsport	4	Turn 1	6	11:49:47.058
9	René LAMMERS	MP Motorsport	5	Turn 11	6	11:50:43.225
9	René LAMMERS	MP Motorsport	6	Turn 11	7	11:52:17.973
9	René LAMMERS	MP Motorsport	7	Turn 11	8	11:53:52.095
9	René LAMMERS	MP Motorsport	8	Turn 1	7	11:51:21.589
9	René LAMMERS	MP Motorsport	9	Turn 1	15	13:05:12.202
9	René LAMMERS	MP Motorsport	10	Turn 2	16	13:06:56.127
9	René LAMMERS	MP Motorsport	11	Turn 1	23	13:17:48.124
9	René LAMMERS	MP Motorsport	12	Turn 6	24	13:19:53.761
9	René LAMMERS	MP Motorsport	13	Turn 11	29	14:29:44.695
9	René LAMMERS	MP Motorsport	14	Turn 2	32	14:33:56.709
9	René LAMMERS	MP Motorsport	15	Turn 11	31	14:33:09.107

Total Infractions: **12**

10	Lorenzo CASTILLO	Tecnicar	1	Turn 11	2	11:48:50.433
10	Lorenzo CASTILLO	Tecnicar	2	Turn 2	2	11:48:01.144
10	Lorenzo CASTILLO	Tecnicar	3	Turn 11	3	11:50:29.491
10	Lorenzo CASTILLO	Tecnicar	4	Turn 2	4	11:51:18.485
10	Lorenzo CASTILLO	Tecnicar	5	Turn 11	13	12:06:38.699
10	Lorenzo CASTILLO	Tecnicar	6	Turn 2	13	12:05:51.609
10	Lorenzo CASTILLO	Tecnicar	7	Turn 14	16	12:20:55.841
10	Lorenzo CASTILLO	Tecnicar	8	Turn 1	23	12:30:40.982
10	Lorenzo CASTILLO	Tecnicar	9	Turn 6	33	14:02:14.231

Total Infractions: **7**

11	Alexander JACOBY	GRS Team USA	1	Turn 11	2	11:45:27.764
11	Alexander JACOBY	GRS Team USA	2	Turn 11	5	11:50:18.355
11	Alexander JACOBY	GRS Team USA	3	Turn 11	9	11:56:41.895
11	Alexander JACOBY	GRS Team USA	4	Turn 11	10	11:58:17.291
11	Alexander JACOBY	GRS Team USA	5	Turn 1	10	11:57:21.191
11	Alexander JACOBY	GRS Team USA	6	Turn 1	11	11:58:56.660
11	Alexander JACOBY	GRS Team USA	7	Turn 2	10	11:57:30.476
11	Alexander JACOBY	GRS Team USA	8	Turn 1	14	12:42:37.391
11	Alexander JACOBY	GRS Team USA	9	Turn 1	17	12:47:23.128
11	Alexander JACOBY	GRS Team USA	10	Turn 2	20	12:52:23.933
11	Alexander JACOBY	GRS Team USA	11	Turn 11	20	12:53:10.559
11	Alexander JACOBY	GRS Team USA	12	Turn 2	22	12:55:34.465
11	Alexander JACOBY	GRS Team USA	13	Turn 11	22	12:56:21.233
11	Alexander JACOBY	GRS Team USA	14	Turn 2	23	12:57:09.399




F4Spain

ROUND 5 - VALENCIA

PREVIOUS TEST

Track Limits Analysis

No	Driver	Team	T.L. Nr	Camera	Lap	Time
11	Alexander JACOBY	GRS Team USA	15	Turn 1	31	13:46:59.394
11	Alexander JACOBY	GRS Team USA	16	Turn 2	31	13:47:08.725
11	Alexander JACOBY	GRS Team USA	17	Turn 1	32	13:48:35.403
11	Alexander JACOBY	GRS Team USA	18	Turn 1	35	13:53:20.471
11	Alexander JACOBY	GRS Team USA	19	Turn 2	35	13:53:29.787
11	Alexander JACOBY	GRS Team USA	20	Turn 2	38	14:09:50.319
11	Alexander JACOBY	GRS Team USA	21	Turn 2	39	14:11:26.315
11	Alexander JACOBY	GRS Team USA	22	Turn 2	40	14:13:00.855
11	Alexander JACOBY	GRS Team USA	23	Turn 2	44	14:21:00.380
11	Alexander JACOBY	GRS Team USA	24	Turn 11	43	14:20:12.304
11	Alexander JACOBY	GRS Team USA	25	Turn 11	44	14:21:47.033
11	Alexander JACOBY	GRS Team USA	26	Turn 1	46	14:28:39.340
11	Alexander JACOBY	GRS Team USA	27	Turn 2	46	14:28:49.049
11	Alexander JACOBY	GRS Team USA	28	Turn 1	48	14:31:48.674
11	Alexander JACOBY	GRS Team USA	29	Turn 11	47	14:31:10.426
11	Alexander JACOBY	GRS Team USA	30	Turn 2	49	14:33:33.172
11	Alexander JACOBY	GRS Team USA	31	Turn 1	49	14:33:23.403
11	Alexander JACOBY	GRS Team USA	32	Turn 6	49	14:33:55.176
11	Alexander JACOBY	GRS Team USA	33	Turn 14	50	14:36:15.642
11	Alexander JACOBY	GRS Team USA	34	Turn 1	50	14:34:59.195
Total Infractions:						23
12	Adam AL AZHARI	Tecnicar	1	Turn 1	3	11:50:59.190
12	Adam AL AZHARI	Tecnicar	2	Turn 11	4	12:10:09.226
12	Adam AL AZHARI	Tecnicar	3	Turn 11	5	12:11:46.167
12	Adam AL AZHARI	Tecnicar	4	Turn 1	12	12:21:52.062
12	Adam AL AZHARI	Tecnicar	5	Turn 2	19	12:42:24.201
12	Adam AL AZHARI	Tecnicar	6	Turn 1	22	12:46:55.393
12	Adam AL AZHARI	Tecnicar	7	Turn 1	24	12:50:10.127
12	Adam AL AZHARI	Tecnicar	8	Turn 6	29	14:06:44.709
12	Adam AL AZHARI	Tecnicar	9	Turn 6	31	14:09:55.047
12	Adam AL AZHARI	Tecnicar	10	Turn 1	32	14:10:58.604
12	Adam AL AZHARI	Tecnicar	11	Turn 1	41	14:32:53.670
12	Adam AL AZHARI	Tecnicar	12	Turn 1	42	14:34:27.939
Total Infractions:						12
14	Keanu AL AZHARI	MP Motorsport	1	Turn 11	5	11:49:19.173
14	Keanu AL AZHARI	MP Motorsport	2	Turn 1	6	11:49:57.656
14	Keanu AL AZHARI	MP Motorsport	3	Turn 1	8	11:53:07.126
14	Keanu AL AZHARI	MP Motorsport	4	Turn 1	12	11:59:35.059
Total Infractions:						4
18	Andrés CÁRDENAS	Griffin Core by Campos	1	Turn 2	26	13:55:54.116
Total Infractions:						1
19	Matus RYBA	Drivex	1	Turn 2	9	12:01:21.412
19	Matus RYBA	Drivex	2	Turn 2	10	12:02:56.472
19	Matus RYBA	Drivex	3	Turn 1	15	12:18:03.327
19	Matus RYBA	Drivex	4	Turn 6	17	12:21:45.142
19	Matus RYBA	Drivex	5	Turn 1	19	12:24:23.260
19	Matus RYBA	Drivex	6	Turn 1	29	13:04:36.329
19	Matus RYBA	Drivex	7	Turn 11	34	13:13:26.496
19	Matus RYBA	Drivex	8	Turn 6	35	13:14:39.355
19	Matus RYBA	Drivex	9	Turn 6	42	14:03:13.710
19	Matus RYBA	Drivex	10	Turn 1	43	14:04:17.011
19	Matus RYBA	Drivex	11	Turn 6	43	14:04:47.710
19	Matus RYBA	Drivex	12	Turn 6	44	14:06:21.444
19	Matus RYBA	Drivex	13	Turn 6	45	14:07:55.640
Total Infractions:						12
21	Yevan DAVID	Saintéloc Racing	1	Turn 1	6	11:49:12.729
21	Yevan DAVID	Saintéloc Racing	2	Turn 11	6	11:50:09.559
21	Yevan DAVID	Saintéloc Racing	3	Turn 11	7	11:51:45.634
21	Yevan DAVID	Saintéloc Racing	4	Turn 1	9	11:54:00.329
21	Yevan DAVID	Saintéloc Racing	5	Turn 2	9	11:54:09.479
21	Yevan DAVID	Saintéloc Racing	6	Turn 1	13	12:09:12.732
21	Yevan DAVID	Saintéloc Racing	7	Turn 11	16	12:14:53.692




F4Spain

ROUND 5 - VALENCIA

PREVIOUS TEST

Track Limits Analysis

No	Driver	Team	T.L. Nr	Camera	Lap	Time
21	Yevan DAVID	Saintéloc Racing	8	Turn 2	17	12:15:42.404
21	Yevan DAVID	Saintéloc Racing	9	Turn 2	21	13:25:17.600
21	Yevan DAVID	Saintéloc Racing	10	Turn 11	25	13:42:45.031
21	Yevan DAVID	Saintéloc Racing	11	Turn 1	26	13:43:22.993
21	Yevan DAVID	Saintéloc Racing	12	Turn 2	25	13:41:57.859
21	Yevan DAVID	Saintéloc Racing	13	Turn 11	26	13:44:20.021
21	Yevan DAVID	Saintéloc Racing	14	Turn 6	27	13:45:29.495
21	Yevan DAVID	Saintéloc Racing	15	Turn 11	28	13:47:30.166
21	Yevan DAVID	Saintéloc Racing	16	Turn 2	30	13:49:51.862
21	Yevan DAVID	Saintéloc Racing	17	Turn 2	31	13:51:26.927
21	Yevan DAVID	Saintéloc Racing	18	Turn 11	39	14:19:06.694
21	Yevan DAVID	Saintéloc Racing	19	Turn 11	43	14:31:29.240
21	Yevan DAVID	Saintéloc Racing	20	Turn 6	46	14:35:51.780
21	Yevan DAVID	Saintéloc Racing	21	Turn 2	49	14:40:21.318
Total Infractions:						17
22	Peter BOUZINELOS	Rodin Motorsport	1	Turn 1	7	11:50:36.190
22	Peter BOUZINELOS	Rodin Motorsport	2	Turn 14	14	12:09:25.360
22	Peter BOUZINELOS	Rodin Motorsport	3	Turn 1	20	12:55:33.590
22	Peter BOUZINELOS	Rodin Motorsport	4	Turn 1	21	12:57:07.657
22	Peter BOUZINELOS	Rodin Motorsport	5	Turn 2	22	12:58:51.069
22	Peter BOUZINELOS	Rodin Motorsport	6	Turn 11	24	13:02:44.088
22	Peter BOUZINELOS	Rodin Motorsport	7	Turn 14	25	13:04:37.948
22	Peter BOUZINELOS	Rodin Motorsport	8	Turn 1	33	13:26:21.796
22	Peter BOUZINELOS	Rodin Motorsport	9	Turn 2	35	13:29:45.993
22	Peter BOUZINELOS	Rodin Motorsport	10	Turn 14	35	13:30:52.890
22	Peter BOUZINELOS	Rodin Motorsport	11	Turn 1	37	13:32:44.466
22	Peter BOUZINELOS	Rodin Motorsport	12	Turn 2	39	13:36:11.984
22	Peter BOUZINELOS	Rodin Motorsport	13	Turn 2	45	14:12:52.377
22	Peter BOUZINELOS	Rodin Motorsport	14	Turn 2	48	14:20:00.451
22	Peter BOUZINELOS	Rodin Motorsport	15	Turn 2	49	14:21:36.713
22	Peter BOUZINELOS	Rodin Motorsport	16	Turn 11	50	14:28:12.697
22	Peter BOUZINELOS	Rodin Motorsport	17	Turn 2	52	14:30:37.318
22	Peter BOUZINELOS	Rodin Motorsport	18	Turn 2	53	14:32:11.977
22	Peter BOUZINELOS	Rodin Motorsport	19	Turn 1	54	14:33:36.946
22	Peter BOUZINELOS	Rodin Motorsport	20	Turn 6	54	14:34:08.116
22	Peter BOUZINELOS	Rodin Motorsport	21	Turn 6	57	14:39:08.787
Total Infractions:						19
23	Jan PRZYROWSKI	Griffin Core by Campos	1	Turn 1	14	12:46:04.184
23	Jan PRZYROWSKI	Griffin Core by Campos	2	Turn 1	20	13:48:45.594
23	Jan PRZYROWSKI	Griffin Core by Campos	3	Turn 1	22	13:51:53.064
23	Jan PRZYROWSKI	Griffin Core by Campos	4	Turn 1	33	14:19:40.340
23	Jan PRZYROWSKI	Griffin Core by Campos	5	Turn 6	37	14:31:38.773
23	Jan PRZYROWSKI	Griffin Core by Campos	6	Turn 2	39	14:34:24.851
Total Infractions:						6
24	Ernesto RIVERA	Griffin Core by Campos	1	Turn 1	13	12:46:44.785
24	Ernesto RIVERA	Griffin Core by Campos	2	Turn 2	13	12:46:54.204
24	Ernesto RIVERA	Griffin Core by Campos	3	Turn 6	14	12:48:49.559
24	Ernesto RIVERA	Griffin Core by Campos	4	Turn 14	16	12:52:43.378
24	Ernesto RIVERA	Griffin Core by Campos	5	Turn 1	22	13:49:25.203
24	Ernesto RIVERA	Griffin Core by Campos	6	Turn 6	22	13:49:56.636
24	Ernesto RIVERA	Griffin Core by Campos	7	Turn 1	31	14:18:06.401
24	Ernesto RIVERA	Griffin Core by Campos	8	Turn 1	37	14:33:07.611
Total Infractions:						6
27	Lucas FLUXÁ	KCL MP Motorsport	1	Turn 1	5	11:50:05.721
27	Lucas FLUXÁ	KCL MP Motorsport	2	Turn 1	11	11:59:33.382
27	Lucas FLUXÁ	KCL MP Motorsport	3	Turn 2	7	11:53:25.477
27	Lucas FLUXÁ	KCL MP Motorsport	4	Turn 1	28	13:22:07.662
27	Lucas FLUXÁ	KCL MP Motorsport	5	Turn 1	36	14:35:12.210
27	Lucas FLUXÁ	KCL MP Motorsport	6	Turn 6	38	14:38:49.848
Total Infractions:						6
28	Nerea MARTÍ	GRS Team USA	1	Turn 1	3	11:49:10.185
28	Nerea MARTÍ	GRS Team USA	2	Turn 1	4	11:50:50.848




F4Spain

ROUND 5 - VALENCIA

PREVIOUS TEST

Track Limits Analysis

No	Driver	Team	T.L. Nr	Camera	Lap	Time
28	Nerea MARTÍ	GRS Team USA	3	Turn 11	6	11:55:01.971
28	Nerea MARTÍ	GRS Team USA	4	Turn 1	9	11:58:51.126
28	Nerea MARTÍ	GRS Team USA	5	Turn 2	4	11:51:00.669
28	Nerea MARTÍ	GRS Team USA	6	Turn 2	5	11:52:38.277
28	Nerea MARTÍ	GRS Team USA	7	Turn 2	9	11:59:00.806
28	Nerea MARTÍ	GRS Team USA	8	Turn 2	11	12:02:11.744
28	Nerea MARTÍ	GRS Team USA	9	Turn 2	15	12:35:53.067
28	Nerea MARTÍ	GRS Team USA	10	Turn 2	17	12:39:01.735
28	Nerea MARTÍ	GRS Team USA	11	Turn 11	17	12:39:48.036
28	Nerea MARTÍ	GRS Team USA	12	Turn 1	18	12:40:26.187
28	Nerea MARTÍ	GRS Team USA	13	Turn 11	19	12:42:56.035
28	Nerea MARTÍ	GRS Team USA	14	Turn 1	22	12:46:42.264
28	Nerea MARTÍ	GRS Team USA	15	Turn 2	23	12:48:25.327
28	Nerea MARTÍ	GRS Team USA	16	Turn 2	24	12:49:59.325
28	Nerea MARTÍ	GRS Team USA	17	Turn 1	28	13:30:03.390
28	Nerea MARTÍ	GRS Team USA	18	Turn 1	43	14:00:34.269
28	Nerea MARTÍ	GRS Team USA	19	Turn 2	47	14:07:07.452
Total Infractions:						16
29	Gino TRAPPA	DXR	1	Turn 11	4	11:51:45.634
29	Gino TRAPPA	DXR	2	Turn 11	8	11:58:14.759
29	Gino TRAPPA	DXR	3	Turn 2	8	11:57:28.074
29	Gino TRAPPA	DXR	4	Turn 11	14	12:14:30.302
29	Gino TRAPPA	DXR	5	Turn 1	16	12:16:43.784
29	Gino TRAPPA	DXR	6	Turn 2	14	12:13:43.672
29	Gino TRAPPA	DXR	7	Turn 2	16	12:16:53.133
29	Gino TRAPPA	DXR	8	Turn 2	18	12:20:03.466
29	Gino TRAPPA	DXR	9	Turn 1	22	12:44:43.587
29	Gino TRAPPA	DXR	10	Turn 11	28	13:00:49.365
29	Gino TRAPPA	DXR	11	Turn 2	29	13:01:37.004
29	Gino TRAPPA	DXR	12	Turn 2	32	13:06:19.335
29	Gino TRAPPA	DXR	13	Turn 2	37	14:08:24.726
29	Gino TRAPPA	DXR	14	Turn 6	39	14:11:55.577
29	Gino TRAPPA	DXR	15	Turn 2	43	14:19:39.314
29	Gino TRAPPA	DXR	16	Turn 6	47	14:31:42.454
29	Gino TRAPPA	DXR	17	Turn 1	49	14:34:19.608
29	Gino TRAPPA	DXR	18	Turn 6	52	14:39:34.379
Total Infractions:						15
32	Wiktor DOBRZANSKI	Tecnicar	1	Turn 11	5	11:56:43.758
32	Wiktor DOBRZANSKI	Tecnicar	2	Turn 1	7	11:58:58.584
32	Wiktor DOBRZANSKI	Tecnicar	3	Turn 1	8	12:00:33.724
32	Wiktor DOBRZANSKI	Tecnicar	4	Turn 11	12	12:07:51.300
32	Wiktor DOBRZANSKI	Tecnicar	5	Turn 2	5	11:55:56.550
32	Wiktor DOBRZANSKI	Tecnicar	6	Turn 11	13	12:09:26.029
32	Wiktor DOBRZANSKI	Tecnicar	7	Turn 2	11	12:05:28.339
32	Wiktor DOBRZANSKI	Tecnicar	8	Turn 2	13	12:08:39.335
32	Wiktor DOBRZANSKI	Tecnicar	9	Turn 2	16	12:20:55.395
32	Wiktor DOBRZANSKI	Tecnicar	10	Turn 2	18	12:24:04.081
32	Wiktor DOBRZANSKI	Tecnicar	11	Turn 11	19	12:26:24.286
32	Wiktor DOBRZANSKI	Tecnicar	12	Turn 2	22	12:30:19.332
32	Wiktor DOBRZANSKI	Tecnicar	13	Turn 6	23	12:32:14.349
32	Wiktor DOBRZANSKI	Tecnicar	14	Turn 2	25	12:35:02.139
32	Wiktor DOBRZANSKI	Tecnicar	15	Turn 11	25	12:35:48.830
32	Wiktor DOBRZANSKI	Tecnicar	16	Turn 2	26	12:36:36.067
32	Wiktor DOBRZANSKI	Tecnicar	17	Turn 1	30	13:51:48.539
32	Wiktor DOBRZANSKI	Tecnicar	18	Turn 2	46	14:31:53.586
32	Wiktor DOBRZANSKI	Tecnicar	19	Turn 6	46	14:32:14.907
Total Infractions:						15
33	Oscar WURZ	Drivex	1	Turn 2	6	11:56:06.011
33	Oscar WURZ	Drivex	2	Turn 2	8	11:59:17.081
33	Oscar WURZ	Drivex	3	Turn 2	10	12:02:26.813
33	Oscar WURZ	Drivex	4	Turn 11	14	12:19:19.688
33	Oscar WURZ	Drivex	5	Turn 2	15	12:20:08.196
33	Oscar WURZ	Drivex	6	Turn 2	16	12:21:43.064
33	Oscar WURZ	Drivex	7	Turn 2	17	12:23:17.199
33	Oscar WURZ	Drivex	8	Turn 11	17	12:24:03.904




F4Spain

ROUND 5 - VALENCIA

PREVIOUS TEST

Track Limits Analysis

No	Driver	Team	T.L. Nr	Camera	Lap	Time
33	Oscar WURZ	Drivex	9	Turn 11	20	12:28:46.085
33	Oscar WURZ	Drivex	10	Turn 2	38	13:57:14.915
Total Infractions:						9
35	Adam HIDEG	CRAM Motorsport	1	Turn 2	20	12:29:20.394
35	Adam HIDEG	CRAM Motorsport	2	Turn 2	35	13:31:56.797
35	Adam HIDEG	CRAM Motorsport	3	Turn 1	41	13:41:14.935
35	Adam HIDEG	CRAM Motorsport	4	Turn 2	51	14:21:09.193
Total Infractions:						4
37	Filippo FIORENTINO	CRAM Motorsport	1	Turn 1	5	11:57:26.653
37	Filippo FIORENTINO	CRAM Motorsport	2	Turn 14	7	12:01:53.496
37	Filippo FIORENTINO	CRAM Motorsport	3	Turn 1	13	12:10:07.185
37	Filippo FIORENTINO	CRAM Motorsport	4	Turn 1	14	12:11:47.386
37	Filippo FIORENTINO	CRAM Motorsport	5	Turn 1	19	12:33:29.382
37	Filippo FIORENTINO	CRAM Motorsport	6	Turn 14	27	12:47:28.228
37	Filippo FIORENTINO	CRAM Motorsport	7	Turn 1	31	13:03:58.388
37	Filippo FIORENTINO	CRAM Motorsport	8	Turn 2	31	13:04:07.790
37	Filippo FIORENTINO	CRAM Motorsport	9	Turn 6	37	13:13:57.221
37	Filippo FIORENTINO	CRAM Motorsport	10	Turn 1	44	14:03:39.590
37	Filippo FIORENTINO	CRAM Motorsport	11	Turn 2	54	14:32:56.515
37	Filippo FIORENTINO	CRAM Motorsport	12	Turn 2	55	14:34:30.980
37	Filippo FIORENTINO	CRAM Motorsport	13	Turn 1	56	14:35:55.873
37	Filippo FIORENTINO	CRAM Motorsport	14	Turn 6	58	14:39:34.379
Total Infractions:						13
46	Nathan TYE	Campos Racing	1	Turn 14	10	12:40:59.577
46	Nathan TYE	Campos Racing	2	Turn 1	13	12:44:26.463
46	Nathan TYE	Campos Racing	3	Turn 11	26	13:54:25.754
46	Nathan TYE	Campos Racing	4	Turn 2	37	14:31:03.246
46	Nathan TYE	Campos Racing	5	Turn 1	38	14:32:28.265
46	Nathan TYE	Campos Racing	6	Turn 6	42	14:39:16.453
Total Infractions:						6
48	James EGOZI	Campos Racing	1	Turn 2	17	13:41:50.460
48	James EGOZI	Campos Racing	2	Turn 1	20	13:46:30.592
48	James EGOZI	Campos Racing	3	Turn 6	20	13:47:01.434
48	James EGOZI	Campos Racing	4	Turn 1	23	13:51:12.401
48	James EGOZI	Campos Racing	5	Turn 1	34	14:21:05.741
48	James EGOZI	Campos Racing	6	Turn 2	38	14:33:14.383
48	James EGOZI	Campos Racing	7	Turn 6	37	14:32:01.907
48	James EGOZI	Campos Racing	8	Turn 1	40	14:36:13.945
Total Infractions:						7
50	Tim GERHARDS	Monlau Motorsport	1	Turn 11	2	11:47:51.814
50	Tim GERHARDS	Monlau Motorsport	2	Turn 11	3	11:49:34.971
50	Tim GERHARDS	Monlau Motorsport	3	Turn 1	8	11:56:43.185
50	Tim GERHARDS	Monlau Motorsport	4	Turn 2	13	12:15:54.538
50	Tim GERHARDS	Monlau Motorsport	5	Turn 11	17	12:23:03.701
50	Tim GERHARDS	Monlau Motorsport	6	Turn 1	21	12:28:27.453
50	Tim GERHARDS	Monlau Motorsport	7	Turn 2	29	12:52:41.071
50	Tim GERHARDS	Monlau Motorsport	8	Turn 2	40	14:11:50.518
50	Tim GERHARDS	Monlau Motorsport	9	Turn 6	40	14:12:10.902
Total Infractions:						8
55	Alex NINOVIC	Rodin Motorsport	1	Turn 2	7	11:50:57.684
55	Alex NINOVIC	Rodin Motorsport	2	Turn 1	11	11:57:13.383
55	Alex NINOVIC	Rodin Motorsport	3	Turn 6	18	12:19:05.413
55	Alex NINOVIC	Rodin Motorsport	4	Turn 6	24	12:28:34.019
55	Alex NINOVIC	Rodin Motorsport	5	Turn 1	28	12:43:18.453
55	Alex NINOVIC	Rodin Motorsport	6	Turn 1	34	12:52:45.717
55	Alex NINOVIC	Rodin Motorsport	7	Turn 1	40	13:29:34.325
55	Alex NINOVIC	Rodin Motorsport	8	Turn 6	41	13:31:39.092
55	Alex NINOVIC	Rodin Motorsport	9	Turn 6	44	13:36:25.308
55	Alex NINOVIC	Rodin Motorsport	10	Turn 6	45	13:37:59.098
55	Alex NINOVIC	Rodin Motorsport	11	Turn 2	46	13:39:11.788
55	Alex NINOVIC	Rodin Motorsport	12	Turn 6	46	13:39:33.303



F4Spain

ROUND 5 - VALENCIA

PREVIOUS TEST

Track Limits Analysis


No	Driver	Team	T.L. Nr	Camera	Lap	Time
55	Alex NINOVIC	Rodin Motorsport	13	Turn 6	55	14:03:04.833
55	Alex NINOVIC	Rodin Motorsport	14	Turn 6	57	14:06:16.367

Total Infractions:

66	Francisco MACEDO	DXR	1	Turn 11	3	11:54:12.358
66	Francisco MACEDO	DXR	2	Turn 1	5	11:56:26.911
66	Francisco MACEDO	DXR	3	Turn 1	6	11:58:01.653
66	Francisco MACEDO	DXR	4	Turn 2	8	12:01:24.198
66	Francisco MACEDO	DXR	5	Turn 1	13	12:16:14.124
66	Francisco MACEDO	DXR	6	Turn 2	16	12:21:05.400
66	Francisco MACEDO	DXR	7	Turn 2	17	12:22:46.739
66	Francisco MACEDO	DXR	8	Turn 11	17	12:23:32.690
66	Francisco MACEDO	DXR	9	Turn 11	18	12:25:05.631
66	Francisco MACEDO	DXR	10	Turn 2	18	12:24:19.875
66	Francisco MACEDO	DXR	11	Turn 1	19	12:25:43.913
66	Francisco MACEDO	DXR	12	Turn 2	19	12:25:53.003
66	Francisco MACEDO	DXR	13	Turn 1	20	12:27:21.985
66	Francisco MACEDO	DXR	14	Turn 2	20	12:27:31.411
66	Francisco MACEDO	DXR	15	Turn 2	21	12:29:05.394
66	Francisco MACEDO	DXR	16	Turn 11	21	12:29:51.821
66	Francisco MACEDO	DXR	17	Turn 1	26	12:52:43.600
66	Francisco MACEDO	DXR	18	Turn 14	28	12:57:06.972
66	Francisco MACEDO	DXR	19	Turn 6	31	13:01:05.829
66	Francisco MACEDO	DXR	20	Turn 2	31	13:00:44.591
66	Francisco MACEDO	DXR	21	Turn 2	32	13:02:20.929
66	Francisco MACEDO	DXR	22	Turn 1	33	13:03:45.256
66	Francisco MACEDO	DXR	23	Turn 2	34	13:05:47.461
66	Francisco MACEDO	DXR	24	Turn 2	39	14:00:14.322
66	Francisco MACEDO	DXR	25	Turn 2	41	14:03:22.451
66	Francisco MACEDO	DXR	26	Turn 2	45	14:21:24.187
66	Francisco MACEDO	DXR	27	Turn 2	47	14:28:42.983
66	Francisco MACEDO	DXR	28	Turn 2	48	14:30:16.922
66	Francisco MACEDO	DXR	29	Turn 1	49	14:31:40.608
66	Francisco MACEDO	DXR	30	Turn 2	49	14:31:50.250
66	Francisco MACEDO	DXR	31	Turn 1	50	14:33:14.610
66	Francisco MACEDO	DXR	32	Turn 2	50	14:33:24.186
66	Francisco MACEDO	DXR	33	Turn 11	49	14:32:36.563
66	Francisco MACEDO	DXR	34	Turn 6	52	14:36:57.710
66	Francisco MACEDO	DXR	35	Turn 2	53	14:38:10.321

Total Infractions:

69	Maximiliano RESTREPO	Saintéloc Racing	1	Turn 11	2	11:44:00.823
69	Maximiliano RESTREPO	Saintéloc Racing	2	Turn 1	5	11:47:53.645
69	Maximiliano RESTREPO	Saintéloc Racing	3	Turn 2	5	11:48:03.211
69	Maximiliano RESTREPO	Saintéloc Racing	4	Turn 1	6	11:49:31.325
69	Maximiliano RESTREPO	Saintéloc Racing	5	Turn 1	8	11:52:41.190
69	Maximiliano RESTREPO	Saintéloc Racing	6	Turn 1	9	11:54:17.177
69	Maximiliano RESTREPO	Saintéloc Racing	7	Turn 1	14	12:09:10.188
69	Maximiliano RESTREPO	Saintéloc Racing	8	Turn 11	15	12:11:51.031
69	Maximiliano RESTREPO	Saintéloc Racing	9	Turn 1	16	12:12:30.121
69	Maximiliano RESTREPO	Saintéloc Racing	10	Turn 6	14	12:09:42.413
69	Maximiliano RESTREPO	Saintéloc Racing	11	Turn 2	17	12:14:14.137
69	Maximiliano RESTREPO	Saintéloc Racing	12	Turn 11	18	12:17:45.687
69	Maximiliano RESTREPO	Saintéloc Racing	13	Turn 2	19	12:18:33.199
69	Maximiliano RESTREPO	Saintéloc Racing	14	Turn 2	20	12:20:08.196
69	Maximiliano RESTREPO	Saintéloc Racing	15	Turn 11	20	12:20:56.496
69	Maximiliano RESTREPO	Saintéloc Racing	16	Turn 2	21	12:21:43.064
69	Maximiliano RESTREPO	Saintéloc Racing	17	Turn 1	24	13:40:16.799
69	Maximiliano RESTREPO	Saintéloc Racing	18	Turn 1	26	13:43:26.533
69	Maximiliano RESTREPO	Saintéloc Racing	19	Turn 11	26	13:44:40.901
69	Maximiliano RESTREPO	Saintéloc Racing	20	Turn 2	31	13:51:47.658
69	Maximiliano RESTREPO	Saintéloc Racing	21	Turn 14	31	13:52:53.513
69	Maximiliano RESTREPO	Saintéloc Racing	22	Turn 2	35	14:10:44.460
69	Maximiliano RESTREPO	Saintéloc Racing	23	Turn 2	36	14:12:19.791
69	Maximiliano RESTREPO	Saintéloc Racing	24	Turn 2	37	14:18:41.714
69	Maximiliano RESTREPO	Saintéloc Racing	25	Turn 6	42	14:31:54.183
69	Maximiliano RESTREPO	Saintéloc Racing	26	Turn 11	43	14:33:55.232




F4Spain

ROUND 5 - VALENCIA

PREVIOUS TEST

Track Limits Analysis

No	Driver	Team	T.L. Nr	Camera	Lap	Time
						Total Infractions: <input type="text" value="21"/>
71	Mattia COLNAGHI	KCL MP Motorsport	1	Turn 2	4	11:48:16.013
71	Mattia COLNAGHI	KCL MP Motorsport	2	Turn 2	18	13:09:06.130
71	Mattia COLNAGHI	KCL MP Motorsport	3	Turn 1	23	13:16:56.001
71	Mattia COLNAGHI	KCL MP Motorsport	4	Turn 14	30	14:34:00.107
71	Mattia COLNAGHI	KCL MP Motorsport	5	Turn 1	31	14:34:18.679
71	Mattia COLNAGHI	KCL MP Motorsport	6	Turn 1	34	14:38:59.607
						Total Infractions: <input type="text" value="6"/>
74	Eloi GONZALEZ	Monlau Motorsport	1	Turn 11	2	11:55:23.158
74	Eloi GONZALEZ	Monlau Motorsport	2	Turn 2	32	13:36:20.328
74	Eloi GONZALEZ	Monlau Motorsport	3	Turn 6	46	14:10:52.571
						Total Infractions: <input type="text" value="3"/>
77	Lenny RIED	Monlau Motorsport	1	Turn 11	10	12:01:26.493
77	Lenny RIED	Monlau Motorsport	2	Turn 11	11	12:03:01.369
77	Lenny RIED	Monlau Motorsport	3	Turn 11	12	12:04:36.226
77	Lenny RIED	Monlau Motorsport	4	Turn 11	13	12:06:10.830
77	Lenny RIED	Monlau Motorsport	5	Turn 2	13	12:05:24.071
77	Lenny RIED	Monlau Motorsport	6	Turn 2	15	12:08:33.262
77	Lenny RIED	Monlau Motorsport	7	Turn 2	16	12:10:07.806
77	Lenny RIED	Monlau Motorsport	8	Turn 1	20	12:24:24.918
77	Lenny RIED	Monlau Motorsport	9	Turn 2	20	12:24:34.725
77	Lenny RIED	Monlau Motorsport	10	Turn 2	21	12:26:09.543
77	Lenny RIED	Monlau Motorsport	11	Turn 1	24	12:30:42.983
77	Lenny RIED	Monlau Motorsport	12	Turn 2	24	12:30:52.721
77	Lenny RIED	Monlau Motorsport	13	Turn 1	29	12:38:40.187
77	Lenny RIED	Monlau Motorsport	14	Turn 1	30	14:02:03.935
77	Lenny RIED	Monlau Motorsport	15	Turn 2	32	14:05:37.049
77	Lenny RIED	Monlau Motorsport	16	Turn 2	33	14:07:12.990
77	Lenny RIED	Monlau Motorsport	17	Turn 2	35	14:10:21.325
77	Lenny RIED	Monlau Motorsport	18	Turn 2	36	14:11:55.262
77	Lenny RIED	Monlau Motorsport	19	Turn 2	41	14:21:43.854
77	Lenny RIED	Monlau Motorsport	20	Turn 2	43	14:29:35.593
77	Lenny RIED	Monlau Motorsport	21	Turn 2	44	14:31:10.792
77	Lenny RIED	Monlau Motorsport	22	Turn 2	46	14:34:20.190
77	Lenny RIED	Monlau Motorsport	23	Turn 2	48	14:37:28.849
						Total Infractions: <input type="text" value="20"/>
78	Gabriel GÓMEZ	TC Racing	1	Turn 1	27	12:49:22.256
78	Gabriel GÓMEZ	TC Racing	2	Turn 2	36	13:34:47.052
78	Gabriel GÓMEZ	TC Racing	3	Turn 1	44	13:47:14.593
						Total Infractions: <input type="text" value="3"/>
88	Cristian CANTÚ	TC Racing	1	Turn 11	3	11:49:47.506
88	Cristian CANTÚ	TC Racing	2	Turn 11	4	11:51:23.906
88	Cristian CANTÚ	TC Racing	3	Turn 1	4	11:50:27.112
88	Cristian CANTÚ	TC Racing	4	Turn 2	7	11:55:23.931
88	Cristian CANTÚ	TC Racing	5	Turn 1	11	12:10:33.464
88	Cristian CANTÚ	TC Racing	6	Turn 11	13	12:14:42.357
88	Cristian CANTÚ	TC Racing	7	Turn 2	11	12:10:43.401
88	Cristian CANTÚ	TC Racing	8	Turn 2	14	12:15:30.269
88	Cristian CANTÚ	TC Racing	9	Turn 1	17	12:20:05.850
88	Cristian CANTÚ	TC Racing	10	Turn 11	18	12:22:40.368
88	Cristian CANTÚ	TC Racing	11	Turn 11	33	13:41:43.767
88	Cristian CANTÚ	TC Racing	12	Turn 1	35	13:53:59.340
88	Cristian CANTÚ	TC Racing	13	Turn 2	37	13:57:26.788
88	Cristian CANTÚ	TC Racing	14	Turn 6	37	13:57:48.443
88	Cristian CANTÚ	TC Racing	15	Turn 1	38	13:58:53.067
88	Cristian CANTÚ	TC Racing	16	Turn 2	38	13:59:02.382
88	Cristian CANTÚ	TC Racing	17	Turn 11	39	14:01:23.835
88	Cristian CANTÚ	TC Racing	18	Turn 1	41	14:03:36.670
88	Cristian CANTÚ	TC Racing	19	Turn 11	41	14:04:33.030
88	Cristian CANTÚ	TC Racing	20	Turn 1	42	14:05:11.477
88	Cristian CANTÚ	TC Racing	21	Turn 11	42	14:06:07.559
88	Cristian CANTÚ	TC Racing	22	Turn 6	44	14:08:52.441



F4Spain

ROUND 5 - VALENCIA

PREVIOUS TEST

Track Limits Analysis

No	Driver	Team	T.L. Nr	Camera	Lap	Time	Total Infractions:
							16
93	Matteo QUINTARELLI	Saintéloc Racing	1	Turn 1	5	11:47:58.777	
93	Matteo QUINTARELLI	Saintéloc Racing	2	Turn 1	6	11:49:33.986	
93	Matteo QUINTARELLI	Saintéloc Racing	3	Turn 1	7	11:51:08.524	
93	Matteo QUINTARELLI	Saintéloc Racing	4	Turn 2	8	11:52:53.742	
93	Matteo QUINTARELLI	Saintéloc Racing	5	Turn 1	17	12:12:46.918	
93	Matteo QUINTARELLI	Saintéloc Racing	6	Turn 2	16	12:11:22.137	
93	Matteo QUINTARELLI	Saintéloc Racing	7	Turn 6	17	12:13:16.339	
93	Matteo QUINTARELLI	Saintéloc Racing	8	Turn 1	24	13:21:42.732	
93	Matteo QUINTARELLI	Saintéloc Racing	9	Turn 1	25	13:23:17.530	
93	Matteo QUINTARELLI	Saintéloc Racing	10	Turn 1	28	13:28:01.992	
93	Matteo QUINTARELLI	Saintéloc Racing	11	Turn 2	27	13:26:36.923	
93	Matteo QUINTARELLI	Saintéloc Racing	12	Turn 1	32	13:42:01.600	
93	Matteo QUINTARELLI	Saintéloc Racing	13	Turn 6	31	13:40:58.303	
93	Matteo QUINTARELLI	Saintéloc Racing	14	Turn 6	34	13:45:40.773	
93	Matteo QUINTARELLI	Saintéloc Racing	15	Turn 2	36	13:48:27.181	
93	Matteo QUINTARELLI	Saintéloc Racing	16	Turn 1	38	13:51:24.936	
93	Matteo QUINTARELLI	Saintéloc Racing	17	Turn 2	38	13:51:34.460	
93	Matteo QUINTARELLI	Saintéloc Racing	18	Turn 6	38	13:51:55.361	
93	Matteo QUINTARELLI	Saintéloc Racing	19	Turn 2	40	14:04:01.250	
93	Matteo QUINTARELLI	Saintéloc Racing	20	Turn 6	44	14:13:05.904	
93	Matteo QUINTARELLI	Saintéloc Racing	21	Turn 2	45	14:16:51.719	
93	Matteo QUINTARELLI	Saintéloc Racing	22	Turn 1	46	14:18:18.480	
93	Matteo QUINTARELLI	Saintéloc Racing	23	Turn 6	47	14:20:24.711	
93	Matteo QUINTARELLI	Saintéloc Racing	24	Turn 6	49	14:28:37.384	
93	Matteo QUINTARELLI	Saintéloc Racing	25	Turn 1	52	14:33:00.876	
93	Matteo QUINTARELLI	Saintéloc Racing	26	Turn 6	52	14:33:32.247	
							22
99	Thomas STRAUVEN	Rodin Motorsport	1	Turn 1	4	13:25:27.589	
99	Thomas STRAUVEN	Rodin Motorsport	2	Turn 2	4	13:25:37.264	
99	Thomas STRAUVEN	Rodin Motorsport	3	Turn 1	5	13:27:02.066	
99	Thomas STRAUVEN	Rodin Motorsport	4	Turn 1	9	13:33:17.260	
99	Thomas STRAUVEN	Rodin Motorsport	5	Turn 2	12	14:02:27.519	
99	Thomas STRAUVEN	Rodin Motorsport	6	Turn 1	19	14:13:17.749	
99	Thomas STRAUVEN	Rodin Motorsport	7	Turn 2	25	14:41:34.048	
							7

Published at:

TOTAL TRACK LIMITS: 505

