


# F4Spain ROUND 5 - VALENCIA RACE 1

## Sector Analysis

— Invalidated Lap							■ Personal Best							■ Session Best							B Crossing the pit lane																																																																																																																						
Lap	Time	Sector 1	Sector 2	Sector 3	T.Sp	Elapsed	Lap	Time	Sector 1	Sector 2	Sector 3	T.Sp	Elapsed	Lap	Time	Sector 1	Sector 2	Sector 3	T.Sp	Elapsed	Lap	Time	Sector 1	Sector 2	Sector 3	T.Sp	Elapsed																																																																																																																
<b>3</b> Griffin PEEBLES AUS MP Motorsport Tatuus F4 T-421							11	1:34.925	22.122	46.647	26.156	216.7	19:31.540	12	1:34.504	22.090	46.328	26.086	216.0	21:06.044	13	1:34.353	21.996	46.217	26.140	214.0	22:40.397	14	1:34.401	22.029	46.292	26.080	212.0	24:14.798	15	1:34.339	21.955	46.217	26.167	213.3	25:49.137	16	1:34.361	21.991	46.224	26.146	213.3	27:23.498	17	1:34.379	22.062	46.274	26.043	212.0	28:57.877	18	1:34.880	22.066	46.455	26.359	215.3	30:32.757	19	1:34.813	22.410	46.287	26.116	214.7	32:07.570																																																																						
<b>4</b> Juan COTA ESP Drivex Tatuus F4 T-421							1	1:47.209	28.367	47.076	31.766		1:47.209	2	2:23.164	34.765	1:10.284	38.115	132.4	4:10.373	3	2:26.387	28.547	1:06.641	51.199	161.1	6:36.760	4	1:35.228	22.215	46.302	26.711	212.7	8:11.988	5	1:34.136	22.136	46.093	25.907	213.3	9:46.124	6	1:33.589	21.809	45.866	25.914	214.7	11:19.713	7	1:33.562	21.827	45.865	25.870	214.7	12:53.275	8	1:33.548	21.742	45.937	25.869	212.7	14:26.823	9	1:34.001	21.926	46.140	25.935	214.0	16:00.824	10	1:33.651	21.858	45.942	25.851	212.0	17:34.475	11	1:33.876	21.828	46.017	26.031	214.0	19:08.351	12	1:33.908	21.830	46.203	25.875	214.0	20:42.259	13	1:33.908	21.826	46.153	25.929	213.3	22:16.167	14	1:33.813	21.899	46.034	25.880	214.7	23:49.980	15	1:33.935	21.943	46.033	25.959	214.0	25:23.915	16	1:33.734	21.816	45.944	25.974	214.0	26:57.649	17	1:34.039	21.958	46.054	26.027	214.0	28:31.688	18	1:33.921	21.945	46.104	25.872	212.7	30:05.609	19	1:33.797	21.901	45.969	25.927	212.7	31:39.406
<b>8</b> Enzo TARNVANICHKUL THA Campos Racing Tatuus F4 T-421							1	1:47.559	28.717	47.527	31.315		1:47.559	2	2:23.109	34.996	1:10.250	37.863	140.2	4:10.668	3	2:26.485	28.768	1:06.613	51.104	162.6	6:37.153	4	1:35.059	22.106	46.551	26.402	215.3	8:12.212	5	1:34.706	22.193	46.426	26.087	217.4	9:46.918	6	1:33.812	21.785	46.088	25.939	217.4	11:20.730	7	1:33.694	21.722	45.950	26.022	215.3	12:54.424	8	1:33.636	21.715	45.955	25.966	216.0	14:28.060	9	1:34.278	21.904	46.329	26.045	214.7	16:02.338	10	1:33.946	21.882	46.034	26.030	213.3	17:36.284	11	1:33.856	21.828	46.115	25.913	215.3	19:10.140	12	1:33.968	21.863	46.122	25.983	213.3	20:44.108	13	1:33.816	21.841	46.066	25.909	214.7	22:17.924	14	1:33.802	21.801	46.087	25.914	216.0	23:51.726	15	1:33.976	21.841	46.145	25.990	214.7	25:25.702	16	1:33.965	21.896	46.062	26.007	215.3	26:59.667	17	1:34.134	21.984	46.198	25.952	214.7	28:33.801	18	1:34.065	22.004	46.028	26.033	213.3	30:07.866	19	1:34.152	22.016	46.094	26.042	215.3	31:42.018
<b>9</b> René LAMMERS NLD MP Motorsport Tatuus F4 T-421							1	1:52.349	30.305	48.993	33.051		1:52.349	2	2:23.889	34.778	1:09.517	39.594	140.2	4:16.238	3	2:23.421	26.999	1:06.561	49.861	188.9	6:39.659	4	1:36.009	22.265	46.908	26.836	214.0	8:15.668	5	1:36.608	22.425	47.692	26.491	218.0	9:52.276	6	1:36.214	22.814	46.891	26.509	221.5	11:28.490	7	1:33.904	21.755	46.081	26.068	213.3	13:02.394	8	1:33.816	21.822	46.056	25.938	215.3	14:36.210	9	1:33.801	21.876	46.022	25.903	213.3	16:10.011	10	1:33.963	21.793	46.179	25.991	215.3	17:43.974	11	1:33.705	21.811	46.038	25.856	216.0	19:17.679	12	1:33.946	21.836	46.152	25.958	216.7	20:51.625	13	1:33.904	21.789	46.196	25.919	214.7	22:25.529	14	1:34.355	22.147	46.245	25.963	214.0	23:59.884	15	1:34.128	21.930	46.304	25.894	214.7	25:34.012	16	1:33.991	21.769	46.238	25.984	214.7	27:08.003	17	1:33.956	21.973	46.035	25.948	215.3	28:41.959	18	1:34.238	21.950	46.266	26.022	216.0	30:16.197	19	1:34.216	22.061	46.208	25.947	215.3	31:50.413
<b>5</b> Reno FRANCO NLD GRS Team USA Tatuus F4 T-421							1	2:03.546	32.872	50.435	40.239		2:03.546	2	2:22.257	31.999	1:12.117	38.141	136.3	4:25.803	3	2:18.914	27.195	1:06.598	45.121	165.8	6:44.717	4	1:37.711	22.903	48.116	26.692	217.4	8:22.428	5	1:35.294	22.255	46.784	26.255	216.7	9:57.722	6	1:35.405	22.085	46.751	26.569	216.7	11:33.127	7	1:36.025	22.349	47.192	26.484	216.7	13:09.152	8	1:36.455	22.816	47.150	26.489	221.5	14:45.607	9	1:36.089	22.406	47.391	26.292	216.7	16:21.696	10	1:34.919	22.115	46.508	26.296	214.7	17:56.615																																																															
<b>10</b> Lorenzo CASTILLO MEX Tecnicar Tatuus F4 T-421							1	2:08.429	40.243	47.095	41.091		2:08.429																																																																																																																														



# F4Spain


## ROUND 5 - VALENCIA

### RACE 1

## Sector Analysis

— Invalidated Lap    ■ Personal Best    ■ Session Best    B Crossing the pit lane


Lap	Time	Sector 1	Sector 2	Sector 3	T.Sp	Elapsed	Lap	Time	Sector 1	Sector 2	Sector 3	T.Sp	Elapsed
<b>11</b> Alexander JACOBY KGZ							<b>18</b> Andrés CÁRDENAS PER						
GRS Team USA Tatuus F4 T-421							Griffin Core by Campos Tatuus F4 T-421						
1	2:05.983	33.954	50.223	41.806		2:05.983	1	1:50.822	30.500	48.460	31.862		1:50.822
2	2:22.056	31.905	1:12.245	37.906	129.2	4:28.039	2	2:24.018	34.855	1:10.220	38.943	125.7	4:14.840
3	2:18.384	28.891	1:04.923	44.570	122.6	6:46.423	3	2:24.276	27.585	1:06.657	50.034	188.3	6:39.116
4	1:37.089	22.662	47.579	26.848	213.3	8:23.512	4	1:36.143	22.256	47.189	26.698	214.7	8:15.259
5	1:36.191	22.430	47.203	26.558	219.4	9:59.703	5	1:35.260	22.428	46.712	26.120	218.0	9:50.519
6	1:35.734	22.347	46.953	26.434	212.7	11:35.437	6	1:34.112	21.852	46.254	26.006	216.7	11:24.631
7	1:35.610	22.158	46.995	26.457	214.0	13:11.047	7	1:34.156	21.926	46.237	25.993	214.7	12:58.787
8	1:38.057	22.571	49.045	26.441	218.0	14:49.104	8	1:33.983	21.833	46.206	25.944	214.7	14:32.770
9	1:36.229	22.474	47.339	26.416	217.4	16:25.333	9	1:34.428	22.016	46.385	26.027	213.3	16:07.198
10	1:36.718	22.339	47.604	26.775	216.0	18:02.051	10	1:34.079	21.926	46.230	25.923	214.0	17:41.277
11	1:36.032	22.362	47.208	26.462	216.7	19:38.083	11	1:34.114	21.887	46.298	25.929	215.3	19:15.391
12	1:36.918	22.575	47.432	26.911	215.3	21:15.001	12	1:34.013	21.821	46.202	25.990	213.3	20:49.404
13	1:52.199B	24.424	48.714	39.061	209.5	23:07.200	13	1:33.960	21.831	46.173	25.956	216.0	22:23.364
<b>12</b> Adam AL AZHARI ARE							<b>19</b> Matus RYBA SVK						
Tecnicar Tatuus F4 T-421							Drivex Tatuus F4 T-421						
1	2:08.847	41.934	46.674	40.239		2:08.847	1	2:01.668	33.033	49.667	38.968		2:01.668
2	2:21.937	31.765	1:12.353	37.819	105.8	4:30.784	2	2:22.718	32.624	1:11.344	38.750	159.3	4:24.386
3	2:17.632	28.801	1:05.040	43.791	114.6	6:48.416	3	2:19.482	26.733	1:06.793	45.956	144.0	6:43.868
4	1:36.519	22.295	47.513	26.711	214.7	8:24.935	4	1:35.975	23.137	46.665	26.173	215.3	8:19.843
5	1:36.461	22.586	47.229	26.646	219.4	10:01.396	5	1:35.794	22.237	47.006	26.551	219.4	9:55.637
6	1:35.964	22.651	46.970	26.343	220.1	11:37.360	6	1:35.889	22.367	47.052	26.470	223.0	11:31.526
7	1:35.294	21.983	46.983	26.328	216.7	13:12.654	7	1:36.177	22.104	47.415	26.658	220.8	13:07.703
8	1:36.800	22.215	48.126	26.459	218.0	14:49.454	8	1:37.068	22.476	47.390	27.202	218.0	14:44.771
9	1:35.105	22.058	46.644	26.403	217.4	16:24.559	9	1:34.853	22.243	46.461	26.149	216.7	16:19.624
10	1:36.058	22.788	47.127	26.143	217.4	18:00.617	10	1:34.493	21.905	46.209	26.379	215.3	17:54.117
11	1:34.641	21.931	46.488	26.222	217.4	19:35.258	11	1:34.698	21.974	46.518	26.206	217.4	19:28.815
12	1:35.192	22.444	46.551	26.197	217.4	21:10.450	12	1:34.573	21.831	46.485	26.257	215.3	21:03.388
13	1:34.819	21.988	46.665	26.166	216.7	22:45.269	13	1:34.561	21.922	46.507	26.132	216.0	22:37.949
14	1:34.722	21.958	46.686	26.078	214.7	24:19.991	14	1:34.331	21.795	46.362	26.174	214.7	24:12.280
15	1:36.237	22.516	47.144	26.577	219.4	25:56.228	15	1:34.740	21.951	46.614	26.175	214.7	25:47.020
16	1:34.838	22.057	46.617	26.164	215.3	27:31.066	16	1:34.694	21.869	46.630	26.195	214.7	27:21.714
17	1:36.335	22.188	46.888	27.259	217.4	29:07.401	17	1:34.860	21.915	46.650	26.295	213.3	28:56.574
18	1:34.857	22.103	46.445	26.309	216.7	30:42.258	18	1:34.895	21.928	46.859	26.108	214.0	30:31.469
19	1:35.257	22.071	46.873	26.313	217.4	32:17.515	19	1:34.922	22.018	46.636	26.268	214.7	32:06.391
<b>21</b> Yevan DAVID LKA							<b>21</b> Yevan DAVID LKA						
Saintéloc Racing Tatuus F4 T-421							Saintéloc Racing Tatuus F4 T-421						
1	2:01.374	33.564	49.053	38.757		2:01.374	1	2:01.374	33.564	49.053	38.757		2:01.374
2	2:22.335	32.545	1:10.446	39.344	149.0	4:23.709	2	2:22.335	32.545	1:10.446	39.344	149.0	4:23.709
3	2:20.089	26.799	1:06.760	46.530	135.5	6:43.798	3	2:20.089	26.799	1:06.760	46.530	135.5	6:43.798
4	1:36.852	23.357	47.186	26.309	212.7	8:20.650	4	1:36.852	23.357	47.186	26.309	212.7	8:20.650
5	1:36.060	22.226	47.303	26.531	216.0	9:56.710	5	1:36.060	22.226	47.303	26.531	216.0	9:56.710
6	1:36.087	22.118	47.356	26.613	217.4	11:32.797	6	1:36.087	22.118	47.356	26.613	217.4	11:32.797
7	1:36.106	22.364	47.093	26.649	216.7	13:08.903	7	1:36.106	22.364	47.093	26.649	216.7	13:08.903
8	1:36.523	22.706	47.100	26.717	215.3	14:45.426	8	1:36.523	22.706	47.100	26.717	215.3	14:45.426
9	1:35.768	22.508	46.950	26.310	221.5	16:21.194	9	1:35.768	22.508	46.950	26.310	221.5	16:21.194
10	1:35.049	22.035	46.680	26.334	214.0	17:56.243	10	1:35.049	22.035	46.680	26.334	214.0	17:56.243



# F4Spain ROUND 5 - VALENCIA RACE 1

## Sector Analysis

— Invalidated Lap							■ Personal Best	■ Session Best	■ Crossing the pit lane					
Lap	Time	Sector 1	Sector 2	Sector 3	T.Sp	Elapsed	Lap	Time	Sector 1	Sector 2	Sector 3	T.Sp	Elapsed	
<b>22</b> Peter BOUZINELOS AUS							Rodin Motorsport Tatuus F4 T-421							
1	1:59.605	29.973	51.294	38.338		1:59.605	2	2:23.613	34.820	1:10.038	38.755	127.3	4:13.377	
2	2:22.275	32.778	1:10.011	39.486	140.5	4:21.880	3	2:25.080	27.927	1:06.541	50.612	194.7	6:38.457	
3	2:20.706	27.034	1:06.565	47.107	134.2	6:42.586	4	1:36.625	22.344	47.229	27.052	214.7	8:15.082	
4	1:36.137	22.386	47.279	26.472	213.3	8:18.723	5	1:34.530	22.099	46.310	26.121	217.4	9:49.612	
5	1:36.160	22.151	47.114	26.895	218.7	9:54.883	6	1:34.143	22.034	46.041	26.068	214.7	11:23.755	
6	1:36.336	22.399	47.568	26.369	219.4	11:31.219	7	1:33.765	21.901	45.906	25.958	215.3	12:57.520	
7	1:35.824	22.135	47.347	26.342	219.4	13:07.043	8	1:33.616	21.883	45.824	25.909	214.7	14:31.136	
8	1:55.296B	25.494	56.213	33.589	218.0	15:02.339	9	1:33.866	21.824	46.109	25.933	215.3	16:05.002	
<b>23</b> Jan PRZYROWSKI POL							Griffin Core by Campos Tatuus F4 T-421							
1	1:49.139	29.820	47.464	31.855		1:49.139	10	1:33.672	21.796	45.932	25.944	214.7	17:38.674	
2	2:23.308	34.814	1:10.156	38.338	125.7	4:12.447	11	1:33.679	21.784	45.990	25.905	215.3	19:12.353	
3	2:25.540	28.317	1:06.525	50.698	165.4	6:37.987	12	1:33.773	21.787	46.012	25.974	216.0	20:46.126	
4	1:37.020	22.444	47.515	27.061	215.3	8:15.007	13	1:33.915	21.800	46.063	26.052	215.3	22:20.041	
5	1:37.116	22.894	47.321	26.901	212.0	9:52.123	14	1:34.021	21.911	46.123	25.987	215.3	23:54.062	
6	1:37.117	22.466	47.254	27.397	215.3	11:29.240	15	1:34.196	21.911	46.237	26.048	213.3	25:28.258	
7	1:37.152	22.196	48.034	26.922	215.3	13:06.392	16	1:34.015	21.996	45.961	26.058	216.0	27:02.273	
8	1:45.329B	22.486	47.609	35.234	217.4	14:51.721	17	1:34.182	21.996	46.126	26.060	214.7	28:36.455	
<b>24</b> Ernesto RIVERA MEX							Griffin Core by Campos Tatuus F4 T-421							
1	1:50.447	30.230	48.736	31.481		1:50.447	18	1:34.284	22.011	46.212	26.061	214.0	30:10.739	
2	2:23.998	34.869	1:10.062	39.067	125.7	4:14.445	19	1:34.151	21.984	46.074	26.093	213.3	31:44.890	
3	2:24.276	27.653	1:06.593	50.030	195.3	6:38.721	1	2:05.272	33.981	49.861	41.430		2:05.272	
4	1:36.653	22.390	47.151	27.112	216.7	8:15.374	2	2:22.111	32.216	1:11.881	38.014	129.7	4:27.383	
5	1:36.600	22.664	47.385	26.551	220.8	9:51.974	3	2:18.563	28.039	1:05.927	44.597	137.7	6:45.946	
6	1:34.554	22.193	46.150	26.211	215.3	11:26.528	4	1:37.270	22.675	47.775	26.820	216.0	8:23.216	
7	1:33.919	21.844	46.110	25.965	214.7	13:00.447	5	1:35.785	22.338	46.832	26.615	218.0	9:59.001	
8	1:34.116	21.948	46.189	25.979	214.7	14:34.563	6	1:35.649	22.325	46.878	26.446	220.8	11:34.650	
9	1:34.227	21.925	46.316	25.986	214.7	16:08.790	7	1:35.857	22.194	46.865	26.798	218.0	13:10.507	
10	1:33.821	21.910	45.997	25.914	215.3	17:42.611	8	1:37.819	22.885	47.839	27.095	219.4	14:48.326	
11	1:33.923	21.888	46.091	25.944	216.7	19:16.534	9	1:36.176	22.293	47.044	26.839	219.4	16:24.502	
12	1:33.868	21.842	46.118	25.908	215.3	20:50.402	10	1:36.599	22.819	47.429	26.351	216.0	18:01.101	
13	1:34.018	21.897	46.181	25.940	216.0	22:24.420	11	1:35.215	22.039	46.617	26.559	218.7	19:36.316	
14	1:34.012	21.906	46.163	25.943	215.3	23:58.432	12	1:36.012	22.278	47.195	26.539	217.4	21:12.328	
15	1:34.347	21.906	46.297	26.144	214.0	25:32.779	13	1:35.631	22.219	46.827	26.585	218.7	22:47.959	
16	1:34.183	21.929	46.203	26.051	214.0	27:06.962	14	1:36.314	22.204	46.849	27.261	217.4	24:24.273	
17	1:34.236	21.958	46.265	26.013	214.0	28:41.198	15	1:35.517	22.127	46.789	26.601	219.4	25:59.790	
18	1:34.223	21.966	46.195	26.062	214.0	30:15.421	16	1:34.984	22.110	46.516	26.358	214.7	27:34.774	
19	1:34.191	21.949	46.155	26.087	215.3	31:49.612	17	1:34.825	22.063	46.458	26.304	214.0	29:09.599	
							18	1:35.024	22.241	46.424	26.359	214.7	30:44.623	
							19	1:35.303	22.176	46.558	26.569	215.3	32:19.926	
<b>27</b> Lucas FLUXÁ ESP							KCL MP Motorsport Tatuus F4 T-421							
1	1:49.764	29.953	47.974	31.837		1:49.764								
<b>28</b> Nerea MARTÍ ESP							GRS Team USA Tatuus F4 T-421							
1	2:05.272	33.981	49.861	41.430		2:05.272	1	2:02.998	33.366	49.609	40.023		2:02.998	
2	2:22.111	32.216	1:11.881	38.014	129.7	4:27.383	2	2:22.386	31.969	1:11.635	38.782	135.5	4:25.384	
3	2:18.563	28.039	1:05.927	44.597	137.7	6:45.946	3	2:19.045	26.936	1:06.771	45.338	139.9	6:44.429	
4	1:37.270	22.675	47.775	26.820	216.0	8:23.216	4	1:37.720	22.986	47.981	26.753	213.3	8:22.149	
5	1:35.785	22.338	46.832	26.615	218.0	9:59.001	5	1:36.080	22.090	47.366	26.624	214.7	9:58.229	
6	1:35.649	22.325	46.878	26.446	220.8	11:34.650	6	1:35.440	22.226	46.763	26.451	216.7	11:33.669	
7	1:35.857	22.194	46.865	26.798	218.0	13:10.507	7	1:36.013	22.349	47.066	26.598	216.7	13:09.682	
8	1:37.819	22.885	47.839	27.095	219.4	14:48.326	8	1:36.942	23.021	47.543	26.378	219.4	14:46.624	
9	1:36.176	22.293	47.044	26.839	219.4	16:24.502	9	1:37.113	22.373	48.089	26.651	216.7	16:23.737	
10	1:36.599	22.819	47.429	26.351	216.0	18:01.101	10	1:35.493	22.256	46.837	26.400	216.7	17:59.230	
11	1:35.215	22.039	46.617	26.559	218.7	19:36.316	11	1:35.910	22.245	47.024	26.641	214.7	19:35.140	
12	1:36.012	22.278	47.195	26.539	217.4	21:12.328	12	1:36.439	22.731	47.133	26.575	213.3	21:11.579	
13	1:35.631	22.219	46.827	26.585	218.7	22:47.959	13	1:35.352	22.187	46.727	26.438	214.7	22:46.931	
14	1:36.314	22.204	46.849	27.261	217.4	24:24.273	14	1:35.710	22.382	46.907	26.421	213.3	24:22.641	
15	1:35.517	22.127	46.789	26.601	219.4	25:59.790								
16	1:34.984	22.110	46.516	26.358	214.7	27:34.774								
17	1:34.825	22.063	46.458	26.304	214.0	29:09.599								
18	1:35.024	22.241	46.424	26.359	214.7	30:44.623								
19	1:35.303	22.176	46.558	26.569	215.3	32:19.926								
<b>29</b> Gino TRAPPA ARG							DXR Tatuus F4 T-421							
1	2:02.998	33.366	49.609	40.023		2:02.998								
2	2:22.386	31.969	1:11.635	38.782	135.5	4:25.384								
3	2:19.045	26.936	1:06.771	45.338	139.9	6:44.429								
4	1:37.720	22.986	47.981	26.753	213.3	8:22.149								
5	1:36.080	22.090	47.366	26.624	214.7	9:58.229								
6	1:35.440	22.226	46.763	26.451	216.7	11:33.669								
7	1:36.013	22.349	47.066	26.598	216.7	13:09.682								
8	1:36.942	23.021	47.543	26.378	219.4	14:46.624								
9	1:37.113	22.373	48.089	26.651	216.7	16:23.737								
10	1:35.493	22.256	46.837	26.400	216.7	17:59.230								
11	1:35.910	22.245	47.024	26.641	214.7	19:35.140								
12	1:36.439	22.731	47.133	26.575	213.3	21:11.579								
13	1:35.352	22.187	46.727	26.438	214.7	22:46.931								
14	1:35.710	22.382	46.907	26.421	213.3	24:22.641								




# F4Spain ROUND 5 - VALENCIA RACE 1

## Sector Analysis

_ Invalidated Lap							■ Personal Best							■ Session Best							B Crossing the pit lane						
Lap	Time	Sector 1	Sector 2	Sector 3	T.Sp	Elapsed	Lap	Time	Sector 1	Sector 2	Sector 3	T.Sp	Elapsed	Lap	Time	Sector 1	Sector 2	Sector 3	T.Sp	Elapsed	Lap	Time	Sector 1	Sector 2	Sector 3	T.Sp	Elapsed
<b>32</b> <b>Wiktor DOBRZANSKI</b> POL																											
Technicar														Tatuus F4 T-421													
1	2:04.837	33.613	50.102	41.122		2:04.837	2	2:22.147	32.071	1:12.099	37.977	132.4	4:26.984														
3	2:18.621	27.609	1:06.195	44.817	141.6	6:45.605	4	1:37.333	22.613	47.926	26.794	212.0	8:22.938														
5	1:35.772	22.263	46.867	26.642	215.3	9:58.710	6	1:35.576	22.254	46.849	26.473	216.7	11:34.286														
7	1:35.939	22.213	46.955	26.771	218.7	13:10.225	8	1:37.253	22.998	47.605	26.650	220.1	14:47.478														
9	1:36.679	22.238	47.707	26.734	215.3	16:24.157	10	1:35.647	22.281	46.882	26.484	214.7	17:59.804														
11	1:36.235	22.060	47.573	26.602	216.0	19:36.039	12	1:35.907	22.258	47.118	26.531	215.3	21:11.946														
13	1:35.461	22.268	46.752	26.441	214.7	22:47.407	14	1:36.608	22.203	47.362	27.043	214.0	24:24.015														
15	1:36.283	22.149	47.549	26.585	212.0	26:00.298	16	1:35.280	22.154	46.686	26.440	214.7	27:35.578														
17	1:35.256	22.118	46.785	26.353	212.7	29:10.834	18	1:35.007	22.032	46.662	26.313	214.0	30:45.841														
19	1:35.116	22.087	46.749	26.280	214.0	32:20.957																					
<b>33</b> <b>Oscar WURZ</b> AUT																											
Drivex														Tatuus F4 T-421													
1	1:57.920	32.210	48.480	37.230		1:57.920	2	2:22.351	33.137	1:10.085	39.129	139.9	4:20.271														
3	2:21.664	27.190	1:06.518	47.956	147.4	6:41.935	4	1:35.965	22.543	47.149	26.273	213.3	8:17.900														
5	1:36.778	22.178	47.746	26.854	216.0	9:54.678	6	1:36.255	22.225	47.641	26.389	218.0	11:30.933														
7	1:36.650	22.357	47.611	26.682	220.8	13:07.583	8	1:36.238	22.417	47.277	26.544	215.3	14:43.821														
9	1:34.330	21.924	46.314	26.092	212.7	16:18.151	10	1:34.326	21.896	46.391	26.039	213.3	17:52.477														
11	1:34.360	21.850	46.364	26.146	212.7	19:26.837	12	1:34.323	21.878	46.416	26.029	214.7	21:01.160														
13	1:34.532	21.936	46.436	26.160	214.0	22:35.692	14	1:34.218	21.854	46.363	26.001	214.0	24:09.910														
15	1:34.429	21.902	46.321	26.206	214.0	25:44.339	16	1:34.325	21.894	46.412	26.019	213.3	27:18.664														
17	1:34.667	21.967	46.645	26.055	213.3	28:53.331	18	1:34.284	21.932	46.299	26.053	214.0	30:27.615														
19	1:34.433	21.926	46.369	26.138	213.3	32:02.048																					
<b>37</b> <b>Filippo FIORENTINO</b> BRA																											
CRAM Motorsport														Tatuus F4 T-421													
1	2:00.740	32.682	49.785	38.273		2:00.740	2	2:21.669	32.351	1:10.036	39.282	149.9	4:22.409														
3	2:20.603	27.271	1:06.264	47.068	136.1	6:43.012	4	1:36.188	22.405	47.321	26.462	212.7	8:19.200														
5	1:35.955	22.207	46.881	26.867	215.3	9:55.155	6	1:36.674	22.343	47.816	26.515	220.1	11:31.829														
7	1:36.666	22.256	47.297	27.113	220.8	13:08.495	8	1:36.793	22.385	47.286	27.122	218.0	14:45.288														
9	1:36.979	22.834	47.852	26.293	217.4	16:22.267	10	1:34.983	22.065	46.673	26.245	216.7	17:57.250														
11	1:35.199	22.069	46.669	26.461	216.7	19:32.449	12	1:35.712	22.113	47.066	26.533	218.7	21:08.161														
13	1:35.560	22.366	46.765	26.429	216.0	22:43.721	14	1:35.360	22.131	46.825	26.404	216.7	24:19.081														
15	1:35.367	22.004	46.836	26.527	216.0	25:54.448	16	1:35.221	22.000	46.848	26.373	216.7	27:29.669														
17	1:35.554	22.169	47.064	26.321	215.3	29:05.223	18	1:35.423	22.314	46.778	26.331	214.7	30:40.646														
19	1:35.162	22.066	46.807	26.289	215.3	32:15.808																					
<b>46</b> <b>Nathan TYE</b> GBR																											
Campos Racing														Tatuus F4 T-421													
1	1:55.100	31.735	48.574	34.791		1:55.100	2	2:23.400	34.475	1:09.584	39.341	131.9	4:18.500														
3	2:22.570	27.146	1:06.606	48.818	165.0	6:41.070	4	1:35.955	22.581	47.133	26.241	213.3	8:17.025														
5	1:36.528	22.307	47.822	26.399	214.7	9:53.553	6	1:36.069	22.719	46.878	26.472	222.3	11:29.622														
7	1:35.091	22.184	46.749	26.158	216.0	13:04.713	8	1:34.369	22.078	46.286	26.005	213.3	14:39.082														
9	1:34.341	22.018	46.294	26.029	214.0	16:13.423	10	1:34.180	21.991	46.234	25.955	213.3	17:47.603														
11	1:34.192	21.955	46.283	25.954	214.7	19:21.795	12	1:34.203	21.898	46.310	25.995	214.0	20:55.998														
13	1:34.230	22.009	46.285	25.936	214.0	22:30.228	14	1:34.127	21.920	46.230	25.977	214.0	24:04.355														
15	1:34.130	21.879	46.217	26.034	213.3	25:38.485	16	1:34.246	21.987	46.238	26.021	214.0	27:12.731														
17	1:34.199	21.978	46.298	25.923	212.7	28:46.930	18	1:34.314	21.991	46.314	26.009	213.3	30:21.244														
19	1:34.093	21.841	46.219	26.033	213.3	31:55.337																					
<b>48</b> <b>James EGOZI</b> USA																											
Campos Racing														Tatuus F4 T-421													
1	1:54.539	31.343	48.756	34.440		1:54.539	2	2:23.498	34.575	1:09.576	39.347	124.1	4:18.037														
3	2:22.454	27.260	1:06.481	48.713	161.9	6:40.491	4	1:36.197	22.826	47.169	26.202	220.8	8:16.688														
5	1:36.760	22.464	47.661	26.635	213.3	9:53.448	6	1:36.440	23.000	47.146	26.294	223.0	11:29.888														
7	1:35.446	22.534	46.700	26.212	215.3	13:05.334																					
<b>35</b> <b>Adam HIDEG</b> HUN																											
CRAM Motorsport														Tatuus F4 T-421													
1	1:58.810	31.274	49.968	37.568		1:58.810	2	2:22.315	33.041	1:10.172	39.102	140.2	4:21.125														
3	2:20.982	27.060	1:06.720	47.202	145.2	6:42.107	4	1:36.242	22.561	47.321	26.360	216.0	8:18.349														
5	1:35.918	22.110	47.086	26.722	216.0	9:54.267																					






# F4Spain ROUND 5 - VALENCIA RACE 1

## Sector Analysis

— Invalidated Lap    ■ Personal Best    ■ Session Best    B Crossing the pit lane

Lap	Time	Sector 1	Sector 2	Sector 3	T.Sp	Elapsed	Lap	Time	Sector 1	Sector 2	Sector 3	T.Sp	Elapsed
<b>50</b> Tim GERHARDS NLD Monlau Motorsport Tatuus F4 T-421													
1	1:53.265	30.661	48.959	33.645		1:53.265							
2	2:23.806	34.643	1:09.491	39.672	135.3	4:17.071							
3	2:22.888	26.987	1:06.355	49.546	174.5	6:39.959							
4	1:35.901	22.369	46.955	26.577	214.7	8:15.860							
5	1:37.458	22.502	48.092	26.864	219.4	9:53.318							
6	1:36.518	22.284	47.184	27.050	216.7	11:29.836							
7	1:36.393	22.726	47.138	26.529	214.7	13:06.229							
8	1:34.688	22.230	46.403	26.055	214.7	14:40.917							
9	1:34.283	22.018	46.242	26.023	214.0	16:15.200							
10	1:34.445	22.009	46.349	26.087	214.7	17:49.645							
11	1:34.248	21.849	46.373	26.026	215.3	19:23.893							
12	1:34.309	21.889	46.360	26.060	214.7	20:58.202							
13	1:34.329	21.904	46.418	26.007	214.7	22:32.531							
14	1:34.463	21.985	46.419	26.059	214.7	24:06.994							
15	1:34.689	22.051	46.511	26.127	214.0	25:41.683							
16	1:34.462	22.052	46.364	26.046	214.0	27:16.145							
17	1:34.501	21.986	46.455	26.060	212.7	28:50.646							
18	1:34.394	22.021	46.363	26.010	212.7	30:25.040							
19	1:34.184	21.931	46.229	26.024	212.7	31:59.224							
<b>55</b> Alex NINOVIC AUS Rodin Motorsport Tatuus F4 T-421													
1	2:09.961	50.397	49.099	30.465		2:09.961							
2	2:22.037	31.436	1:12.811	37.790	130.7	4:31.998							
3	2:16.838	28.706	1:04.417	43.715	112.0	6:48.836							
4	1:36.061	22.381	46.683	26.997	216.7	8:24.897							
5	1:36.212	22.428	47.103	26.681	218.0	10:01.109							
6	1:35.851	22.730	46.941	26.180	220.1	11:36.960							
7	1:34.779	22.056	46.548	26.175	220.8	13:11.739							
8	1:36.387	22.352	47.768	26.267	220.1	14:48.126							
9	1:35.145	21.946	46.811	26.388	218.0	16:23.271							
10	1:34.821	22.033	46.535	26.253	218.0	17:58.092							
11	1:35.447	22.357	46.892	26.198	220.8	19:33.539							
12	1:34.535	21.824	46.540	26.171	216.7	21:08.074							
13	1:34.227	22.059	46.228	25.940	215.3	22:42.301							
14	1:34.025	21.890	46.226	25.909	216.0	24:16.326							
15	1:34.172	21.768	46.283	26.121	216.0	25:50.498							
16	1:34.270	21.773	46.409	26.088	216.7	27:24.768							
17	1:33.747	21.980	46.038	25.729	215.3	28:58.515							
18	1:34.433	22.004	46.426	26.003	218.0	30:32.948							
19	1:35.237	22.471	46.581	26.185	218.0	32:08.185							
<b>66</b> Francisco MACEDO PRT DXR Tatuus F4 T-421													
1	1:56.620	31.134	49.377	36.109		1:56.620							
2	2:22.781	33.710	1:10.277	38.794	134.5	4:19.401							
3	2:21.857	27.271	1:06.789	47.797	165.8	6:41.258							
4	1:36.208	22.667	47.225	26.316	218.0	8:17.466							
5	1:36.454	22.237	47.772	26.445	216.0	9:53.920							
6	1:36.338	22.564	47.472	26.302	220.1	11:30.258							
7	1:36.454	22.408	47.300	26.746	218.7	13:06.712							
8	1:43.938 B	22.725	47.985	33.228	214.7	14:50.650							
9	2:03.226	50.510	46.517	26.199		16:53.876							
10	1:34.294	21.963	46.276	26.055	213.3	18:28.170							
11	1:34.405	21.885	46.372	26.148	213.3	20:02.575							
12	1:34.054	21.851	46.135	26.068	214.0	21:36.629							
13	1:34.349	21.799	46.420	26.130	213.3	23:10.978							
14	1:34.288	21.936	46.238	26.114	212.7	24:45.266							
15	1:34.568	21.964	46.513	26.091	213.3	26:19.834							
16	1:40.667 B	21.870	46.761	32.036	213.3	28:00.501							
<b>69</b> Maximiliano RESTREPO COL Saintéloc Racing Tatuus F4 T-421													
1	2:01.146	32.845	49.652	38.649		2:01.146							
2	2:21.656	32.360	1:10.208	39.088	160.4	4:22.802							
3	2:20.669	27.234	1:06.645	46.790	140.8	6:43.471							
4	1:36.102	22.350	47.337	26.415	215.3	8:19.573							
5	1:35.986	22.268	46.989	26.729	218.7	9:55.559							
6	1:36.762	22.673	47.556	26.533	218.0	11:32.321							
7	1:36.586	22.524	47.153	26.909	216.0	13:08.907							
8	1:38.171	24.126	47.446	26.599	216.0	14:47.078							
9	1:35.784	22.171	47.183	26.430	218.7	16:22.862							
10	1:35.073	21.998	46.590	26.485	216.0	17:57.935							
11	1:36.505	22.443	47.712	26.350	215.3	19:34.440							
12	1:35.168	22.010	46.813	26.345	214.7	21:09.608							
13	1:35.049	22.048	46.794	26.207	214.7	22:44.657							
14	1:35.178	22.008	46.738	26.432	216.0	24:19.835							
15	1:35.722	22.441	46.931	26.350	214.0	25:55.557							
16	1:35.134	22.120	46.683	26.331	214.7	27:30.691							
17	1:36.241	22.157	47.265	26.819	214.0	29:06.932							
18	1:34.982	22.076	46.648	26.258	213.3	30:41.914							
19	1:35.549	22.139	46.882	26.528	215.3	32:17.463							
<b>71</b> Mattia COLNAGHI ITA KCL MP Motorsport Tatuus F4 T-421													
1	2:04.237	34.443	48.762	41.032		2:04.237							
2	2:22.282	32.077	1:12.093	38.112	134.7	4:26.519							
3	2:18.545	27.219	1:06.419	44.907	153.9	6:45.064							
4	1:36.206	22.490	47.678	26.038	218.7	8:21.270							
5	1:34.756	21.924	46.726	26.106	218.7	9:56.026							
6	1:36.409	22.138	47.391	26.880	220.8	11:32.435							
7	1:35.743	22.096	47.142	26.505	220.8	13:08.178							
8	1:36.460	22.323	47.327	26.810	218.7	14:44.638							
9	1:33.964	21.941	46.074	25.949	216.0	16:18.602							
10	1:34.237	21.893	46.360	25.984	217.4	17:52.839							
11	1:34.317	21.942	46.295	26.080	219.4	19:27.156							
12	1:34.471	21.949	46.463	26.059	218.7	21:01.627							
13	1:34.411	21.967	46.310	26.134	217.4	22:36.038							



# F4Spain ROUND 5 - VALENCIA RACE 1

## Sector Analysis

— Invalidated Lap    ■ Personal Best    ■ Session Best    B Crossing the pit lane

Lap	Time	Sector 1	Sector 2	Sector 3	T.Sp	Elapsed
14	1:34.330	21.954	46.379	25.997	218.7	24:10.368
15	1:34.422	<b>21.876</b>	46.397	26.149	217.4	25:44.790
16	1:34.336	21.925	46.347	26.064	218.7	27:19.126
17	<u>1:34.686</u>	22.079	<u>46.525</u>	26.082	217.4	28:53.812
18	1:34.397	22.053	46.272	26.072	215.3	30:28.209
19	1:34.357	21.876	46.336	26.145	218.0	32:02.566

74 Eloi GONZALEZ ESP						
Monlau Motorsport Tatuus F4 T-421						
Lap	Time	Sector 1	Sector 2	Sector 3	T.Sp	Elapsed
1	2:07.044	34.749	49.832	42.463		2:07.044
2	2:21.771	31.599	1:12.360	37.812	142.5	4:28.815
3	2:17.956	28.534	1:05.521	43.901	126.4	6:46.771
4	1:37.124	22.699	47.577	26.848	215.3	8:23.895
5	1:36.925	22.421	47.623	26.881	216.0	10:00.820
6	<u>1:37.158</u>	<u>23.401</u>	47.325	26.432	214.7	11:37.978
7	1:35.775	22.373	46.770	26.632	216.0	13:13.753
8	1:40.151	22.126	51.348	26.677	214.0	14:53.904
9	1:35.623	22.396	46.703	26.524	210.7	16:29.527
10	1:35.278	22.177	<b>46.605</b>	26.496	212.0	18:04.805
11	<b>1:35.190</b>	<b>22.053</b>	46.643	26.494	213.3	19:39.995
12	1:35.629	22.096	46.924	26.609	214.0	21:15.624
13	<u>1:36.044</u>	22.357	<u>47.159</u>	26.528	216.7	22:51.668
14	1:35.413	22.234	46.770	<b>26.409</b>	213.3	24:27.081
15	1:35.449	22.138	46.809	26.502	212.0	26:02.530
16	1:35.531	22.284	46.755	26.492	212.7	27:38.061
17	1:35.565	22.280	46.844	26.441	211.4	29:13.626
18	1:35.578	22.223	46.769	26.586	211.4	30:49.204
19	<u>1:35.960</u>	22.176	<u>47.233</u>	26.551	212.0	32:25.164

77 Lenny RIED DEU						
Monlau Motorsport Tatuus F4 T-421						
Lap	Time	Sector 1	Sector 2	Sector 3	T.Sp	Elapsed
1	2:02.773	32.463	<b>49.850</b>	40.460		2:02.773
2	2:45.802	1:08.527	58.510	38.765		4:48.575

78 Gabriel GÓMEZ ITA						
TC Racing Tatuus F4 T-421						
Lap	Time	Sector 1	Sector 2	Sector 3	T.Sp	Elapsed
1	1:54.188	30.798	49.039	34.351		1:54.188
2	2:23.519	34.481	1:09.595	39.443	136.3	4:17.707
3	2:22.604	27.076	1:06.484	49.044	163.4	6:40.311
4	<u>1:35.980</u>	<u>22.825</u>	46.911	26.244	218.0	8:16.291
5	1:36.617	22.451	47.624	26.542	213.3	9:52.908
6	1:36.103	22.376	47.115	26.612	216.0	11:29.011
7	1:34.302	21.996	46.248	26.058	216.7	13:03.313
8	1:34.260	21.950	46.291	26.019	214.7	14:37.573
9	1:34.460	22.110	46.343	26.007	213.3	16:12.033
10	1:34.200	21.965	46.197	26.038	214.0	17:46.233
11	1:34.351	21.893	46.410	26.048	214.0	19:20.584
12	1:34.103	21.910	46.217	25.976	212.0	20:54.687
13	<b>1:34.054</b>	21.900	46.197	<b>25.957</b>	212.7	22:28.741
14	1:34.071	21.928	<b>46.142</b>	26.001	214.0	24:02.812
15	1:34.098	<b>21.864</b>	46.220	26.014	211.4	25:36.910
16	1:34.138	21.919	46.166	26.053	214.7	27:11.048
17	1:34.319	22.020	46.197	26.102	210.7	28:45.367
18	1:34.260	21.967	46.266	26.027	212.0	30:19.627
19	1:34.188	21.982	46.187	26.019	212.7	31:53.815

88 Cristian CANTÚ MEX									
TC Racing Tatuus F4 T-421									
Lap	Time	Sector 1	Sector 2	Sector 3	T.Sp	Elapsed			
1	2:07.887	34.966	50.050	42.871		2:07.887			
2	2:21.674	31.298	1:12.593	37.783	125.2	4:29.561			
3	2:17.913	28.765	1:05.065	44.083	125.2	6:47.474			
4	1:36.536	22.450	47.412	26.674	213.3	8:24.010			
5	1:36.359	22.597	47.175	26.587	218.7	10:00.369			
6	1:35.507	22.054	46.836	26.617	217.4	11:35.876			
7	1:35.434	22.142	46.960	26.332	216.0	13:11.310			
8	1:38.606	22.639	49.538	26.429	220.8	14:49.916			
9	1:35.810	22.068	47.249	26.493	216.0	16:25.726			
10	1:36.598	22.380	47.278	26.940	219.4	18:02.324			
11	1:35.972	22.238	47.414	26.320	219.4	19:38.296			
12	1:36.628	22.444	47.410	26.774	219.4	21:14.924			
13	<b>1:34.966</b>	22.152	<b>46.522</b>	<b>26.292</b>	215.3	22:49.890			
14	1:34.974	22.039	46.578	26.357	214.7	24:24.864			
15	1:35.744	22.112	46.809	26.823	215.3	26:00.608			
16	1:35.371	22.216	46.694	26.461	218.0	27:35.979			
17	1:35.384	22.122	46.822	26.440	213.3	29:11.363			
18	1:35.062	22.127	46.609	26.326	216.0	30:46.425			
19	1:35.049	<b>22.027</b>	46.714	26.308	215.3	32:21.474			

93 Matteo QUINTARELLI ARE						
Saintéloc Racing Tatuus F4 T-421						
Lap	Time	Sector 1	Sector 2	Sector 3	T.Sp	Elapsed
1	2:00.757	31.781	<b>50.138</b>	38.838		2:00.757

99 Thomas STRAUVEN BEL						
Rodin Motorsport Tatuus F4 T-421						
Lap	Time	Sector 1	Sector 2	Sector 3	T.Sp	Elapsed
1	1:48.277	29.201	47.486	31.590		1:48.277
2	2:23.175	34.811	1:10.262	38.102	127.5	4:11.452
3	2:26.297	28.626	1:06.528	51.143	163.8	6:37.749
4	1:35.102	22.255	46.625	26.222	213.3	8:12.851
5	1:34.648	21.966	46.475	26.207	217.4	9:47.499
6	1:34.016	21.875	46.118	26.023	218.0	11:21.515
7	1:33.874	21.894	46.086	25.894	217.4	12:55.389
8	<b>1:33.822</b>	<b>21.765</b>	46.041	26.016	216.7	14:29.211
9	1:34.047	21.937	46.164	25.946	215.3	16:03.258
10	1:33.861	21.839	46.073	25.949	216.0	17:37.119
11	1:33.852	21.887	<b>46.031</b>	25.934	216.7	19:10.971
12	<u>1:33.884</u>	21.780	<u>46.166</u>	25.938	217.4	20:44.855
13	1:33.846	21.841	46.108	25.897	216.7	22:18.701
14	<u>1:33.772</u>	21.832	<u>46.055</u>	<b>25.885</b>	216.7	23:52.473
15	1:33.978	21.848	46.129	26.001	216.7	25:26.451
16	1:34.197	21.830	46.325	26.042	217.4	27:00.648
17	1:33.882	21.845	46.079	25.958	216.0	28:34.530
18	1:34.163	21.847	46.340	25.976	216.7	30:08.693
19	1:33.995	21.997	46.087	25.911	216.0	31:42.688