

F4Spain


ROUND 5 - VALENCIA

QUALIFYING 2

Sector Analysis

— Invalidated Lap ■ Personal Best ■ Session Best B Crossing the pit lane

Lap	Time	Sector 1	Sector 2	Sector 3	T.Sp	Elapsed	Lap	Time	Sector 1	Sector 2	Sector 3	T.Sp	Elapsed		
3	Griffin PEEBLES AUS							9	1:37.333	23.400	47.427	26.506	214.0	20:45.550	
	MP Motorsport Tatuus F4 T-421							10	1:33.117	21.662	45.769	25.686	212.0	22:18.667	
1	3:45.031	B	2:01.363	58.673	44.995	3:45.031	11	<u>1:33.242</u>	21.548	<u>45.930</u>	25.764	214.0	23:51.909		
2	6:08.094	B	4:41.618	51.508	34.968	9:53.125	12	1:33.153	21.673	45.654	25.826	212.0	25:25.062		
3	1:59.284		42.297	49.024	27.963	11:52.409									
4	1:39.928		22.538	47.797	29.593	215.3									
5	1:33.703		21.883	45.946	25.874	213.3									
6	1:33.696		21.700	45.743	26.253	214.7									
7	1:32.899		21.650	45.563	25.686	214.0									
8	1:32.982		21.663	45.576	25.743	214.0									
9	1:33.051		21.636	45.643	25.772	214.7									
10	1:32.863		21.616	45.507	25.740	214.7									
11	1:32.920		21.609	45.573	25.738	214.0									
12	1:48.396	B	23.749	47.430	37.217	214.0									
4	Juan COTA ESP														
	Drivex Tatuus F4 T-421														
1	2:54.033	B	1:20.055	51.578	42.400	2:54.033									
2	6:13.516		4:51.826	49.916	31.774	9:07.549									
3	1:36.372		22.590	47.182	26.600	211.4									
4	1:38.480		22.260	46.682	29.538	216.0									
5	1:33.874		22.046	45.958	25.870	212.7									
6	1:33.204		21.746	45.706	25.752	214.7									
7	1:32.757		21.636	45.464	25.657	214.7									
8	1:32.718		21.553	45.508	25.657	215.3									
9	1:32.618		21.545	45.423	25.650	214.7									
10	1:35.553		21.630	47.176	26.747	216.7									
11	1:32.776		21.641	45.445	25.690	214.0									
12	1:32.967		21.563	45.561	25.843	214.7									
5	Reno FRANCO NLD														
	GRS Team USA Tatuus F4 T-421														
1	1:56.826		32.914	54.696	29.216	1:56.826									
2	2:07.623	B	24.786	51.695	51.142	200.9									
3	5:08.836		3:47.043	51.301	30.492	9:13.285									
4	1:39.288		23.448	47.585	28.255	202.7									
5	1:36.704		22.350	46.585	27.769	212.7									
6	1:34.499		22.065	46.343	26.091	214.0									
7	1:34.268		22.017	46.070	26.181	215.3									
8	<u>1:34.155</u>		<u>22.021</u>	46.176	25.958	211.4									
9	1:33.764		21.924	45.933	25.907	213.3									
10	1:33.592		21.812	45.839	25.941	213.3									
11	<u>1:33.687</u>		<u>21.871</u>	45.910	25.906	213.3									
12	1:33.785		21.804	46.036	25.945	214.0									
13	1:33.659		21.788	45.948	25.923	213.3									
7	Maciej GLADYSZ POL														
	KCL MP Motorsport Tatuus F4 T-421														
1	3:34.097	B	1:50.111	53.479	50.507	3:34.097									
2	5:35.321		4:16.602	50.480	28.239	9:09.418									
3	1:38.058		23.135	47.552	27.371	213.3									
4	1:36.271		22.240	46.538	27.493	213.3									
5	2:03.948		23.648	1:03.508	36.792	214.7									
6	1:33.772		21.942	45.937	25.893	214.7									
7	1:33.528		21.707	45.865	25.956	214.0									
8	1:33.222		21.632	45.730	25.860	214.0									
8	Enzo TARNVANICHKUL THA														
	Campos Racing Tatuus F4 T-421														
1	4:14.118	B	2:39.889	53.602	40.627	4:14.118									
2	5:35.264		4:15.850	50.813	28.601	9:49.382									
3	1:37.719		23.185	48.340	26.194	212.7									
4	1:36.992		22.028	48.278	26.686	214.7									
5	1:34.642		22.678	46.027	25.937	215.3									
6	1:33.570		21.860	45.899	25.811	215.3									
7	1:33.226		21.797	45.673	25.756	216.0									
8	1:33.580		21.805	46.011	25.764	214.7									
9	<u>1:33.260</u>		21.767	<u>45.716</u>	25.777	217.4									
10	1:33.349		21.721	45.835	25.793	217.4									
11	1:33.431		21.717	45.855	25.859	215.3									
12	1:47.146	B	24.686	48.130	34.330	188.3									
9	René LAMMERS NLD														
	MP Motorsport Tatuus F4 T-421														
1	3:37.266	B	1:53.667	56.754	46.845	3:37.266									
2	6:10.056		4:50.805	51.060	28.191	9:47.322									
3	1:38.266		23.384	47.845	27.037	198.1									
4	1:37.651		22.584	47.694	27.373	216.0									
5	1:33.771		21.942	45.938	25.891	216.0									
6	1:33.466		21.790	45.795	25.881	216.7									
7	<u>1:33.338</u>		<u>21.827</u>	<u>45.742</u>	25.769	216.0									
8	1:33.175		21.675	45.721	25.779	217.4									
9	1:33.101		21.616	45.638	25.847	216.0									
10	1:40.244		21.657	45.807	32.780	216.0									
11	1:39.475		24.164	48.231	27.080	214.0									
12	1:33.823		21.747	46.035	26.041	216.7									
10	Lorenzo CASTILLO MEX														
	Tecnicar Tatuus F4 T-421														
1	3:40.561	B	1:53.168	58.359	49.034	3:40.561									
2	6:22.569		5:01.659	51.696	29.214	10:03.130									
3	1:46.198		23.746	53.272	29.180	206.9									
4	1:36.690		22.556	46.778	27.356	214.7									
5	1:34.495		21.990	46.260	26.245	215.3									
6	<u>1:34.439</u>		<u>22.112</u>	46.062	26.265	214.0									
7	1:34.232		22.039	46.004	26.189	212.7									
8	1:34.116		21.941	45.965	26.210	212.7									
9	<u>1:36.911</u>		21.917	46.403	28.591	212.0									
10	1:34.310		21.843	46.202	26.265	212.7									
11	1:34.076		21.847	45.940	26.289	214.0									
12	1:42.784	B	21.904	46.139	34.741	213.3									
11	Alexander JACOBY KGZ														
	GRS Team USA Tatuus F4 T-421														
1	1:57.893		33.086	55.256	29.551	1:57.893									
2	2:09.612	B	24.388	51.786	53.438	199.2									
3	5:07.784		3:43.124	51.920	32.740	9:15.289									
4	1:38.509		22.861	47.883	27.765	212.7									
5	<u>1:36.236</u>		22.423	<u>47.044</u>	26.769	213.3									




F4Spain ROUND 5 - VALENCIA QUALIFYING 2

Sector Analysis

— Invalidated Lap ■ Personal Best ■ Session Best B Crossing the pit lane

Lap	Time	Sector 1	Sector 2	Sector 3	T.Sp	Elapsed	Lap	Time	Sector 1	Sector 2	Sector 3	T.Sp	Elapsed
6	1:36.771	23.437	47.098	26.236	212.7	14:06.805	1	2:56.844 B	1:21.153	52.648	43.043		2:56.844
7	1:34.821	22.034	46.509	26.278	216.7	15:41.626	2	6:11.307	4:51.826	48.864	30.617		9:08.151
8	1:34.482	22.036	46.391	26.055	214.0	17:16.108	3	1:36.466	22.411	47.205	26.850	215.3	10:44.617
9	1:34.195	22.031	46.120	26.044	214.7	18:50.303	4	1:38.424	21.988	46.628	29.808	218.0	12:23.041
10	<u>1:35.031</u>	<u>22.330</u>	46.141	26.560	212.0	20:25.334	5	1:34.053	21.926	46.155	25.972	217.4	13:57.094
11	1:34.057	21.962	46.083	26.012	214.0	21:59.391	6	1:33.700	21.727	45.943	26.030	218.0	15:30.794
12	1:34.232	21.963	46.254	26.015	213.3	23:33.623	7	1:33.409	21.707	45.812	25.890	216.0	17:04.203
13	1:34.585	21.930	46.464	26.191	212.0	25:08.208	8	1:33.170	21.642	45.677	25.851	214.7	18:37.373
12 Adam AL AZHARI ARE							9	1:33.540	21.613	46.013	25.914	215.3	20:10.913
Technicar Tatuus F4 T-421							10	1:33.787	21.714	45.973	26.100	213.3	21:44.700
1	2:23.387	1:02.576	52.533	28.278		2:23.387	11	1:33.849	21.685	46.144	26.020	214.7	23:18.549
2	2:02.128 B	27.901	53.360	40.867	188.9	4:25.515	12	1:41.285 B	21.887	46.204	33.194	215.3	24:59.834
3	5:03.995	3:47.307	49.525	27.163		9:29.510	21 Yevan DAVID LKA						
4	1:37.057	22.462	46.728	27.867	211.4	11:06.567	Saintéloc Racing Tatuus F4 T-421						
5	1:40.272	22.644	47.290	30.338	202.1	12:46.839	1	4:15.597 B	2:42.447	54.394	38.756		4:15.597
6	1:34.159	22.063	46.093	26.003	214.0	14:20.998	2	5:03.594	3:43.513	51.581	28.500		9:19.191
7	1:33.542	21.850	45.889	25.803	214.7	15:54.540	3	1:45.229	26.544	49.699	28.986	206.9	11:04.420
8	1:34.534	21.649	46.442	26.443	215.3	17:29.074	4	1:34.767	22.323	46.370	26.074	214.0	12:30.187
9	1:34.127	21.723	45.929	26.475	215.3	19:03.201	5	1:34.520	21.978	46.470	26.072	214.7	14:13.707
10	1:33.618	21.788	45.872	25.958	215.3	20:36.819	6	1:33.801	21.738	46.083	25.980	214.7	15:47.508
11	1:34.809	21.784	46.724	26.301	215.3	22:11.628	7	<u>1:34.599</u>	<u>21.749</u>	46.709	26.141	215.3	17:22.107
12	1:33.446	21.782	45.863	25.801	214.0	23:45.074	8	<u>1:34.956</u>	<u>21.751</u>	47.119	26.086	214.7	18:57.063
13	1:33.764	21.762	46.037	25.965	212.0	25:18.838	9	<u>1:33.924</u>	21.739	46.130	26.055	214.0	20:30.987
14 Keanu AL AZHARI ARE							10	1:33.745	21.787	46.041	25.917	213.3	22:04.732
MP Motorsport Tatuus F4 T-421							11	1:38.621 B	21.680	46.051	30.890	214.0	23:43.353
1	3:47.568 B	2:02.880	1:01.297	43.391		3:47.568	22 Peter BOUZINELOS AUS						
2	5:58.762	4:38.187	51.599	28.976		9:46.330	Rodin Motorsport Tatuus F4 T-421						
3	1:38.559	23.460	47.973	27.126	204.5	11:24.889	1	2:03.605 B	34.413	53.605	35.587		2:03.605
4	1:37.457	22.725	47.316	27.416	214.7	13:02.346	2	2:26.310 B	50.794	55.239	40.277		4:29.915
5	1:33.276	21.758	45.741	25.777	214.0	14:35.622	3	4:55.444	3:36.115	50.986	28.343		9:25.359
6	1:32.801	21.578	45.553	25.670	216.7	16:08.423	4	1:41.253	23.916	48.341	28.996	196.9	11:06.612
7	1:32.798	21.548	45.580	25.670	216.0	17:41.221	5	1:51.559	26.813	57.882	26.864	149.6	12:58.171
8	1:42.465	21.560	51.628	29.277	215.3	19:23.686	6	1:34.284	22.156	46.073	26.055	214.0	14:32.455
9	1:32.744	21.553	45.586	25.605	216.0	20:56.430	7	1:33.516	21.893	45.739	25.884	215.3	16:05.971
10	1:35.524	21.542	47.804	26.178	216.7	22:31.954	8	1:33.414	21.790	45.740	25.884	214.0	17:39.385
11	1:33.524	21.526	45.825	26.173	214.7	24:05.478	9	1:33.083	21.678	45.574	25.831	215.3	19:12.468
12	1:33.236	21.516	45.756	25.964	215.3	25:38.714	10	1:35.245	21.835	46.492	26.918	215.3	20:47.713
18 Andrés CÁRDENAS PER							11	1:33.369	21.658	45.875	25.836	216.7	22:21.082
Griffin Core by Campos Tatuus F4 T-421							12	1:37.395	21.825	49.486	26.084	216.0	23:58.477
1	4:11.671 B	2:38.419	54.614	38.638		4:11.671	13	<u>1:44.473 B</u>	21.677	<u>47.345</u>	35.451	214.7	25:42.950
2	5:38.503	4:19.724	50.252	28.527		9:50.174	23 Jan PRZYROWSKI POL						
3	1:39.927	23.368	48.655	27.904	202.7	11:30.101	Griffin Core by Campos Tatuus F4 T-421						
4	1:35.953	22.116	46.364	27.473	216.7	13:06.054	1	4:10.175 B	2:37.369	53.723	39.083		4:10.175
5	1:33.593	21.912	45.919	25.762	216.7	14:39.647	2	5:29.797	4:12.363	48.456	28.978		9:39.972
6	<u>1:33.448</u>	21.787	<u>45.853</u>	25.808	215.3	16:13.095	3	1:40.476	23.040	47.237	30.199	202.1	11:20.448
7	<u>1:36.022</u>	21.704	<u>45.833</u>	28.485	213.3	17:49.117	4	1:34.455	22.196	46.209	26.050	210.7	12:54.903
8	1:33.166	21.734	45.735	25.697	212.7	19:22.283	5	1:35.861	21.899	48.083	25.879	212.7	14:30.764
9	<u>1:33.093</u>	<u>21.642</u>	45.747	25.704	212.0	20:55.376	6	1:33.249	21.774	45.651	25.824	214.0	16:04.013
10	1:33.080	21.617	45.782	25.681	215.3	22:28.456	7	1:38.322	21.911	50.610	25.801	216.7	17:42.335
11	1:35.018	21.660	45.915	27.443	215.3	24:03.474	8	1:32.931	21.706	45.596	25.629	214.0	19:15.266
12	1:33.161	21.705	45.750	25.706	213.3	25:36.635	9	1:32.999	21.652	45.566	25.781	213.3	20:48.265
19 Matus RYBA SVK							10	1:35.198	22.019	46.320	26.859	216.7	22:23.463
Drivex Tatuus F4 T-421							11	1:32.972	21.609	45.606	25.757	214.7	23:56.435
							12	1:33.316	21.649	45.830	25.837	214.7	25:29.751




F4Spain ROUND 5 - VALENCIA QUALIFYING 2

Sector Analysis

— Invalidated Lap ■ Personal Best ■ Session Best B Crossing the pit lane

Lap	Time	Sector 1	Sector 2	Sector 3	T.Sp	Elapsed	Lap	Time	Sector 1	Sector 2	Sector 3	T.Sp	Elapsed
24	Ernesto RIVERA MEX												
	Griffin Core by Campos Tatuus F4 T-421												
1	4:23.179B	2:46.943	55.789	40.447		4:23.179	9	1:34.191	21.852	46.269	26.070	212.0	21:00.095
2	4:55.455	3:34.426	52.525	28.504		9:18.634	10	1:33.686	21.819	45.932	25.935	212.0	22:33.781
3	1:38.008	23.398	47.806	26.804	212.0	10:56.642	11	1:33.864	21.749	46.163	25.952	213.3	24:07.645
4	1:34.228	22.085	46.222	25.921	216.7	12:30.870	12	1:33.835	21.824	45.967	26.044	214.0	25:41.480
5	1:45.905	22.217	57.329	26.359	217.4	14:16.775							
6	1:34.832	21.778	46.169	26.885	217.4	15:51.607							
7	1:33.370	21.708	45.850	25.812	217.4	17:24.977							
8	1:36.471	21.614	46.350	28.507	217.4	19:01.448							
9	1:38.576	21.744	45.966	30.866	216.7	20:40.024							
10	1:33.356	21.772	45.784	25.800	216.7	22:13.380							
11	1:34.488	21.677	45.940	26.871	216.7	23:47.868							
12	1:33.293	21.626	45.834	25.833	216.0	25:21.161							
27	Lucas FLUXÁ ESP												
	KCL MP Motorsport Tatuus F4 T-421												
1	3:59.024B	2:07.728	1:00.487	50.809		3:59.024							
2	5:48.769	4:29.901	50.546	28.322		9:47.793							
3	1:43.384	23.643	51.813	27.928	202.7	11:31.177							
4	1:35.587	22.298	46.430	26.859	214.7	13:06.764							
5	1:33.969	22.025	45.972	25.972	216.0	14:40.733							
6	1:33.555	21.924	45.884	25.747	215.3	16:14.288							
7	1:33.218	21.752	45.695	25.771	216.0	17:47.506							
8	1:33.190	21.744	45.660	25.786	214.7	19:20.696							
9	1:33.047	21.662	45.559	25.826	214.7	20:53.743							
10	1:33.562	21.643	45.827	26.092	215.3	22:27.305							
11	1:33.244	21.756	45.622	25.866	216.0	24:00.549							
12	1:33.127	21.684	45.646	25.797	214.0	25:33.676							
28	Nerea MARTÍ ESP												
	GRS Team USA Tatuus F4 T-421												
1	1:55.038	32.082	53.829	29.127		1:55.038							
2	2:08.206B	24.787	51.625	51.794	185.8	4:03.244							
3	5:11.483	3:47.120	51.902	32.461		9:14.727							
4	1:38.520	22.999	47.844	27.677	209.5	10:53.247							
5	1:36.891	22.430	46.550	27.911	217.4	12:30.138							
6	1:35.102	22.559	46.382	26.161	219.4	14:05.240							
7	1:34.250	22.052	46.104	26.094	215.3	15:39.490							
8	1:33.975	21.825	46.065	26.085	216.7	17:13.465							
9	1:33.954	21.923	45.916	26.115	214.0	18:47.419							
10	1:33.787	21.872	45.880	26.035	216.7	20:21.206							
11	1:33.888	21.855	45.937	26.096	216.0	21:55.094							
12	1:33.963	21.800	46.088	26.075	215.3	23:29.057							
13	1:33.837	21.855	45.964	26.018	215.3	25:02.894							
29	Gino TRAPPA ARG												
	DXR Tatuus F4 T-421												
1	3:17.823B	1:38.622	56.568	42.633		3:17.823							
2	6:08.918B	4:34.191	57.871	36.856		9:26.741							
3	2:05.575	48.526	48.520	28.529		11:32.316							
4	1:37.025	22.641	47.844	26.540	212.0	13:09.341							
5	1:34.649	22.158	46.397	26.094	212.7	14:43.990							
6	1:34.108	22.021	46.094	25.993	212.7	16:18.098							
7	1:33.950	21.911	46.056	25.983	213.3	17:52.048							
8	1:33.856	21.876	46.045	25.935	212.0	19:25.904							
32	Wiktor DOBRZANSKI POL												
	Tecnicar Tatuus F4 T-421												
1	2:58.255B	1:22.268	52.339	43.648		2:58.255							
2	6:23.152	5:02.910	51.033	29.209		9:21.407							
3	1:38.229	23.467	47.177	27.585	205.7	10:59.636							
4	1:35.452	22.237	46.812	26.403	218.0	12:35.088							
5	1:34.603	21.984	46.404	26.215	211.4	14:09.691							
6	1:34.146	21.826	46.181	26.139	213.3	15:43.837							
7	1:34.361	21.811	46.291	26.259	214.7	17:18.198							
8	1:34.202	21.913	46.168	26.121	213.3	18:52.400							
9	1:34.238	21.797	46.228	26.213	212.7	20:26.638							
10	1:40.608	21.831	49.529	29.248	213.3	22:07.246							
11	1:34.672	22.256	46.269	26.147	203.3	23:41.918							
12	1:34.042	21.769	46.091	26.182	212.7	25:15.960							
33	Oscar WURZ AUT												
	Drivex Tatuus F4 T-421												
1	2:55.625B	1:20.798	52.448	42.379		2:55.625							
2	6:14.287	4:53.754	49.371	31.162		9:09.912							
3	1:38.502	23.062	47.551	27.889	213.3	10:48.414							
4	1:37.967	22.409	46.698	28.860	218.7	12:26.381							
5	1:34.301	21.962	46.306	26.033	214.7	14:00.682							
6	1:34.353	21.977	46.149	26.227	216.0	15:35.035							
7	1:33.537	21.746	45.956	25.835	215.3	17:08.572							
8	1:33.548	21.672	45.958	25.918	215.3	18:42.120							
9	1:33.434	21.665	45.966	25.803	214.0	20:15.554							
10	1:33.945	21.736	46.124	26.085	214.0	21:49.499							
11	1:33.634	21.701	46.020	25.913	213.3	23:23.133							
12	1:33.542	21.722	45.997	25.823	214.7	24:56.675							
35	Adam HIDEG HUN												
	CRAM Motorsport Tatuus F4 T-421												
1	3:43.040B	2:00.262	56.251	46.527		3:43.040							
2	5:50.860	4:29.333	52.376	29.151		9:33.900							
3	1:41.821	23.212	47.444	31.165	207.6	11:15.721							
4	1:37.528	22.501	46.593	28.434	213.3	12:53.249							
5	1:35.215	22.251	46.465	26.499	211.4	14:28.464							
6	1:35.076	22.154	46.473	26.449	214.7	16:03.540							
7	1:34.202	21.966	46.155	26.081	214.7	17:37.742							
8	1:34.053	21.871	46.152	26.030	212.0	19:11.795							
9	1:34.419	21.764	46.165	26.490	211.4	20:46.214							
10	1:33.873	21.818	46.022	26.033	216.7	22:20.087							
11	1:33.898	21.795	46.066	26.037	214.0	23:53.985							
12	1:33.866	21.782	46.127	25.957	213.3	25:27.851							
37	Filippo FIORENTINO BRA												
	CRAM Motorsport Tatuus F4 T-421												
1	3:50.197B	2:03.528	1:01.588	45.081		3:50.197							
2	5:40.294	4:17.772	52.883	29.639		9:30.491							
3	1:37.587	22.750	47.753	27.084	210.7	11:08.078							
4	1:36.542	22.275	47.012	27.255	213.3	12:44.620							
5	1:34.598	21.972	46.378	26.248	213.3	14:19.218							



F4Spain


ROUND 5 - VALENCIA

QUALIFYING 2

Sector Analysis

— Invalidated Lap ■ Personal Best ■ Session Best ■ Crossing the pit lane

Lap	Time	Sector 1	Sector 2	Sector 3	T.Spd	Elapsed	Lap	Time	Sector 1	Sector 2	Sector 3	T.Spd	Elapsed		
6	1:36.193	22.140	47.988	26.065	215.3	15:55.411	3	1:45.562	24.699	49.656	31.207	172.4	11:59.614		
7	1:34.268	21.885	46.227	26.156	214.0	17:29.679	4	1:38.054	22.393	48.175	27.486	213.3	13:37.668		
8	1:34.218	21.844	46.273	26.101	216.0	19:03.897	5	1:33.910	21.963	46.098	25.849	214.7	15:11.578		
9	1:34.304	21.821	46.345	26.138	216.0	20:38.201	6	1:33.413	21.741	45.882	25.790	214.7	16:44.991		
10	1:34.182	21.816	46.184	26.182	216.0	22:12.383	7	1:33.262	21.615	45.632	26.015	215.3	18:18.253		
11	1:35.987	21.795	47.359	26.833	216.0	23:48.370	8	1:33.555	21.589	45.995	25.971	214.7	19:51.808		
12	1:34.205	21.790	46.351	26.064	217.4	25:22.575	9	1:33.197	21.611	45.804	25.782	215.3	21:25.005		
46	Nathan TYE						GBR	10	1:37.195	21.574	47.120	28.501	215.3	23:02.200	
Campos Racing							Tatuus F4 T-421								
1	3:38.599	B	1:54.698	56.320	47.581	3:38.599	66	Francisco MACEDO						PRT	
2	5:30.394	4:11.134	50.844	28.416	9:08.993		DXR	Tatuus F4 T-421							
3	1:39.111	23.170	47.550	28.391	213.3	10:48.104	1	3:32.729	B	1:48.821	53.328	50.580	3:32.729		
4	1:37.033	22.150	46.514	28.369	215.3	12:25.137	2	5:28.459	4:05.688	52.499	30.272	9:01.188			
5	1:35.130	22.237	46.164	26.729	214.0	14:00.267	3	1:42.021	23.418	50.256	28.347	205.7	10:43.209		
6	1:33.800	21.938	45.907	25.955	213.3	15:34.067	4	1:35.522	22.398	46.791	26.333	213.3	12:18.731		
7	1:33.204	21.779	45.700	25.725	213.3	17:07.271	5	1:34.211	21.984	46.228	25.999	214.0	13:52.942		
8	1:33.156	21.775	45.615	25.766	214.0	18:40.427	6	1:33.800	21.857	45.962	25.981	214.7	15:26.742		
9	1:33.169	21.763	45.610	25.796	214.0	20:13.596	7	1:33.460	21.677	45.839	25.944	214.0	17:00.202		
10	1:33.199	21.686	45.731	25.782	212.7	21:46.795	8	1:33.360	21.711	45.707	25.942	214.7	18:33.562		
11	1:35.183	21.774	47.279	26.130	214.0	23:21.978	9	1:33.076	21.597	45.604	25.875	213.3	20:06.638		
12	1:33.236	21.773	45.762	25.701	214.0	24:55.214	10	1:33.173	21.606	45.710	25.857	214.0	21:39.811		
48	James EGOZI						USA	11	1:33.073	21.683	45.595	25.795	214.7	23:12.884	
Campos Racing							Tatuus F4 T-421								
1	3:30.527	B	1:46.249	54.139	50.139	3:30.527	12	1:33.234	21.627	45.777	25.830	214.0	24:46.118		
2	5:28.299	4:07.200	52.371	28.728	8:58.826		69	Maximiliano RESTREPO						COL	
3	1:41.480	24.200	49.301	27.979	187.3	10:40.306	Saintéloc Racing	Tatuus F4 T-421							
4	1:34.969	22.243	46.642	26.084	214.0	12:15.275	1	4:32.032	B	2:49.305	1:05.555	37.172	4:32.032		
5	1:33.901	21.995	46.091	25.815	216.0	13:49.176	2	4:53.919	3:34.905	50.467	28.547	9:25.951			
6	1:33.431	21.767	45.851	25.813	214.0	15:22.607	3	1:46.182	23.579	48.462	34.141	209.5	11:12.133		
7	1:33.152	21.693	45.705	25.754	212.7	16:55.759	4	1:37.491	22.315	47.233	27.943	212.7	12:49.624		
8	1:33.097	21.659	45.633	25.805	214.0	18:28.856	5	1:34.290	21.881	46.375	26.034	214.0	14:23.914		
9	1:33.086	21.604	45.687	25.795	213.3	20:01.942	6	1:34.389	21.856	46.464	26.069	216.0	15:58.303		
10	1:32.871	21.621	45.565	25.685	214.7	21:34.813	7	1:34.060	21.881	46.169	26.010	214.0	17:32.363		
11	1:33.889	21.765	46.217	25.907	216.0	23:08.702	8	1:34.165	21.865	46.195	26.105	213.3	19:06.528		
12	1:33.072	21.590	45.757	25.725	212.0	24:41.774	9	1:34.244	21.928	46.199	26.117	213.3	20:40.772		
50	Tim GERHARDS						NLD	10	1:34.238	21.877	46.320	26.041	214.7	22:15.010	
Monlau Motorsport							Tatuus F4 T-421								
1	4:00.326	B	2:09.212	1:00.255	50.859	4:00.326	11	2:14.522	B	22.162	54.217	58.143	214.7	24:29.532	
2	5:19.002	3:59.425	51.326	28.251	9:19.328		71	Mattia COLNAGHI						ITA	
3	1:38.179	23.537	47.879	26.763	210.1	10:57.507	KCL MP Motorsport	Tatuus F4 T-421							
4	1:34.959	22.240	46.655	26.064	214.0	12:32.466	1	3:14.253	B	1:37.543	56.967	39.743	3:14.253		
5	1:43.730	21.947	53.056	28.727	214.7	14:16.196	2	6:09.555	B	4:42.735	52.560	34.260	9:23.808		
6	1:34.133	21.935	46.245	25.953	213.3	15:50.329	3	2:24.966	1:02.196	53.797	28.973	28.973	11:48.774		
7	1:33.694	21.773	45.975	25.946	214.0	17:24.023	4	1:36.601	22.506	46.601	27.494	211.4	13:25.375		
8	1:35.259	21.790	46.250	27.219	214.0	18:59.282	5	1:33.693	21.979	45.918	25.796	214.0	14:59.068		
9	1:33.816	21.774	45.979	26.063	212.7	20:33.098	6	1:33.020	21.655	45.538	25.827	214.7	16:32.088		
10	1:33.762	21.736	46.054	25.972	214.0	22:06.860	7	1:33.117	21.713	45.574	25.830	214.7	18:05.205		
11	1:33.612	21.745	45.933	25.934	214.0	23:40.472	8	1:32.868	21.667	45.486	25.715	214.0	19:38.073		
12	1:41.935	B	21.795	46.584	33.556	25:22.407	9	1:32.838	21.589	45.528	25.721	214.7	21:10.911		
55	Alex NINOVIC						AUS	10	1:32.752	21.569	45.571	25.612	215.3	22:43.663	
Rodin Motorsport							Tatuus F4 T-421								
1	4:20.978	B	2:45.826	55.671	39.481	4:20.978	11	1:33.339	21.741	45.758	25.840	215.3	24:17.002		
2	5:53.074	4:33.515	49.997	29.562	10:14.052		12	1:32.951	21.672	45.582	25.697	215.3	25:49.953		
74	Eloi GONZALEZ						ESP	74	Eloi GONZALEZ						ESP
Monlau Motorsport							Tatuus F4 T-421								
1	4:02.289	B	2:11.298	58.939	52.052	4:02.289	1	4:02.289	B	2:11.298	58.939	52.052	4:02.289		



F4Spain

ROUND 5 - VALENCIA

QUALIFYING 2

Sector Analysis

— Invalidated Lap ■ Personal Best ■ Session Best B Crossing the pit lane

Lap	Time	Sector 1	Sector 2	Sector 3	T.Sp	Elapsed	Lap	Time	Sector 1	Sector 2	Sector 3	T.Sp	Elapsed	
77 Lenny RIED DEU Monlau Motorsport Tatuus F4 T-421														
1	21:23.436	B	2:11.173			21:23.436								
2	2:08.510		48.013	53.042	27.455	23:31.946								
3	1:36.066		22.667	47.030	26.369	206.9	25:08.012							
78 Gabriel GÓMEZ ITA TC Racing Tatuus F4 T-421														
1	3:52.069	B	2:04.751	1:01.115	46.203	3:52.069								
2	5:30.073		4:10.269	51.044	28.760	9:22.142								
3	1:44.097		24.232	49.824	30.041	211.4	11:06.239							
4	1:36.151		22.802	47.194	26.155	211.4	12:42.390							
5	1:35.559		22.017	46.474	27.068	213.3	14:17.949							
6	1:34.833		21.791	46.203	26.839	215.3	15:52.782							
7	1:33.667		21.706	46.089	25.872	214.0	17:26.449							
8	1:33.495		21.751	45.848	25.896	214.7	18:59.944							
9	1:34.846		21.745	46.681	26.420	214.7	20:34.790							
10	1:33.495		21.713	45.948	25.834	214.0	22:08.285							
11	1:37.707		21.763	47.159	28.785	214.0	23:45.992							
12	1:33.437		21.702	45.965	25.770	215.3	25:19.429							
88 Cristian CANTÚ MEX TC Racing Tatuus F4 T-421														
1	3:53.163	B	2:06.050	1:00.502	46.611	3:53.163								
2	5:33.356		4:15.482	50.190	27.684	9:26.519								
3	1:41.070		23.682	48.963	28.425	211.4	11:07.589							
4	1:35.601		22.294	46.982	26.325	215.3	12:43.190							
5	1:35.395		22.036	46.516	26.843	214.7	14:18.585							
6	1:34.800		21.891	46.362	26.547	217.4	15:53.385							
7	1:34.199		21.873	46.186	26.140	216.0	17:27.584							
8	1:34.175		21.985	45.971	26.219	214.7	19:01.759							
9	1:34.109		21.827	46.099	26.183	217.4	20:35.868							
10	1:33.938		21.724	46.145	26.069	216.0	22:09.806							
11	1:33.840		21.765	46.115	25.960	214.7	23:43.646							
12	1:33.695		21.732	45.940	26.023	213.3	25:17.341							
93 Matteo QUINTARELLI ARE Saintéloc Racing Tatuus F4 T-421														
1	4:52.722	B	3:03.919	1:03.906	44.897	4:52.722								
2	5:05.217		3:45.457	51.716	28.044	9:57.939								
3	1:43.668		23.632	49.597	30.439	209.5	11:41.607							
4	1:35.621		22.789	46.742	26.090	212.7	13:17.228							
5	1:34.150		21.970	46.138	26.042	214.7	14:51.378							
6	1:33.551		21.873	45.774	25.904	214.7	16:24.929							
7	1:33.364		21.803	45.814	25.747	214.7	17:58.293							
99 Thomas STRAUVEN BEL Rodin Motorsport Tatuus F4 T-421														
1	8:57.448		7:35.692	53.140	28.616	8:57.448								
2	1:41.338		24.641	49.239	27.458	190.9	10:38.786							
3	1:35.048		22.436	46.481	26.131	213.3	12:13.834							
4	1:33.843		21.964	45.986	25.893	213.3	13:47.677							
5	1:33.125		21.764	45.574	25.787	214.7	15:20.802							
6	1:32.997		21.745	45.491	25.761	214.0	16:53.799							
7	1:32.887		21.733	45.408	25.746	214.0	18:26.686							
8	1:33.060		21.707	45.654	25.699	214.7	19:59.746							
9	1:33.038		21.763	45.578	25.697	215.3	21:32.784							
10	1:32.881		21.621	45.576	25.684	215.3	23:05.665							
11	1:33.060		21.651	45.635	25.774	216.0	24:38.725							