

F4Spain


ROUND 5 - VALENCIA

RACE 2

Sector Analysis

— Invalidated Lap ■ Personal Best ■ Session Best B Crossing the pit lane

Lap	Time	Sector 1	Sector 2	Sector 3	T.Sp	Elapsed	Lap	Time	Sector 1	Sector 2	Sector 3	T.Sp	Elapsed		
3	Griffin PEEBLES						AUS	7	Maciej GLADYSZ						POL
	MP Motorsport						Tatuus F4 T-421		KCL MP Motorsport						Tatuus F4 T-421
1	1:42.346	28.933	47.082	26.331		1:42.346	1	1:41.817	28.713	46.969	26.135		1:41.817		
2	1:35.137	21.941	46.312	26.884	214.7	3:17.483	2	1:34.011	21.907	46.132	25.972	212.7	3:15.828		
3	<u>1:34.905</u>	<u>22.472</u>	46.522	25.911	216.0	4:52.388	3	1:33.780	21.864	46.015	25.901	214.0	4:49.608		
4	1:33.797	21.836	46.050	25.911	216.0	6:26.185	4	1:33.661	21.775	46.014	25.872	215.3	6:23.269		
5	1:34.006	21.839	46.184	25.983	215.3	8:00.191	5	1:33.640	21.720	46.003	25.917	215.3	7:56.909		
6	<u>1:33.912</u>	<u>21.907</u>	46.036	25.969	215.3	9:34.103	6	1:33.693	21.775	46.054	25.864	214.7	9:30.602		
7	1:33.874	21.810	46.097	25.967	216.0	11:07.977	7	1:33.581	21.740	45.917	25.924	212.0	11:04.183		
8	1:33.837	21.769	46.089	25.979	214.7	12:41.814	8	1:33.800	21.885	46.012	25.903	215.3	12:37.983		
9	1:33.665	21.863	45.944	25.858	215.3	14:15.479	9	1:33.596	21.672	46.014	25.910	214.7	14:11.579		
10	1:33.835	21.831	46.044	25.960	214.0	15:49.314	10	<u>1:34.008</u>	<u>21.868</u>	46.122	26.018	216.7	15:45.587		
11	1:33.904	21.850	46.101	25.953	214.0	17:23.218	11	1:33.930	21.859	46.100	25.971	215.3	17:19.517		
12	1:36.222	21.846	46.111	28.265	215.3	18:59.440	12	1:36.968	21.842	46.058	29.068	216.0	18:56.485		
13	2:12.287	27.003	1:07.867	37.417	165.4	21:11.727	13	2:13.811	28.743	1:07.904	37.164	163.8	21:10.296		
14	2:21.527	30.429	1:05.076	46.022	171.1	23:33.254	14	2:22.364	30.678	1:04.965	46.721	163.4	23:32.660		
15	1:35.402	22.300	46.869	26.233	217.4	25:08.656	15	1:35.239	22.232	46.825	26.182	214.7	25:07.899		
16	1:34.551	22.084	46.399	26.068	217.4	26:43.207	16	1:34.488	21.936	46.494	26.058	216.0	26:42.387		
4	Juan COTA						ESP	8	Enzo TARNVANICHKUL						THA
	Drivex						Tatuus F4 T-421		Campos Racing						Tatuus F4 T-421
1	1:39.590	27.389	46.221	25.980		1:39.590	1	1:42.983	29.316	47.330	26.337		1:42.983		
2	1:33.889	21.914	46.010	25.965	211.4	3:13.479	2	1:35.217	22.434	46.724	26.059	218.0	3:18.200		
3	1:33.713	21.768	45.989	25.956	213.3	4:47.192	3	<u>1:35.433</u>	<u>22.044</u>	47.422	25.967	216.0	4:53.633		
4	1:33.789	21.836	46.047	25.906	212.7	6:20.981	4	1:34.111	21.931	46.181	25.999	216.7	6:27.744		
5	1:33.509	21.734	45.931	25.844	212.0	7:54.490	5	1:34.129	21.867	46.227	26.035	218.0	8:01.873		
6	1:33.517	21.831	45.950	25.736	213.3	9:28.007	6	1:33.992	21.869	46.135	25.988	216.7	9:35.865		
7	1:33.569	21.764	45.967	25.838	214.0	11:01.576	7	1:34.070	21.889	46.189	25.992	214.7	11:09.935		
8	1:33.542	21.823	45.913	25.806	212.0	12:35.118	8	1:34.033	21.897	46.216	25.920	214.0	12:43.968		
9	1:33.658	21.755	46.066	25.837	212.7	14:08.776	9	1:34.015	21.929	46.149	25.937	214.7	14:17.983		
10	1:33.606	21.800	45.903	25.903	214.0	15:42.382	10	1:34.518	22.119	46.283	26.116	214.7	15:52.501		
11	1:33.654	21.811	45.937	25.906	213.3	17:16.036	11	1:34.374	22.017	46.325	26.032	215.3	17:26.875		
12	1:37.953	21.755	46.046	30.152	213.3	18:53.989	12	1:35.124	21.894	46.413	26.817	215.3	19:01.999		
13	2:14.060	29.560	1:07.808	36.692	150.3	21:08.049	13	2:10.838	26.233	1:07.331	37.274	203.9	21:12.837		
14	2:23.456	31.113	1:05.395	46.948	151.2	23:31.505	14	2:21.176	30.590	1:05.432	45.154	158.5	23:34.013		
15	1:34.660	22.318	46.329	26.013	212.0	25:06.165	15	1:35.528	22.272	46.974	26.282	216.7	25:09.541		
16	1:34.073	21.889	46.113	26.071	213.3	26:40.238	16	<u>1:35.094</u>	<u>22.144</u>	46.760	26.190	220.1	26:44.635		
5	Reno FRANCOT						NLD	9	René LAMMERS						NLD
	GRS Team USA						Tatuus F4 T-421		MP Motorsport						Tatuus F4 T-421
1	1:48.157	32.503	48.581	27.073		1:48.157	1	1:44.731	29.958	47.943	26.830		1:44.731		
2	1:35.572	22.270	46.834	26.468	216.0	3:23.729	2	<u>1:35.072</u>	<u>22.360</u>	46.642	26.070	216.0	3:19.803		
3	1:35.211	22.179	46.865	26.167	217.4	4:58.940	3	1:35.140	21.993	46.826	26.321	218.7	4:54.943		
4	<u>1:35.146</u>	<u>22.131</u>	46.776	26.239	220.1	6:34.086	4	1:34.454	21.988	46.382	26.084	218.0	6:29.397		
5	1:35.019	22.006	46.691	26.322	217.4	8:09.105	5	1:34.103	21.875	46.258	25.970	217.4	8:03.500		
6	1:35.371	22.399	46.889	26.083	219.4	9:44.476	6	1:34.102	21.928	46.182	25.992	217.4	9:37.602		
7	1:34.298	21.792	46.397	26.109	216.0	11:18.774	7	1:34.299	21.872	46.356	26.071	217.4	11:11.901		
8	<u>1:34.239</u>	<u>21.932</u>	46.298	26.009	216.7	12:53.013	8	1:34.127	21.922	46.231	25.974	218.7	12:46.028		
9	<u>1:34.598</u>	<u>22.012</u>	46.510	26.076	215.3	14:27.611	9	1:34.188	21.894	46.232	26.062	216.7	14:20.216		
10	1:34.479	21.984	46.566	25.929	216.7	16:02.090	10	1:34.253	21.981	46.128	26.144	216.7	15:54.469		
11	1:34.822	22.063	46.591	26.168	218.0	17:36.912	11	<u>1:34.265</u>	21.907	46.252	26.106	216.7	17:28.734		
12	1:39.271	21.887	47.521	29.863	217.4	19:16.183	12	1:37.087	21.945	46.236	28.906	217.4	19:05.821		
13	2:06.321	23.716	1:03.757	38.848	198.6	21:22.504	13	2:09.272	24.395	1:07.357	37.520	203.9	21:15.093		
14	2:15.432	28.554	1:05.684	41.194	157.8	23:37.936	14	2:19.919	30.140	1:05.671	44.108	171.1	23:35.012		
15	1:36.533	22.367	47.678	26.488	217.4	25:14.469	15	1:36.171	22.443	46.999	26.729	218.7	25:11.183		
16	1:36.484	22.360	47.507	26.617	218.7	26:50.953	16	<u>1:35.000</u>	<u>22.110</u>	46.601	26.289	218.0	26:46.183		




F4Spain ROUND 5 - VALENCIA RACE 2

Sector Analysis

— Invalidated Lap ■ Personal Best ■ Session Best B Crossing the pit lane

Lap	Time	Sector 1	Sector 2	Sector 3	T.Sp	Elapsed	Lap	Time	Sector 1	Sector 2	Sector 3	T.Sp	Elapsed	
10	Lorenzo CASTILLO MEX							14	Keanu AL AZHARI ARE					
	Tecnicar Tatuus F4 T-421								MP Motorsport Tatuus F4 T-421					
1	1:49.338	33.137	49.122	27.079		1:49.338	1	1:41.028	28.279	46.518	26.231		1:41.028	
2	<u>1:36.283</u>	<u>22.998</u>	46.990	26.295	212.7	3:25.621	2	1:33.981	21.927	46.143	25.911	216.0	3:15.009	
3	1:34.826	22.156	46.382	26.288	214.0	5:00.447	3	1:33.673	21.763	45.897	26.013	217.4	4:48.682	
4	1:34.781	22.071	46.445	26.265	215.3	6:35.228	4	1:33.671	21.715	46.065	25.891	215.3	6:22.353	
5	1:34.920	22.066	46.571	26.283	214.7	8:10.148	5	1:33.755	21.854	46.083	25.818	215.3	7:56.108	
6	1:35.213	22.113	46.788	26.312	216.0	9:45.361	6	1:33.623	21.729	45.985	25.909	216.0	9:29.731	
7	1:34.914	22.044	46.524	26.346	216.0	11:20.275	7	1:33.862	21.764	46.084	26.014	216.0	11:03.593	
8	<u>1:34.878</u>	22.073	<u>46.427</u>	26.378	214.7	12:55.153	8	1:33.665	21.748	45.982	25.935	216.0	12:37.258	
9	1:34.791	22.124	46.362	26.305	214.0	14:29.944	9	1:33.804	21.812	45.985	26.007	216.0	14:11.062	
10	1:34.844	22.044	46.467	26.333	214.0	16:04.788	10	1:33.761	21.808	45.978	25.975	216.0	15:44.823	
11	1:34.889	22.040	46.498	26.351	212.7	17:39.677	11	1:33.733	21.781	46.014	25.938	215.3	17:18.556	
12	1:37.395	22.073	47.070	28.252	214.0	19:17.072	12	1:36.829	21.743	46.044	29.042	215.3	18:55.385	
13	2:06.101	23.583	1:03.807	38.711	192.5	21:23.173	13	2:14.104	29.152	1:07.888	37.064	155.7	21:09.489	
14	2:15.282	28.775	1:05.405	41.102	155.3	23:38.455	14	2:22.760	30.694	1:05.135	46.931	171.1	23:32.249	
15	1:36.508	22.417	47.589	26.502	216.0	25:14.963	15	1:35.041	22.187	46.800	26.054	216.7	25:07.290	
16	1:36.485	22.369	47.381	26.735	216.7	26:51.448	16	<u>1:34.523</u>	<u>22.085</u>	46.405	26.033	218.7	26:41.813	
11	Alexander JACOBY KGZ							18	Andrés CÁRDENAS PER					
	GRS Team USA Tatuus F4 T-421								Griffin Core by Campos Tatuus F4 T-421					
1	1:50.589	33.692	49.502	27.395		1:50.589	1	1:44.547	30.280	47.977	26.290		1:44.547	
2	<u>1:38.317</u>	<u>22.714</u>	48.849	26.754	218.0	3:28.906	2	1:34.788	22.251	46.471	26.066	212.0	3:19.335	
3	1:47.581 B	23.398	50.059	34.124	216.7	5:16.487	3	1:34.782	21.940	46.798	26.044	216.0	4:54.117	
4	2:11.172	57.716	46.976	26.480		7:27.659	4	1:34.183	21.917	46.296	25.970	215.3	6:28.300	
5	1:35.501	22.198	46.882	26.421	212.7	9:03.160	5	<u>1:34.157</u>	<u>21.925</u>	46.235	25.997	216.0	8:02.457	
6	1:34.965	22.121	46.540	26.304	212.7	10:38.125	6	<u>1:34.050</u>	<u>21.868</u>	46.261	25.921	214.7	9:36.507	
7	1:34.848	22.041	46.610	26.197	210.1	12:12.973	7	1:34.106	21.823	46.268	26.015	214.7	11:10.613	
8	1:34.864	22.126	46.558	26.180	212.0	13:47.837	8	1:34.086	21.957	46.253	25.876	214.7	12:44.699	
9	1:34.715	22.019	46.497	26.199	209.5	15:22.552	9	1:34.106	21.866	46.296	25.944	217.4	14:18.805	
10	1:35.074	22.165	46.637	26.272	212.0	16:57.626	10	1:34.372	21.905	46.370	26.097	215.3	15:53.177	
11	1:35.322	22.192	46.884	26.246	210.7	18:32.948	11	1:34.275	21.847	46.395	26.033	216.0	17:27.452	
12	1:36.194	22.181	47.346	26.667	210.1	20:09.142	12	<u>1:35.772</u>	<u>21.941</u>	46.405	27.426	215.3	19:03.224	
13	1:35.261	21.963	46.861	26.437	212.7	21:44.403	13	2:09.942	25.522	1:07.343	37.077	210.7	21:13.166	
14	1:58.492	22.230	59.346	36.916	214.0	23:42.895	14	2:21.175	30.711	1:05.646	44.818	161.9	23:34.341	
15	1:36.349	22.388	47.262	26.699	218.7	25:19.244	15	1:35.510	22.297	47.017	26.196	216.0	25:09.851	
16	1:36.718	22.762	47.548	26.408	220.8	26:55.962	16	1:35.272	22.164	46.957	26.151	219.4	26:45.123	
12	Adam AL AZHARI ARE							19	Matus RYBA SVK					
	Tecnicar Tatuus F4 T-421								Drivex Tatuus F4 T-421					
1	1:49.625	33.464	49.110	27.051		1:49.625	1	1:50.921	35.914	48.055	26.952		1:50.921	
2	<u>1:39.779</u>	23.343	<u>49.341</u>	27.095	219.4	3:29.404	2	1:38.395	22.763	48.642	26.990	220.1	3:29.316	
3	1:37.231	23.062	47.674	26.495	219.4	5:06.635	3	1:36.179	22.768	47.004	26.407	220.8	5:05.495	
4	1:35.040	21.994	46.767	26.279	217.4	6:41.675	4	1:34.457	21.852	46.464	26.141	216.0	6:39.952	
5	1:34.637	21.902	46.581	26.154	216.0	8:16.312	5	1:34.509	21.901	46.402	26.206	216.0	8:14.461	
6	<u>1:34.398</u>	<u>21.954</u>	46.296	26.148	214.7	9:50.710	6	1:34.317	21.876	46.367	26.074	216.7	9:48.778	
7	1:34.154	21.876	46.209	26.069	214.0	11:24.864	7	1:34.740	21.923	46.519	26.298	217.4	11:23.518	
8	<u>1:34.312</u>	<u>21.926</u>	46.277	26.109	214.7	12:59.176	8	1:34.985	22.127	46.652	26.206	218.7	12:58.503	
9	1:34.482	21.923	46.457	26.102	214.7	14:33.658	9	<u>1:34.718</u>	<u>22.024</u>	46.584	26.110	218.7	14:33.221	
10	1:34.724	21.974	46.579	26.171	216.7	16:08.382	10	1:35.205	22.072	46.574	26.559	219.4	16:08.426	
11	1:35.924	22.920	46.629	26.375	214.0	17:44.306	11	<u>1:35.584</u>	22.645	46.630	26.309	216.7	17:44.010	
12	1:38.375	22.184	48.482	27.709	218.0	19:22.681	12	<u>1:38.235</u>	<u>22.415</u>	47.778	28.042	215.3	19:22.245	
13	2:01.989	23.358	1:00.787	37.844	216.0	21:24.670	13	2:02.097	23.493	1:00.594	38.010	203.3	21:24.342	
14	2:15.192	29.796	1:05.689	39.707	141.1	23:39.862	14	2:15.406	29.578	1:05.805	40.023	142.2	23:39.748	
15	1:36.978	22.659	47.757	26.562	220.8	25:16.840	15	1:44.174	22.426	55.078	26.670	218.7	25:23.922	
16	1:35.387	22.069	47.130	26.188	216.0	26:52.227	16	1:34.802	22.005	46.613	26.184	216.0	26:58.724	



F4Spain


ROUND 5 - VALENCIA

RACE 2

Sector Analysis

— Invalidated Lap ■ Personal Best ■ Session Best B Crossing the pit lane

Lap	Time	Sector 1	Sector 2	Sector 3	T.Sp	Elapsed	Lap	Time	Sector 1	Sector 2	Sector 3	T.Sp	Elapsed	
21	Yevan DAVID (LKA)							24	Ernesto RIVERA (MEX)					
	Saintéloc Racing (Tatuus F4 T-421)								Griffin Core by Campos (Tatuus F4 T-421)					
1	1:49.498	33.988	48.740	26.770		1:49.498	1	1:43.233	29.648	47.299	26.286		1:43.233	
2	<u>1:37.439</u>	22.942	<u>48.241</u>	26.256	218.0	3:26.937	2	<u>1:34.514</u>	<u>21.961</u>	46.493	26.060	219.4	3:17.747	
3	<u>1:34.943</u>	21.956	<u>46.732</u>	26.255	216.7	5:01.880	3	1:35.161	22.198	47.042	25.921	218.0	4:52.908	
4	1:35.028	21.960	46.861	26.207	215.3	6:36.908	4	1:33.772	21.798	46.174	25.800	218.0	6:26.680	
5	1:34.594	21.891	46.505	26.198	215.3	8:11.502	5	1:33.935	21.830	46.219	25.886	218.7	8:00.615	
6	1:35.029	21.952	46.839	26.238	215.3	9:46.531	6	<u>1:34.038</u>	<u>21.928</u>	<u>46.223</u>	25.887	218.7	9:34.653	
7	1:35.175	22.071	46.744	26.360	215.3	11:21.706	7	1:33.761	21.724	46.063	25.974	217.4	11:08.414	
8	1:35.291	22.050	46.821	26.420	214.7	12:56.997	8	1:33.975	21.869	46.223	25.883	218.0	12:42.389	
9	1:34.918	21.892	46.814	26.212	214.7	14:31.915	9	<u>1:34.077</u>	21.746	<u>46.320</u>	26.011	218.0	14:16.466	
10	1:35.369	21.974	47.056	26.339	215.3	16:07.284	10	1:33.937	21.785	46.115	26.037	215.3	15:50.403	
11	1:35.541	22.219	46.884	26.438	213.3	17:42.825	11	1:33.993	21.914	46.073	26.006	216.0	17:24.396	
12	1:36.736	22.232	47.535	26.969	214.0	19:19.561	12	1:36.262	21.921	46.335	28.006	215.3	19:00.658	
13	2:04.153	23.473	1:01.919	38.761	215.3	21:23.714	13	2:11.892	26.953	1:07.424	37.515	185.8	21:12.550	
14	2:15.099	28.857	1:05.682	40.560	161.5	23:38.813	14	2:21.115	30.443	1:05.108	45.564	160.7	23:33.665	
15	1:36.738	22.462	47.794	26.482	216.7	25:15.551	15	1:35.278	22.218	46.929	26.131	218.7	25:08.943	
16	<u>1:36.612</u>	22.372	47.725	<u>26.515</u>	216.7	26:52.163	16	1:35.364	22.299	46.892	26.173	220.1	26:44.307	
22	Peter BOUZINELOS (AUS)							27	Lucas FLUXÁ (ESP)					
	Rodin Motorsport (Tatuus F4 T-421)								KCL MP Motorsport (Tatuus F4 T-421)					
1	1:46.870	31.511	48.302	27.057		1:46.870	1	1:45.570	30.796	47.923	26.851		1:45.570	
2	<u>1:35.867</u>	<u>22.208</u>	47.166	26.493	216.0	3:22.737	2	1:35.271	22.243	46.776	26.252	214.7	3:20.841	
3	1:34.770	21.934	46.540	26.296	217.4	4:57.507	3	1:34.859	22.039	46.493	26.327	217.4	4:55.700	
4	1:35.114	21.904	46.657	26.553	215.3	6:32.621	4	1:34.397	21.924	46.405	26.068	217.4	6:30.097	
5	1:34.543	21.777	46.743	26.023	215.3	8:07.164	5	1:34.353	21.900	46.462	25.991	218.7	8:04.450	
6	1:34.001	21.835	46.187	25.979	214.0	9:41.165	6	1:34.259	21.898	46.330	26.031	218.7	9:38.709	
7	1:34.190	21.807	46.236	26.147	214.7	11:15.355	7	1:34.255	21.873	46.290	26.092	217.4	11:12.964	
8	1:34.184	21.860	46.194	26.130	215.3	12:49.539	8	1:34.175	21.843	46.295	26.037	217.4	12:47.139	
9	1:34.235	21.872	46.318	26.045	215.3	14:23.774	9	1:34.221	21.812	46.418	25.991	218.0	14:21.360	
10	1:34.592	22.032	46.470	26.090	216.7	15:58.366	10	1:34.224	21.777	46.366	26.081	217.4	15:55.584	
11	1:34.417	21.882	46.384	26.151	216.7	17:32.783	11	1:34.154	21.888	46.267	25.999	217.4	17:29.738	
12	1:37.538	21.980	46.886	26.672	216.7	19:10.321	12	1:37.555	21.789	46.501	29.265	218.0	19:07.293	
13	2:08.162	24.088	1:05.863	38.211	191.5	21:18.483	13	2:08.804	24.354	1:06.970	37.480	193.6	21:16.097	
14	2:17.997	29.648	1:05.611	42.738	175.9	23:36.480	14	2:19.443	30.079	1:05.821	43.543	183.3	23:35.540	
15	<u>1:36.317</u>	<u>22.680</u>	47.189	26.448	219.4	25:12.797	15	1:35.996	22.355	47.395	26.246	218.0	25:11.536	
16	<u>1:36.233</u>	<u>22.967</u>	<u>46.929</u>	26.337	218.0	26:49.030	16	<u>1:35.595</u>	<u>22.240</u>	47.235	26.120	222.3	26:47.131	
23	Jan PRZYROWSKI (POL)							28	Nerea MARTÍ (ESP)					
	Griffin Core by Campos (Tatuus F4 T-421)								GRS Team USA (Tatuus F4 T-421)					
1	2:03.361	50.792	46.525	26.044		2:03.361	1	2:07.489	52.719	47.858	26.912		2:07.489	
2	1:33.944	21.892	46.063	25.989	214.0	3:37.305	2	1:35.383	22.234	46.738	26.411	212.7	3:42.872	
3	1:34.166	21.950	46.135	26.081	214.0	5:11.471	3	1:35.055	22.179	46.693	26.183	214.0	5:17.927	
4	1:33.889	21.841	46.020	26.028	214.7	6:45.360	4	1:34.691	22.007	46.385	26.299	215.3	6:52.618	
5	1:34.003	21.779	46.174	26.050	214.0	8:19.363	5	1:34.483	22.019	46.298	26.166	213.3	8:27.101	
6	1:34.235	21.866	46.371	25.998	215.3	9:53.598	6	1:34.423	21.961	46.165	26.297	216.0	10:01.524	
7	1:35.051	21.952	46.744	26.355	215.3	11:28.649	7	1:34.512	21.965	46.209	26.338	213.3	11:36.036	
8	1:34.060	21.799	46.279	25.982	216.0	13:02.709	8	1:34.484	21.913	46.250	26.321	212.0	13:10.520	
9	1:34.127	21.957	46.214	25.956	217.4	14:36.836	9	1:34.356	21.861	46.258	26.237	213.3	14:44.876	
10	1:34.366	21.885	46.465	26.016	216.0	16:11.202	10	1:34.689	22.019	46.388	26.282	216.7	16:19.565	
11	1:33.855	21.770	46.182	25.903	216.0	17:45.057	11	1:34.414	21.962	46.247	26.205	216.7	17:53.979	
12	1:38.661	21.873	48.585	28.203	216.7	19:23.718	12	1:37.141	21.980	47.625	27.536	217.4	19:31.120	
13	2:02.120	23.205	1:00.569	38.346	210.1	21:25.838	13	1:58.790	22.893	57.987	37.910	213.3	21:29.910	
14	2:14.235	29.015	1:06.072	39.148	133.4	23:40.073	14	2:12.679	28.442	1:07.309	36.928	113.9	23:42.589	
15	1:36.102	22.516	47.281	26.305	219.4	25:16.175	15	1:36.454	22.324	47.081	27.049	220.1	25:19.043	
16	<u>1:35.129</u>	22.043	46.866	<u>26.220</u>	216.7	26:51.304	16	<u>1:37.300</u>	<u>23.218</u>	47.611	26.471	219.4	26:56.343	



F4Spain


ROUND 5 - VALENCIA

RACE 2

Sector Analysis

— Invalidated Lap ■ Personal Best ■ Session Best B Crossing the pit lane

Lap	Time	Sector 1	Sector 2	Sector 3	T.Sp	Elapsed	Lap	Time	Sector 1	Sector 2	Sector 3	T.Sp	Elapsed	
29	Gino TRAPPA ARG							35	Adam HIDEG HUN					
	DXR Tatuus F4 T-421								CRAM Motorsport Tatuus F4 T-421					
1	1:51.363	37.516	47.200	26.647		1:51.363	1	1:55.875	42.943	46.675	26.257		1:55.875	
2	1:39.288	22.875	49.614	26.799	215.3	3:30.651	2	1:35.033	21.993	46.715	26.325	215.3	3:30.908	
3	1:37.824	22.645	48.594	26.585	216.0	5:08.475	3	1:37.400	22.561	47.713	27.126	218.7	5:08.308	
4	1:35.437	22.356	46.783	26.298	219.4	6:43.912	4	1:34.770	22.104	46.524	26.142	217.4	6:43.078	
5	1:34.698	21.909	46.607	26.182	214.7	8:18.610	5	1:34.716	21.930	46.609	26.177	216.7	8:17.794	
6	1:35.370	21.957	46.676	26.737	215.3	9:53.980	6	1:35.237	22.158	46.769	26.310	220.1	9:53.031	
7	1:35.150	21.962	46.766	26.422	216.0	11:29.130	7	1:35.748	22.078	46.920	26.750	218.0	11:28.779	
8	1:35.338	22.202	46.818	26.318	217.4	13:04.468	8	1:34.946	22.209	46.663	26.074	216.7	13:03.725	
9	1:35.434	22.131	46.938	26.365	214.0	14:39.902	9	1:35.115	22.092	46.756	26.267	216.0	14:38.840	
10	1:35.061	22.077	46.674	26.310	214.7	16:14.963	10	1:34.963	21.950	46.740	26.273	216.0	16:13.803	
11	1:35.217	22.075	46.668	26.474	214.0	17:50.180	11	1:34.870	22.045	46.621	26.204	215.3	17:48.673	
12	1:38.699	21.952	48.346	28.401	213.3	19:28.879	12	1:39.329	22.013	48.832	28.484	216.0	19:28.002	
13	2:00.222	22.507	59.749	37.966	213.3	21:29.101	13	2:00.384	22.692	59.746	37.946	214.0	21:28.386	
14	2:13.066	28.740	1:07.322	37.004	103.0	23:42.167	14	2:13.205	28.865	1:07.033	37.307	103.6	23:41.591	
15	1:36.679	22.287	47.189	27.203	216.0	25:18.846	15	1:36.978	22.259	47.476	27.243	218.0	25:18.569	
16	1:36.571	22.876	47.392	26.303	220.1	26:55.417	16	1:35.563	22.319	46.745	26.499	216.7	26:54.132	
32	Wiktor DOBRZANSKI POL							37	Filippo FIORENTINO BRA					
	Tecnicar Tatuus F4 T-421								CRAM Motorsport Tatuus F4 T-421					
1	1:49.431	32.871	49.005	27.555		1:49.431	1	1:47.634	32.163	48.731	26.740		1:47.634	
2	1:38.212	23.428	48.177	26.607	207.6	3:27.643	2	1:35.711	22.446	46.795	26.470	220.8	3:23.345	
3	1:35.721	22.446	46.864	26.411	216.0	5:03.364	3	1:35.338	22.254	46.816	26.268	222.3	4:58.683	
4	1:34.957	22.023	46.582	26.352	215.3	6:38.321	4	1:35.078	22.142	46.517	26.419	218.7	6:33.761	
5	1:34.816	21.989	46.593	26.234	214.0	8:13.137	5	1:35.218	22.032	46.770	26.416	218.7	8:08.979	
6	1:35.063	22.046	46.711	26.306	214.0	9:48.200	6	1:34.696	22.171	46.402	26.123	217.4	9:43.675	
7	1:34.926	21.976	46.637	26.313	213.3	11:23.126	7	1:34.490	21.841	46.500	26.149	216.7	11:18.165	
8	1:35.022	22.000	46.695	26.327	213.3	12:58.148	8	1:34.400	21.849	46.425	26.126	215.3	12:52.565	
9	1:34.769	21.888	46.606	26.275	213.3	14:32.917	9	1:34.579	21.865	46.625	26.089	215.3	14:27.144	
10	1:34.824	21.910	46.638	26.276	213.3	16:07.741	10	1:34.612	21.974	46.474	26.164	214.7	16:01.756	
11	1:35.383	22.145	46.933	26.305	214.7	17:43.124	11	1:34.597	21.929	46.620	26.048	214.7	17:36.353	
12	1:37.665	22.123	47.919	27.623	218.0	19:20.789	12	1:38.596	22.054	46.996	29.546	216.0	19:14.949	
13	2:03.277	23.125	1:01.596	38.556	208.8	21:24.066	13	2:06.759	23.005	1:04.689	39.065	206.3	21:21.708	
14	2:15.291	29.246	1:05.603	40.442	148.3	23:39.357	14	2:15.785	28.604	1:05.911	41.270	160.4	23:37.493	
15	1:37.479	22.437	47.689	27.353	215.3	25:16.836	15	1:36.635	22.550	47.664	26.421	219.4	25:14.128	
16	1:36.324	22.638	47.158	26.528	203.3	26:53.160	16	1:36.637	22.444	47.575	26.618	217.4	26:50.765	
33	Oscar WURZ AUT							46	Nathan TYE GBR					
	Drivex Tatuus F4 T-421								Campos Racing Tatuus F4 T-421					
1	1:46.104	31.276	48.242	26.586		1:46.104	1	1:47.205	32.457	48.184	26.564		1:47.205	
2	1:35.522	22.393	46.976	26.153	214.7	3:21.626	2	1:35.064	22.209	46.671	26.184	217.4	3:22.269	
3	1:34.709	22.035	46.574	26.100	217.4	4:56.335	3	1:34.605	22.011	46.539	26.055	216.0	4:56.874	
4	1:36.804	22.042	47.640	27.122	218.0	6:33.139	4	1:34.778	21.990	46.727	26.061	217.4	6:31.652	
5	1:34.565	21.752	46.757	26.056	216.7	8:07.704	5	1:34.262	21.968	46.313	25.981	216.7	8:05.914	
6	1:34.285	21.764	46.532	25.989	217.4	9:41.989	6	1:34.290	21.939	46.431	25.920	216.7	9:40.204	
7	1:34.209	21.783	46.350	26.076	217.4	11:16.198	7	1:34.276	21.917	46.327	26.032	216.0	11:14.480	
8	1:34.376	21.807	46.423	26.146	215.3	12:50.574	8	1:34.322	21.914	46.368	26.040	215.3	12:48.802	
9	1:34.079	21.677	46.409	25.993	216.0	14:24.653	9	1:34.483	22.052	46.429	26.002	216.0	14:23.285	
10	1:34.464	21.877	46.531	26.056	216.0	15:59.117	10	1:34.468	22.089	46.364	26.015	216.7	15:57.753	
11	1:34.195	21.714	46.413	26.068	216.7	17:33.312	11	1:34.587	22.001	46.478	26.108	214.7	17:32.340	
12	1:38.968	22.294	47.021	29.653	216.7	19:12.280	12	1:37.553	22.094	46.615	28.844	215.3	19:09.893	
13	2:07.331	23.565	1:05.090	38.676	199.2	21:19.611	13	2:08.034	23.800	1:06.035	38.199	199.2	21:17.927	
14	2:17.318	29.376	1:05.706	42.236	170.7	23:36.929	14	2:18.403	29.530	1:05.573	43.300	188.3	23:36.330	
15	1:36.161	22.528	47.439	26.194	216.0	25:13.090	15	1:36.094	22.535	47.244	26.315	216.0	25:12.424	
16	1:36.472	23.001	47.147	26.324	217.4	26:49.562	16	1:36.200	23.021	46.920	26.259	215.3	26:48.624	



F4Spain


ROUND 5 - VALENCIA

RACE 2

Sector Analysis

— Invalidated Lap ■ Personal Best ■ Session Best B Crossing the pit lane

Lap	Time	Sector 1	Sector 2	Sector 3	T.Sp	Elapsed	Lap	Time	Sector 1	Sector 2	Sector 3	T.Sp	Elapsed		
48	James EGOZI	USA						69	Maximiliano RESTREPO	COL					
	Campos Racing	Tatuus F4 T-421							Saintéloc Racing	Tatuus F4 T-421					
1	1:44.822	30.507	48.035	26.280		1:44.822	1	1:49.291	32.474	49.111	27.706		1:49.291		
2	1:35.582	22.518	47.041	26.023	218.0	3:20.404	2	1:39.495	23.072	49.394	27.029	209.5	3:28.786		
3	1:34.939	21.916	46.649	26.374	216.7	4:55.343	3	1:45.880 B	22.932	48.581	34.367	210.7	5:14.666		
4	1:34.449	21.931	46.499	26.019	217.4	6:29.792									
5	1:34.339	21.915	46.325	26.099	216.7	8:04.131									
6	1:34.107	21.828	46.282	25.997	216.0	9:38.238									
7	1:34.335	21.879	46.357	26.099	214.7	11:12.573									
8	1:34.153	21.859	46.284	26.010	218.0	12:46.726									
9	1:34.185	21.862	46.335	25.988	214.0	14:20.911									
10	1:34.148	21.864	46.234	26.050	214.7	15:55.059									
11	1:34.174	21.902	46.276	25.996	218.0	17:29.233									
12	1:37.348	21.911	46.457	28.980	218.0	19:06.581									
13	2:08.878	24.495	1:06.928	37.455	199.2	21:15.459									
14	2:19.784	30.299	1:05.718	43.767	164.6	23:35.243									
15	1:36.133	22.504	47.259	26.370	220.1	25:11.376									
16	1:35.375	22.302	46.929	26.144	219.4	26:46.751									
50	Tim GERHARDS	NLD						71	Mattia COLNAGHI	ITA					
	Monlau Motorsport	Tatuus F4 T-421							KCL MP Motorsport	Tatuus F4 T-421					
1	1:45.537	31.022	48.115	26.400		1:45.537	1	1:40.460	27.791	46.525	26.144		1:40.460		
2	1:35.740	22.676	46.810	26.254	211.4	3:21.277	2	1:34.005	21.930	46.137	25.938	214.7	3:14.465		
3	1:34.672	22.072	46.511	26.089	216.7	4:55.949	3	1:33.502	21.767	45.918	25.817	216.0	4:47.967		
4	1:34.987	22.265	46.664	26.058	218.0	6:30.936	4	1:33.570	21.756	45.990	25.824	216.7	6:21.537		
5	1:34.341	21.909	46.497	25.935	215.3	8:05.277	5	1:33.630	21.738	45.969	25.923	216.7	7:55.167		
6	1:34.336	21.872	46.384	26.080	215.3	9:39.613	6	1:33.694	21.778	46.064	25.852	216.7	9:28.861		
7	1:34.183	21.875	46.236	26.072	214.7	11:13.796	7	1:33.531	21.707	45.998	25.826	216.7	11:02.392		
8	1:34.494	21.897	46.489	26.108	214.7	12:48.290	8	1:33.646	21.755	46.014	25.877	216.7	12:36.038		
9	1:34.313	21.861	46.387	26.065	215.3	14:22.603	9	1:33.600	21.708	45.959	25.933	216.0	14:09.638		
10	1:34.378	22.006	46.390	25.982	214.0	15:56.981	10	1:33.600	21.784	45.997	25.819	216.7	15:43.238		
11	1:34.296	21.881	46.307	26.108	214.7	17:31.277	11	1:33.764	21.770	46.094	25.900	216.7	17:17.002		
12	1:36.809	21.969	46.402	28.438	214.0	19:08.086	12	1:37.450	21.744	46.179	29.527	216.7	18:54.452		
13	2:09.436	24.225	1:06.926	38.285	206.9	21:17.522	13	2:14.476	29.496	1:07.981	36.999	147.1	21:08.928		
14	2:18.363	29.465	1:05.592	43.306	189.4	23:35.885	14	2:22.826	30.807	1:05.223	46.796	164.6	23:31.754		
15	1:36.647	22.387	47.544	26.716	217.4	25:12.532	15	1:35.073	22.401	46.744	25.928	218.7	25:06.827		
							16	1:34.227	21.879	46.322	26.026	217.4	26:41.054		
55	Alex NINOVIC	AUS						74	Eloi GONZALEZ	ESP					
	Rodin Motorsport	Tatuus F4 T-421							Monlau Motorsport	Tatuus F4 T-421					
1	1:50.018	34.099	48.800	27.119		1:50.018	1	1:51.235	33.768	49.902	27.565		1:51.235		
2	1:36.310	22.745	47.363	26.202	218.0	3:26.328	2	1:38.912	22.962	48.315	27.635	217.4	3:30.147		
							3	1:36.951	22.632	47.690	26.629	216.7	5:07.098		
							4	1:34.944	22.009	46.585	26.350	215.3	6:42.042		
							5	1:35.150	22.030	46.563	26.557	217.4	8:17.192		
							6	1:35.132	22.149	46.695	26.288	217.4	9:52.324		
							7	1:35.058	22.112	46.655	26.291	214.7	11:27.382		
							8	1:34.924	21.976	46.495	26.453	214.0	13:02.306		
							9	1:35.574	22.538	46.779	26.257	214.0	14:37.880		
							10	1:34.906	22.020	46.662	26.224	214.0	16:12.786		
							11	1:34.859	21.979	46.507	26.373	215.3	17:47.645		
							12	1:37.541	22.082	47.842	27.617	214.7	19:25.186		
							13	2:01.894	22.978	1:00.813	38.103	213.3	21:27.080		
							14	2:13.826	29.069	1:06.490	38.267	125.0	23:40.906		
							15	1:36.611	22.286	47.827	26.498	215.3	25:17.517		
							16	1:36.207	22.433	47.455	26.319	219.4	26:53.724		
66	Francisco MACEDO	PRT						77	Lenny RIED	DEU					
	DXR	Tatuus F4 T-421							Monlau Motorsport	Tatuus F4 T-421					
1	1:48.661	30.269	49.435	28.957		1:48.661	1	1:52.191	38.516	47.319	26.356		1:52.191		
2	1:35.357	22.133	46.928	26.296	217.4	3:24.018	2	1:37.598	22.346	48.249	27.003	214.7	3:29.789		
3	1:35.492	22.188	46.926	26.378	219.4	4:59.510	3	1:36.498	22.695	47.419	26.384	216.7	5:06.287		
4	1:34.951	21.881	46.804	26.266	216.7	6:34.461	4	1:34.929	21.992	46.741	26.196	215.3	6:41.216		
5	1:34.996	21.881	46.852	26.263	218.7	8:09.457	5	1:35.590	21.953	47.183	26.454	214.0	8:16.806		
6	1:35.368	22.194	46.959	26.215	218.7	9:44.825	6	1:34.970	22.064	46.655	26.251	216.0	9:51.776		
7	1:34.478	22.066	46.421	25.991	218.7	11:19.303	7	1:34.721	22.001	46.533	26.187	214.0	11:26.497		
8	1:34.261	21.814	46.363	26.084	218.0	12:53.564	8	1:34.872	22.014	46.684	26.174	213.3	13:01.369		
9	1:34.462	21.844	46.491	26.127	217.4	14:28.026	9	1:34.987	22.001	46.806	26.180	213.3	14:36.356		
10	1:35.270	21.846	46.728	26.696	218.7	16:03.296	10	1:35.572	22.012	47.219	26.341	213.3	16:11.928		
11	1:34.290	21.909	46.309	26.072	216.0	17:37.586									



F4Spain

ROUND 5 - VALENCIA

RACE 2

Sector Analysis

— Invalidated Lap ■ Personal Best ■ Session Best B Crossing the pit lane

Lap	Time	Sector 1	Sector 2	Sector 3	T.Sp	Elapsed	Lap	Time	Sector 1	Sector 2	Sector 3	T.Sp	Elapsed
11	1:35.073	22.024	46.848	26.201	214.7	17:47.001	11	1:34.707	22.117	46.339	26.251	214.7	17:35.217
12	1:37.270	22.073	47.586	27.611	214.0	19:24.271	12	1:38.645	22.040	46.879	29.726	212.7	19:13.862
13	2:02.354	23.320	1:00.553	38.481	208.8	21:26.625	13	2:07.001	23.263	1:04.632	39.106	203.3	21:20.863
14	2:13.813	28.919	1:05.899	38.995	126.4	23:40.438	14	2:16.386	29.024	1:05.655	41.707	159.3	23:37.249
15	1:36.825	22.424	47.891	26.510	216.7	25:17.263	15	1:36.514	22.642	47.448	26.424	217.4	25:13.763
16	1:36.175	22.388	47.425	26.362	217.4	26:53.438	16	<u>1:36.262</u>	<u>22.441</u>	47.450	26.371	216.0	26:50.025

78 Gabriel GÓMEZ		ITA										
TC Racing		Tatuus F4 T-421										
1	1:42.714	29.092	47.264	26.358		1:42.714						
2	1:34.645	22.067	46.482	26.096	215.3	3:17.359						
3	1:34.317	22.137	46.239	25.941	215.3	4:51.676						
4	1:33.884	21.867	46.079	25.938	212.0	6:25.560						
5	1:33.711	21.766	46.037	25.908	213.3	7:59.271						
6	1:33.783	21.820	46.055	25.908	215.3	9:33.054						
7	1:33.667	21.815	46.025	25.827	214.0	11:06.721						
8	1:33.726	21.767	46.051	25.908	213.3	12:40.447						
9	1:33.924	21.811	46.113	26.000	212.7	14:14.371						
10	1:33.854	21.797	46.100	25.957	212.7	15:48.225						
11	1:33.931	21.862	46.153	25.916	213.3	17:22.156						
12	1:35.515	21.795	46.093	27.627	214.0	18:57.671						
13	2:13.356	28.278	1:07.900	37.178	167.8	21:11.027						
14	2:21.991	30.515	1:05.196	46.280	159.3	23:33.018						
15	<u>1:35.263</u>	<u>22.133</u>	47.000	26.130	214.0	25:08.281						
16	1:35.649	22.697	46.791	26.161	218.0	26:43.930						

99 Thomas STRAUVEN		BEL										
Rodin Motorsport		Tatuus F4 T-421										
1	1:43.683	29.908	47.591	26.184		1:43.683						
2	1:34.894	22.032	46.783	26.079	218.7	3:18.577						
3	1:35.990	22.062	47.750	26.178	218.7	4:54.567						
4	<u>1:34.311</u>	<u>22.051</u>	46.283	25.977	218.0	6:28.878						
5	1:33.962	21.897	46.219	25.846	217.4	8:02.840						
6	1:34.222	21.988	46.337	25.897	219.4	9:37.062						
7	<u>1:34.425</u>	<u>22.159</u>	46.267	25.999	218.0	11:11.487						
8	1:34.047	21.873	46.191	25.983	217.4	12:45.534						
9	1:34.222	21.940	46.268	26.014	216.7	14:19.756						
10	1:34.057	21.842	46.167	26.048	216.7	15:53.813						
11	1:34.286	21.965	46.362	25.959	217.4	17:28.099						
12	1:36.061	22.000	46.331	27.730	216.7	19:04.160						
13	2:09.562	25.200	1:07.382	36.980	205.1	21:13.722						
14	2:21.004	30.789	1:05.641	44.574	156.0	23:34.726						
15	1:36.066	22.322	47.311	26.433	214.7	25:10.792						
16	1:35.140	22.059	46.704	26.377	214.7	26:45.932						

88 Cristian CANTÚ		MEX										
TC Racing		Tatuus F4 T-421										
1	1:50.769	34.559	48.879	27.331		1:50.769						
2	<u>1:39.604</u>	<u>23.155</u>	49.053	27.396	217.4	3:30.373						
3	1:37.687	22.776	47.862	27.049	220.8	5:08.060						
4	1:34.590	22.009	46.346	26.235	214.7	6:42.650						
5	1:34.942	22.058	46.592	26.292	216.0	8:17.592						
6	1:35.070	22.109	46.716	26.245	218.0	9:52.662						
7	<u>1:35.365</u>	22.197	<u>46.891</u>	26.277	220.8	11:28.027						
8	1:35.301	21.979	47.082	26.240	213.3	13:03.328						
9	1:34.963	22.019	46.741	26.203	216.0	14:38.291						
10	1:35.010	21.950	46.735	26.325	218.7	16:13.301						
11	1:34.920	22.156	46.493	26.271	215.3	17:48.221						
12	1:38.076	22.016	47.594	28.466	216.7	19:26.297						
13	2:01.382	22.634	1:00.521	38.227	215.3	21:27.679						
14	2:13.628	28.900	1:07.263	37.465	131.4	23:41.307						
15	1:37.354	22.322	47.724	27.308	216.0	25:18.661						
16	<u>1:36.366</u>	<u>22.819</u>	47.012	26.535	216.7	26:55.027						

93 Matteo QUINTARELLI		ARE										
Saintéloc Racing		Tatuus F4 T-421										
1	1:47.430	31.927	48.370	27.133		1:47.430						
2	1:35.766	22.406	46.802	26.558	218.7	3:23.196						
3	1:34.949	22.198	46.695	26.056	216.7	4:58.145						
4	1:35.309	22.066	46.578	26.665	216.0	6:33.454						
5	1:34.922	21.972	46.828	26.122	217.4	8:08.376						
6	<u>1:34.405</u>	<u>21.904</u>	46.411	26.090	216.0	9:42.781						
7	1:34.410	22.003	46.342	26.065	215.3	11:17.191						
8	1:34.539	22.054	46.480	26.005	214.7	12:51.730						
9	1:34.478	22.051	46.356	26.071	214.7	14:26.208						
10	1:34.302	21.905	46.408	25.989	214.7	16:00.510						