

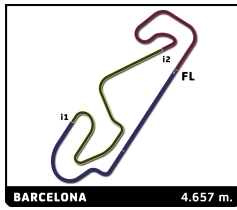
Eurocup3

ROUND 8 - BARCELONA

FREE PRACTICE

Sector Analysis

_ Invalidated Lap							■ Personal Best							■ Session Best							■ Crossing the pit lane																																																																																													
Lap	Time	Sector 1	Sector 2	Sector 3	T.Sp	Elapsed	Lap	Time	Sector 1	Sector 2	Sector 3	T.Sp	Elapsed	Lap	Time	Sector 1	Sector 2	Sector 3	T.Sp	Elapsed	Lap	Time	Sector 1	Sector 2	Sector 3	T.Sp	Elapsed																																																																																							
2	Noah LISLE						GBR	16	1:37.764	29.138	39.470	29.156	237.9	36:53.357	17	1:38.126	29.054	39.667	29.405	238.9	38:31.483	18	1:48.760 B	29.115	39.556	40.089	238.4	40:20.243																																																																																						
Campos Racing Tatuus T-318							5 Valentin KLUSS DEU							Campos Racing Tatuus T-318																																																																																																				
1	2:36.086	1:07.996	51.224	36.866	138.9	2:36.086	1	2:32.542	1:03.531	50.693	38.318	125.7	2:32.542	2	1:59.378	37.414	46.960	35.004	165.0	4:31.920	3	2:18.968 B	36.523	48.462	53.983	139.9	6:50.888	4	15:17.570	...	48.423	34.956	166.2	22:08.458	5	1:46.047	32.989	42.065	30.993	198.8	23:54.505	6	1:41.148	29.969	41.027	30.152	234.3	25:35.653	7	1:38.797	29.553	39.852	29.392	235.8	27:14.450	8	1:38.941	29.199	39.583	30.159	234.8	28:53.391	9	1:54.332	34.974	44.302	35.056	199.9	30:47.723	10	1:38.390	29.193	39.640	29.557	235.8	32:26.113	11	1:38.200	29.100	39.735	29.365	238.9	34:04.313	12	1:38.462	29.082	39.917	29.463	236.3	35:42.775	13	1:47.920	29.246	48.521	30.153	236.3	37:30.695	14	1:38.811	29.288	39.793	29.730	236.9	39:09.506	15	1:38.219	29.199	39.671	29.349	233.8	40:47.725			
3	Javier SAGRERA						ESP	6 Bruno DEL PINO ESP							MP Motorsport Tatuus T-318																																																																																																			
MP Motorsport Tatuus T-318							MP Motorsport Tatuus T-318							MP Motorsport Tatuus T-318																																																																																																				
1	3:49.253	2:23.594	49.100	36.559	144.0	3:49.253	1	4:07.279	2:45.452	46.830	34.997	155.3	4:07.279	2	1:49.233	33.904	42.568	32.761	194.1	5:56.512	3	2:18.071 B	34.094	52.053	51.924	195.2	7:59.337	4	6:16.838	4:59.741	43.431	33.666	14:16.175	5	1:39.858	29.861	39.971	30.026	235.8	15:56.033	6	1:37.969	29.283	39.320	29.366	236.3	17:34.002	7	1:48.697 B	29.230	39.380	40.087	236.9	19:22.699	8	2:18.734 B	1:02.102	39.460	37.172	21:41.433	9	6:45.966	5:26.296	46.818	32.852	28:27.399	10	1:46.811	34.673	41.665	30.473	197.7	30:14.210	11	1:38.354	29.531	39.574	29.249	236.3	31:52.564	12	1:38.757	30.377	39.433	28.947	33:31.321	13	1:37.142	28.982	39.106	29.054	235.3	35:08.463	14	1:36.950	29.002	38.997	28.951	235.3	36:45.413	15	1:37.201	28.988	39.131	29.082	237.4	38:22.614	16	1:37.357	29.056	39.217	29.084	236.9	39:59.971
4	Everett STACK						USA	7 Nikita BEDRIN							Drivex Tatuus T-318																																																																																																			
Palou Motorsport Tatuus T-318							Drivex Tatuus T-318							Drivex Tatuus T-318																																																																																																				
1	2:08.164	48.120	45.683	34.361	170.7	2:08.164	1	2:47.417	1:20.894	50.540	35.983	123.0	2:47.417	2	1:49.523	33.142	43.246	33.135	233.3	3:57.687	3	1:43.721	30.619	41.468	31.634	234.3	5:41.408	4	2:15.025 B	30.074	53.847	51.104	236.3	7:56.433	5	6:50.995	5:29.946	47.470	33.579	177.4	14:47.428	6	1:42.253	30.200	41.323	30.730	235.8	16:29.681	7	1:40.397	29.671	40.359	30.367	233.8	18:10.078	8	1:39.466	29.396	39.948	30.122	238.4	19:49.544	9	1:48.934 B	29.237	39.965	39.732	238.9	21:38.478	10	5:19.677	4:00.236	46.659	32.782	161.8	26:58.155	11	1:44.376	31.519	42.398	30.459	185.5	28:42.531	12	1:39.335	29.521	40.228	29.586	237.4	30:21.866	13	1:38.038	29.133	39.693	29.212	238.4	31:59.904	14	1:37.859	29.026	39.502	29.331	240.0	33:37.763	15	1:37.830	29.063	39.647	29.120	238.4	35:15.593			



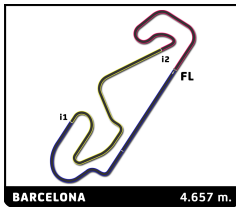
Eurocup3

ROUND 8 - BARCELONA

FREE PRACTICE

Sector Analysis

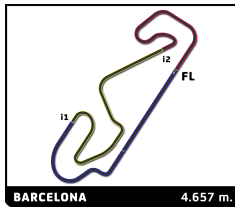
_ Invalidated Lap							■ Personal Best		■ Session Best		■ Crossing the pit lane								
Lap	Time	Sector 1	Sector 2	Sector 3	T.Spd	Elapsed	Lap	Time	Sector 1	Sector 2	Sector 3	T.Spd	Elapsed						
10	1:45.428	31.238	42.560	31.630	231.3	29:17.330	6	1:39.559	29.707	39.932	29.920	234.3	15:57.881						
11	1:41.937	29.698	40.669	31.570	234.8	30:59.267	7	1:38.233	29.142	39.363	29.728	233.8	17:36.114						
12	1:38.497	29.249	39.373	29.875	235.3	32:37.764	8	1:37.816	29.023	39.171	29.622	235.8	19:13.930						
13	1:37.683	29.026	39.222	29.435	238.4	34:15.447	9	1:37.741	29.042	39.207	29.492	234.8	20:51.671						
14	1:40.332	28.984	40.495	30.853	236.3	35:55.779	10	1:47.925 B	29.171	39.688	39.066	237.9	22:39.596						
15	1:37.667	28.967	39.291	29.409	235.8	37:33.446	11	5:00.293	3:39.670	46.967	33.656	131.6	27:39.889						
16	1:37.827	29.039	39.302	29.486	235.3	39:11.273	12	1:49.919	32.951	44.496	32.472	192.8	29:29.808						
17	1:37.858	28.998	39.421	29.439	235.8	40:49.131	13	1:38.274	29.409	39.549	29.316	233.3	31:08.082						
21 Victoria BLOKHINA KGZ							15 1:36.897							28.906	39.082	28.909	234.8	34:22.447	
Drivex Tatuus T-318							28.899							39.024	29.073	235.8	35:59.443		
1	2:51.565	1:22.268	51.609	37.688	147.5	2:51.565	16	1:36.996	28.899	39.024	29.073	235.8	35:59.443						
2	1:53.172	34.392	43.995	34.785	205.1	4:44.737	17	1:37.406	29.105	39.283	29.018	241.1	37:36.849						
3	2:04.164 B	30.601	41.361	52.202	234.3	6:48.901	18	1:37.461	28.951	39.176	29.334	233.3	39:14.310						
4	7:49.058	6:28.351	42.634	38.073	171.8	14:37.959	19	1:37.029	28.891	39.117	29.021	235.3	40:51.339						
5	1:40.816	30.246	40.245	30.325	232.8	16:18.775	30 Theodor JENSEN DNK												
6	1:39.121	29.393	39.707	30.021	235.8	17:57.896	Palou Motorsport Tatuus T-318												
7	1:38.635	29.267	39.601	29.767	237.4	19:36.531	1	2:01.727	42.927	45.242	33.558	161.3	2:01.727						
8	1:38.506	29.220	39.569	29.717	235.3	21:15.037	2	1:47.223	32.100	42.579	32.544	229.4	3:48.950						
9	1:39.035	29.123	39.821	30.091	236.3	22:54.072	3	1:42.910	30.745	40.945	31.220	232.8	5:31.860						
10	1:52.220 B	30.346	42.373	39.501	236.3	24:46.292	4	1:58.912 B	30.500	48.995	39.417	235.3	7:30.772						
11	4:36.113	3:07.601	51.528	36.984	142.3	29:22.405	5	7:01.887	5:39.702	43.418	38.767	141.7	14:32.659						
12	1:47.732	33.124	43.456	31.152	216.6	31:10.137	6	1:41.464	30.140	40.523	30.801	234.8	16:14.123						
13	1:41.489	31.499	40.271	29.719	199.5	32:51.626	7	1:40.508	29.720	40.480	30.308	237.4	17:54.631						
14	1:37.809	29.189	39.357	29.263	234.8	34:29.435	8	1:39.617	29.597	40.140	29.880	235.8	19:34.248						
15	1:37.759	29.108	39.512	29.139	235.8	36:07.194	9	1:39.573	29.455	40.153	29.965	237.4	21:13.821						
16	1:37.642	28.981	39.233	29.428	237.9	37:44.836	10	1:47.419 B	29.549	40.177	37.693	236.9	23:01.240						
17	1:49.345 B	29.020	43.470	36.855	238.4	39:34.181	11	4:24.393	3:03.864	46.244	34.285	161.1	27:25.633						
23 Christian HO SGP							12							1:45.177	32.630	42.068	30.479	201.0	29:10.810
Campos Racing Tatuus T-318							13							1:45.058	30.148	40.168	34.742	237.9	30:55.868
1	2:11.736	46.591	49.561	35.584	156.4	2:11.736	14	1:38.737	29.526	39.696	29.515	236.9	32:34.605						
2	1:51.945	33.758	45.121	33.066	215.7	4:03.681	15	1:38.367	29.235	39.646	29.486	237.4	34:12.972						
3	1:41.877	31.204	40.174	30.499	214.4	5:45.558	16	1:38.142	29.195	39.631	29.316	236.3	35:51.114						
4	2:16.037 B	35.387	48.168	52.482	175.4	8:01.595	17	1:53.032	29.195	49.595	34.242	236.9	37:44.146						
5	6:57.064	5:41.574	44.396	31.094	177.9	14:58.659	18	1:38.872	29.403	39.870	29.599	236.3	39:23.018						
6	1:39.073	29.496	39.761	29.816	231.3	16:37.732	19	1:38.422	29.412	39.687	29.323	235.3	41:01.440						
7	1:39.040	29.192	39.432	30.416	233.8	18:16.772	34 Georgi ZHURAVSKIY KGZ												
8	1:37.452	29.099	39.153	29.200	232.8	19:54.224	MP Motorsport Tatuus T-318												
9	1:37.327	28.946	39.137	29.244	237.4	21:31.551	1	2:29.841	1:01.668	50.654	37.519	145.2	2:29.841						
10	1:49.967 B	28.995	39.325	41.647	235.3	23:21.518	2	1:56.123	34.997	45.758	35.368	222.3	4:25.964						
11	5:34.696	4:05.200	50.466	39.030	162.0	28:56.214	3	1:59.545 B	31.692	42.570	45.283	230.8	6:25.509						
12	1:44.157	32.021	41.373	30.763	215.3	30:40.371	4	7:56.062	6:38.615	43.784	33.663	154.4	14:21.571						
13	1:38.831	29.970	39.771	29.090	238.4	32:19.202	5	1:44.058	30.875	41.607	31.576	232.3	16:05.629						
14	1:36.576	28.886	38.898	28.792	237.4	33:55.778	6	1:41.147	29.920	40.738	30.489	230.8	17:46.776						
15	1:40.215	28.821	39.609	31.785	235.8	35:35.993	7	1:41.609	29.703	40.323	31.583	231.8	19:28.385						
16	1:36.429	28.754	38.849	28.826	236.9	37:12.422	8	1:40.007	29.569	39.946	30.492	233.3	21:08.392						
17	1:36.785	28.825	39.121	28.839	236.3	38:49.207	9	1:39.116	29.412	39.827	29.877	233.3	22:47.508						
18	1:57.946 B	30.525	41.227	46.194	237.9	40:47.153	10	1:47.456 B	29.449	39.897	38.110	232.8	24:34.964						
24 Emerson FITTIPALDI BRA							11							4:39.429	3:18.407	47.328	33.694	156.2	29:14.393
MP Motorsport Tatuus T-318							12							1:47.981	31.528	43.240	33.213	227.4	31:02.374
1	2:25.092	59.073	50.024	35.995	135.6	2:25.092	13	1:39.881	29.602	40.221	30.058	233.3	32:42.255						
2	1:51.946	33.533	45.022	33.391	198.8	4:17.038	14	1:38.616	29.312	39.691	29.613	232.8	34:20.871						
3	1:41.133	30.135	40.404	30.594	232.3	5:58.171	15	1:38.254	29.158	39.699	29.397	232.3	35:59.125						
4	2:19.387 B	35.211	50.933	53.243	207.5	8:17.558	16	1:39.010	29.988	39.661	29.361	234.3	37:38.135						
5	6:00.764	4:44.641	42.719	33.404	150.6	14:18.322	17	1:38.131	29.221	39.562	29.348	234.3	39:16.266						
							18							1:37.749	29.027	39.516	29.206	233.8	40:54.015



Eurocup3 ROUND 8 - BARCELONA FREE PRACTICE

Sector Analysis

_ Invalidated Lap							■ Personal Best							■ Session Best							■ Crossing the pit lane																																																																																																																						
Lap	Time	Sector 1	Sector 2	Sector 3	T.Sp	Elapsed	Lap	Time	Sector 1	Sector 2	Sector 3	T.Sp	Elapsed	Lap	Time	Sector 1	Sector 2	Sector 3	T.Sp	Elapsed	Lap	Time	Sector 1	Sector 2	Sector 3	T.Sp	Elapsed																																																																																																																
43 Linus HELLBERG SWE																																																																																																																																											
DXR Tatuus T-318																																																																																																																																											
1	3:04.572	1:29.841	55.222	39.509	118.3	3:04.572	2	1:49.201	32.880	43.337	32.984	224.2	4:53.773	3	2:12.969 B	31.774	46.663	54.532	229.4	7:06.742	4	7:13.592	5:53.493	46.137	33.962	138.0	14:20.334	5	1:45.942	31.295	43.397	31.250	228.4	16:06.276	6	1:42.600	30.393	41.617	30.590	233.3	17:48.876	7	1:52.229	30.053	40.548	41.628	232.8	19:41.105	8	1:41.288	30.094	40.686	30.508	233.8	21:22.393	9	1:56.234 B	29.853	40.153	46.228	233.3	23:18.627																																																																													
44 Diego DE LA TORRE MEX																																																																																																																																											
Saintéloc Racing Tatuus T-318																																																																																																																																											
1	2:32.427	1:07.200	50.078	35.149	136.8	2:32.427	2	1:55.307	35.236	45.856	34.215	185.8	4:27.734	3	2:00.018 B	31.454	41.528	47.036	214.9	6:27.752	4	7:40.429	6:20.234	42.655	37.540	157.8	14:08.181	5	1:40.449	30.014	40.368	30.067	232.8	15:48.630	6	1:39.207	29.459	39.910	29.838	236.3	17:27.837	7	1:38.860	29.350	39.807	29.703	235.3	19:06.697	8	1:48.442 B	29.340	39.712	39.390	234.8	20:55.139	9	6:08.375	4:49.774	46.267	32.334	152.9	27:03.514	10	1:49.617	34.104	42.907	32.606	173.7	28:53.131	11	1:41.767	30.019	40.929	30.819	235.8	30:34.898	12	1:39.103	29.423	40.018	29.662	234.3	32:14.001	13	1:38.511	29.261	39.809	29.441	235.3	33:52.512	14	1:38.506	29.213	39.927	29.366	235.8	35:31.018	15	1:38.618	29.264	39.857	29.497	234.8	37:09.636	16	1:38.625	29.326	39.801	29.498	234.8	38:48.261	17	1:38.521	29.326	39.740	29.455	234.3	40:26.782																					
48 Emil HELLBERG SWE																																																																																																																																											
DXR Tatuus T-318																																																																																																																																											
1	2:57.424	1:23.874	54.423	39.127	151.2	2:57.424	2	1:53.612	34.770	44.402	34.440	225.1	4:51.036	3	2:09.691 B	31.710	45.461	52.520	229.4	7:00.727	4	7:12.739	5:53.123	44.241	35.375	168.8	14:13.466	5	1:46.853	31.444	43.550	31.859	229.9	16:00.319	6	1:42.688	30.386	41.023	31.279	230.8	17:43.007	7	1:41.436	30.038	40.656	30.742	229.9	19:24.443	8	1:40.757	29.949	40.181	30.627	230.8	21:05.200	9	1:39.838	29.817	39.854	30.167	229.4	22:45.038	10	1:39.912	29.683	39.838	30.391	230.3	24:24.950	11	1:39.584	29.822	39.784	29.978	229.4	26:04.534	12	1:40.183	29.737	40.204	30.242	230.8	27:44.717	13	1:39.969	30.084	40.192	29.693	228.4	29:24.686	14	1:39.412	29.716	39.763	29.933	231.3	31:04.098	15	1:53.000	30.083	50.871	32.046	232.3	32:57.098	16	1:40.277	30.037	40.162	30.078	230.3	34:37.375	17	1:39.432	29.699	39.839	29.894	230.8	36:16.807	18	1:39.194	29.588	39.797	29.809	230.3	37:56.001	19	1:39.189	29.524	39.744	29.921	232.3	39:35.190	20	1:43.049	29.609	40.598	32.842	233.3	41:18.239
52 Jesse CARRASQUEDO MEX																																																																																																																																											
Campos Racing Tatuus T-318																																																																																																																																											
1	2:38.500	1:12.596	49.108	36.796	138.5	2:38.500	2	1:54.218	36.059	44.186	33.973	183.0	4:32.718	3	2:01.586 B	31.099	41.947	48.540	231.8	6:34.304	4	7:52.111	6:33.721	43.922	34.468	110.8	14:26.415	5	1:46.919	30.267	40.426	36.226	233.3	16:13.334	6	1:39.644	29.659	39.822	30.163	233.8	17:52.978	7	1:38.703	29.329	39.608	29.766	234.8	19:31.681	8	1:38.482	29.294	39.583	29.605	237.4	21:10.163	9	1:55.393 B	33.710	43.946	37.737	231.8	23:05.556	10	4:19.773	2:56.460	48.591	34.722	131.6	27:25.329	11	1:44.614	31.963	42.352	30.299	204.4	29:09.943	12	1:42.864	29.353	39.554	33.957	235.3	30:52.807	13	1:37.868	29.141	39.307	29.420	235.8	32:30.675	14	1:37.460	29.046	39.250	29.164	235.8	34:08.135	15	1:41.344	28.993	42.476	29.875	238.4	35:49.479	16	1:37.766	29.182	39.406	29.178	235.8	37:27.245	17	1:53.330 B	29.105	41.224	43.001	236.3	39:20.575																					
64 Preston LAMBERT USA																																																																																																																																											
Drivex Tatuus T-318																																																																																																																																											
1	3:13.910	1:48.137	48.845	36.928	154.9	3:13.910	2	1:57.223	38.008	45.849	33.366	153.3	5:11.133	3	2:01.715 B	32.418	45.251	44.046	214.0	7:12.848	4	7:25.882	6:05.103	43.713	37.066	170.7	14:38.730	5	1:41.757	30.783	40.436	30.538	232.3	16:20.487	6	1:39.799	29.740	39.929	30.130	233.8	18:00.286	7	1:39.382	29.448	39.739	30.195	233.8	19:39.668	8	1:38.679	29.258	39.570	29.851	233.8	21:18.347	9	1:38.404	29.256	39.397	29.751	234.8	22:56.751	10	1:38.769	29.202	39.581	29.986	234.8	24:35.520	11	1:46.913 B	29.268	39.922	37.723	231.3	26:22.433	12	4:16.029	2:52.484	49.580	33.965	157.6	30:38.462	13	1:46.083	32.100	43.232	30.751	209.1	32:24.545	14	1:42.001	30.136	41.556	30.309	232.3	34:06.546	15	1:38.564	29.403	39.600	29.561	233.3	35:45.110	16	1:37.681	29.136	39.285	29.260	232.8	37:22.791	17	1:37.696	29.157	39.289	29.250	231.8	39:00.487	18	1:37.626	29.106	39.346	29.174	233.8	40:38.113														
69 Matteo QUINTARELLI ARE																																																																																																																																											
Saintéloc Racing Tatuus T-318																																																																																																																																											
1	2:38.823	1:13.636	50.647	34.540	112.1	2:38.823	2	2:00.296	33.170	47.494	39.632	229.4	4:39.119	3	27:56.871 B	30.365				232.3	32:35.990																																																																																																																						
72 Mari BOYA ESP																																																																																																																																											
GRS Team USA Tatuus T-318																																																																																																																																											
1	3:39.545	2:14.164	48.874	36.507	134.4	3:39.545	2	1:50.927	34.685	43.890	32.352	198.0	5:30.472	3	2:03.948 B	33.408	48.567	41.973	200.6	7:34.420	4	6:36.422	5:18.827	42.540	35.055	178.5	14:10.842	5	1:40.193	30.183	39.837	30.173	230.3	15:51.035	6	1:38.787	29.506	39.419	29.862	232.8	17:29.822	7	1:41.678	29.461	42.358	29.859	234.3	19:11.500																																																																																											



Eurocup3

ROUND 8 - BARCELONA

FREE PRACTICE

Sector Analysis

Invalidated Lap							Personal Best							Session Best							Crossing the pit lane						
Lap	Time	Sector 1	Sector 2	Sector 3	T.Spd	Elapsed	Lap	Time	Sector 1	Sector 2	Sector 3	T.Spd	Elapsed	Lap	Time	Sector 1	Sector 2	Sector 3	T.Spd	Elapsed	Lap	Time	Sector 1	Sector 2	Sector 3	T.Spd	Elapsed
8	1:38.503	29.391	39.552	29.560	234.8	20:50.003	4	2:20.065 B	35.359	50.947	53.759	183.0	8:19.679														
9	1:50.988 B	31.437	39.879	39.672	237.9	22:40.991	5	5:45.315	4:26.458	41.337	37.520	178.5	14:04.994														
10	5:37.437	4:13.943	49.632	33.862	120.4	28:18.428	6	1:40.422	29.669	40.140	30.613	235.3	15:45.416														
11	1:48.937	34.609	43.574	30.754	148.7	30:07.365	7	1:39.121	29.594	39.688	29.839	235.3	17:24.537														
12	1:39.889	30.076	40.353	29.460	230.8	31:47.254	8	1:38.634	29.255	39.774	29.605	238.4	19:03.171														
13	1:37.478	29.248	39.123	29.107	232.8	33:24.732	9	1:47.148 B	29.226	39.855	38.067	236.3	20:50.319														
14	1:37.285	29.193	39.064	29.028	232.8	35:02.017	10	6:12.691	4:53.635	45.886	33.170	157.3	27:03.010														
15	1:44.473	29.281	39.304	35.888	230.8	36:46.490	11	1:48.942	31.052	41.339	36.551	225.6	28:51.952														
16	1:37.367	29.179	39.111	29.077	233.8	38:23.857	12	1:39.090	29.467	39.953	29.670	234.3	30:31.042														
17	2:03.866	35.770	57.757	30.339	234.3	40:27.723	13	1:38.445	29.186	39.771	29.488	240.0	32:09.487														
							14	1:41.577	29.149	39.580	32.848	237.9	33:51.064														
							15	1:38.044	29.140	39.569	29.335	235.8	35:29.108														
							16	1:59.339 B	30.141	44.947	44.251	236.9	37:28.447														

77	Isaac BARASHI	GBR				
	GRS Team USA	Tatuus T-318				
1	4:27.647	3:05.300	47.143	35.204	117.9	4:27.647
2	2:01.478 B	33.014	43.291	45.173	198.0	6:29.125
3	7:26.860	6:10.302	44.231	32.327	171.2	13:55.985
4	1:41.884	30.405	40.901	30.578	228.4	15:37.869
5	1:40.013	29.889	40.225	29.899	232.3	17:17.882
6	1:46.880 B	29.620	40.011	37.249	233.3	19:04.762
7	4:45.518	3:24.373	47.351	33.794	146.9	23:50.280
8	1:49.393	33.890	43.977	31.526	208.7	25:39.673
9	1:43.933	32.404	41.288	30.241	208.3	27:23.606
10	1:38.667	29.585	39.722	29.360	232.8	29:02.273
11	1:40.948	29.202	40.059	31.687	233.3	30:43.221
12	1:39.533	29.230	40.106	30.197	235.3	32:22.754
13	1:38.308	29.153	39.678	29.477	235.3	34:01.062
14	1:38.683	29.152	39.570	29.961	235.3	35:39.745
15	1:38.629	29.293	39.651	29.685	234.8	37:18.374
16	1:39.255	29.286	40.005	29.964	233.8	38:57.629
17	1:38.547	29.351	39.729	29.467	233.3	40:36.176

84	Owen TANGAVELOU	VNM				
	MP Motorsport	Tatuus T-318				
1	2:06.690	46.009	46.114	34.567	146.5	2:06.690
2	1:54.347	34.157	45.281	34.909	199.9	4:01.037
3	1:46.622	30.142	40.556	35.924	234.3	5:47.659
4	2:16.252 B	36.512	51.588	48.152	213.2	8:03.911
5	7:13.603	6:00.783	42.042	30.778	166.2	15:17.514
6	1:39.242	29.656	39.649	29.937	231.8	16:56.756
7	1:38.137	29.323	39.330	29.484	233.8	18:34.893
8	1:37.788	29.098	39.365	29.325	232.3	20:12.681
9	1:37.819	29.048	39.245	29.526	235.3	21:50.500
10	1:49.741 B	29.822	40.134	39.785	233.3	23:40.241
11	6:05.091	4:45.199	44.971	34.921	147.5	29:45.332
12	1:47.341	35.031	41.816	30.494	201.7	31:32.673
13	1:41.887	31.957	40.114	29.816	235.3	33:14.560
14	1:37.319	29.113	39.039	29.167	232.8	34:51.879
15	1:36.650	28.947	38.821	28.882	234.3	36:28.529
16	1:37.157	28.905	38.901	29.351	234.8	38:05.686
17	1:37.293	29.009	39.018	29.266	235.8	39:42.979
18	1:49.645 B	29.827	40.420	39.398	233.3	41:32.624

99	Daniel NOGALES	ESP				
	Saintéloc Racing	Tatuus T-318				
1	2:30.128	1:05.863	48.396	35.869	135.6	2:30.128
2	1:47.892	32.935	42.366	32.591	233.8	4:18.020
3	1:41.594	30.309	40.577	30.708	241.1	5:59.614