

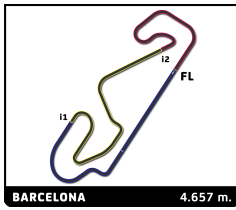
Eurocup3

ROUND 8 - BARCELONA

RACE 1

Sector Analysis

_ Invalidated Lap							■ Personal Best							■ Session Best							B Crossing the pit lane																																																																																																																													
Lap	Time	Sector 1	Sector 2	Sector 3	T.Sp	Elapsed	Lap	Time	Sector 1	Sector 2	Sector 3	T.Sp	Elapsed	Lap	Time	Sector 1	Sector 2	Sector 3	T.Sp	Elapsed	Lap	Time	Sector 1	Sector 2	Sector 3	T.Sp	Elapsed																																																																																																																							
2	Noah LISLE						GBR	9	1:38.601	29.377	40.236	28.988	246.0	15:05.129	10	1:38.752	29.503	40.271	28.978	234.8	16:43.881	11	1:38.963	29.594	40.306	29.063	235.8	18:22.844	12	1:39.782	29.432	40.863	29.487	236.9	20:02.626	13	1:39.673	29.929	40.488	29.256	238.4	21:42.299	14	1:38.990	29.559	40.457	28.974	238.4	23:21.289	15	1:50.419	29.398	51.823	29.198	236.9	25:11.708	16	1:39.088	29.588	40.388	29.112	234.8	26:50.796	17	1:38.865	29.412	40.446	29.007	239.5	28:29.661	18	1:38.788	29.235	40.337	29.216	239.5	30:08.449	19	1:38.903	29.324	40.414	29.165	236.9	31:47.352	20	1:39.099	29.411	40.188	29.500	238.4	33:26.451																																																							
Campos Racing Tatuus T-318							Valentin KLUSS							DEU																																																																																																																																				
1	1:50.277	37.744	42.283	30.250		1:50.277	1	1:49.518	37.916	41.887	29.715		1:49.518	2	1:39.631	29.993	40.586	29.052	235.3	3:29.149	3	1:39.217	29.742	40.300	29.175	238.4	5:08.366	4	1:38.702	29.353	40.230	29.119	237.4	6:47.068	5	1:39.530	29.760	40.492	29.278	246.5	8:26.598	6	1:38.886	29.674	40.180	29.032	241.1	10:05.484	7	1:38.590	29.329	40.127	29.134	237.4	11:44.074	8	1:38.566	29.369	40.058	29.139	238.4	13:22.640	9	1:39.173	29.549	40.474	29.150	239.5	15:01.813	10	1:39.404	29.685	40.474	29.245	240.0	16:41.217	11	1:39.332	29.743	40.398	29.191	247.1	18:20.549	12	1:38.761	29.464	40.178	29.119	237.4	19:59.310	13	1:38.958	29.496	40.404	29.058	236.3	21:38.268	14	1:38.627	29.324	40.172	29.131	241.1	23:16.895	15	1:38.636	29.428	40.137	29.071	238.4	24:55.531	16	1:38.805	29.325	40.267	29.213	239.5	26:34.336	17	1:38.927	29.466	40.213	29.248	238.4	28:13.263	18	1:39.239	29.605	40.266	29.368	235.8	29:52.502	19	1:39.011	29.534	40.314	29.163	238.4	31:31.513	20	1:39.257	29.486	40.368	29.403	238.4	33:10.770
3	Javier SAGRERA						ESP	Bruno DEL PINO							ESP																																																																																																																																			
MP Motorsport Tatuus T-318							MP Motorsport Tatuus T-318							MP Motorsport Tatuus T-318																																																																																																																																				
1	1:46.133	34.797	41.577	29.759		1:46.133	1	1:44.364	34.372	40.826	29.166		1:44.364	2	1:38.601	29.458	40.211	28.932	236.9	3:22.965	3	1:38.278	29.297	40.154	28.827	237.4	5:01.243	4	1:38.323	29.233	40.123	28.967	238.9	6:39.566	5	1:38.218	29.282	39.959	28.977	239.5	8:17.784	6	1:38.312	29.272	40.132	28.908	237.9	9:56.096	7	1:38.389	29.287	40.165	28.937	238.9	11:34.485	8	1:38.595	29.283	40.233	29.079	237.9	13:13.080	9	1:38.616	29.312	40.192	29.112	242.7	14:51.696	10	1:38.635	29.280	40.218	29.137	242.7	16:30.331	11	1:38.523	29.253	40.112	29.158	240.5	18:08.854	12	1:38.653	29.339	40.222	29.092	237.4	19:47.507	13	1:38.416	29.251	40.086	29.079	241.1	21:25.923	14	1:38.745	29.430	40.250	29.065	238.4	23:04.668	15	1:38.587	29.251	40.254	29.082	238.9	24:43.255	16	1:38.627	29.390	40.203	29.034	238.4	26:21.882	17	1:38.672	29.380	40.190	29.102	236.9	28:00.554	18	1:38.684	29.331	40.245	29.108	237.4	29:39.238	19	1:38.529	29.138	40.282	29.109	243.8	31:17.767							
4	Everett STACK						USA	Noah LISLE							GBR																																																																																																																																			
Palou Motorsport Tatuus T-318							Campos Racing Tatuus T-318							Campos Racing Tatuus T-318																																																																																																																																				
1	1:50.969	38.173	42.874	29.922		1:50.969	1	1:50.277	37.744	42.283	30.250		1:50.277	2	1:40.628	30.167	41.099	29.362	234.3	3:30.905	3	1:39.888	29.853	40.748	29.287	236.3	5:10.793	4	1:40.811	29.871	40.766	30.174	240.5	6:51.604	5	1:39.807	29.828	40.673	29.306	236.3	8:31.411	6	1:39.716	29.782	40.593	29.341	234.8	10:11.127	7	1:39.728	29.764	40.684	29.280	234.8	11:50.855	8	1:39.794	29.821	40.587	29.386	233.3	13:30.649	9	1:39.753	29.786	40.633	29.334	235.3	15:10.402	10	1:39.704	29.874	40.593	29.237	232.3	16:50.106	11	1:39.599	29.770	40.603	29.226	234.3	18:29.705	12	1:39.642	29.765	40.697	29.180	234.3	20:09.347	13	1:39.392	29.780	40.435	29.177	233.3	21:48.739	14	1:39.327	29.735	40.390	29.202	235.8	23:28.066	15	1:39.850	29.698	40.816	29.336	235.3	25:07.916	16	1:39.579	29.736	40.493	29.350	235.3	26:47.495	17	1:39.483	29.716	40.536	29.231	235.3	28:26.978	18	1:39.702	29.705	40.508	29.489	235.3	30:06.680	19	1:39.560	29.758	40.519	29.283	233.8	31:46.240	20	1:39.342	29.503	40.503	29.336	241.1	33:25.582



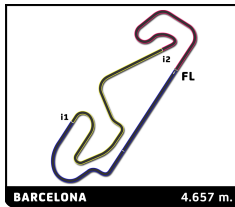
Eurocup3

ROUND 8 - BARCELONA

RACE 1

Sector Analysis

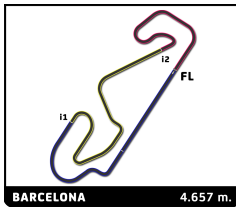
_ Invalidated Lap							■ Personal Best							■ Session Best							■ Crossing the pit lane						
Lap	Time	Sector 1	Sector 2	Sector 3	T.Spd	Elapsed	Lap	Time	Sector 1	Sector 2	Sector 3	T.Spd	Elapsed	Lap	Time	Sector 1	Sector 2	Sector 3	T.Spd	Elapsed	Lap	Time	Sector 1	Sector 2	Sector 3	T.Spd	Elapsed
7 Nikita BEDRIN																											
Drivex							Tatuus T-318																				
1	1:43.593	33.989	40.665	28.939		1:43.593	8	1:38.897	29.553	40.207	29.137	236.9	13:20.804	9	1:38.578	29.294	40.177	29.107	242.1	14:59.382	10	1:38.788	29.449	40.191	29.148	241.6	16:38.170
2	<u>1:38.582</u>	29.589	40.093	<u>28.900</u>	233.8	3:22.175	11	1:38.770	29.419	40.171	29.180	238.4	18:16.940	12	1:38.869	29.541	40.265	29.063	237.4	19:55.809	13	1:38.750	29.428	40.341	28.981	236.9	21:34.559
3	<u>1:38.330</u>	<u>29.489</u>	40.010	<u>28.831</u>	232.8	5:00.505	14	1:38.725	29.380	40.200	29.145	237.4	23:13.284	15	1:38.800	29.396	40.375	29.029	237.9	24:52.084	16	1:38.599	29.297	40.322	28.980	239.5	26:30.683
4	<u>1:38.284</u>	29.434	39.978	<u>28.872</u>	233.3	6:38.789	17	1:38.881	29.471	40.288	29.122	237.4	28:09.564	18	1:39.020	29.442	40.457	29.121	238.9	29:48.584	19	1:38.870	29.375	40.353	29.142	237.4	31:27.454
5	<u>1:38.130</u>	<u>29.403</u>	39.876	28.851	234.3	8:16.919	20	1:38.922	29.518	40.310	29.094	237.4	33:06.376														
6	1:38.512	29.567	39.996	28.949	233.8	9:55.431																					
7	1:38.219	29.266	40.079	28.874	237.4	11:33.650																					
8	1:38.421	29.443	40.022	28.956	234.3	13:12.071																					
9	1:38.632	29.511	40.142	28.979	234.8	14:50.703																					
10	1:38.613	29.521	40.100	28.992	233.3	16:29.316																					
11	1:38.616	29.532	40.083	29.001	234.3	18:07.932																					
12	1:38.654	29.436	40.168	29.050	234.8	19:46.586																					
13	1:38.512	29.519	40.007	28.986	232.8	21:25.098																					
14	1:38.351	29.409	39.995	28.947	235.3	23:03.449																					
15	1:38.421	29.459	39.990	28.972	233.3	24:41.870																					
16	1:38.206	29.264	40.003	28.939	236.3	26:20.076																					
17	1:38.257	29.232	40.037	28.988	235.3	27:58.333																					
18	1:38.331	29.255	40.073	29.003	237.9	29:36.664																					
19	1:38.502	29.420	40.058	29.024	235.3	31:15.166																					
20	1:38.397	29.283	40.026	29.088	235.8	32:53.563																					
10 Luciano MORANO																											
Palou Motorsport							FRA							Tatuus T-318													
1	1:52.117	37.963	43.776	30.378		1:52.117	8	1:38.897	29.553	40.207	29.137	236.9	13:20.804	9	1:38.578	29.294	40.177	29.107	242.1	14:59.382	10	1:38.788	29.449	40.191	29.148	241.6	16:38.170
2	1:44.303	31.077	42.589	30.637	238.4	3:36.420	11	1:38.770	29.419	40.171	29.180	238.4	18:16.940	12	1:38.869	29.541	40.265	29.063	237.4	19:55.809	13	1:38.750	29.428	40.341	28.981	236.9	21:34.559
3	1:41.448	30.174	41.080	30.194	237.4	5:17.868	14	1:38.725	29.380	40.200	29.145	237.4	23:13.284	15	1:38.800	29.396	40.375	29.029	237.9	24:52.084	16	1:38.599	29.297	40.322	28.980	239.5	26:30.683
4	1:40.120	29.952	40.650	29.518	238.9	6:57.988	17	1:38.881	29.471	40.288	29.122	237.4	28:09.564	18	1:39.020	29.442	40.457	29.121	238.9	29:48.584	19	1:38.870	29.375	40.353	29.142	237.4	31:27.454
5	1:39.784	29.764	40.701	29.319	237.4	8:37.772	20	1:38.922	29.518	40.310	29.094	237.4	33:06.376														
6	1:39.609	29.791	40.460	29.358	237.9	10:17.381																					
7	<u>1:39.820</u>	29.751	<u>40.631</u>	29.438	237.9	11:57.201																					
8	1:40.445	30.146	40.741	29.558	240.0	13:37.646																					
9	1:40.039	29.923	40.665	29.451	238.9	15:17.685																					
10	1:39.861	29.972	40.542	29.347	235.3	16:57.546																					
11	1:39.962	29.779	40.688	29.495	240.0	18:37.508																					
12	1:40.306	29.872	40.831	29.603	245.4	20:17.814																					
13	1:41.009	30.545	41.037	29.427	241.6	21:58.823																					
14	1:41.152	30.194	41.342	29.616	242.7	23:39.975																					
15	1:40.391	30.106	40.763	29.522	239.5	25:20.366																					
16	1:40.594	30.126	40.949	29.519	237.9	27:00.960																					
17	1:41.015	29.541	41.399	30.075	246.5	28:41.975																					
18	1:39.960	29.948	40.608	29.404	237.9	30:21.935																					
19	1:39.396	29.765	40.502	29.129	235.3	32:01.331																					
20	1:39.750	29.862	40.451	29.437	237.9	33:41.081																					
12 Alexander ABKHAZAVA																											
Saintéloc Racing							KAZ							Tatuus T-318													
1	1:47.443	35.808	41.765	29.870		1:47.443	8	1:38.897	29.553	40.207	29.137	236.9	13:20.804	9	1:38.578	29.294	40.177	29.107	242.1	14:59.382	10	1:38.788	29.449	40.191	29.148	241.6	16:38.170
2	1:39.727	29.762	40.701	29.264	240.0	3:27.170	11	1:38.770	29.419	40.171	29.180	238.4	18:16.940	12	1:38.869	29.541	40.265	29.063	237.4	19:55.809	13	1:38.750	29.428	40.341	28.981	236.9	21:34.559
3	1:39.174	29.574	40.410	29.190	234.3	5:06.344	14	1:38.725	29.380	40.200	29.145	237.4	23:13.284	15	1:38.800	29.396	40.375	29.029	237.9	24:52.084	16	1:38.599	29.297	40.322	28.980	239.5	26:30.683
4	1:38.946	29.478	40.359	29.109	236.3	6:45.290	17	1:38.881	29.471	40.288	29.122	237.4	28:09.564	18	1:39.020	29.442	40.457	29.121	238.9	29:48.584	19	1:38.870	29.375	40.353	29.142	237.4	31:27.454
5	1:38.640	29.385	40.182	29.073	237.9	8:23.930	20	1:38.922	29.518	40.310	29.094	237.4	33:06.376														
6	1:39.106	29.539	40.400	29.167	236.9	10:03.036																					
7	1:38.871	29.445	40.246	29.180	237.4	11:41.907																					
16 Michael SHIN																											
Campos Racing							KOR							Tatuus T-318													
1	1:46.874	35.627	41.546	29.701		1:46.874	8	1:38.897	29.553	40.207	29.137	236.9	13:20.804	9	1:38.578	29.294	40.177	29.107	242.1	14:59.382	10	1:38.788	29.449	40.191	29.148	241.6	16:38.170
2	<u>1:39.247</u>	29.648	40.465	<u>29.134</u>	237.9	3:26.121	11	1:38.770	29.419	40.171	29.180	238.4	18:16.940	12	1:38.869	29.541	40.265	29.063	237.4	19:55.809	13	1:38.750	29.428	40.341	28.981	236.9	21:34.559
3	<u>1:38.705</u>	29.623	<u>40.067</u>	<u>29.015</u>	234.8	5:04.826	14	1:38.725	29.380	40.200	29.145	237.4	23:13.284	15	1:38.800	29.396	40.375	29.029	237.9	24:52.084	16	1:38.599	29.297	40.322	28.980	239.5	26:30.683
4	<u>1:38.804</u>	<u>29.547</u>	40.181	<u>29.076</u>	236.9	6:43.630	17	1:38.881	29.471	40.288	29.122	237.4	28:09.564	18	1:39.020	29.442	40.457	29.121	238.9	29:48.584	19	1:38.870	29.375	40.353	29.142	237.4	31:27.454
5	<u>1:38.895</u>	29.575	40.172	<u>29.148</u>	233.3	8:22.525	20	1:38.922	29.518	40.310	29.094	237.4	33:06.376														
6	<u>1:38.468</u>	<u>29.426</u>	40.008	<u>29.034</u>																							



Eurocup3 ROUND 8 - BARCELONA RACE 1

Sector Analysis

_ Invalidated Lap							■ Personal Best							■ Session Best							B Crossing the pit lane						
Lap	Time	Sector 1	Sector 2	Sector 3	T.Spd	Elapsed	Lap	Time	Sector 1	Sector 2	Sector 3	T.Spd	Elapsed	Lap	Time	Sector 1	Sector 2	Sector 3	T.Spd	Elapsed	Lap	Time	Sector 1	Sector 2	Sector 3	T.Spd	Elapsed
20 Gaspard LE GALLAIS CHE																											
Drivex Tatuus T-318																											
1	1:54.027	38.415	44.028	31.584		1:54.027	11	1:37.859	29.206	39.920	28.733	237.9	18:01.456	12	1:37.894	29.124	39.988	28.782	240.5	19:39.350	13	1:37.984	29.207	39.946	28.831	238.9	21:17.334
2	1:41.823	30.411	41.516	29.896	234.8	3:35.850	14	1:37.968	29.332	39.855	28.781	238.4	22:55.302	15	<u>1:37.807</u>	29.130	39.906	<u>28.771</u>	242.7	24:33.109	16	<u>1:38.172</u>	29.177	40.185	<u>28.810</u>	245.4	26:11.281
3	<u>1:39.838</u>	29.935	40.726	<u>29.177</u>	234.8	5:15.688	17	1:39.524	29.830	40.760	28.934	240.5	27:50.805	18	1:38.583	29.419	40.132	29.032	239.5	29:29.388	19	1:38.283	29.373	39.945	28.965	235.3	31:07.671
4	<u>1:39.872</u>	29.636	40.351	<u>29.885</u>	237.4	6:55.560	20	1:38.175	29.258	40.036	28.881	237.9	32:45.846														
5	<u>1:40.752</u>	30.049	40.586	<u>30.117</u>	236.9	8:36.312																					
6	<u>1:40.145</u>	<u>30.251</u>	<u>40.681</u>	<u>29.213</u>	233.3	10:16.457																					
7	<u>1:39.999</u>	29.998	40.732	<u>29.269</u>	237.4	11:56.456																					
8	<u>1:40.249</u>	29.756	<u>40.946</u>	<u>29.547</u>	237.4	13:36.705																					
9	<u>1:40.119</u>	<u>29.798</u>	40.813	<u>29.508</u>	239.5	15:16.824																					
10	<u>1:40.139</u>	<u>29.742</u>	40.919	<u>29.478</u>	237.4	16:56.963																					
11	<u>1:39.992</u>	29.699	40.809	<u>29.484</u>	238.4	18:36.955																					
12	<u>1:40.337</u>	29.970	<u>40.929</u>	29.438	237.4	20:17.292																					
13	1:40.474	30.364	40.678	29.432	240.5	21:57.766																					
14	<u>1:40.682</u>	29.961	41.108	<u>29.613</u>	240.0	23:38.448																					
15	1:40.004	29.461	40.890	29.653	246.5	25:18.452																					
16	1:52.185 B	29.832	40.623	41.730	237.9	27:10.637																					
21 Victoria BLOKHINA KGZ																											
Drivex Tatuus T-318																											
1	1:48.920	37.284	41.971	29.665		1:48.920	11	1:38.074	29.367	39.934	28.765	234.3	16:22.728	12	1:37.992	29.293	39.916	28.783	237.9	18:00.802	13	1:37.939	29.194	39.947	28.798	237.4	19:38.741
2	1:41.100	30.342	41.403	29.355	234.8	3:30.020	14	1:37.855	29.131	39.883	28.841	237.9	21:16.596	15	1:38.074	29.394	39.824	28.856	233.8	22:54.670	16	1:37.848	29.231	39.869	28.748	235.3	24:32.518
3	1:39.954	29.786	40.788	29.380	234.3	5:09.974	17	1:38.074	29.394	39.824	28.856	233.8	26:10.836	18	1:37.848	29.231	39.869	28.748	235.3	27:50.223	19	1:37.818	29.460	40.033	28.825	234.8	29:28.380
4	1:39.178	29.538	40.376	29.264	235.3	6:49.152	20	1:38.135	29.253	39.960	28.922	236.9	32:44.789														
5	1:39.094	29.555	40.108	29.431	235.3	8:28.246																					
6	1:39.608	29.768	40.395	29.445	236.3	10:07.854																					
7	1:39.072	29.560	40.353	29.159	237.4	11:46.926																					
8	1:39.222	29.692	40.287	29.243	237.9	13:26.148																					
9	1:40.091	30.218	40.507	29.366	236.9	15:06.239																					
10	1:39.256	29.639	40.362	29.255	236.3	16:45.495																					
11	1:39.299	29.652	40.361	29.286	235.8	18:24.794																					
12	1:39.656	29.643	40.599	29.414	234.8	20:04.450																					
13	1:39.552	29.682	40.398	29.472	234.3	21:44.002																					
14	1:39.930	29.966	40.509	29.455	234.8	23:23.932																					
15	1:39.760	29.703	40.625	29.432	234.3	25:03.692																					
16	1:39.887	29.732	40.621	29.534	236.3	26:43.579																					
17	1:39.200	29.650	40.327	29.223	234.3	28:22.779																					
18	1:39.536	29.576	40.709	29.251	233.8	30:02.315																					
19	1:39.464	29.697	40.433	29.334	233.3	31:41.779																					
20	1:39.678	29.577	40.646	29.455	234.3	33:21.457																					
22 Emerson FITTIPALDI BRA																											
MP Motorsport Tatuus T-318																											
1	1:41.553	33.082	39.899	28.572		1:41.553	11	1:37.745	29.279	39.777	28.689	234.3	11:28.895	12	1:37.877	29.331	39.750	28.796	237.9	13:06.772	13	1:37.964	29.367	39.808	28.789	235.8	14:44.736
2	1:38.206	29.438	40.040	28.728	233.3	3:19.759	14	1:37.964	29.313	39.930	28.725	234.8	6:35.732	15	1:37.650	29.237	39.833	28.580	235.8	8:13.382	16	1:37.768	29.297	39.817	28.654	235.3	9:51.150
3	1:38.005	29.348	39.970	28.687	234.3	4:57.764	17	1:37.745	29.279	39.777	28.689	234.3	11:28.895	18	1:37.877	29.331	39.750	28.796	237.9	13:06.772	19	1:37.964	29.367	39.808	28.789	235.8	14:44.736
4	1:37.968	29.313	39.930	28.725	234.8	6:35.732	20	1:38.074	29.375	39.934	28.765	234.3	16:22.728														
5	1:37.650	29.237	39.833	28.580	235.8	8:13.382																					
6	1:37.768	29.297	39.817	28.654	235.3	9:51.150																					
7	1:37.745	29.279	39.777	28.689	234.3	11:28.895																					
8	1:37.877	29.331	39.750	28.796	237.9	13:06.772																					
9	1:37.964	29.367	39.808	28.789	235.8	14:44.736																					
10	1:37.992	29.293	39.916	28.783	237.9	16:22.728																					
11	1:38.074	29.375	39.934	28.765	234.3	18:00.802																					
12	1:37.939	29.194	39.947	28.798	237.4	19:38.741																					
13	1:37.855	29.131	39.883	28.841	237.9	21:16.596																					
14	1:38.074	29.394	39.824	28.856	233.8	22:54.670																					
15	1:37.848	29.231	39.869	28.748	235.3	24:32.518																					
16	1:38.318	29.460	40.033	28.825	234.8	26:10.836																					
17	1:39.387	30.131	40.345	28.911	234.8	27:50.223																					
18	1:38.157	29.336	39.966	28.855	235.8	29:28.380																					
19	1:38.274	29.367	39.932	28.975	234.3	31:06.654																					
20	1:38.135	29.253	39.960	28.922	236.9	32:44.789																					
23 Theodor JENSEN DNK																											
Palou Motorsport Tatuus T-318																											
1	1:51.279	38.155	42.674	30.450		1:51.279	11	1:39.958	29.681	40.741	29.536	236.9	18:36.148	12	1:40.385	30.107	40.651	29.627	237.9	20:16.533	13	1:41.443	30.571	41.297	29.575	244.3	3:32.722
2	1:41.443	30.571	41.297	29.575	244.3	3:32.722	14	1:40.718	30.108																		



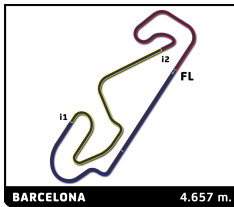
Eurocup3

ROUND 8 - BARCELONA

RACE 1

Sector Analysis

_ Invalidated Lap							■ Personal Best							■ Session Best							■ Crossing the pit lane																					
Lap	Time	Sector 1	Sector 2	Sector 3	T.Sp	Elapsed	Lap	Time	Sector 1	Sector 2	Sector 3	T.Sp	Elapsed	Lap	Time	Sector 1	Sector 2	Sector 3	T.Sp	Elapsed	Lap	Time	Sector 1	Sector 2	Sector 3	T.Sp	Elapsed															
34	Georgi ZHURAVSKIY						KGZ	16	1:40.343	29.857	40.535	29.951	236.9	26:59.845	17	1:39.953	30.042	40.859	29.052	236.3	28:39.798	18	1:38.840	29.555	40.143	29.142	234.8	30:18.638	19	1:38.763	29.497	40.418	28.848	235.3	31:57.401	20	1:38.537	29.355	40.150	29.032	235.3	33:35.938
MP Motorsport Tatuus T-318																																										
1	1:48.585	36.544	41.919	30.122		1:48.585																																				
2	1:40.280	30.256	40.689	29.335	233.8	3:28.865																																				
3	1:40.269	30.316	40.784	29.169	234.8	5:09.134																																				
4	1:38.758	29.509	40.161	29.088	235.3	6:47.892																																				
5	1:39.268	29.461	40.524	29.283	234.3	8:27.160																																				
6	1:39.713	29.690	41.012	29.011	235.8	10:06.873																																				
7	1:38.874	29.513	40.224	29.137	237.9	11:45.747																																				
8	1:38.879	29.532	40.176	29.171	236.9	13:24.626																																				
9	1:38.821	29.463	40.363	28.995	235.8	15:03.447																																				
10	1:39.369	29.426	40.660	29.283	236.3	16:42.816																																				
11	1:39.339	29.424	40.656	29.259	238.9	18:22.155																																				
12	1:39.937	29.527	40.893	29.517	246.0	20:02.092																																				
13	1:39.501	29.711	40.663	29.127	235.3	21:41.593																																				
14	1:38.591	29.455	40.217	28.919	234.3	23:20.184																																				
15	1:38.886	29.407	40.337	29.142	237.4	24:59.070																																				
16	1:39.058	29.529	40.327	29.202	235.8	26:38.128																																				
17	1:38.932	29.521	40.252	29.159	236.3	28:17.060																																				
18	1:38.648	29.375	40.242	29.031	235.8	29:55.708																																				
19	1:39.039	29.489	40.452	29.098	237.4	31:34.747																																				
20	1:39.084	29.380	40.515	29.189	238.4	33:13.831																																				
43	Linus HELLBERG						SWE	16	1:40.343	29.857	40.535	29.951	236.9	26:59.845	17	1:39.953	30.042	40.859	29.052	236.3	28:39.798	18	1:38.840	29.555	40.143	29.142	234.8	30:18.638	19	1:38.763	29.497	40.418	28.848	235.3	31:57.401	20	1:38.537	29.355	40.150	29.032	235.3	33:35.938
DXR Tatuus T-318																																										
1	1:54.336	39.040	43.743	31.553		1:54.336																																				
2	1:42.900	31.090	41.191	30.619	237.9	3:37.236																																				
3	1:41.531	30.826	40.890	29.815	232.3	5:18.767																																				
4	1:40.204	29.984	40.768	29.452	238.4	6:58.971																																				
5	1:39.736	29.965	40.373	29.398	234.3	8:38.707																																				
6	1:39.910	29.827	40.616	29.467	237.9	10:18.617																																				
7	1:41.179	29.856	40.265	31.058	233.8	11:59.796																																				
8	1:41.582	30.820	40.887	29.875	230.8	13:41.378																																				
9	1:40.564	30.312	40.704	29.548	231.3	15:21.942																																				
10	1:41.019	30.122	40.759	30.138	230.8	17:02.961																																				
11	1:40.620	30.165	40.657	29.798	229.9	18:43.581																																				
12	1:41.583	30.915	40.842	29.826	231.8	20:25.164																																				
13	1:59.906	B 31.078	42.201	46.627	231.3	22:25.070																																				
44	Diego DE LA TORRE						MEX	16	1:40.343	29.857	40.535	29.951	236.9	26:59.845	17	1:39.953	30.042	40.859	29.052	236.3	28:39.798	18	1:38.840	29.555	40.143	29.142	234.8	30:18.638	19	1:38.763	29.497	40.418	28.848	235.3	31:57.401	20	1:38.537	29.355	40.150	29.032	235.3	33:35.938
Saintéloc Racing Tatuus T-318																																										
1	1:55.837	36.862	42.721	36.254		1:55.837																																				
2	1:41.777	30.233	40.906	30.638	242.7	3:37.614																																				
3	1:39.593	29.656	40.623	29.314	242.7	5:17.207																																				
4	1:38.627	29.366	40.072	29.189	240.0	6:55.834																																				
5	1:39.573	29.389	40.620	29.564	240.5	8:35.407																																				
6	1:39.916	29.830	40.746	29.340	238.4	10:15.323																																				
7	1:40.348	30.032	40.878	29.438	243.2	11:55.671																																				
8	1:40.564	30.142	41.041	29.381	242.7	13:36.235																																				
9	1:39.968	29.627	40.833	29.508	236.9	15:16.203																																				
10	1:40.335	29.725	40.973	29.637	235.8	16:56.538																																				
11	1:39.872	29.682	40.883	29.307	238.4	18:36.410																																				
12	1:40.668	30.097	40.653	29.918	235.8	20:17.078																																				
13	1:41.115	30.877	40.684	29.554	231.8	21:58.193																																				
14	1:40.517	29.954	40.965	29.598	235.3	23:38.710																																				
15	1:40.792	29.676	41.470	29.646	238.4	25:19.502																																				
48	Emil HELLBERG						SWE	16	1:40.343	29.857	40.535	29.951	236.9	26:59.845	17	1:39.953	30.042	40.859	29.052	236.3	28:39.798	18	1:38.840	29.555	40.143	29.142	234.8	30:18.638	19	1:38.763	29.497	40.418	28.848	235.3	31:57.401	20	1:38.537	29.355	40.150	29.032	235.3	33:35.938
DXR Tatuus T-318																																										
1	2:03.412	38.801	43.247	41.364		2:03.412																																				
2	1:40.837	30.399	40.821	29.617	231.3	3:44.249																																				
3	1:40.071	30.133	40.652	29.286	232.8	5:24.320																																				
4	1:39.890	29.939	40.591	29.360	233.3	7:04.210																																				
5	1:39.908	30.012	40.560	29.336	233.8	8:44.118																																				
6	1:39.748	29.897	40.368	29.483	233.8	10:23.866																																				
7	1:40.153	29.998	40.403	29.752	232.3	12:04.019																																				
8	1:40.340	30.114	40.488	29.738	235.8	13:44.359																																				
9	1:40.086	30.037	40.461	29.588	233.8	15:24.445																																				
10	1:39.844	29.836	40.711	29.297	238.4	17:04.289																																				
11	1:39.799	29.817	40.594	29.388	240.0	18:44.088																																				
12	1:39.459	29.756	40.512	29.191	243.2	20:23.547																																				
13	1:39.453	29.776	40.458	29.219	233.3	22:03.000																																				
14	1:40.093	29.820	40.746	29.527	234.3	23:43.093																																				
15	1:40.203	30.301	40.483	29.419	234.8	25:23.296																																				
16	1:39.841	29.948	40.482	29.411	234.3	27:03.137																																				
17	1:40.641	29.902	41.075	29.664	234.3	28:43.778																																				
18	1:41.258	30.247	41.207	29.804	236.3	30:25.036																																				
19	1:41.347	30.405	41.185	29.757	240.5	32:06.383																																				
20	1:40.694	29.948	40.822	29.924	236.9	33:47.077																																				
52	Jesse CARRASQUEDO						MEX	16	1:40.343	29.857	40.535	29.951	236.9	26:59.845	17	1:39.953	30.042	40.859	29.052	236.3	28:39.798	18	1:38.840	29.555	40.143	29.142	234.8	30:18.638	19	1:38.763	29.497	40.418	28.848	235.3	31:57.401	20	1:38.537	29.355	40.150	29.032	235.3	33:35.938
Campos Racing Tatuus T-318																																										
1	1:45.783	34.667	41.610	29.506		1:45.783																																				
2	1:38.408	29.430	40.085	28.893	239.5	3:24.191																																				
3	1:38.150	29.433	39.885	28.832	236.3	5:02.341																																				
4	1:38.340	29.342	40.097	28.901	236.3	6:40.681																																				
5	1:38.182	29.307	39.959	28.916	237.9	8:18.863																																				
6	1:38.163	29.401	39.922	28.840	237.4	9:57.026																																				
7	1:38.276	29.287	39.990	28.999	238.9	11:35.302																																				
8	1:38.332	29.340	39.947	29.045	237.9	13:13.634																																				
9	1:38.517	29.439	40.069	29.009	239.5	14:52.151																																				
10	1:38.681	29.432	40.165	29.084	241.1	16:30.832																																				
11	1:38.618	29.447	40.148	29.023	239.5	18:09.450																																				
12	1:38.690	29.494	40.048	29.148	238.9	19:48.140																																				
13	1:38.874	29.593	40.273	29.008	236.9	21:27.014																																				
14	1:38.433	29.416	40.070	28.947	238.4	23:05.447																																				
15	1:38.723	29.453	40.217	29.053	238.9	24:44.170																																				
16	1:38.743	29.515	40.133	29.095	240.0	26:22.913																																				
17	1:38.878	29.503	40.152	29.223	242.1	28:01.791																																				
18	1:39.010	29.684	40.213	29.113	239.5	29:40.801																																				
19	1:38.875	29.576	40.114	29.185	238.4	31:19.676																																				
20	1:38.863	29.433	40.194	29.236	240.5	32:58.539																																				
64	Preston LAMBERT						USA	16	1:40.343	29.857	40.535	29.951	236.9	26:59.845	17	1:39.953	30.042	40.859	29.052	236.3	28:39.798	18	1:38.840	29.555	40.143	29.142	234.8	30:18.638	19	1:38.763	29.497	40.418	28.848	235.3	31:57.401	20	1:38.537	29.355	40.150	29.032	235.3	33:35.938
Drivex Tatuus T-318																																										
1	1:55.183	38.940	44.057</																																							



Eurocup3

ROUND 8 - BARCELONA

RACE 1

Sector Analysis

_ Invalidated Lap							■ Personal Best							■ Session Best							B Crossing the pit lane						
Lap	Time	Sector 1	Sector 2	Sector 3	T.Spd	Elapsed	Lap	Time	Sector 1	Sector 2	Sector 3	T.Spd	Elapsed	Lap	Time	Sector 1	Sector 2	Sector 3	T.Spd	Elapsed	Lap	Time	Sector 1	Sector 2	Sector 3	T.Spd	Elapsed
4	1:40.228	29.775	40.836	29.617	240.5	6:59.491	4	1:40.466	29.922	41.076	29.468	233.8	6:53.135	4	1:40.466	29.922	41.076	29.468	233.8	6:53.135	4	1:40.466	29.922	41.076	29.468	233.8	6:53.135
5	1:40.280	29.952	40.760	29.568	243.8	8:39.771	5	1:39.838	29.735	40.685	29.418	236.3	8:32.973	5	1:39.838	29.735	40.685	29.418	236.3	8:32.973	5	1:39.838	29.735	40.685	29.418	236.3	8:32.973
6	1:40.097	29.661	40.818	29.618	235.3	10:19.868	6	1:40.112	29.765	40.729	29.618	235.3	10:13.085	6	1:40.112	29.765	40.729	29.618	235.3	10:13.085	6	1:40.112	29.765	40.729	29.618	235.3	10:13.085
7	1:40.176	29.548	40.585	30.043	237.4	12:00.044	7	1:39.992	29.891	40.722	29.379	233.3	11:53.077	7	1:39.992	29.891	40.722	29.379	233.3	11:53.077	7	1:39.992	29.891	40.722	29.379	233.3	11:53.077
8	1:40.063	29.912	40.579	29.572	233.8	13:40.107	8	1:39.805	29.746	40.649	29.410	234.8	13:32.882	8	1:39.805	29.746	40.649	29.410	234.8	13:32.882	8	1:39.805	29.746	40.649	29.410	234.8	13:32.882
9	1:39.688	29.718	40.447	29.523	233.3	15:19.795	9	1:39.751	29.676	40.729	29.346	234.3	15:12.633	9	1:39.751	29.676	40.729	29.346	234.3	15:12.633	9	1:39.751	29.676	40.729	29.346	234.3	15:12.633
10	1:39.580	29.663	40.375	29.542	233.8	16:59.375	10	1:39.649	29.656	40.611	29.382	233.8	16:52.282	10	1:39.649	29.656	40.611	29.382	233.8	16:52.282	10	1:39.649	29.656	40.611	29.382	233.8	16:52.282
11	1:39.653	29.742	40.372	29.539	234.3	18:39.028	11	1:39.720	29.737	40.609	29.374	233.8	18:32.002	11	1:39.720	29.737	40.609	29.374	233.8	18:32.002	11	1:39.720	29.737	40.609	29.374	233.8	18:32.002
12	1:40.119	29.631	40.757	29.731	235.3	20:19.147	12	1:39.634	29.583	40.779	29.272	233.8	20:11.636	12	1:39.634	29.583	40.779	29.272	233.8	20:11.636	12	1:39.634	29.583	40.779	29.272	233.8	20:11.636
13	1:40.698	29.865	41.086	29.747	234.8	21:59.845	13	1:39.587	29.666	40.652	29.269	234.8	21:51.223	13	1:39.587	29.666	40.652	29.269	234.8	21:51.223	13	1:39.587	29.666	40.652	29.269	234.8	21:51.223
14	1:40.584	29.812	41.086	29.686	235.8	23:40.429	14	1:40.029	29.800	40.641	29.588	234.3	23:31.252	14	1:40.029	29.800	40.641	29.588	234.3	23:31.252	14	1:40.029	29.800	40.641	29.588	234.3	23:31.252
15	1:40.691	29.898	41.067	29.726	239.5	25:21.120	15	1:41.322	29.802	42.016	29.504	233.3	25:12.574	15	1:41.322	29.802	42.016	29.504	233.3	25:12.574	15	1:41.322	29.802	42.016	29.504	233.3	25:12.574
16	1:40.823	29.801	41.085	29.937	236.3	27:01.943	16	1:40.115	29.716	41.023	29.376	237.4	26:52.689	16	1:40.115	29.716	41.023	29.376	237.4	26:52.689	16	1:40.115	29.716	41.023	29.376	237.4	26:52.689
17	1:40.811	29.726	41.213	29.872	236.9	28:42.754	17	1:40.235	29.794	40.936	29.505	236.3	28:32.924	17	1:40.235	29.794	40.936	29.505	236.3	28:32.924	17	1:40.235	29.794	40.936	29.505	236.3	28:32.924
18	1:41.624	30.116	41.040	30.468	241.1	30:24.378	18	1:39.792	29.757	40.604	29.431	235.8	30:12.716	18	1:39.792	29.757	40.604	29.431	235.8	30:12.716	18	1:39.792	29.757	40.604	29.431	235.8	30:12.716
19	1:40.810	30.038	41.110	29.662	238.9	32:05.188	19	1:39.803	29.676	40.628	29.499	235.8	31:52.519	19	1:39.803	29.676	40.628	29.499	235.8	31:52.519	19	1:39.803	29.676	40.628	29.499	235.8	31:52.519
20	1:40.415	29.685	41.037	29.693	238.4	33:45.603	20	1:39.933	29.424	41.023	29.486	238.9	33:32.452	20	1:39.933	29.424	41.023	29.486	238.9	33:32.452	20	1:39.933	29.424	41.023	29.486	238.9	33:32.452

69	Matteo QUINTARELLI	ARE				
	Saintéloc Racing	Tatuus T-318				
1	2:07.102	53.414	42.977	30.711	2:07.102	
2	1:42.788	30.134	42.771	29.883	231.3	3:49.890
3	1:42.869	30.005	43.463	29.401	234.3	5:32.759
4	1:41.654	30.885	41.500	29.269	233.3	7:14.413
5	1:39.427	29.786	40.471	29.170	233.8	8:53.840
6	1:39.779	29.666	40.737	29.376	234.3	10:33.619
7	1:39.243	29.684	40.439	29.120	233.8	12:12.862
8	2:07.153 B	30.638	48.069	48.446	233.3	14:20.015

84	Owen TANGAVELOU	VNM				
	MP Motorsport	Tatuus T-318				
1	1:46.525	35.004	41.885	29.636	1:46.525	
2	1:38.994	29.565	40.408	29.021	239.5	3:25.519
3	1:38.180	29.406	39.997	28.777	234.8	5:03.699
4	1:38.257	29.107	40.239	28.911	241.6	6:41.956
5	1:38.421	29.354	40.033	29.034	236.9	8:20.377
6	1:38.221	29.346	39.958	28.917	237.4	9:58.598
7	1:38.175	29.121	40.120	28.934	240.5	11:36.773
8	1:38.472	29.286	40.103	29.083	246.0	13:15.245
9	1:38.815	29.636	39.892	29.287	232.8	14:54.060
10	1:38.616	29.419	40.048	29.149	234.3	16:32.676
11	1:38.882	29.501	40.198	29.183	236.3	18:11.558
12	1:37.885	29.098	39.895	28.892	241.6	19:49.443
13	1:38.638	29.338	40.086	29.214	237.9	21:28.081
14	1:39.109	29.434	40.434	29.241	238.4	23:07.190
15	1:38.581	29.337	40.172	29.072	237.9	24:45.771
16	1:38.729	29.522	40.164	29.043	238.9	26:24.500
17	1:38.440	29.339	40.019	29.082	236.3	28:02.940
18	1:39.190	29.464	40.618	29.108	235.8	29:42.130
19	1:38.882	29.437	40.221	29.224	238.9	31:21.012
20	1:38.900	29.527	40.234	29.139	238.4	32:59.912

72	Mari BOYA	ESP				
	GRS Team USA	Tatuus T-318				
1	1:48.071	36.581	41.572	29.918	1:48.071	
2	1:40.101	29.946	40.817	29.338	238.9	3:28.172
3	1:39.396	29.744	40.576	29.076	237.4	5:07.568
4	1:39.110	29.529	40.418	29.163	238.4	6:46.678
5	1:39.525	29.896	40.417	29.212	242.1	8:26.203
6	1:40.094	30.499	40.560	29.035	236.9	10:06.297
7	1:38.772	29.584	40.214	28.974	237.9	11:45.069
8	1:38.708	29.479	40.087	29.142	236.9	13:23.777
9	1:38.994	29.636	40.245	29.113	235.3	15:02.771
10	1:39.392	29.565	40.578	29.249	236.3	16:42.163
11	1:39.592	29.442	40.639	29.511	242.1	18:21.755
12	1:39.624	29.508	40.838	29.278	240.0	20:01.379
13	1:38.914	29.597	40.178	29.139	235.3	21:40.293
14	1:38.988	29.640	40.195	29.153	236.3	23:19.281
15	1:39.041	29.467	40.370	29.204	236.9	24:58.322
16	1:38.989	29.554	40.350	29.085	236.3	26:37.311
17	1:38.737	29.464	40.146	29.127	237.4	28:16.048
18	1:39.041	29.557	40.334	29.150	235.8	29:55.089
19	1:38.888	29.535	40.181	29.172	235.3	31:33.977
20	1:39.153	29.521	40.289	29.343	236.9	33:13.130

99	Daniel NOGALES	ESP				
	Saintéloc Racing	Tatuus T-318				
1	1:47.770	36.191	41.645	29.934	1:47.770	
2	1:40.027	29.880	40.910	29.237	240.5	3:27.797
3	1:39.286	29.620	40.482	29.184	238.4	5:07.083
4	1:38.895	29.509	40.266	29.120	235.8	6:45.978
5	1:38.948	29.583	40.261	29.104	236.3	8:24.926
6	1:39.041	29.618	40.257	29.166	236.3	10:03.967
7	1:38.898	29.425	40.208	29.265	238.9	11:42.865
8	1:39.081	29.464	40.287	29.330	239.5	13:21.946
9	1:39.337	29.625	40.386	29.326	237.4	15:01.283
10	1:39.558	29.766	40.405	29.387	233.3	16:40.841
11	1:40.518	30.360	40.641	29.517	234.3	18:21.359
12	1:50.003 B	29.607	41.436	38.960	237.9	20:11.362

77	Isaac BARASHI	GBR				
	GRS Team USA	Tatuus T-318				
1	1:50.695	38.041	42.517	30.137	1:50.695	
2	1:41.330	30.067	41.258	30.005	235.8	3:32.025
3	1:40.644	30.011	41.126	29.507	235.8	5:12.669