

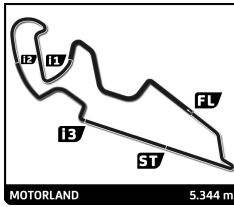
# F4Spain

## ROUND 1 - MOTORLAND

### PREVIOUS TEST 2

## Sector Analysis

___ Invalidated Lap							■ Personal Best							■ Session Best							B Crossing the pit lane										
Lap	Time	Sector 1	Sector 2	Sector 3	Sector 4	T.Sp	Lap	Time	Sector 1	Sector 2	Sector 3	Sector 4	T.Sp	Lap	Time	Sector 1	Sector 2	Sector 3	Sector 4	T.Sp	Lap	Time	Sector 1	Sector 2	Sector 3	Sector 4	T.Sp				
<b>1</b>	<b>Hudson SCHWARTZ</b> USA							<b>5</b>	<b>Miguel COSTA</b> BRA							<b>8</b>	<b>Philippe Armand KARRAS</b> GRC							<b>9</b>	<b>René LAMMERS</b> NLD						
	KCL MP Motorsport						Tatuus F4 T -421		Campos Racing						Tatuus F4 T -421		Saintéloc Racing						Tatuus F4 T -421		MP Motorsport						Tatuus F4 T -421
1	2:25.059	46.606	34.503	22.247	41.703	195.7	17	<b>1:58.372</b>	<b>30.508</b>	30.755	19.803	37.306	237.4	1	2:48.026	1:09.537	33.923	22.641	41.925	210.9	1	2:26.760 B	45.467	33.270	21.113	46.910	217.7				
2	2:11.467 B	33.164	32.108	20.882	45.313	232.3	1	2:46.874 B	1:01.675	35.267	21.600	48.332	223.1	2	<b>2:03.473</b>	32.350	32.093	20.491	38.539	229.3	2	2:48.089 B	1:10.356	31.888	20.437	45.408	230.8				
3	2:48.299 B	1:08.058	31.606	20.535	48.100	176.5	2	2:41.747 B	1:02.722	32.231	21.138	45.656	222.7	3	2:02.238	<b>31.405</b>	<b>31.724</b>	20.158	38.951	229.8	3	2:56.358	1:27.035	31.509	20.192	37.622	234.8				
4	2:53.413	1:23.349	31.794	20.367	37.903	235.3	3	<b>2:58.553 B</b>	<b>1:22.117</b>	<b>31.522</b>	20.135	44.779	225.9	4	2:03.049	<b>31.600</b>	<b>31.692</b>	20.294	39.463	228.8	4	1:59.375	<b>30.739</b>	<b>31.152</b>	19.962	37.522	234.8				
5	2:04.587 B	30.755	31.181	20.067	42.584	236.3	4	2:34.837	1:04.233	31.449	20.231	38.924	226.9	5	2:02.432	<b>31.968</b>	<b>31.749</b>	20.326	<b>38.389</b>	231.8	5	2:07.120 B	<b>30.889</b>	31.312	20.310	44.609	236.3				
6	8:14.583	6:39.747	34.343	21.670	38.823	230.8	5	1:59.633	31.188	31.157	20.006	37.282	236.3	6	2:04.304	<b>31.489</b>	<b>31.718</b>	20.261	40.836	232.8	6	7:40.713	6:08.184	33.274	20.914	38.341	227.4				
7	2:02.013	31.815	31.767	20.654	37.777	233.8	6	2:05.572 B	<b>30.867</b>	<b>30.972</b>	20.066	43.667	236.8	7	2:07.951 B	<b>31.694</b>	<b>31.694</b>	<b>20.099</b>	44.464	230.8	7	2:00.648	31.371	31.460	20.144	37.673	233.3				
8	2:00.210	30.826	31.727	20.115	37.542	232.8	7	7:43.417	6:09.018	34.010	21.527	38.862	225.5																		
9	1:59.136	30.768	30.982	20.004	37.382	236.3	8	2:02.040	32.038	31.701	20.096	38.205	228.8																		
10	<b>1:58.909</b>	<b>30.628</b>	31.110	19.944	37.227	234.3	9	1:59.933	30.902	31.146	20.037	37.848	235.3																		
11	1:58.880	30.575	30.974	19.907	37.424	234.8	10	1:59.592	30.887	<b>31.276</b>	19.972	37.457	234.8																		
12	1:58.967	30.691	31.009	<b>19.790</b>	37.477	233.8	11	<b>1:58.633</b>	30.713	30.820	19.793	37.307	235.3																		
13	1:58.923	30.636	31.024	20.007	37.256	236.3	12	<b>1:59.131</b>	<b>30.704</b>	<b>30.886</b>	19.772	37.769	234.8																		
14	1:58.651	30.628	31.000	19.898	<b>37.125</b>	235.8	13	1:58.780	30.779	<b>30.901</b>	<b>19.713</b>	37.387	235.3																		
15	1:58.737	30.615	30.966	20.001	37.155	238.9	14	<b>1:58.424</b>	<b>30.597</b>	<b>30.750</b>	19.762	37.315	233.3																		
16	<b>1:58.229</b>	<b>30.501</b>	<b>30.704</b>	19.822	37.202	236.3	15	1:58.634	<b>30.677</b>	30.771	19.794	37.392	234.3																		
							16	1:58.793	30.725	30.868	19.949	<b>37.251</b>	236.3																		
<b>2</b>	<b>Vivek KANTHAN</b> USA																														
	Campos Racing						Tatuus F4 T -421																								
1	2:45.414 B	1:01.347	35.120	21.626	47.321	220.9																									
2	3:11.462 B	1:26.327	31.943	21.534	51.658	200.4																									
3	2:59.121 B	1:17.086	31.548	21.250	49.237	211.8																									
4	2:35.861	1:06.813	31.452	20.207	37.389	234.8																									
5	1:59.258	30.827	31.112	20.060	37.259	235.8																									
6	2:04.831 B	30.852	31.024	20.035	42.920	235.3																									
7	6:34.017	4:59.070	34.357	21.630	38.960	225.0																									
8	2:02.127	31.922	31.806	20.397	38.002	230.8																									
9	1:59.325	30.860	31.140	20.082	<b>37.243</b>	232.8																									
10	<b>1:58.804</b>	<b>30.608</b>	31.024	19.888	37.284	231.8																									
11	1:58.913	30.604	31.101	19.889	37.319	232.8																									
12	<b>1:58.768</b>	<b>30.670</b>	30.880	19.896	37.322	236.8																									
13	<b>2:01.787</b>	30.627	<b>31.246</b>	<b>19.862</b>	40.052	180.0																									
14	<b>1:58.718</b>	<b>30.600</b>	30.857	19.923	37.338	237.4																									
15	<b>2:00.437</b>	<b>30.462</b>	<b>31.584</b>	20.739	37.652	234.8																									
16	1:58.735	30.640	<b>30.805</b>	19.913	37.377	231.8																									



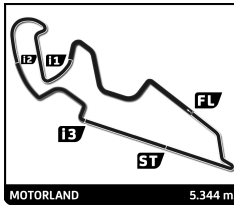
# F4Spain

## ROUND 1 - MOTORLAND

### PREVIOUS TEST 2

### Sector Analysis

— Invalidated Lap							■ Personal Best	■ Session Best	B Crossing the pit lane						
Lap	Time	Sector 1	Sector 2	Sector 3	Sector 4	T.Spd	Lap	Time	Sector 1	Sector 2	Sector 3	Sector 4	T.Spd		
8	1:59.668	30.768	31.353	20.019	37.528	235.3	7	2:05.936 B	31.175	31.485	20.291	42.985	232.3		
9	1:59.095	30.629	31.091	20.058	37.317	234.8	8	7:07.375	5:27.876	35.484	22.857	41.158	220.0		
10	1:58.640	30.458	30.939	19.779	37.464	234.3	9	2:06.264	32.659	32.723	20.769	40.113	209.3		
11	1:58.471	30.581	30.969	19.709	37.212	235.8	10	2:01.351	31.484	31.640	20.314	37.913	231.3		
12	1:58.973	30.660	31.134	19.768	37.411	234.3	11	2:01.468	31.387	31.613	20.125	38.343	231.3		
13	1:59.006	30.557	30.853	19.832	37.764	234.3	12	2:02.915	32.360	32.219	20.438	37.898	231.8		
14	1:59.084	30.709	31.004	19.830	37.541	235.3	13	2:01.950	31.387	32.034	20.090	38.439	230.8		
15	1:58.516	30.545	30.957	19.801	37.213	234.8	14	2:00.607	31.206	31.385	20.209	37.807	231.8		
16	1:58.505	30.572	30.950	19.778	37.205	234.8	15	2:00.614	31.180	31.257	20.064	38.113	230.3		
17	2:05.033 B	30.519	30.980	19.735	43.799	236.3	16	2:00.453	31.038	31.312	20.322	37.781	232.8		
							17	2:00.065	31.008	31.210	20.159	37.688	231.3		
<b>10</b>	<b>Niklas SCHAUFLE</b>						AUT	<b>15</b>	<b>Edward ROBINSON</b>						ESP
	KCL MP Motorsport						Tatuus F4 T -421		DXR						Tatuus F4 T -421
1	2:34.538 B	44.895	35.942	23.073	50.628	197.1	1	2:57.158 B	1:06.859	34.743	23.013	52.543	224.1		
2	3:02.287 B	1:13.101	35.559	22.832	50.795	209.7	2	3:07.458 B	1:29.115	32.273	20.630	45.440	227.4		
3	3:02.808 B	1:19.174	32.415	21.377	49.842	204.2	3	3:02.119 B	1:25.246	32.013	20.493	44.367	232.3		
4	2:55.395 B	1:14.107	34.102	20.798	46.388	215.6	4	1:10:04.930	9:31.156	33.621	21.111	39.042	226.4		
5	9:01.440	7:26.860	33.895	21.379	39.306	227.4	5	2:01.979	31.589	31.677	20.473	38.240	232.3		
6	2:01.759	31.731	31.810	20.314	37.904	233.8	6	2:13.066	32.406	31.915	20.375	48.370	116.9		
7	1:59.782	30.833	31.284	20.079	37.586	233.3	7	2:00.229	31.140	31.443	20.079	37.567	233.3		
8	1:59.339	30.696	31.186	20.072	37.385	235.8	8	1:59.694	30.888	31.479	19.954	37.373	233.8		
9	2:01.476	30.783	31.245	19.943	39.505	217.3	9	2:00.112	30.848	31.525	20.145	37.594	232.8		
10	1:59.481	30.699	31.236	19.972	37.574	235.3	10	2:00.181	31.140	31.224	20.095	37.722	234.8		
11	1:59.020	30.737	31.040	19.881	37.362	234.8	11	1:59.828	30.965	31.288	20.091	37.484	234.3		
12	1:58.892	30.623	31.026	19.823	37.420	235.8	12	1:59.784	30.986	31.238	20.056	37.504	232.8		
13	1:58.918	30.692	30.975	19.914	37.337	235.3	13	2:00.432	31.126	31.355	20.456	37.495	234.8		
14	1:58.905	30.585	30.948	20.051	37.321	236.8	14	1:59.717	30.960	31.306	19.967	37.484	233.8		
15	1:59.286	30.946	31.206	19.847	37.287	234.8									
<b>11</b>	<b>Reno FRANCO</b>						NLD	<b>17</b>	<b>Nacho TUÑON</b>						ESP
	KCL MP Motorsport						Tatuus F4 T -421		Tecnicar by Amtog						Tatuus F4 T -421
1	2:26.697	45.113	36.127	23.434	42.023	193.2	1	3:35.731 B	1:46.474	34.817	22.673	51.767	187.8		
2	2:06.659	32.329	31.885	20.957	41.488	198.5	2	3:36.687 B	1:55.041	32.779	21.789	47.078	205.7		
3	2:00.106	30.887	31.662	19.993	37.564	233.3	3	3:05.667 B	1:28.243	31.573	20.401	45.450	225.9		
4	1:59.438	30.836	31.149	20.018	37.435	235.3	4	10:25.571 B	8:36.060	35.942	23.310	50.259	176.8		
5	2:00.032	31.108	31.285	20.093	37.546	235.8	5	2:38.003	55.813	32.935	21.137	48.118	174.5		
6	2:05.412 B	30.841	31.161	19.999	43.411	236.3	6	2:05.303	31.708	31.758	20.241	41.596	185.6		
7	8:23.352	6:45.583	36.516	22.111	39.142	221.3	7	2:00.382	30.961	31.575	20.098	37.748	234.3		
8	2:03.658	32.702	31.972	21.008	37.976	234.8	8	1:59.846	30.827	31.282	20.103	37.634	234.8		
9	2:00.001	30.978	31.260	20.113	37.650	234.3	9	1:59.751	30.850	31.239	20.035	37.627	232.3		
10	2:02.261	30.833	31.088	20.203	40.137	237.4	10	2:00.040	30.801	31.463	20.247	37.529	235.3		
11	1:58.980	30.662	31.123	19.847	37.348	234.3	11	1:59.402	30.940	31.039	19.968	37.455	233.8		
12	1:59.121	30.722	30.919	19.923	37.557	234.3	12	1:59.692	30.783	31.189	20.104	37.616	234.3		
13	1:59.140	30.821	30.968	19.940	37.411	235.3	13	1:59.926	31.075	31.209	20.061	37.581	233.3		
14	1:59.188	30.767	30.994	20.020	37.407	235.3	14	1:59.676	30.767	31.269	20.062	37.578	233.3		
15	1:59.042	30.626	30.865	19.878	37.673	232.3									
16	2:04.737	30.939	35.114	20.429	38.255	235.8									
17	1:59.081	30.761	30.848	19.855	37.617	233.8									
<b>14</b>	<b>Jean Paul KARRAS</b>						GRC	<b>19</b>	<b>Matus RYBA</b>						SVK
	Saintéloc Racing						Tatuus F4 T -421		Griffin Core						Tatuus F4 T -421
1	2:50.177	1:11.359	33.950	22.434	42.434	201.9	1	2:34.865	1:00.177	34.137	20.987	39.564	222.7		
2	2:03.860	32.585	32.258	20.741	38.276	231.8	2	2:01.491	31.703	31.542	20.346	37.900	230.3		
3	2:01.786	31.498	31.883	20.481	37.924	230.8	3	2:01.337	31.682	31.557	20.381	37.717	232.3		
4	2:01.733	31.346	31.886	20.308	38.193	230.8	4	2:00.042	31.075	31.314	20.148	37.505	233.8		
5	2:01.513	31.566	31.693	20.423	37.831	235.8	5	1:59.867	30.919	31.315	20.134	37.499	232.3		
6	2:00.906	31.311	31.621	20.190	37.784	234.8	6	1:59.461	30.723	31.144	20.061	37.533	237.4		
							7	2:08.106 B	30.972	31.777	20.103	45.254	234.8		
							8	8:23.318	6:49.801	33.561	21.221	38.735	225.9		
							9	2:01.547	31.567	31.554	20.440	37.986	230.3		



# F4Spain

## ROUND 1 - MOTORLAND

### PREVIOUS TEST 2

## Sector Analysis

— Invalidated Lap    ■ Personal Best    ■ Session Best    B Crossing the pit lane

Lap	Time	Sector 1	Sector 2	Sector 3	Sector 4	T.Sp	Lap	Time	Sector 1	Sector 2	Sector 3	Sector 4	T.Sp
10	1:59.913	31.225	31.082	20.087	37.519	234.3	9	2:29.001	56.017	33.239	20.740	39.005	224.1
11	1:59.495	30.714	31.033	20.030	37.718	233.8	10	<u>2:01.800</u>	<u>31.358</u>	31.608	20.403	38.431	230.8
12	<u>1:59.210</u>	<u>30.737</u>	31.008	19.954	37.511	232.3	11	<u>2:03.378</u>	31.188	<u>31.432</u>	20.320	40.438	233.3
13	1:59.839	<u>30.862</u>	<u>30.987</u>	20.103	37.887	234.3	12	2:01.093	31.418	31.439	20.314	37.922	232.3
14	1:58.945	30.840	30.921	19.890	<b>37.294</b>	233.3	13	2:00.314	31.212	31.370	20.129	<b>37.603</b>	234.8
15	1:58.880	30.767	30.893	<b>19.828</b>	37.392	233.8	14	2:00.187	31.167	31.142	20.079	37.799	232.3
16	1:59.157	30.778	31.032	19.868	37.479	235.3	15	2:00.431	31.162	31.457	20.190	37.622	232.8
17	<b>1:58.820</b>	<b>30.661</b>	<b>30.854</b>	19.852	37.453	231.3	16	<b>1:59.965</b>	31.145	<b>31.094</b>	20.092	37.634	232.8
							17	1:59.972	<b>30.971</b>	31.232	<b>19.989</b>	37.780	232.3

22 Juan COTA ESP						
MP Motorsport			Tatuus F4 T -421			
1	2:29.028	47.894	35.631	22.866	42.637	191.2
2	<u>2:13.014</u> B	<u>32.604</u>	<u>32.223</u>	21.125	47.062	181.2
3	2:48.285 B	1:11.387	31.811	20.389	44.698	230.3
4	3:00.679 B	1:25.631	31.410	20.160	43.478	233.8
5	9:28.703	7:56.180	33.142	20.943	38.438	231.3
6	<u>2:00.762</u>	31.405	<u>31.298</u>	20.263	37.796	232.8
7	<u>1:59.222</u>	<b>30.591</b>	<u>31.106</u>	20.000	37.525	236.3
8	<u>1:59.939</u>	<u>30.855</u>	<u>31.454</u>	20.108	37.522	233.3
9	<u>1:59.123</u>	<u>30.756</u>	<u>31.040</u>	19.973	37.354	233.8
10	<u>1:58.855</u>	<u>30.723</u>	30.957	19.843	37.332	233.8
11	<u>1:58.886</u>	<u>30.616</u>	30.966	19.862	37.442	234.8
12	<u>1:58.681</u>	<u>30.688</u>	<b>30.873</b>	19.842	37.278	235.8
13	<u>1:58.575</u>	<u>30.596</u>	<u>31.006</u>	19.742	<b>37.231</b>	234.3
14	<u>1:58.658</u>	<u>30.637</u>	30.953	19.732	37.336	234.8
15	<u>1:58.614</u>	<u>30.732</u>	<u>30.866</u>	<b>19.686</b>	37.330	234.3
16	<u>1:58.420</u>	30.608	<u>30.836</u>	19.735	37.241	233.3

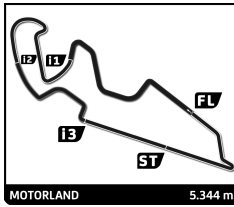
23 Jan PRZYROWSKI POL						
Griffin Core			Tatuus F4 T -421			
1	2:41.372 B	59.590	34.313	20.920	46.549	219.5
2	2:43.971	1:13.358	31.827	20.369	38.417	231.3
3	2:00.006	31.120	31.442	19.994	37.450	235.8
4	1:59.362	30.777	31.077	19.871	37.637	234.8
5	<u>1:58.809</u>	<u>30.627</u>	31.023	19.823	37.336	236.8
6	<u>2:05.679</u> B	<u>30.726</u>	30.932	19.822	44.199	235.3
7	9:43.835 B	8:01.478	32.939	20.885	48.533	206.1
8	2:24.855	54.859	31.500	20.151	38.345	221.8
9	1:58.859	30.672	30.992	19.916	37.279	234.3
10	<u>1:59.129</u>	30.734	<u>31.182</u>	20.019	<b>37.194</b>	238.9
11	<u>1:59.166</u>	<u>30.458</u>	30.785	19.922	38.001	234.3
12	<u>1:58.527</u>	30.704	30.800	19.809	37.214	236.8
13	<u>1:58.680</u>	<u>30.498</u>	<b>30.693</b>	19.803	37.686	235.3
14	1:58.942	30.593	31.109	<b>19.737</b>	37.503	233.8
15	<b>1:58.736</b>	30.721	30.847	19.852	37.316	234.8
16	2:04.749 B	<b>30.478</b>	30.738	19.912	43.621	234.8

24 Kyuho LEE KOR						
Rodin Motorsport			Tatuus F4 T -421			
1	2:58.686 B	59.278	39.233	24.377	55.798	195.7
2	2:43.798	1:08.732	34.045	21.108	39.913	212.2
3	<u>2:02.343</u>	<u>31.655</u>	31.807	20.307	38.574	233.8
4	<u>2:01.315</u>	<u>31.329</u>	<u>31.562</u>	20.311	38.113	234.3
5	2:01.279	31.174	31.434	20.189	38.482	235.3
6	<u>2:01.085</u>	31.253	<u>31.717</u>	20.261	37.854	232.8
7	2:05.871 B	31.261	31.513	20.142	42.955	232.8
8	7:16.933 B	5:30.420	36.020	22.878	47.615	225.0

25 Francisco MONARCA ARG						
Monlau Motorsport			Tatuus F4 T -421			
1	3:08.394 B	1:22.621	33.936	21.658	50.179	204.9
2	4:59.461 B	3:20.372	32.268	20.949	45.872	210.5
3	2:51.045 B	1:15.205	31.645	20.328	43.867	234.3
4	2:46.791 B	1:12.371	31.653	20.180	42.587	235.3
5	8:08.264	6:32.962	33.827	21.700	39.775	209.7
6	2:01.343	31.510	31.545	20.257	38.031	234.8
7	2:00.138	31.016	31.415	20.266	37.441	235.3
8	1:59.626	30.883	31.276	20.050	37.417	234.8
9	1:59.342	30.822	31.205	20.011	37.304	235.3
10	<u>2:00.421</u>	<u>30.862</u>	32.035	20.028	37.496	235.8
11	<u>1:59.536</u>	<u>30.730</u>	31.404	19.967	37.435	236.3
12	<u>2:00.329</u>	<u>30.773</u>	32.009	20.110	37.437	236.8
13	<b>1:59.093</b>	<b>30.744</b>	<b>31.063</b>	20.042	37.244	235.3
14	<u>1:58.856</u>	<u>30.752</u>	31.156	<b>19.875</b>	<b>37.073</b>	234.8
15	<u>1:59.546</u>	<u>30.808</u>	31.187	19.993	37.558	235.8

27 Alexander JACOBY BRA						
Monlau Motorsport			Tatuus F4 T -421			
1	3:27.956 B	1:31.676	33.428	22.578	1:00.274	189.5
2	<u>5:19.350</u>	3:48.045	<u>32.350</u>	20.559	38.396	231.3
3	2:01.303	31.572	31.672	20.191	37.868	232.3
4	<u>2:00.892</u>	<u>31.707</u>	31.500	20.171	37.514	233.8
5	<u>2:06.542</u> B	31.222	<u>31.628</u>	20.219	43.473	233.3
6	7:01.772	5:23.929	34.942	22.560	40.341	206.1
7	2:03.268	31.787	32.866	20.817	37.798	233.3
8	2:01.031	31.229	31.769	20.365	37.668	232.3
9	<b>2:00.653</b>	31.172	31.535	20.269	37.677	231.8
10	<u>1:59.896</u>	<u>31.015</u>	<u>31.317</u>	20.134	37.430	233.3
11	<u>1:59.715</u>	<u>30.920</u>	31.126	20.156	37.513	234.8
12	<u>1:59.829</u>	<u>30.958</u>	31.263	20.201	<b>37.407</b>	234.3
13	<u>1:59.619</u>	<u>30.993</u>	<b>31.116</b>	<b>20.011</b>	37.499	233.8
14	2:04.921	<b>31.125</b>	31.311	22.381	40.104	201.9
15	<u>2:05.896</u> B	<u>30.956</u>	<u>31.328</u>	20.086	43.526	234.8

32 Wiktor DOBRZANSKI POL						
Tecnicar by Amtog			Tatuus F4 T -421			
1	3:19.525 B	1:24.880	35.532	23.510	55.603	175.3
2	<u>3:25.334</u> B	1:47.593	<u>32.135</u>	21.080	44.526	233.3
3	3:15.823 B	1:39.187	31.671	20.370	44.595	234.3
4	10:44.283 B	8:55.079	35.500	22.721	50.983	200.4
5	2:37.531	55.405	33.046	20.899	48.181	165.6
6	<u>2:05.264</u>	32.184	<u>31.693</u>	20.116	41.271	171.4
7	<u>2:00.629</u>	<u>31.402</u>	31.381	20.131	37.715	233.3
8	1:59.930	31.024	31.275	<b>19.969</b>	37.662	233.8
9	<u>1:59.770</u>	<u>30.983</u>	<u>31.234</u>	20.012	37.541	232.3



# F4Spain

## ROUND 1 - MOTORLAND

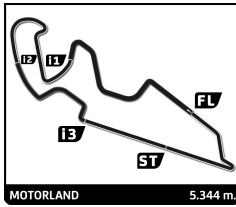
### PREVIOUS TEST 2

### Sector Analysis

— Invalidated Lap    ■ Personal Best    ■ Session Best    B Crossing the pit lane

Lap	Time	Sector 1	Sector 2	Sector 3	Sector 4	T.Spd	Lap	Time	Sector 1	Sector 2	Sector 3	Sector 4	T.Spd
<b>33</b> Christopher EL FEHALI LBN							<b>41</b> Stepan SUSLOV SWE						
Drivex Tatuus F4 T -421							DXR Tatuus F4 T -421						
1	2:49.496	1:03.648	35.048	21.909	48.891	212.6	1	3:00.682	1:07.202	35.133	23.333	55.014	222.7
2	2:48.673	1:09.647	32.051	20.563	46.412	215.6	2	3:09.998	1:33.456	32.113	20.552	43.877	222.7
3	2:55.959	1:26.635	31.596	20.294	37.434	236.3	3	3:16.382	1:40.698	31.774	20.831	43.079	233.3
4	2:04.996	30.993	31.483	20.009	42.511	235.3	4	10:46.614	9:12.101	33.955	21.548	39.010	226.4
5	9:30.127	7:54.025	34.746	21.741	39.615	216.4	5	2:02.249	31.801	31.803	20.411	38.234	229.3
6	2:01.755	31.264	31.724	20.527	38.240	224.5	6	2:11.488	31.875	31.520	20.401	47.692	115.5
7	2:13.099	36.587	38.310	20.381	37.821	231.8	7	2:01.239	31.309	31.406	20.830	37.694	233.3
8	1:59.301	30.782	31.182	20.050	37.287	236.3	8	2:00.527	31.071	31.450	20.216	37.790	232.3
9	1:59.279	30.717	31.091	19.955	37.516	234.8	9	2:00.363	31.175	31.368	20.082	37.738	232.8
10	1:59.613	30.835	31.214	19.984	37.580	233.8	10	2:02.607	31.001	31.285	20.165	40.156	210.1
11	2:01.492	30.786	33.400	19.954	37.352	234.3	11	2:00.313	31.084	31.330	20.042	37.857	233.8
12	1:59.052	30.695	31.005	20.174	37.178	235.3	12	2:01.411	31.058	31.403	20.260	38.690	227.4
13	1:59.259	30.589	31.248	19.963	37.459	233.8	13	1:59.732	30.936	31.203	20.116	37.477	234.3
14	1:59.186	30.747	31.032	19.929	37.478	235.3	14	2:00.458	31.762	31.270	19.928	37.498	233.8
15	2:06.212	30.950	30.993	20.065	44.204	234.8							
<b>37</b> Filippo FIORENTINO BRA							<b>46</b> Nathan TYE GBR						
Drivex Tatuus F4 T -421							Rodin Motorsport Tatuus F4 T -421						
1	2:55.793	1:05.687	35.309	23.025	51.772	223.1	1	2:42.975	58.497	39.283	24.681	40.514	211.4
2	3:02.830	1:20.640	32.492	20.656	49.042	225.9	2	2:01.101	31.559	31.525	20.430	37.587	232.8
3	2:50.422	1:20.569	31.739	20.326	37.788	235.8	3	2:00.279	31.143	31.413	20.206	37.517	232.8
4	2:06.480	31.005	31.580	20.545	43.350	235.8	4	2:00.321	31.148	31.259	20.317	37.597	234.3
5	9:15.423	7:40.936	33.482	21.625	39.380	210.5	5	1:59.657	30.908	31.226	19.978	37.545	234.8
6	2:01.473	31.414	31.470	20.409	38.180	234.8	6	1:59.184	30.780	31.119	19.979	37.306	235.8
7	2:13.494	31.055	31.344	20.145	50.950	111.0	7	1:59.129	30.717	31.033	20.073	37.306	235.3
8	1:59.451	30.899	31.139	20.088	37.325	234.8	8	2:05.781	30.835	31.242	20.232	43.472	233.8
9	1:58.912	30.624	30.998	20.040	37.250	236.3	9	5:52.503	4:07.769	34.818	22.667	47.249	202.2
10	1:59.647	30.857	31.360	19.901	37.529	234.3	10	2:34.681	1:03.333	32.407	20.677	38.264	226.4
11	1:59.108	30.722	31.064	19.949	37.373	234.8	11	1:59.579	30.954	31.233	20.105	37.287	235.3
12	1:58.856	30.618	30.900	20.080	37.258	235.3	12	1:59.048	30.744	31.081	19.935	37.288	234.8
13	2:45.457	30.524	31.143	19.856	1:23.934	204.2	13	1:58.984	30.737	30.986	19.825	37.436	234.8
<b>39</b> Santino PANETTA ARG							<b>48</b> Gino TRAPPA ARG						
TC Racing Tatuus F4 T -421							Drivex Tatuus F4 T -421						
1	3:15.399	1:26.354	33.756	20.981	54.308	192.9	1	2:52.187	1:05.323	35.111	23.225	48.528	223.6
2	4:06.121	2:22.128	32.360	21.785	49.848	180.6	2	2:58.805	1:15.569	32.505	20.933	49.798	121.3
3	3:14.022	1:43.329	32.110	20.267	38.316	235.3	3	3:28.278	1:51.731	31.784	20.175	44.588	233.3
4	2:06.651	30.882	31.353	20.244	44.172	235.8	4	10:50.947	9:15.849	33.786	21.583	39.729	212.2
5	8:18.568	6:41.920	34.357	22.642	39.649	216.4	5	2:01.328	31.668	31.452	20.068	38.140	231.3
6	2:03.728	32.338	32.201	20.691	38.498	234.3	6	2:13.431	31.197	31.349	20.475	50.410	118.3
7	2:00.420	30.997	31.244	20.193	37.986	232.3	7	1:59.597	30.855	31.248	19.973	37.521	235.3
8	1:59.906	30.932	31.192	20.130	37.652	233.8	8	1:59.087	30.584	31.104	20.001	37.398	235.3
9	1:59.566	30.909	31.161	20.089	37.407	233.8	9	1:59.167	30.824	31.049	19.855	37.439	234.8
10	1:59.351	30.763	31.024	19.893	37.671	233.8	10	1:59.439	30.816	31.099	20.109	37.415	234.8
11	2:01.605	30.987	32.456	20.727	37.435	236.3	11	1:59.145	30.809	30.944	19.983	37.409	234.8
12	1:59.623	31.087	30.974	19.914	37.648	232.8	12	2:01.587	32.764	31.268	19.998	37.557	234.3
13	1:59.308	30.744	31.133	19.986	37.445	236.3	13	1:59.712	31.145	31.056	19.991	37.520	235.8
14	1:59.106	30.695	31.020	19.887	37.504	234.3	14	1:59.148	30.785	30.964	20.052	37.347	235.3
15	2:09.686	30.990	31.137	20.623	46.936	204.2							





# F4Spain ROUND 1 - MOTORLAND PREVIOUS TEST 2

## Sector Analysis

Lap	Time	Sector 1	Sector 2	Sector 3	Sector 4	T.Spd	Lap	Time	Sector 1	Sector 2	Sector 3	Sector 4	T.Spd
3	<u>2:01.212</u>	<u>31.334</u>	31.702	20.290	37.886	234.8	1	3:25.095 <b>B</b>	1:30.754	33.892	22.291	58.158	180.6
4	<u>2:01.121</u>	31.280	<u>31.622</u>	20.124	38.095	236.3	2	5:45.934 <b>B</b>	4:05.023	32.346	21.337	47.228	232.3
5	<u>2:01.280</u>	<u>31.258</u>	31.394	20.047	38.581	230.8	3	<u>2:46.153 <b>B</b></u>	1:08.436	<u>31.621</u>	20.507	45.589	235.3
6	2:00.092	31.157	31.384	19.980	<b>37.571</b>	235.8	4	<u>3:17.884 <b>B</b></u>	1:06.997	<u>1:03.759</u>	21.495	45.633	234.3
7	<u>1:59.751</u>	30.885	<u>31.237</u>	20.016	37.613	233.3	5	9:13.729	7:36.122	35.417	21.678	40.512	219.1
8	<u>1:59.874</u>	<u>30.954</u>	<u>31.263</u>	19.886	37.771	232.8	6	<u>2:02.398</u>	31.684	<u>31.757</u>	20.553	38.404	233.8
9	<u>1:59.646</u>	<u>30.866</u>	<u>31.165</u>	19.881	37.734	231.3	7	<u>2:00.129</u>	<u>31.093</u>	31.367	20.333	37.336	232.8
10	2:07.761 <b>B</b>	31.077	31.368	20.469	44.847	231.3	8	1:59.860	30.986	31.299	20.069	37.506	233.8
11	5:02.739	3:23.822	36.859	22.861	39.197	225.0	9	1:59.490	30.876	31.029	20.128	37.457	233.3
12	2:02.324	31.766	31.881	20.516	38.161	232.3	10	1:59.864	31.050	31.142	20.194	37.478	234.8
13	<u>2:01.082</u>	31.005	<u>32.167</u>	20.120	37.790	232.8	11	<b>1:59.172</b>	<b>30.778</b>	<b>30.993</b>	<b>20.039</b>	37.362	233.8
14	<u>2:00.079</u>	30.854	<u>31.408</u>	20.036	37.781	233.8	12	2:02.765	30.958	32.038	21.433	38.336	233.3
15	<u>2:00.000</u>	<u>30.802</u>	<u>31.204</u>	<b>19.870</b>	38.124	233.3	13	1:59.469	30.940	31.192	20.077	<b>37.260</b>	234.3
16	<b>1:59.519</b>	30.804	31.206	19.878	37.631	232.8							
17	<u>1:59.967</u>	<b>30.727</b>	<u>31.544</u>	20.001	37.695	233.8							
18	1:59.975	30.872	<b>31.118</b>	20.067	37.918	231.3							

81 Noah MONTEIRO		PRT					
Campos Racing		Tatuus F4 T -421					
1	2:40.268	1:03.172	34.757	22.266	40.073	218.2	
2	2:07.989 <b>B</b>	31.746	31.925	20.447	43.871	234.3	
3	2:37.989	1:08.793	31.631	20.361	37.204	236.3	
4	1:59.537	30.882	31.293	20.008	37.354	234.8	
5	1:58.834	30.651	31.078	20.022	<b>37.083</b>	236.8	
6	2:05.702 <b>B</b>	30.872	31.048	19.942	43.840	235.3	
7	6:38.159	5:02.467	34.774	21.769	39.149	220.0	
8	2:01.997	31.568	31.667	20.664	38.098	233.8	
9	2:12.967	38.793	36.307	20.376	37.491	232.8	
10	1:59.539	30.818	31.392	20.112	37.217	234.3	
11	1:59.035	30.635	31.102	19.932	37.366	239.5	
12	1:59.120	30.964	31.007	19.953	37.196	235.3	
13	1:58.959	30.665	31.067	19.884	37.343	231.3	
14	1:58.878	30.850	<b>30.950</b>	19.852	37.226	234.8	
15	<b>1:58.762</b>	<b>30.615</b>	30.956	<b>19.791</b>	37.400	234.3	
16	2:06.984 <b>B</b>	30.647	30.987	19.907	45.443	236.3	

88 Santiago BAZTARRICA		ARG					
TC Racing		Tatuus F4 T -421					
1	3:01.789	1:25.480	35.032	21.718	39.559	222.7	
2	<u>2:02.822</u>	<u>32.143</u>	32.028	20.488	38.163	232.8	
3	<u>2:01.125</u>	<u>31.216</u>	31.600	20.071	38.238	232.8	
4	2:02.054	31.162	31.517	19.995	39.380	231.3	
5	<b>2:00.009</b>	31.098	<b>31.216</b>	20.032	37.663	233.8	
6	<u>1:59.938</u>	31.035	<u>31.259</u>	20.036	<b>37.608</b>	234.3	
7	<u>2:08.558 <b>B</b></u>	30.920	<u>31.399</u>	20.181	46.058	232.3	
8	8:47.324	7:16.906	31.972	20.231	38.215	227.4	
9	<u>2:00.741</u>	31.000	<u>31.351</u>	20.456	37.934	231.3	
10	2:00.086	30.954	31.283	20.119	37.730	230.8	
11	<u>2:00.983</u>	<u>31.017</u>	<u>31.303</u>	20.042	38.621	231.8	
12	<u>2:00.194</u>	<u>31.041</u>	31.270	20.001	37.882	232.3	
13	<u>1:59.951</u>	<u>30.897</u>	<u>31.299</u>	20.003	37.752	232.3	
14	<u>1:59.820</u>	<b>30.915</b>	<u>31.299</u>	<b>19.878</b>	37.728	231.8	
15	<u>2:00.540</u>	30.916	<u>31.296</u>	19.897	38.431	231.3	
16	<u>2:00.724</u>	<u>31.019</u>	<u>31.267</u>	20.143	38.295	231.3	

91 Lorenzo CAMPOS		AGO					
Monlau Motorsport		Tatuus F4 T -421					

99 Thomas STRAUVEN		BEL					
Griffin Core		Tatuus F4 T -421					
1	2:43.305 <b>B</b>	1:00.802	34.949	21.323	46.231	216.4	
2	<u>2:38.169</u>	1:05.445	<u>32.758</u>	20.919	39.047	217.7	
3	1:59.637	31.069	31.266	20.030	37.272	236.3	
4	1:59.707	30.767	31.398	20.238	37.304	234.3	
5	<u>1:58.648</u>	30.600	<u>30.906</u>	19.841	37.301	236.8	
6	<u>1:58.710</u>	<u>30.586</u>	30.870	19.932	37.322	235.8	
7	2:03.248 <b>B</b>	30.588	30.870	19.950	41.840	236.3	
8	7:53.971 <b>B</b>	6:09.983	34.233	22.221	47.534	228.3	
9	2:26.618	55.936	31.705	20.375	38.602	224.1	
10	1:59.116	30.765	30.940	20.197	37.214	234.8	
11	1:58.775	30.660	30.867	19.932	37.316	234.3	
12	1:59.030	30.499	30.765	19.893	37.873	235.3	
13	1:58.927	30.706	31.150	20.065	<b>37.006</b>	236.8	
14	1:59.010	30.498	30.689	19.984	37.839	236.8	
15	<b>1:58.721</b>	30.666	31.126	19.788	37.141	233.8	
16	1:58.783	30.465	30.718	19.754	37.846	235.8	
17	2:03.115 <b>B</b>	<b>30.349</b>	<b>30.672</b>	<b>19.752</b>	42.342	234.8	