

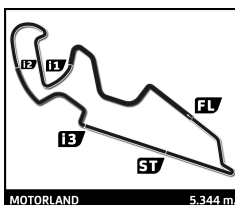
# F4Spain

## ROUND 1 - MOTORLAND

### RACE 3

### Track Limits Analysis

No	Driver	Team	T.L. Nr	Camera	Lap	Time
1	Hudson SCHWARTZ	KCL MP Motorsport	1	Turn 1	6	17:54:16.175
1	Hudson SCHWARTZ	KCL MP Motorsport	2	Turn 9	6	17:54:58.496
1	Hudson SCHWARTZ	KCL MP Motorsport	3	Turn 7	12	18:08:09.977
						<b>Total Infractions:</b> <input type="text" value="3"/>
2	Vivek KANTHAN	Campos Racing	1	Turn 1	7	17:56:21.509
2	Vivek KANTHAN	Campos Racing	2	Turn 1	9	18:00:21.245
						<b>Total Infractions:</b> <input type="text" value="2"/>
4	Ean EYCKMANS	MP Motorsport	1	Turn 1	6	17:54:11.444
4	Ean EYCKMANS	MP Motorsport	2	Turn 5	7	17:56:32.401
4	Ean EYCKMANS	MP Motorsport	3	Turn 1	7	17:56:12.840
						<b>Total Infractions:</b> <input type="text" value="3"/>
5	Miguel COSTA	Campos Racing	1	Turn 1	6	17:54:13.520
5	Miguel COSTA	Campos Racing	2	Turn 7	6	17:54:43.548
5	Miguel COSTA	Campos Racing	3	Turn 7	7	17:56:43.300
5	Miguel COSTA	Campos Racing	4	Turn 1	8	17:58:15.912
						<b>Total Infractions:</b> <input type="text" value="4"/>
9	René LAMMERS	MP Motorsport	1	Turn 7	6	17:54:39.241
9	René LAMMERS	MP Motorsport	2	Turn 1	12	18:06:05.253
9	René LAMMERS	MP Motorsport	3	Turn 1	13	18:08:03.571
						<b>Total Infractions:</b> <input type="text" value="3"/>
10	Niklas SCHAUFLE	KCL MP Motorsport	1	Turn 1	6	17:54:10.237
10	Niklas SCHAUFLE	KCL MP Motorsport	2	Turn 5	11	18:04:28.138
10	Niklas SCHAUFLE	KCL MP Motorsport	3	Turn 1	13	18:08:09.318
						<b>Total Infractions:</b> <input type="text" value="3"/>
11	Reno FRANCO	KCL MP Motorsport	1	Turn 1	6	17:54:21.773
11	Reno FRANCO	KCL MP Motorsport	2	Turn 1	7	17:56:22.643
11	Reno FRANCO	KCL MP Motorsport	3	Turn 1	11	18:04:23.847
11	Reno FRANCO	KCL MP Motorsport	4	Turn 1	12	18:06:26.304
						<b>Total Infractions:</b> <input type="text" value="4"/>
17	Nacho TUÑÓN	Tecnicar by Amtog	1	Turn 1	5	17:52:20.642
17	Nacho TUÑÓN	Tecnicar by Amtog	2	Turn 9	10	18:03:08.348
17	Nacho TUÑÓN	Tecnicar by Amtog	3	Turn 9	11	18:05:08.637
17	Nacho TUÑÓN	Tecnicar by Amtog	4	Turn 9	13	18:09:10.707
						<b>Total Infractions:</b> <input type="text" value="4"/>
19	Matus RYBA	Griffin Core	1	Turn 1	6	17:54:16.175
19	Matus RYBA	Griffin Core	2	Turn 1	9	18:00:17.110
19	Matus RYBA	Griffin Core	3	Turn 7	10	18:02:49.560
						<b>Total Infractions:</b> <input type="text" value="3"/>
22	Juan COTA	MP Motorsport	1	Turn 1	6	17:54:14.637
22	Juan COTA	MP Motorsport	2	Turn 1	8	17:58:15.912
22	Juan COTA	MP Motorsport	3	Turn 5	12	18:06:29.792
						<b>Total Infractions:</b> <input type="text" value="3"/>
23	Jan PRZYROWSKI	Griffin Core	1	Turn 1	6	17:54:10.237
23	Jan PRZYROWSKI	Griffin Core	2	Turn 1	9	18:00:11.512
						<b>Total Infractions:</b> <input type="text" value="2"/>
24	Kyuhu LEE	Rodin Motorsport	1	Turn 1	6	17:54:18.437
24	Kyuhu LEE	Rodin Motorsport	2	Turn 9	6	17:55:01.167
24	Kyuhu LEE	Rodin Motorsport	3	Turn 9	10	18:03:05.345
						<b>Total Infractions:</b> <input type="text" value="3"/>
27	Alexander JACOBY	Monlau Motorsport	1	Turn 5	6	17:54:38.184
27	Alexander JACOBY	Monlau Motorsport	2	Turn 1	6	17:54:18.437
27	Alexander JACOBY	Monlau Motorsport	3	Turn 7	6	17:54:48.486
27	Alexander JACOBY	Monlau Motorsport	4	Turn 9	6	17:55:01.167



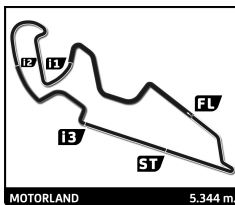
# F4Spain

## ROUND 1 - MOTORLAND

### RACE 3

### Track Limits Analysis

No	Driver	Team	T.L. Nr	Camera	Lap	Time
27	Alexander JACOBY	Monlau Motorsport	5	Turn 1	7	17:56:21.509
27	Alexander JACOBY	Monlau Motorsport	6	Turn 1	8	17:58:32.580
27	Alexander JACOBY	Monlau Motorsport	7	Turn 1	9	18:00:33.911
27	Alexander JACOBY	Monlau Motorsport	8	Turn 5	12	18:06:52.180
27	Alexander JACOBY	Monlau Motorsport	9	Turn 1	12	18:06:33.106
						<b>Total Infractions:</b> <input type="text" value="9"/>
32	Wiktor DOBRZANSKI	Tecnicar by Amtog	1	Turn 1	7	17:56:22.643
32	Wiktor DOBRZANSKI	Tecnicar by Amtog	2	Turn 9	11	18:05:08.637
						<b>Total Infractions:</b> <input type="text" value="2"/>
33	Christopher EL FEGHALI	Drivex	1	Turn 7	10	18:02:42.356
33	Christopher EL FEGHALI	Drivex	2	Turn 9	10	18:02:53.103
33	Christopher EL FEGHALI	Drivex	3	Turn 1	14	18:10:08.978
						<b>Total Infractions:</b> <input type="text" value="3"/>
37	Filippo FIORENTINO	Drivex	1	Turn 9	6	17:55:03.368
37	Filippo FIORENTINO	Drivex	2	Turn 1	14	18:10:21.454
						<b>Total Infractions:</b> <input type="text" value="2"/>
39	Santino PANETTA	TC Racing	1	Turn 7	6	17:54:47.551
39	Santino PANETTA	TC Racing	2	Turn 1	9	18:00:18.839
39	Santino PANETTA	TC Racing	3	Turn 7	10	18:02:49.560
						<b>Total Infractions:</b> <input type="text" value="3"/>
41	Stepan SUSLOV	DXR	1	Turn 1	6	17:54:18.437
41	Stepan SUSLOV	DXR	2	Turn 5	9	18:00:39.743
41	Stepan SUSLOV	DXR	3	Turn 1	10	18:02:20.506
41	Stepan SUSLOV	DXR	4	Turn 5	10	18:02:40.665
						<b>Total Infractions:</b> <input type="text" value="4"/>
46	Nathan TYE	Rodin Motorsport	1	Turn 7	8	17:58:47.021
46	Nathan TYE	Rodin Motorsport	2	Turn 7	13	18:08:46.447
						<b>Total Infractions:</b> <input type="text" value="2"/>
48	Gino TRAPPA	Drivex	1	Turn 9	5	17:52:57.938
48	Gino TRAPPA	Drivex	2	Turn 1	8	17:58:17.571
						<b>Total Infractions:</b> <input type="text" value="2"/>
55	Emma FELBERMAYR	Rodin Motorsport	1	Turn 9	6	17:55:04.503
55	Emma FELBERMAYR	Rodin Motorsport	2	Turn 1	7	17:56:23.377
55	Emma FELBERMAYR	Rodin Motorsport	3	Turn 1	9	18:00:26.850
						<b>Total Infractions:</b> <input type="text" value="3"/>
57	Artem SEVERIUKHIN	DXR	1	Turn 1	5	17:52:20.642
57	Artem SEVERIUKHIN	DXR	2	Turn 9	5	17:53:04.078
57	Artem SEVERIUKHIN	DXR	3	Turn 1	6	17:54:23.176
57	Artem SEVERIUKHIN	DXR	4	Turn 9	6	17:55:05.570
57	Artem SEVERIUKHIN	DXR	5	Turn 1	7	17:56:25.775
57	Artem SEVERIUKHIN	DXR	6	Turn 1	9	18:00:26.850
57	Artem SEVERIUKHIN	DXR	7	Turn 5	12	18:06:48.777
57	Artem SEVERIUKHIN	DXR	8	Turn 1	14	18:10:31.517
						<b>Total Infractions:</b> <input type="text" value="8"/>
70	Aleksandar BOGUNOVIC	GRS Team	1	Turn 5	6	17:54:36.984
70	Aleksandar BOGUNOVIC	GRS Team	2	Turn 9	7	17:57:01.351
70	Aleksandar BOGUNOVIC	GRS Team	3	Turn 1	13	18:08:28.440
70	Aleksandar BOGUNOVIC	GRS Team	4	Turn 5	13	18:08:48.197
70	Aleksandar BOGUNOVIC	GRS Team	5	Turn 9	13	18:09:11.909
70	Aleksandar BOGUNOVIC	GRS Team	6	Turn 5	14	18:10:51.057
						<b>Total Infractions:</b> <input type="text" value="6"/>
71	Daniel DALLAKYAN	GRS Team	1	Turn 9	5	17:53:01.609
71	Daniel DALLAKYAN	GRS Team	2	Turn 1	13	18:08:28.440
71	Daniel DALLAKYAN	GRS Team	3	Turn 5	13	18:08:48.197



# F4Spain


## ROUND 1 - MOTORLAND

### RACE 3

### Track Limits Analysis

No	Driver	Team	T.L. Nr	Camera	Lap	Time
71	Daniel DALLAKYAN	GRS Team	4	Turn 9	13	18:09:10.707
						<b>Total Infractions:</b> <input type="text" value="4"/>
77	Andrej PETROVIC	T-Code by Amtog	1	Turn 9	7	17:56:54.611
77	Andrej PETROVIC	T-Code by Amtog	2	Turn 9	10	18:02:53.103
77	Andrej PETROVIC	T-Code by Amtog	3	Turn 5	14	18:10:27.667
						<b>Total Infractions:</b> <input type="text" value="3"/>
78	Alfio SPINA	TC Racing	1	Turn 1	7	17:56:18.242
78	Alfio SPINA	TC Racing	2	Turn 1	9	18:00:18.839
78	Alfio SPINA	TC Racing	3	Turn 7	10	18:02:49.560
78	Alfio SPINA	TC Racing	4	Turn 1	13	18:08:21.578
						<b>Total Infractions:</b> <input type="text" value="4"/>
81	Noah MONTEIRO	Campos Racing	1	Turn 1	9	18:00:11.512
81	Noah MONTEIRO	Campos Racing	2	Turn 1	12	18:06:08.504
						<b>Total Infractions:</b> <input type="text" value="2"/>
99	Thomas STRAUVEN	Griffin Core	1	Turn 1	7	17:56:10.775
99	Thomas STRAUVEN	Griffin Core	2	Turn 9	9	18:00:51.145
99	Thomas STRAUVEN	Griffin Core	3	Turn 9	10	18:02:49.898
99	Thomas STRAUVEN	Griffin Core	4	Turn 1	14	18:10:02.117
						<b>Total Infractions:</b> <input type="text" value="4"/>

TOTAL TRACK LIMITS: 98



Published at: XX:18:21