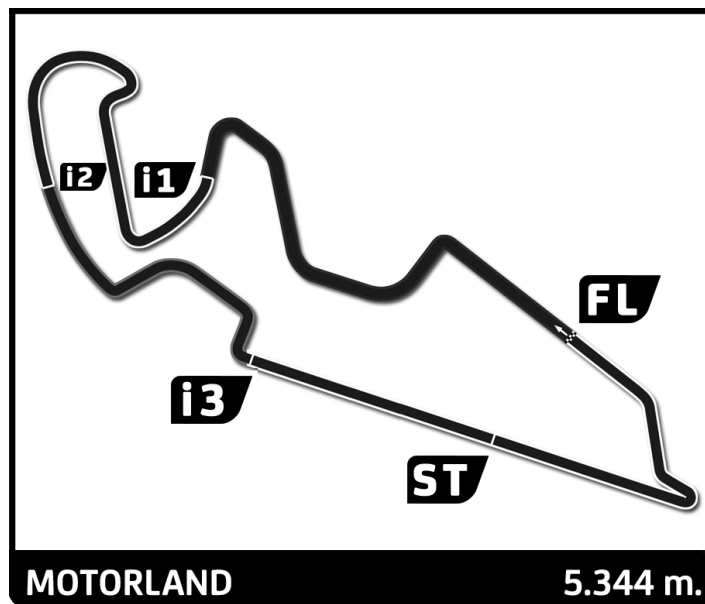
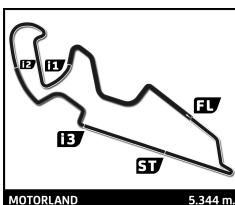


# ROUND 1 - MOTORLAND

F4Spain  
Results Booklet





# F4Spain

## ROUND 1 - MOTORLAND

### PREVIOUS TEST 1

### Classification

No	Driver	Nat	Team	Car	Cl.	Time	Lap Total	Gap	Kph
1	99 Thomas STRAUVEN	BEL	Griffin Core	Tatuus F4 T -421		<b>1:58.390</b>	14 16	- -	<b>162.5</b>
2	10 Niklas SCHAUFLENER	AUT	KCL MP Motorsport	Tatuus F4 T -421	R	<b>1:58.442</b>	15 15	+0.052 +0.052	<b>162.4</b>
3	9 René LAMMERS	NLD	MP Motorsport	Tatuus F4 T -421		<b>1:58.452</b>	15 18	+0.062 +0.010	<b>162.4</b>
4	2 Vivek KANTHAN	USA	Campos Racing	Tatuus F4 T -421	R	<b>1:58.474</b>	12 16	+0.084 +0.022	<b>162.4</b>
5	23 Jan PRZYROWSKI	POL	Griffin Core	Tatuus F4 T -421		<b>1:58.526</b>	10 14	+0.136 +0.052	<b>162.3</b>
6	77 Andrej PETROVIC	SRB	T-Code by Amtog	Tatuus F4 T -421		<b>1:58.572</b>	14 16	+0.182 +0.046	<b>162.3</b>
7	6 Sacha VAN'T PAD BOSCH	NLD	T-Code by Amtog	Tatuus F4 T -421	R	<b>1:58.650</b>	14 16	+0.260 +0.078	<b>162.1</b>
8	81 Noah MONTEIRO	PRT	Campos Racing	Tatuus F4 T -421	R	<b>1:58.730</b>	16 17	+0.340 +0.080	<b>162.0</b>
9	5 Miguel COSTA	BRA	Campos Racing	Tatuus F4 T -421	R	<b>1:58.846</b>	16 16	+0.456 +0.116	<b>161.9</b>
10	37 Filippo FIORENTINO	BRA	Drivex	Tatuus F4 T -421		<b>1:58.903</b>	10 11	+0.513 +0.057	<b>161.8</b>
11	48 Gino TRAPPA	ARG	Drivex	Tatuus F4 T -421		<b>1:58.946</b>	12 12	+0.556 +0.043	<b>161.7</b>
12	19 Matus RYBA	SVK	Griffin Core	Tatuus F4 T -421		<b>1:58.952</b>	15 15	+0.562 +0.006	<b>161.7</b>
13	46 Nathan TYE	GBR	Rodin Motorsport	Tatuus F4 T -421		<b>1:58.978</b>	15 15	+0.588 +0.026	<b>161.7</b>
14	1 Hudson SCHWARTZ	USA	KCL MP Motorsport	Tatuus F4 T -421		<b>1:59.060</b>	10 15	+0.670 +0.082	<b>161.6</b>
15	25 Francisco MONARCA	ARG	Monlau Motorsport	Tatuus F4 T -421	R	<b>1:59.066</b>	14 14	+0.676 +0.006	<b>161.6</b>
16	33 Christopher EL FEGHALI	LBN	Drivex	Tatuus F4 T -421	R	<b>1:59.122</b>	14 14	+0.732 +0.056	<b>161.5</b>
17	17 Nacho TUÑON	ESP	Tecnicar by Amtog	Tatuus F4 T -421	R	<b>1:59.212</b>	16 16	+0.822 +0.090	<b>161.4</b>
18	4 Ean EYCKMANS	BEL	MP Motorsport	Tatuus F4 T -421	R	<b>1:59.265</b>	9 11	+0.875 +0.053	<b>161.3</b>
19	11 Reno FRANCOT	NLD	KCL MP Motorsport	Tatuus F4 T -421		<b>1:59.306</b>	11 15	+0.916 +0.041	<b>161.3</b>
20	27 Alexander JACOBY	BRA	Monlau Motorsport	Tatuus F4 T -421		<b>1:59.514</b>	14 14	+1.124 +0.208	<b>161.0</b>
21	22 Juan COTA	ESP	MP Motorsport	Tatuus F4 T -421		<b>1:59.545</b>	12 15	+1.155 +0.031	<b>160.9</b>
22	39 Santino PANETTA	ARG	TC Racing	Tatuus F4 T -421	R	<b>1:59.566</b>	16 16	+1.176 +0.021	<b>160.9</b>
23	78 Alfio SPINA	ITA	TC Racing	Tatuus F4 T -421		<b>1:59.595</b>	16 16	+1.205 +0.029	<b>160.9</b>
24	80 Alex POWELL	USA	Saintéloc Racing	Tatuus F4 T -421		<b>1:59.650</b>	18 18	+1.260 +0.055	<b>160.8</b>
25	91 Lorenzo CAMPOS	AGO	Monlau Motorsport	Tatuus F4 T -421	R	<b>1:59.661</b>	14 14	+1.271 +0.011	<b>160.8</b>
26	70 Aleksandar BOGUNOVIC	SVN	GRS Team	Tatuus F4 T -421	R	<b>1:59.790</b>	15 17	+1.400 +0.129	<b>160.6</b>
27	15 Edward ROBINSON	ESP	DXR	Tatuus F4 T -421		<b>1:59.965</b>	9 14	+1.575 +0.175	<b>160.4</b>
28	24 Kyuho LEE	KOR	Rodin Motorsport	Tatuus F4 T -421	R	<b>2:00.010</b>	17 18	+1.620 +0.045	<b>160.3</b>
29	14 Jean Paul KARRAS	GRC	Saintéloc Racing	Tatuus F4 T -421	R	<b>2:00.104</b>	17 17	+1.714 +0.094	<b>160.2</b>
30	32 Wiktor DOBRZANSKI	POL	Tecnicar by Amtog	Tatuus F4 T -421		<b>2:00.264</b>	15 15	+1.874 +0.160	<b>160.0</b>
31	88 Santiago BAZTARRICA	ARG	TC Racing	Tatuus F4 T -421		<b>2:00.736</b>	14 17	+2.346 +0.472	<b>159.3</b>
32	71 Daniel DALLAKYAN	ARM	GRS Team	Tatuus F4 T -421	R	<b>2:00.757</b>	13 18	+2.367 +0.021	<b>159.3</b>
33	57 Artem SEVERIUKHIN	KGZ	DXR	Tatuus F4 T -421	R	<b>2:00.806</b>	16 18	+2.416 +0.049	<b>159.3</b>
34	41 Stepan SUSLOV	SWE	DXR	Tatuus F4 T -421	R	<b>2:00.938</b>	12 13	+2.548 +0.132	<b>159.1</b>
35	55 Emma FELBERMAYR	AUT	Rodin Motorsport	Tatuus F4 T -421	R	<b>2:02.318</b>	11 14	+3.928 +1.380	<b>157.3</b>
36	8 Philippe Armand KARRAS	GRC	Saintéloc Racing	Tatuus F4 T -421	R	<b>2:02.354</b>	11 17	+3.964 +0.036	<b>157.2</b>

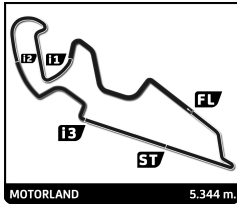
**Fastest Lap:** Lap 14 | Thomas STRAUVEN | 1:58.390 | 162.5 Kph

Published at: XX:XX

Track Status: **DRY**

**Race Director:**  
Luis GONZÁLEZ

**Timekeeper:**  
Alberto ESTÉBANEZ



## F4Spain ROUND 1 - MOTORLAND PREVIOUS TEST 1

### Classification by Class

No	Driver	Nat	Team	Car	Time	Lap Total	Gap	Kph
<b>R</b>								
1	10 Niklas SCHAUFLE	AUT	KCL MP Motorsport	Tatuus F4 T -421	<b>1:58.442</b>	15 15		<b>162.4</b>
2	2 Vivek KANTHAN	USA	Campos Racing	Tatuus F4 T -421	<b>1:58.474</b>	12 16	+0.032 +0.032	<b>162.4</b>
3	6 Sacha VAN'T PAD BOSCH	NLD	T-Code	Tatuus F4 T -421	<b>1:58.650</b>	14 16	+0.208 +0.176	<b>162.1</b>
4	81 Noah MONTEIRO	PRT	Campos Racing	Tatuus F4 T -421	<b>1:58.730</b>	16 17	+0.288 +0.080	<b>162.0</b>
5	5 Miguel COSTA	BRA	Campos Racing	Tatuus F4 T -421	<b>1:58.846</b>	16 16	+0.404 +0.116	<b>161.9</b>
6	25 Francisco MONARCA	ARG	Monlau Motorsport	Tatuus F4 T -421	<b>1:59.066</b>	14 14	+0.624 +0.220	<b>161.6</b>
7	33 Christopher EL FEGHALI	LBN	Drivex	Tatuus F4 T -421	<b>1:59.122</b>	14 14	+0.680 +0.056	<b>161.5</b>
8	17 Nacho TUÑON	ESP	Tecnicar by Amtog	Tatuus F4 T -421	<b>1:59.212</b>	16 16	+0.770 +0.090	<b>161.4</b>
9	4 Ean EYCKMANS	BEL	MP Motorsport	Tatuus F4 T -421	<b>1:59.265</b>	9 11	+0.823 +0.053	<b>161.3</b>
10	39 Santino PANETTA	ARG	TC Racing	Tatuus F4 T -421	<b>1:59.566</b>	16 16	+1.124 +0.301	<b>160.9</b>
11	91 Lorenzo CAMPOS	AGO	Monlau Motorsport	Tatuus F4 T -421	<b>1:59.661</b>	14 14	+1.219 +0.095	<b>160.8</b>
12	70 Aleksandar BOGUNOVIC	SVN	GRS Team	Tatuus F4 T -421	<b>1:59.790</b>	15 17	+1.348 +0.129	<b>160.6</b>
13	24 Kyuho LEE	KOR	Rodin Motorsport	Tatuus F4 T -421	<b>2:00.010</b>	17 18	+1.568 +0.220	<b>160.3</b>
14	14 Jean Paul KARRAS	GRC	Saintéloc Racing	Tatuus F4 T -421	<b>2:00.104</b>	17 17	+1.662 +0.094	<b>160.2</b>
15	71 Daniel DALLAKYAN	ARM	GRS Team	Tatuus F4 T -421	<b>2:00.757</b>	13 18	+2.315 +0.653	<b>159.3</b>
16	57 Artem SEVERIUKHIN	KGZ	DXR	Tatuus F4 T -421	<b>2:00.806</b>	16 18	+2.364 +0.049	<b>159.3</b>
17	41 Stepan SUSLOV	SWE	DXR	Tatuus F4 T -421	<b>2:00.938</b>	12 13	+2.496 +0.132	<b>159.1</b>
18	55 Emma FELBERMAYR	AUT	Rodin Motorsport	Tatuus F4 T -421	<b>2:02.318</b>	11 14	+3.876 +1.380	<b>157.3</b>
19	8 Philippe Armand KARRAS	GRC	Saintéloc Racing	Tatuus F4 T -421	<b>2:02.354</b>	11 17	+3.912 +0.036	<b>157.2</b>

Published at: XX:XX

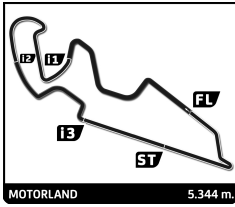
Track Status: **DRY**

**Race Director:**

Luis GONZÁLEZ

**Timekeeper:**

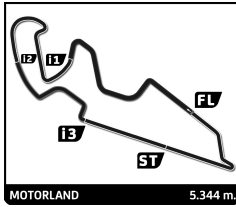
Alberto ESTÉBANEZ



## F4Spain ROUND 1 - MOTORLAND PREVIOUS TEST 1

### Best Top Speed

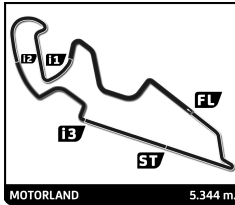
No Driver	Team	Class	Top 1		Top 2		Top 3		Top 4		Top 5		
			Kph	Lap	Kph	Lap	Kph	Lap	Kph	Lap	Kph	Lap	Avg
2 Vivek KANTHAN	Campos Racing	R	238.4	6	235.8	9	235.8	4	234.8	11	234.3	16	235,8
81 Noah MONTEIRO	Campos Racing	R	238.4	13	237.4	15	235.3	17	234.8	10	234.8	6	236,1
11 Reno FRANCO	KCL MP Motorsport		237.4	11	232.8	7	232.3	14	232.3	10	232.3	9	233,4
17 Nacho TUÑÓN	Tecnical by Amtog	R	237.4	15	234.8	16	233.3	12	232.8	14	232.3	11	234,1
39 Santino PANETTA	TC Racing	R	237.4	5	236.3	12	234.3	16	233.8	15	233.8	7	235,1
10 Niklas SCHAUFLE	KCL MP Motorsport	R	236.8	8	235.3	11	233.3	15	233.3	9	232.8	12	234,3
25 Francisco MONARCA	Monlau Motorsport	R	236.8	10	233.3	14	233.3	13	233.3	11	232.8	8	233,9
19 Matus RYBA	Griffin Core		236.3	11	233.8	14	233.3	15	233.3	13	233.3	10	234,0
77 Andrej PETROVIC	T-Code		236.3	10	235.8	5	234.8	14	233.8	13	233.8	12	234,9
4 Ean EYCKMANS	MP Motorsport	R	235.8	10	232.8	9	232.8	11	231.8	6	231.3	8	232,9
6 Sacha VAN'T PAD BOSCH	T-Code	R	235.8	11	235.3	5	234.8	15	234.8	10	234.3	14	235,0
1 Hudson SCHWARTZ	KCL MP Motorsport		235.3	10	234.8	9	234.3	12	233.8	15	232.3	14	234,1
9 René LAMMERS	MP Motorsport		235.3	6	234.3	7	233.8	18	233.3	11	233.3	10	234,0
37 Filippo FIORENTINO	Drivex		235.3	11	234.8	4	234.3	10	233.3	3	232.8	6	234,1
48 Gino TRAPPA	Drivex		235.3	12	233.8	5	233.3	9	232.8	6	232.3	4	233,5
99 Thomas STRAUVEN	Griffin Core		234.8	16	234.3	11	234.3	6	233.8	5	233.8	3	234,2
5 Miguel COSTA	Campos Racing	R	234.3	16	234.3	9	233.3	13	232.8	14	232.8	10	233,5
23 Jan PRZYROWSKI	Griffin Core		234.3	10	233.3	14	233.3	8	233.3	5	232.8	9	233,4
33 Christopher EL FEGHALI	Drivex	R	234.3	7	233.3	14	233.3	12	232.3	8	231.8	13	233,0
70 Aleksandar BOGUNOVIC	GRS Team	R	234.3	17	232.8	6	232.8	5	232.3	16	231.8	12	232,8
27 Alexander JACOBY	Monlau Motorsport		233.8	11	233.8	10	233.8	9	232.8	14	232.3	6	233,3
46 Nathan TYE	Rodin Motorsport		233.8	15	232.8	12	232.8	8	232.3	14	232.3	10	232,8
91 Lorenzo CAMPOS	Monlau Motorsport	R	233.8	10	233.8	4	232.8	3	232.3	13	232.3	12	233,0
80 Alex POWELL	Saintéloc Racing		233.8	11	233.3	6	232.3	10	231.8	18	231.8	17	232,6
24 Kyuho LEE	Rodin Motorsport	R	233.3	18	232.3	13	231.8	11	231.3	17	231.3	16	232,0
32 Wiktor DOBRZANSKI	Tecnical by Amtog		233.3	4	232.3	11	230.8	15	230.8	14	230.8	12	231,6
41 Stepan SUSLOV	DXR	R	233.3	12	231.8	8	231.3	9	229.3	10	228.8	5	230,9
55 Emma FELBERMAYR	Rodin Motorsport	R	233.3	14	232.3	5	231.3	6	230.8	12	230.8	3	231,7
88 Santiago BAZTARRICA	TC Racing		233.3	13	233.3	5	232.8	6	232.3	17	231.8	15	232,7
15 Edward ROBINSON	DXR		232.8	14	232.8	13	232.8	12	232.8	9	231.8	8	232,6
14 Jean Paul KARRAS	Saintéloc Racing	R	231.8	15	231.3	13	231.3	7	230.8	5	230.3	6	231,1
22 Juan COTA	MP Motorsport		231.8	8	231.3	15	231.3	4	230.8	14	230.8	12	231,2
78 Alfio SPINA	TC Racing		231.8	16	231.8	13	231.8	10	231.8	8	231.3	14	231,7
71 Daniel DALLAKYAN	GRS Team	R	231.3	11	231.3	6	230.8	18	230.3	13	229.8	12	230,7
8 Philippe Armand KARRAS	Saintéloc Racing	R	230.8	13	230.8	6	230.3	7	229.8	15	229.3	5	230,2
57 Artem SEVERIUKHIN	DXR	R	230.8	14	229.8	17	229.3	11	228.8	18	228.3	12	229,4



## F4Spain ROUND 1 - MOTORLAND PREVIOUS TEST 1

### Best Sector Times

Sector 1			Sector 2			Sector 3			Sector 4			Pos	No	Ideal Lap	Best Lap	
Pos	No	Driver	Time	No	Driver	Time	No	Driver	Time	No	Driver					Time
1	99	T.STRAUVEN	30.315	23	J.PRZYROWSKI	30.679	9	R.LAMMERS	19.712	81	N.MONTEIRO	37.121	1	23	1:58.028	1:58.526 (5)
2	23	J.PRZYROWSKI	30.354	2	V.KANTHAN	30.706	99	T.STRAUVEN	19.726	9	R.LAMMERS	37.134	2	99	1:58.070	1:58.390 (1)
3	10	N.SCHAUFLE	30.412	9	R.LAMMERS	30.755	23	J.PRZYROWSKI	19.729	99	T.STRAUVEN	37.165	3	9	1:58.087	1:58.452 (3)
4	77	A.PETROVIC	30.456	6	S.VANT PAD BOSCH	30.763	10	N.SCHAUFLE	19.731	2	V.KANTHAN	37.230	4	10	1:58.174	1:58.442 (2)
5	9	R.LAMMERS	30.486	1	H.SCHWARTZ	30.776	81	N.MONTEIRO	19.772	10	N.SCHAUFLE	37.230	5	81	1:58.308	1:58.730 (8)
6	6	S.VANT PAD BOSCH	30.506	77	A.PETROVIC	30.782	2	V.KANTHAN	19.782	1	H.SCHWARTZ	37.240	6	2	1:58.309	1:58.474 (4)
7	19	M.RYBA	30.514	10	N.SCHAUFLE	30.801	6	S.VANT PAD BOSCH	19.804	23	J.PRZYROWSKI	37.266	7	77	1:58.431	1:58.572 (6)
8	81	N.MONTEIRO	30.517	5	M.COSTA	30.839	1	H.SCHWARTZ	19.809	46	N.TYE	37.321	8	6	1:58.543	1:58.650 (7)
9	4	E.EYCKMANS	30.589	33	C.EL FEGHALI	30.846	22	J.COTA	19.831	27	A.JACOBY	37.340	9	1	1:58.548	1:59.060 (14)
10	2	V.KANTHAN	30.591	25	F.MONARCA	30.856	77	A.PETROVIC	19.839	39	S.PANETTA	37.344	10	5	1:58.707	1:58.846 (9)
11	11	R.FRANCOT	30.602	99	T.STRAUVEN	30.864	48	G.TRAPPA	19.856	77	A.PETROVIC	37.354	11	37	1:58.809	1:58.903 (10)
12	33	C.EL FEGHALI	30.627	48	G.TRAPPA	30.878	5	M.COSTA	19.857	37	F.FIORENTINO	37.356	12	19	1:58.842	1:58.952 (12)
13	5	M.COSTA	30.643	37	F.FIORENTINO	30.893	25	F.MONARCA	19.860	5	M.COSTA	37.368	13	11	1:58.842	1:59.306 (19)
14	46	N.TYE	30.671	81	N.MONTEIRO	30.898	4	E.EYCKMANS	19.867	48	G.TRAPPA	37.405	14	46	1:58.866	1:58.978 (13)
15	22	J.COTA	30.675	11	R.FRANCOT	30.906	37	F.FIORENTINO	19.868	11	R.FRANCOT	37.416	15	48	1:58.868	1:58.946 (11)
16	37	F.FIORENTINO	30.692	19	M.RYBA	30.916	17	N.TUÑON	19.872	25	F.MONARCA	37.462	16	33	1:58.877	1:59.122 (16)
17	25	F.MONARCA	30.719	46	N.TYE	30.925	80	A.POWELL	19.883	6	S.VANT PAD BOSCH	37.470	17	25	1:58.897	1:59.066 (15)
18	70	A.BOGUNOVIC	30.720	22	J.COTA	30.983	33	C.EL FEGHALI	19.885	19	M.RYBA	37.485	18	4	1:58.967	1:59.265 (18)
19	1	H.SCHWARTZ	30.723	4	E.EYCKMANS	31.021	15	E.ROBINSON	19.908	4	E.EYCKMANS	37.490	19	22	1:59.165	1:59.545 (21)
20	48	G.TRAPPA	30.729	91	L.CAMPOS	31.022	11	R.FRANCOT	19.918	33	C.EL FEGHALI	37.519	20	39	1:59.190	1:59.566 (22)
21	17	N.TUÑON	30.752	17	N.TUÑON	31.027	19	M.RYBA	19.927	91	L.CAMPOS	37.546	21	27	1:59.211	1:59.514 (20)
22	91	L.CAMPOS	30.781	78	A.SPINA	31.033	88	S.BAZTARRICA	19.945	17	N.TUÑON	37.561	22	17	1:59.212	1:59.212 (17)
23	27	A.JACOBY	30.814	27	A.JACOBY	31.057	46	N.TYE	19.949	88	S.BAZTARRICA	37.562	23	91	1:59.429	1:59.661 (25)
24	39	S.PANETTA	30.828	39	S.PANETTA	31.062	39	S.PANETTA	19.956	78	A.SPINA	37.633	24	78	1:59.483	1:59.595 (23)
25	78	A.SPINA	30.828	70	A.BOGUNOVIC	31.067	78	A.SPINA	19.989	22	J.COTA	37.676	25	70	1:59.493	1:59.790 (26)
26	80	A.POWELL	30.831	24	K.LEE	31.102	70	A.BOGUNOVIC	19.995	24	K.LEE	37.681	26	80	1:59.586	1:59.650 (24)
27	15	E.ROBINSON	30.896	80	A.POWELL	31.151	27	A.JACOBY	20.000	70	A.BOGUNOVIC	37.711	27	88	1:59.625	2:00.736 (31)
28	88	S.BAZTARRICA	30.938	88	S.BAZTARRICA	31.180	32	W.DOBRZANSKI	20.024	80	A.POWELL	37.721	28	15	1:59.725	1:59.965 (27)
29	55	E.FELBERMAYR	30.939	15	E.ROBINSON	31.187	91	L.CAMPOS	20.080	55	E.FELBERMAYR	37.730	29	24	1:59.867	2:00.010 (28)
30	32	W.DOBRZANSKI	30.965	14	J.KARRAS	31.240	14	J.KARRAS	20.082	15	E.ROBINSON	37.734	30	32	2:00.027	2:00.264 (30)
31	71	D.DALLAKYAN	30.975	55	E.FELBERMAYR	31.246	24	K.LEE	20.093	71	D.DALLAKYAN	37.752	31	55	2:00.047	2:02.318 (35)
32	24	K.LEE	30.991	32	W.DOBRZANSKI	31.265	55	E.FELBERMAYR	20.132	14	J.KARRAS	37.760	32	14	2:00.085	2:00.104 (29)
33	14	J.KARRAS	31.003	71	D.DALLAKYAN	31.347	57	A.SEVERIUKHIN	20.143	32	W.DOBRZANSKI	37.773	33	71	2:00.253	2:00.757 (32)
34	57	A.SEVERIUKHIN	31.037	57	A.SEVERIUKHIN	31.357	41	S.SUSLOV	20.158	41	S.SUSLOV	37.843	34	57	2:00.512	2:00.806 (33)
35	41	S.SUSLOV	31.118	8	P.KARRAS	31.415	8	P.KARRAS	20.171	57	A.SEVERIUKHIN	37.975	35	41	2:00.587	2:00.938 (34)
36	8	P.KARRAS	31.227	41	S.SUSLOV	31.468	71	D.DALLAKYAN	20.179	8	P.KARRAS	38.230	36	8	2:01.043	2:02.354 (36)



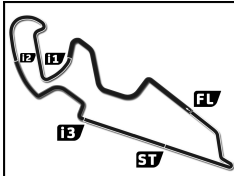
## F4Spain

### ROUND 1 - MOTORLAND

### PREVIOUS TEST 1

### Fastest Lap Sequence

Elapsed	No Driver	Team	Car	Class	Time	Kph	Lap
4:42.664	<b>81</b> Noah MONTEIRO	Campos Racing	Tatuus F4 T -421	R	<b>2:09.266</b>	148.8	2
4:49.352	<b>8</b> Philippe Armand KARRAS	Saintéloc Racing	Tatuus F4 T -421	R	<b>2:06.376</b>	152.2	2
4:55.676	<b>88</b> Santiago BAZTARRICA	TC Racing	Tatuus F4 T -421		<b>2:03.599</b>	155.7	2
6:43.697	<b>81</b> Noah MONTEIRO	Campos Racing	Tatuus F4 T -421	R	<b>2:01.033</b>	159.0	3
7:55.390	<b>99</b> Thomas STRAUVEN	Griffin Core	Tatuus F4 T -421		<b>1:59.947</b>	160.4	3
13:03.469	<b>77</b> Andrej PETROVIC	T-Code	Tatuus F4 T -421		<b>1:59.446</b>	161.1	5
27:59.518	<b>2</b> Vivek KANTHAN	Campos Racing	Tatuus F4 T -421	R	<b>1:58.864</b>	161.9	10
31:57.362	<b>2</b> Vivek KANTHAN	Campos Racing	Tatuus F4 T -421	R	<b>1:58.474</b>	162.4	12
35:17.996	<b>9</b> René LAMMERS	MP Motorsport	Tatuus F4 T -421		<b>1:58.452</b>	162.4	15
37:22.364	<b>99</b> Thomas STRAUVEN	Griffin Core	Tatuus F4 T -421		<b>1:58.390</b>	162.5	14



# F4Spain

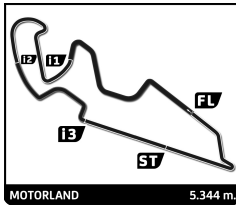
## ROUND 1 - MOTORLAND

### PREVIOUS TEST 1

### Flag Analysis

MOTORLAND 5.344 m.

Flag	Time
	GREEN FLAG 09:50:00.000
	YELLOW FLAG AT SECTOR 1 09:58:14.922
	GREEN FLAG AT SECTOR 1 09:58:57.530
	YELLOW FLAG AT SECTOR 3 10:27:45.760
	GREEN FLAG AT SECTOR 3 10:27:55.910
	CHEQUERED FLAG 10:30:00.000



# F4Spain

## ROUND 1 - MOTORLAND

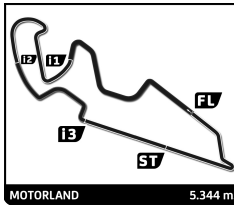
### PREVIOUS TEST 1

## Sector Analysis

— Invalidated Lap    ■ Personal Best    ■ Session Best    B Crossing the pit lane

Lap	Time	Sector 1	Sector 2	Sector 3	Sector 4	T.Sp	Lap	Time	Sector 1	Sector 2	Sector 3	Sector 4	T.Sp		
<b>1</b>	<b>Hudson SCHWARTZ</b> USA							4	2:39.876	1:08.549	32.768	20.480	38.079	225.9	
	KCL MP Motorsport							5	2:00.368	31.150	31.379	20.202	37.637	231.8	
	Tatuus F4 T -421							6	<b>2:05.338 B</b>	<b>31.003</b>	31.220	20.019	43.096	232.8	
1	2:33.463 B	47.527	36.175	23.113	46.648	206.9	7	6:53.475	5:17.852	34.503	21.857	39.263	223.6		
2	2:42.067	1:07.299	32.893	21.269	40.606	197.1	8	2:03.018	31.818	32.146	20.732	38.322	232.3		
3	2:09.066 B	32.326	32.006	20.924	43.810	231.8	9	2:00.904	31.571	31.464	20.193	37.676	234.3		
4	2:33.009	1:01.912	32.276	20.463	38.358	230.8	10	<b>2:00.526</b>	<b>31.126</b>	31.418	20.129	37.853	232.8		
5	<b>2:05.237 B</b>	<b>31.173</b>	<b>31.244</b>	20.108	42.712	232.3	11	<b>1:59.850</b>	<b>31.106</b>	<b>31.199</b>	20.024	37.521	231.3		
6	9:22.452	7:45.077	35.045	22.117	40.213	218.2	12	<b>1:59.361</b>	<b>30.830</b>	31.134	<b>19.857</b>	37.540	232.3		
7	2:03.345	31.890	32.327	20.802	38.326	232.3	13	<b>1:59.172</b>	<b>30.780</b>	30.993	19.911	37.488	233.3		
8	2:08.521	31.003	31.350	20.208	45.960	178.8	14	1:58.939	<b>30.643</b>	30.949	19.900	37.447	232.8		
9	<b>2:00.247</b>	<b>30.982</b>	<b>31.349</b>	20.073	37.843	234.8	15	<b>1:58.923</b>	<b>30.612</b>	30.920	19.882	37.509	232.3		
10	<b>1:59.060</b>	<b>30.723</b>	31.067	19.969	37.301	235.3	16	<b>1:58.846</b>	30.674	<b>30.839</b>	19.965	<b>37.368</b>	234.3		
11	2:00.884	30.825	31.495	20.231	38.333	215.1									
12	<b>1:59.181</b>	<b>30.733</b>	31.117	19.853	37.478	234.3									
13	<b>2:00.172</b>	<b>30.643</b>	30.913	19.941	38.675	207.7									
14	<b>1:58.881</b>	<b>30.703</b>	31.026	<b>19.809</b>	37.343	232.3									
15	<b>1:58.465</b>	<b>30.600</b>	<b>30.776</b>	19.849	<b>37.240</b>	233.8									
<b>2</b>	<b>Vivek KANTHAN</b> USA							<b>6</b>	<b>Sacha VAN'T PAD BOSCH</b> NLD						
	Campos Racing								Tatuus F4 T -421						
1	2:43.160 B	56.265	35.685	22.401	48.809	204.9	1	3:17.187	1:29.679	37.939	23.622	45.947	167.7		
2	2:48.534 B	1:02.197	32.467	21.077	52.793	210.9	2	2:18.747 B	34.783	33.142	21.709	49.113	193.9		
3	3:04.134 B	1:17.234	32.345	21.203	53.352	203.0	3	<b>4:32.381</b>	<b>3:00.135</b>	<b>31.893</b>	20.512	39.841	193.9		
4	2:39.281	1:09.852	31.689	20.164	37.576	235.8	4	2:00.931	31.210	31.459	20.507	37.755	232.3		
5	1:59.719	31.003	31.227	20.098	37.391	232.3	5	1:59.917	30.732	31.305	20.293	37.587	235.3		
6	2:05.030 B	30.760	31.126	20.014	43.130	238.4	6	2:05.369 B	30.800	31.170	20.083	43.316	229.8		
7	6:38.761	5:02.761	33.888	21.740	40.372	203.8	7	7:06.509 B	5:13.107	38.071	24.167	51.164	168.5		
8	2:02.424	31.997	31.800	20.947	37.680	232.8	8	2:34.106	1:00.073	32.723	21.553	39.757	200.7		
9	<b>1:59.611</b>	<b>30.771</b>	<b>31.251</b>	20.063	37.526	235.8	9	<b>1:59.718</b>	<b>31.014</b>	<b>31.212</b>	19.986	37.506	234.3		
10	1:58.864	30.672	30.941	19.957	37.294	233.3	10	<b>1:59.366</b>	30.667	<b>31.061</b>	20.065	37.573	234.8		
11	1:59.370	30.885	31.097	19.901	37.487	234.8	11	1:59.578	30.716	31.349	19.995	37.518	235.8		
12	<b>1:58.474</b>	<b>30.591</b>	30.871	<b>19.782</b>	<b>37.230</b>	234.3	12	1:59.413	30.980	31.151	<b>19.804</b>	37.478	232.8		
13	<b>2:09.332</b>	<b>30.699</b>	37.041	21.950	39.642	216.4	13	<b>1:58.986</b>	<b>30.692</b>	30.905	19.910	37.479	230.3		
14	1:59.105	30.821	31.009	19.800	37.475	230.8	14	<b>1:58.650</b>	30.537	30.806	19.831	37.476	234.3		
15	<b>1:58.885</b>	<b>30.681</b>	30.856	19.824	37.524	231.3	15	1:58.970	30.534	30.886	20.080	<b>37.470</b>	234.8		
16	<b>1:58.567</b>	<b>30.573</b>	<b>30.706</b>	19.853	37.435	234.3	16	2:05.829 B	<b>30.506</b>	<b>30.763</b>	20.291	44.269	233.3		
<b>4</b>	<b>Ean EYCKMANS</b> BEL							<b>8</b>	<b>Philippe Armand KARRAS</b> GRC						
	MP Motorsport								Saint-éloc Racing						
1	2:27.497	49.170	35.219	22.807	40.301	221.3	1	2:42.976	1:03.359	36.047	22.799	40.771	206.5		
2	<b>3:27.890 B</b>	33.134	<b>43.928</b>	46.538	1:24.290	92.4	2	2:06.376	33.562	32.753	21.095	38.966	225.9		
3	19:35.573	...	37.317	22.898	44.378	208.5	3	<b>2:03.432</b>	<b>31.966</b>	32.224	20.493	38.749	225.9		
4	2:09.855	32.151	32.135	20.485	45.084	230.3	4	<b>2:03.370</b>	<b>32.055</b>	31.773	21.205	38.337	226.9		
5	<b>2:02.759</b>	<b>31.337</b>	<b>31.493</b>	21.883	38.046	230.8	5	<b>2:03.029</b>	31.650	<b>31.919</b>	21.128	38.332	229.3		
6	<b>2:00.010</b>	30.998	<b>31.174</b>	20.012	37.826	231.8	6	<b>2:04.017</b>	<b>32.108</b>	32.004	20.982	38.923	230.8		
7	<b>1:59.725</b>	<b>30.938</b>	<b>31.067</b>	19.979	37.741	231.3	7	2:09.355 B	31.569	31.754	20.631	45.401	230.3		
8	<b>1:59.319</b>	<b>30.867</b>	<b>30.955</b>	<b>19.867</b>	37.630	231.3	8	7:10.920	5:30.164	36.781	22.927	41.048	208.9		
9	<b>1:59.265</b>	30.590	<b>31.021</b>	20.025	37.629	232.8	9	2:04.893	32.830	32.435	21.062	38.566	228.3		
10	<b>1:59.237</b>	<b>30.640</b>	31.068	20.027	37.502	235.8	10	2:02.591	31.917	31.860	20.584	<b>38.230</b>	227.4		
11	<b>1:59.219</b>	<b>30.589</b>	31.136	20.004	<b>37.490</b>	232.8	11	<b>2:02.354</b>	31.941	31.693	20.402	38.318	226.9		
<b>5</b>	<b>Miguel COSTA</b> BRA							12	<b>2:01.479</b>	<b>31.424</b>	<b>31.485</b>	20.260	38.310	226.4	
	Campos Racing							13	2:02.591	31.519	31.440	20.529	39.103	230.8	
1	<b>3:15.443 B</b>	1:31.029	<b>34.620</b>	21.919	47.875	225.5	14	<b>2:01.890</b>	<b>31.760</b>	<b>31.577</b>	<b>20.171</b>	38.382	228.3		
2	<b>2:41.130 B</b>	<b>58.806</b>	33.008	20.984	48.332	223.1	15	2:03.034	31.396	32.439	20.770	38.429	229.8		
3	2:51.630 B	1:13.903	31.999	20.635	45.093	224.1	16	2:03.461	32.085	<b>31.415</b>	20.453	39.508	228.8		
<b>9</b>	<b>René LAMMERS</b> NLD							17	<b>2:01.432</b>	<b>31.227</b>	<b>31.151</b>	20.661	38.393	227.4	
	MP Motorsport														
1	2:28.739	49.538	35.659	22.506	41.036	214.3									
2	2:12.304 B	33.804	32.076	20.829	45.595	220.9									





# F4Spain

## ROUND 1 - MOTORLAND

### PREVIOUS TEST 1

### Sector Analysis

Lap	Time	Sector 1	Sector 2	Sector 3	Sector 4	T.Sp	Lap	Time	Sector 1	Sector 2	Sector 3	Sector 4	T.Sp
3	2:44.609	1:08.968	33.279	23.530	38.832	222.7	3	<u>2:03.370</u>	32.554	<u>31.987</u>	20.460	38.369	226.9
4	2:00.722	31.276	31.417	20.062	37.967	231.8	4	2:02.832	31.747	31.843	20.484	38.758	227.8
5	<u>1:59.715</u>	<u>30.861</u>	31.203	20.100	37.551	232.8	5	<u>2:01.917</u>	<u>31.962</u>	<u>31.738</u>	20.368	37.849	230.8
6	2:00.573	31.011	31.167	20.047	38.348	235.3	6	<u>2:02.759</u>	31.545	<u>31.690</u>	21.027	38.497	230.3
7	<u>2:04.195</u> B	<u>30.765</u>	31.003	19.941	42.486	234.3	7	<u>2:10.958</u> B	31.544	<u>31.802</u>	20.318	47.294	231.3
8	5:46.184	4:11.936	34.092	21.141	39.015	224.5	8	7:07.021	5:23.643	37.453	22.971	42.954	198.2
9	2:02.036	31.596	32.017	20.242	38.181	231.8	9	2:07.646	33.332	32.854	21.185	40.275	228.3
10	2:00.794	31.158	31.510	20.211	37.915	233.3	10	2:03.482	32.396	32.150	20.821	38.115	228.8
11	1:59.499	30.820	31.179	19.963	37.537	233.3	11	<u>2:03.350</u>	<u>31.469</u>	32.431	20.595	38.855	229.8
12	<u>1:59.231</u>	30.623	<u>31.122</u>	19.885	37.601	232.8	12	2:02.375	31.511	31.655	20.583	38.626	225.9
13	<u>2:01.924</u>	<u>32.377</u>	31.397	19.900	38.250	225.0	13	2:00.964	31.377	31.457	20.100	38.030	231.3
14	<u>1:59.019</u>	<u>30.647</u>	31.005	19.825	37.542	231.8	14	2:00.519	31.099	31.370	<b>20.082</b>	37.968	229.8
15	<b>1:58.452</b>	<b>30.486</b>	<b>30.755</b>	19.766	37.445	232.3	15	<u>2:01.943</u>	<u>30.889</u>	<u>32.000</u>	20.920	38.134	231.8
16	<u>1:58.722</u>	<u>30.531</u>	30.898	19.736	37.557	232.3	16	2:01.421	31.595	31.353	20.264	38.209	227.4
17	1:58.861	30.514	30.863	19.730	37.754	232.8	17	<b>2:00.104</b>	<b>31.003</b>	<b>31.240</b>	20.101	<b>37.760</b>	228.3
18	1:58.498	30.638	31.014	<b>19.712</b>	<b>37.134</b>	233.8							

**10 Niklas SCHAUFLE** AUT  
KCL MP Motorsport Tatuus F4 T -421

1	2:45.248	B	48.488	39.498	24.344	52.918	193.9
2	3:00.139	B	1:11.648	34.490	22.182	51.819	200.7
3	2:55.406	B	1:11.356	32.382	21.497	50.171	211.8
4	2:54.440	B	1:10.918	32.427	20.855	50.240	219.5
5	2:50.558	B	1:11.570	32.237	20.640	46.111	218.6
6	8:16.621	6:39.558	36.338	22.029	38.696	221.3	
7	<u>2:01.250</u>	<u>31.380</u>	31.740	20.286	37.844	232.8	
8	2:00.363	30.974	31.388	20.499	37.502	236.8	
9	<u>1:59.862</u>	<u>31.093</u>	<u>31.349</u>	19.966	37.454	233.3	
10	<u>1:59.867</u>	<u>30.741</u>	31.048	20.406	37.672	232.8	
11	1:58.615	30.762	30.857	19.766	<b>37.230</b>	235.3	
12	1:58.752	30.506	<b>30.801</b>	19.755	37.690	232.8	
13	<u>1:59.568</u>	<u>30.589</u>	31.505	19.959	37.515	231.8	
14	<u>1:58.364</u>	<u>30.492</u>	30.871	19.741	37.260	232.3	
15	<b>1:58.442</b>	<b>30.412</b>	30.925	<b>19.731</b>	37.374	233.3	

**11 Reno FRANCO** NLD  
KCL MP Motorsport Tatuus F4 T -421

1	2:38.969	B	49.437	36.530	22.366	50.636	193.5
2	2:49.624	B	1:05.789	32.559	20.882	50.394	222.7
3	<u>2:48.605</u>	<u>1:08.893</u>	31.997	20.479	47.236	226.4	
4	2:37.850	B	1:01.899	31.750	20.383	43.818	231.8
5	9:40.573	8:00.248	37.940	22.442	39.943	215.1	
6	2:04.356	32.304	32.134	20.632	39.286	215.6	
7	2:01.025	31.407	31.573	20.284	37.761	232.8	
8	1:59.902	30.907	31.222	20.255	37.518	231.8	
9	1:59.831	31.058	31.168	20.088	37.517	232.3	
10	<u>1:59.676</u>	<u>30.907</u>	<u>31.225</u>	<b>19.918</b>	37.626	232.3	
11	<b>1:59.306</b>	30.777	31.011	20.102	<b>37.416</b>	237.4	
12	2:08.212	30.740	30.917	20.100	46.455	133.5	
13	<u>1:59.743</u>	<u>30.699</u>	<b>30.906</b>	20.039	38.099	231.3	
14	<u>1:59.057</u>	30.677	<u>30.873</u>	19.961	37.546	232.3	
15	<u>1:59.883</u>	<b>30.602</b>	<u>31.084</u>	20.627	37.570	231.8	

**14 Jean Paul KARRAS** GRC  
Saintéloc Racing Tatuus F4 T -421

1	2:44.924	1:05.028	35.619	22.984	41.293	190.8
2	2:08.364	32.651	32.623	21.243	41.847	217.3

**15 Edward ROBINSON** ESP  
DXR Tatuus F4 T -421

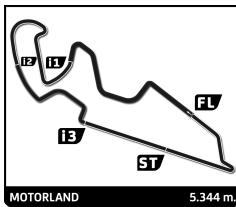
1	3:12.657	B	1:18.311	36.018	23.098	55.230	194.2
2	2:49.576	B	1:09.759	33.289	21.263	45.265	223.1
3	2:58.909	B	1:20.883	32.641	20.776	44.609	227.8
4	12:32.307	...	35.322	21.751	39.918	216.9	
5	<u>2:04.910</u>	<u>31.873</u>	33.327	20.739	38.971	230.3	
6	<u>2:01.075</u>	31.205	<u>31.585</u>	20.300	37.985	231.8	
7	2:00.847	30.979	31.634	20.226	38.008	231.8	
8	<u>2:00.366</u>	<u>31.060</u>	31.432	20.107	37.767	231.8	
9	<b>1:59.965</b>	30.940	31.349	<b>19.908</b>	37.768	232.8	
10	2:00.185	31.025	31.316	20.030	37.814	230.8	
11	1:59.935	<u>30.933</u>	31.295	19.973	<b>37.734</b>	230.3	
12	2:01.459	<b>30.896</b>	<b>31.187</b>	20.910	38.466	232.8	
13	<u>2:00.698</u>	<u>31.023</u>	<u>31.227</u>	20.003	38.445	232.8	
14	<u>2:06.714</u>	B	30.950	<u>31.412</u>	20.194	44.158	232.8

**17 Nacho TUÑON** ESP  
Tecnicar by Amtog Tatuus F4 T -421

1	3:17.563	1:30.667	37.712	24.028	45.156	181.8	
2	<u>2:10.666</u>	34.950	<u>33.271</u>	22.103	40.342	203.4	
3	<u>2:03.019</u>	<u>31.947</u>	31.867	20.736	38.469	231.3	
4	<u>2:01.589</u>	31.323	<u>31.643</u>	20.495	38.128	230.8	
5	2:01.463	31.135	31.479	20.350	38.499	231.8	
6	<u>2:07.643</u>	B	<u>31.544</u>	<u>31.581</u>	20.315	44.203	231.8
7	9:33.347	B	7:41.305	38.221	24.472	49.349	193.2
8	2:34.736	56.816	34.936	22.677	40.307	207.7	
9	2:02.120	31.610	31.841	20.590	38.079	232.3	
10	2:00.949	31.128	31.580	20.272	37.969	232.3	
11	2:00.319	31.060	31.493	20.163	37.603	232.3	
12	2:05.632	32.007	34.915	20.710	38.000	233.3	
13	1:59.485	30.884	31.031	20.002	37.568	231.3	
14	1:59.733	30.837	31.214	19.909	37.773	232.8	
15	1:59.632	30.895	31.064	20.051	37.622	237.4	
16	<b>1:59.212</b>	<b>30.752</b>	<b>31.027</b>	<b>19.872</b>	<b>37.561</b>	234.8	

**19 Matus RYBA** SVK  
Griffin Core Tatuus F4 T -421

1	2:46.542	B	57.755	36.939	22.851	48.997	193.5
2	5:31.582	B	3:48.404	32.925	21.247	49.006	205.3
3	<u>2:34.549</u>	B	<u>57.391</u>	31.898	20.415	44.845	214.7



## F4Spain ROUND 1 - MOTORLAND PREVIOUS TEST 1

### Sector Analysis

_ Invalidated Lap							█ Personal Best	█ Session Best	B Crossing the pit lane				
Lap	Time	Sector 1	Sector 2	Sector 3	Sector 4	T.Spnd	Lap	Time	Sector 1	Sector 2	Sector 3	Sector 4	T.Spnd
4	2:40.939 <b>B</b>	1:03.772	31.349	20.125	45.693	231.3	8	2:06.436 <b>B</b>	31.341	31.550	20.195	43.350	231.3
5	7:00.136	5:22.077	36.706	22.104	39.249	221.8	9	5:21.347 <b>B</b>	3:28.383	38.847	25.654	48.463	210.5
6	2:03.626	32.419	32.249	20.696	38.262	228.8	10	2:37.975	57.852	36.230	22.997	40.896	206.5
7	2:00.804	31.138	31.515	20.310	37.841	232.8	11	2:01.919	31.596	31.934	20.416	37.973	231.8
8	1:59.787	31.023	31.025	20.254	█ 37.485	232.8	12	2:02.267	31.223	31.495	21.454	38.095	231.3
9	2:00.291	30.964	31.260	20.231	37.836	231.3	13	2:00.667	31.090	31.545	20.230	37.802	232.3
10	2:00.031	31.048	31.240	20.190	37.553	233.3	14	2:00.471	31.003	31.252	20.235	37.981	230.8
11	1:59.791	31.032	31.087	█ 19.927	37.745	236.3	15	2:00.288	█ 30.994	31.200	20.139	37.958	229.8
12	1:59.820	30.862	31.254	19.944	37.760	231.8	16	2:00.245	31.065	31.143	20.137	37.900	231.3
13	1:59.101	30.645	█ 30.916	20.022	37.518	233.3	17	█ 2:00.010	31.134	█ 31.102	█ 20.093	█ 37.681	231.3
14	1:59.238	30.584	30.982	20.005	37.667	233.8	18	2:07.243 <b>B</b>	31.521	31.544	20.164	44.014	233.3
15	█ 1:58.952	█ 30.514	30.979	19.944	37.515	233.3							

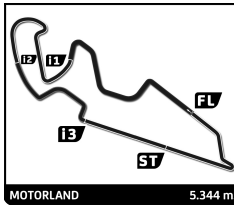
<b>22</b> Juan COTA							<b>25</b> Francisco MONARCA						
MP Motorsport							Monlau Motorsport						
1	2:48.270 <b>B</b>	51.370	36.777	24.770	55.353	199.6	1	3:03.570 <b>B</b>	1:11.034	36.446	23.202	52.888	198.2
2	2:54.688	1:16.552	33.807	22.696	41.633	195.3	2	5:07.725	3:32.676	33.967	21.526	39.556	217.7
3	2:12.846 <b>B</b>	33.290	32.349	21.081	46.126	196.0	3	2:05.271	32.564	32.358	20.945	39.404	216.4
4	2:38.081 <b>B</b>	1:01.300	31.768	20.339	44.674	231.3	4	█ 2:06.358 <b>B</b>	█ 31.248	31.760	20.552	42.798	232.3
5	10:48.175	9:11.978	35.136	21.917	39.144	222.7	5	10:07.821	8:31.273	34.694	21.996	39.858	213.0
6	2:08.297	31.812	36.987	21.058	38.440	227.4	6	2:02.913	32.004	31.933	20.831	38.145	232.8
7	2:05.180	31.124	31.278	20.249	42.529	208.1	7	█ 2:00.418	█ 31.035	31.562	20.199	37.622	232.8
8	█ 2:00.255	█ 31.187	█ 31.252	20.046	37.770	231.8	8	2:01.146	30.980	31.655	20.188	38.323	232.8
9	1:59.758	█ 30.921	█ 31.137	20.024	█ 37.676	230.8	9	2:00.629	30.994	31.531	20.188	37.916	232.3
10	█ 2:03.076	█ 30.917	█ 31.090	19.999	41.070	229.8	10	2:00.598	█ 30.937	31.390	20.566	37.705	236.8
11	█ 2:01.114	█ 31.788	█ 31.295	20.077	37.954	230.8	11	2:00.293	31.077	31.353	20.057	37.806	233.3
12	█ 1:59.545	30.888	█ 30.983	19.915	37.759	230.8	12	1:59.496	█ 30.779	31.290	19.965	█ 37.462	232.3
13	1:59.336	█ 30.794	█ 30.982	█ 19.831	37.729	229.8	13	1:59.185	█ 30.719	█ 30.856	20.021	37.589	233.3
14	1:59.402	█ 30.675	█ 31.127	19.851	37.749	230.8	14	█ 1:59.066	30.732	30.992	█ 19.860	37.482	233.3
15	1:59.420	30.785	█ 30.914	19.925	37.796	231.3							

<b>23</b> Jan PRZYROWSKI							<b>27</b> Alexander JACOBY						
Griffin Core							Monlau Motorsport						
1	3:06.616	1:29.980	34.153	22.556	39.927	222.2	1	3:10.708 <b>B</b>	1:12.719	38.278	24.197	55.514	186.2
2	2:17.066 <b>B</b>	32.433	31.912	20.638	52.083	218.2	2	5:17.510	3:40.818	33.747	21.907	41.038	201.1
3	12:02.336	...	31.872	20.445	39.187	218.2	3	2:03.903	32.770	32.154	20.865	38.114	230.8
4	1:59.946	31.010	31.202	20.073	37.661	229.8	4	█ 2:07.293 <b>B</b>	█ 31.654	31.674	20.509	43.456	232.3
5	2:05.260 <b>B</b>	30.986	31.137	20.007	43.130	233.3	5	9:59.441	8:19.187	35.313	23.017	41.924	191.8
6	3:46.195	2:12.954	33.029	21.128	39.084	220.0	6	2:03.917	32.876	32.320	20.597	38.124	232.3
7	2:02.979	31.370	31.256	20.269	40.084	213.0	7	2:01.380	31.361	31.637	20.503	37.879	231.8
8	1:59.290	30.896	31.077	19.902	37.415	233.3	8	█ 2:00.941	█ 31.482	31.507	20.302	37.650	231.3
9	1:59.018	30.681	30.965	19.879	37.493	232.8	9	█ 2:00.093	█ 30.947	31.293	20.191	37.662	233.8
10	█ 1:58.526	30.609	30.834	19.745	37.338	234.3	10	1:59.596	31.001	31.175	20.080	█ 37.340	233.8
11	1:59.649	█ 30.354	█ 30.679	19.739	38.877	231.8	11	1:59.570	█ 30.814	31.200	20.071	37.485	233.8
12	1:58.749	█ 30.798	30.833	█ 19.729	37.389	232.3	12	1:59.907	31.210	31.110	20.086	37.501	231.8
13	1:58.380	█ 30.551	30.715	19.762	37.352	231.3	13	2:05.270	30.876	█ 31.057	20.567	42.770	187.8
14	1:58.316	30.441	█ 30.813	19.796	█ 37.266	233.3	14	█ 1:59.514	30.925	31.185	█ 20.000	37.404	232.8

<b>24</b> Kyuho LEE							<b>32</b> Wiktor DOBRZANSKI						
Rodin Motorsport							Tecnica by Amtog						
1	2:51.408 <b>B</b>	56.143	38.132	24.168	52.965	210.5	1	3:07.682 <b>B</b>	1:10.334	39.608	23.618	54.122	200.7
2	2:44.664	1:07.068	33.987	22.005	41.604	193.5	2	6:00.559	4:20.203	35.198	21.591	43.567	172.0
3	█ 2:03.510	█ 32.110	32.465	20.587	38.348	229.8	3	█ 2:01.819	█ 31.773	31.688	20.277	38.081	230.8
4	2:01.819	31.420	31.923	20.283	38.193	229.8	4	█ 2:02.766	█ 32.066	31.575	20.816	38.309	233.3
5	█ 2:01.540	█ 31.443	31.681	20.380	38.036	231.3	5	█ 2:08.975 <b>B</b>	█ 31.666	█ 31.698	20.195	45.416	210.9
6	█ 2:01.748	█ 31.833	█ 31.600	20.296	38.019	231.3	6	6:42.630	4:57.598	36.323	23.351	45.358	161.4
7	2:01.198	31.325	31.629	20.248	37.996	231.3	7	2:08.673	34.123	33.599	21.026	39.925	200.4
							8	2:05.099	31.426	31.710	20.628	41.335	197.1
							9	2:01.277	31.328	31.413	20.330	38.206	228.8



# F4Spain

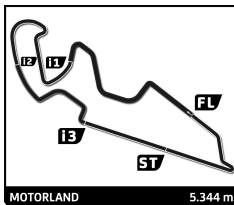
## ROUND 1 - MOTORLAND

### PREVIOUS TEST 1

## Sector Analysis

— Invalidated Lap    ■ Personal Best    ■ Session Best    B Crossing the pit lane

Lap	Time	Sector 1	Sector 2	Sector 3	Sector 4	T.Spd	Lap	Time	Sector 1	Sector 2	Sector 3	Sector 4	T.Spd
<b>33</b> Christopher EL FEGHALI LBN							<b>41</b> Stepan SUSLOV SWE						
Drivex Tatuus F4 T -421							DXR Tatuus F4 T -421						
1	3:01.756B	1:14.534	35.849	22.655	48.718	215.1	1	3:42.228B	1:54.994	36.453	23.288	47.493	214.3
2	2:48.343B	1:10.092	32.421	20.954	44.876	217.3	2	2:48.366B	1:09.283	33.102	21.051	44.930	225.9
3	2:51.807B	1:11.655	31.948	20.271	47.933	231.8	3	3:00.267B	1:22.871	32.556	20.949	43.891	227.4
4	12:45.086	...	34.616	21.729	39.796	202.2	4	12:04.606	...	35.157	22.054	39.333	223.1
5	2:02.773	31.742	32.030	20.410	38.591	227.4	5	2:04.800	32.200	32.426	21.812	38.362	228.8
6	2:06.498	31.150	31.388	20.304	43.656	192.5	6	2:21.632	32.061	32.273	25.910	51.388	195.7
7	2:00.344	30.940	31.186	20.084	38.134	234.3	7	2:03.212	31.539	32.237	20.635	38.801	216.9
8	1:59.619	30.802	31.205	20.057	37.555	232.3	8	2:00.842	31.118	31.583	20.298	37.843	231.8
9	2:00.002	30.783	31.226	20.088	37.905	227.8	9	2:02.196	31.248	31.733	20.805	38.410	231.3
10	1:59.550	30.802	31.036	20.020	37.692	231.8	10	2:01.340	31.531	31.468	20.229	38.112	229.3
11	2:01.456	30.895	31.022	19.983	39.556	200.7	11	2:02.841	31.189	32.346	20.265	39.041	211.4
12	1:59.450	30.627	30.846	19.885	38.092	233.3	12	2:00.938	31.299	31.474	20.181	37.984	233.3
13	1:59.347	30.689	31.021	20.034	37.603	231.8	13	2:02.320	31.348	31.428	20.158	39.386	203.0
14	1:59.122	30.741	30.913	19.949	37.519	233.3							
<b>37</b> Filippo FIORENTINO BRA							<b>46</b> Nathan TYE GBR						
Drivex Tatuus F4 T -421							Rodin Motorsport Tatuus F4 T -421						
1	21:32.370	...	34.968	22.345	39.943	220.0	1	2:49.979B	55.491	37.903	23.416	53.169	221.3
2	2:04.677	32.497	32.665	20.734	38.781	222.7	2	5:36.170B	3:49.396	34.717	22.212	49.845	226.9
3	2:01.343	31.326	31.662	20.436	37.919	233.3	3	4:27.549	2:54.278	32.989	21.050	39.232	222.7
4	2:00.361	30.829	31.387	20.204	37.941	234.8	4	2:01.729	31.613	31.700	20.325	38.091	230.3
5	2:00.296	31.331	31.241	20.036	37.688	232.3	5	2:07.718B	31.287	31.667	20.295	44.469	230.8
6	1:59.886	30.775	31.315	20.106	37.690	232.8	6	6:18.539	4:33.793	38.029	23.534	43.183	183.7
7	1:59.886	31.119	31.177	19.868	37.722	232.3	7	2:07.176	33.864	32.843	21.495	38.974	225.9
8	1:59.446	30.796	30.893	20.084	37.673	231.8	8	2:01.627	31.419	31.661	20.404	38.143	232.8
9	1:59.112	30.692	30.946	19.901	37.573	232.3	9	2:01.223	31.112	31.367	20.050	38.694	220.4
10	1:58.903	30.705	30.896	19.946	37.356	234.3	10	2:00.012	30.981	31.250	20.078	37.703	232.3
11	2:04.529B	31.026	31.049	20.058	42.396	235.3	11	1:59.614	30.884	31.029	20.023	37.678	231.8
<b>39</b> Santino PANETTA ARG							<b>48</b> Gino TRAPPA ARG						
TC Racing Tatuus F4 T -421							Drivex Tatuus F4 T -421						
1	2:53.108	1:14.003	35.859	22.790	40.456	219.1	1	3:53.159B	1:20.065	1:06.650	27.351	59.093	165.6
2	2:04.987	32.679	32.518	21.374	38.416	231.8	2	17:37.534	...	35.107	22.272	39.615	224.5
3	2:02.594	31.493	32.393	20.519	38.189	231.3	3	2:04.714	32.601	32.429	20.986	38.698	224.5
4	2:08.249	31.321	31.908	25.389	39.631	229.3	4	2:02.469	31.398	31.792	20.229	39.050	232.3
5	2:01.286	31.517	31.423	20.422	37.924	237.4	5	2:00.621	30.973	31.287	20.179	38.182	233.8
6	2:00.948	31.157	31.542	20.412	37.837	233.8	6	2:01.485	32.165	31.311	20.241	37.768	232.8
7	1:59.874	30.913	31.266	20.082	37.613	233.8	7	2:01.936	31.133	31.090	20.068	39.645	231.8
8	2:05.350B	30.860	31.160	19.961	43.369	231.8	8	2:00.098	31.121	31.073	19.973	37.931	231.8
9	8:23.826	6:42.724	36.989	21.838	42.275	212.2	9	1:59.084	30.729	30.878	19.922	37.555	233.3
10	2:08.354	31.958	32.801	21.554	42.041	152.8	10	2:00.200	30.908	30.950	20.448	37.894	231.3
11	2:04.866	32.311	31.775	20.519	40.261	171.7	11	2:00.722	30.791	31.200	20.045	38.686	225.0
12	2:00.788	31.215	32.119	20.110	37.344	236.3	12	1:58.946	30.739	30.946	19.856	37.405	235.3
13	2:11.731	31.150	31.082	20.115	49.384	216.0							
14	2:01.258	31.300	31.723	20.161	38.074	232.3							
15	1:59.955	31.052	31.122	19.956	37.825	233.8							
16	1:59.566	30.828	31.062	20.121	37.555	234.3							
<b>55</b> Emma FELBERMAYR AUT							<b>48</b> Gino TRAPPA ARG						
Rodin Motorsport Tatuus F4 T -421							Drivex Tatuus F4 T -421						
1	3:18.388	1:36.499	35.409	23.814	42.666	173.6	1	3:53.159B	1:20.065	1:06.650	27.351	59.093	165.6
2	2:10.614	34.974	33.061	22.271	40.308	205.3	2	17:37.534	...	35.107	22.272	39.615	224.5
3	2:03.007	32.369	31.899	20.656	38.083	230.8	3	2:04.714	32.601	32.429	20.986	38.698	224.5
4	3:11.477	1:39.890	32.281	20.916	38.390	228.3	4	2:02.469	31.398	31.792	20.229	39.050	232.3
5	2:01.796	31.668	31.652	20.533	37.943	232.3	5	2:00.621	30.973	31.287	20.179	38.182	233.8



## F4Spain ROUND 1 - MOTORLAND PREVIOUS TEST 1

### Sector Analysis

Invalidated Lap   Personal Best   Session Best   Crossing the pit lane

Lap	Time	Sector 1	Sector 2	Sector 3	Sector 4	T.Spd	Lap	Time	Sector 1	Sector 2	Sector 3	Sector 4	T.Spd
6	2:07.069	B 31.557	31.554	20.358	43.600	231.3	5	2:01.951	31.825	31.545	20.319	38.262	229.8
7	5:40.400	B 3:53.080	36.260	23.360	47.700	194.2	6	2:09.841	B 31.900	32.401	20.340	45.200	231.3
8	2:31.249	54.254	34.224	22.369	40.402	204.9	7	5:36.659	3:59.785	35.140	22.294	39.440	224.5
9	2:14.090	B 32.812	34.174	22.047	45.057	227.8	8	2:06.256	33.119	32.832	21.156	39.149	224.5
10	6:57.660	5:22.910	33.243	21.856	39.651	217.7	9	2:02.751	31.739	31.847	20.352	38.813	228.3
11	2:02.318	31.847	31.865	20.455	38.151	230.3	10	2:02.137	31.348	31.689	20.322	38.778	227.8
12	2:00.479	31.082	31.246	20.132	38.019	230.8	11	2:01.220	31.419	31.484	20.339	37.978	231.3
13	2:29.015	30.993	31.258	47.843	38.921	217.7	12	2:01.086	31.180	31.517	20.288	38.101	229.8
14	2:00.184	30.939	31.356	20.159	37.730	233.3	13	2:00.757	31.132	31.388	20.344	37.893	230.3

**57** Artem SEVERIUKHIN KGZ  
DXR Tatuus F4 T -421

1	3:38.871	1:52.782	39.595	25.022	41.472	215.1
2	2:11.194	34.521	34.774	21.703	40.196	222.7
3	2:07.663	33.255	33.062	22.093	39.253	224.5
4	2:04.478	32.497	32.438	20.729	38.814	225.5
5	2:03.900	32.152	32.456	20.632	38.660	226.4
6	2:03.549	31.861	32.030	20.980	38.678	227.4
7	2:02.392	31.746	31.691	20.533	38.422	227.4
8	2:01.825	31.623	31.600	20.299	38.303	227.4
9	2:03.059	31.539	31.713	20.805	39.002	226.4
10	2:04.240	32.789	31.654	21.133	38.664	228.3
11	2:07.674	B 31.666	31.594	20.349	44.065	229.3
12	3:30.352	1:59.478	31.928	20.564	38.382	228.3
13	2:06.564	35.221	32.694	20.310	38.339	226.9
14	2:03.115	31.868	31.680	20.788	38.779	230.8
15	2:01.300	31.578	31.357	20.237	38.128	227.8
16	2:00.806	31.037	31.357	20.208	38.204	227.4
17	2:01.973	32.377	31.407	20.143	38.046	229.8
18	2:00.799	31.367	31.241	20.216	37.975	228.8

**70** Aleksandar BOGUNOVIC SVN  
GRS Team Tatuus F4 T -421

1	3:08.513	1:24.473	38.063	23.827	42.150	198.9
2	2:05.539	32.936	32.694	21.114	38.795	229.8
3	2:02.068	31.743	31.760	20.327	38.238	229.8
4	2:01.451	31.314	31.529	20.266	38.342	229.8
5	2:00.308	31.056	31.287	20.232	37.733	232.8
6	2:02.699	30.897	31.386	20.345	40.071	232.8
7	2:06.237	B 31.223	31.313	20.249	43.452	230.8
8	7:55.581	6:11.425	37.592	23.371	43.193	200.0
9	2:07.032	33.544	33.325	21.057	39.106	225.5
10	2:01.888	31.371	31.791	20.419	38.307	231.8
11	2:01.189	31.217	31.468	20.329	38.175	230.3
12	2:00.200	30.918	31.372	20.108	37.802	231.8
13	2:01.010	30.824	31.353	20.200	38.633	229.3
14	2:00.047	30.870	31.348	20.067	37.762	230.8
15	1:59.790	30.835	31.067	19.995	37.893	231.3
16	1:59.874	30.764	31.250	20.058	37.802	232.3
17	1:59.970	30.720	31.280	20.259	37.711	234.3

**71** Daniel DALLAKYAN ARM  
GRS Team Tatuus F4 T -421

1	3:07.662	1:22.721	37.934	24.011	42.996	204.9
2	2:08.686	34.792	33.104	21.558	39.232	225.0
3	2:04.312	32.665	32.339	20.755	38.553	228.8
4	2:02.377	31.741	31.583	20.407	38.646	224.5

**77** Andrej PETROVIC SRB  
T-Code Tatuus F4 T -421

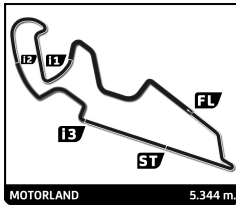
1	2:59.229	B 1:08.886	36.476	22.028	51.839	178.5
2	2:47.924	B 1:00.512	33.679	21.353	52.380	187.5
3	3:16.819	1:46.115	31.535	20.568	38.601	229.8
4	2:00.051	31.051	31.313	20.100	37.587	232.8
5	1:59.446	30.756	31.191	20.096	37.403	235.8
6	2:07.902	B 31.539	31.549	20.147	44.667	230.8
7	6:43.460	B 4:54.879	36.349	22.029	50.203	179.1
8	2:24.775	52.166	32.456	20.654	39.499	206.5
9	2:06.867	30.978	31.106	20.319	44.464	205.7
10	2:00.641	30.738	31.081	20.140	38.682	236.3
11	1:59.399	30.705	31.009	20.137	37.548	233.3
12	1:59.078	30.726	30.892	19.986	37.474	233.8
13	1:58.852	30.620	30.857	19.839	37.536	233.8
14	1:58.572	30.495	30.800	19.923	37.354	234.8
15	1:58.842	30.456	30.835	19.985	37.566	232.8
16	1:58.610	30.521	30.782	19.873	37.434	232.3

**78** Alfio SPINA ITA  
TC Racing Tatuus F4 T -421

1	3:13.241	1:24.175	37.782	24.097	47.187	185.9
2	2:18.600	36.734	34.646	23.736	43.484	186.5
3	2:10.722	33.515	33.299	21.759	42.149	193.9
4	2:12.067	B 32.282	32.357	20.836	46.592	225.0
5	9:23.730	7:45.288	35.602	21.983	40.857	219.5
6	2:06.235	32.858	32.584	21.501	39.292	219.1
7	2:01.279	31.357	31.634	20.411	37.877	229.8
8	2:00.542	31.004	31.715	20.156	37.667	231.8
9	2:03.198	31.001	31.333	21.046	39.818	208.1
10	2:00.465	31.223	31.324	20.251	37.667	231.8
11	2:00.236	31.052	31.381	20.118	37.685	231.3
12	1:59.997	31.004	31.161	20.174	37.658	229.8
13	1:59.601	30.897	31.082	19.989	37.633	231.8
14	1:59.624	30.828	31.097	19.996	37.703	231.3
15	1:59.723	30.856	31.165	20.034	37.668	230.3
16	1:59.595	30.830	31.033	20.061	37.671	231.8

**80** Alex POWELL USA  
Saintéloc Racing Tatuus F4 T -421

1	2:48.060	1:04.712	38.165	23.284	41.899	200.4
2	2:11.193	35.087	34.542	22.495	39.069	229.8



# F4Spain

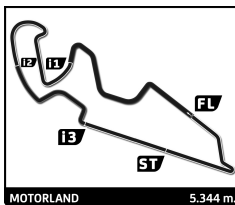
## ROUND 1 - MOTORLAND

### PREVIOUS TEST 1

### Sector Analysis

— Invalidated Lap    ■ Personal Best    ■ Session Best    B Crossing the pit lane

Lap	Time	Sector 1	Sector 2	Sector 3	Sector 4	T.Spd	Lap	Time	Sector 1	Sector 2	Sector 3	Sector 4	T.Spd
<b>81</b> Noah MONTEIRO PRT Campos Racing Tatuus F4 T -421													
1	2:33.398	55.673	35.086	22.580	40.059	224.1							
2	2:09.266	33.772	33.007	20.881	41.606	191.2							
3	2:01.033	31.334	31.665	20.263	37.771	232.3							
4	2:00.044	31.099	31.403	20.097	37.445	232.3							
5	1:59.910	30.885	31.457	20.245	37.323	233.8							
6	2:07.443 B	30.963	31.340	20.118	45.022	234.8							
7	7:08.863	5:30.183	35.839	22.514	40.327	208.1							
8	2:04.826	32.337	32.385	21.147	38.957	214.7							
9	2:00.911	31.679	31.496	20.276	37.460	233.8							
10	1:59.494	30.661	31.168	20.316	37.349	234.8							
11	1:59.174	30.715	31.100	20.000	37.359	233.3							
12	1:58.953	30.677	31.167	19.892	37.217	232.8							
13	1:58.559	30.540	30.925	19.973	37.121	238.4							
14	2:05.977	30.545	34.845	22.788	37.799	232.8							
15	1:59.205	30.517	30.865	20.238	37.585	237.4							
16	1:58.730	30.663	30.898	19.772	37.397	232.8							
17	1:58.364	30.467	30.684	19.917	37.296	235.3							
<b>88</b> Santiago BAZTARRICA ARG TC Racing Tatuus F4 T -421													
1	2:52.077	1:13.545	35.945	22.724	39.863	221.3							
2	2:03.599	32.234	32.617	20.629	38.119	230.8							
3	2:01.997	31.452	31.851	20.567	38.127	230.8							
4	2:01.437	31.273	31.577	20.509	38.078	231.8							
5	2:00.397	31.074	31.431	20.113	37.779	233.3							
6	2:01.906	31.480	31.514	21.000	37.912	232.8							
7	2:00.075	30.888	31.219	20.041	37.927	231.8							
8	2:00.319	30.938	31.271	20.233	37.877	231.3							
9	2:04.759 B	30.965	31.508	20.088	42.198	229.8							
10	7:06.366 B	5:22.935	36.885	22.773	43.773	227.4							
11	2:34.002	58.035	34.597	21.534	39.836	220.0							
12	2:04.941	31.312	31.847	21.965	39.817	202.2							
13	2:01.995	31.571	31.748	20.419	38.257	233.3							
14	2:00.736	30.941	31.582	20.129	38.084	230.3							
15	1:59.726	30.726	31.180	19.986	37.834	231.8							
16	2:01.017	30.860	31.153	19.945	39.059	231.3							
17	1:59.734	30.805	31.180	20.187	37.562	232.3							
<b>91</b> Lorenzo CAMPOS AGO Monlau Motorsport Tatuus F4 T -421													
1	3:05.594 B	1:11.601	36.964	23.408	53.621	177.3							
2	5:23.473	3:47.622	33.252	21.436	41.163	196.4							
3	2:03.578	32.512	32.057	20.744	38.265	232.8							
4	2:08.841 B	31.442	31.786	20.589	45.024	233.8							
5	9:51.862	8:13.973	35.451	22.399	40.039	213.4							
6	2:04.106	32.337	32.192	21.232	38.345	230.8							
7	2:04.161	32.953	31.877	20.661	38.670	223.1							
8	2:00.980	31.146	31.519	20.560	37.755	231.8							
9	2:01.565	31.190	31.421	20.712	38.242	227.4							
10	1:59.981	30.933	31.285	20.141	37.622	233.8							
11	2:00.012	30.998	31.159	20.129	37.726	232.3							
12	2:00.922	32.003	31.216	20.080	37.623	232.3							
13	2:00.228	30.890	31.022	20.250	38.066	232.3							
14	1:59.661	30.781	31.206	20.128	37.546	231.8							
<b>99</b> Thomas STRAUVEN BEL Griffin Core Tatuus F4 T -421													
1	3:19.177 B	1:32.586	35.125	22.130	49.336	189.8							
2	2:36.266	1:03.549	32.195	20.792	39.730	208.9							
3	1:59.947	30.996	31.290	20.202	37.459	233.8							
4	1:59.807	31.263	31.020	20.064	37.460	233.3							
5	1:58.963	30.574	31.051	20.076	37.262	233.8							
6	2:03.437 B	30.608	30.903	19.885	42.041	234.3							
7	8:59.467 B	7:17.050	34.327	21.775	46.315	196.4							
8	2:30.376	57.740	32.330	20.581	39.725	222.2							
9	2:00.961	31.023	31.238	20.412	38.288	226.9							
10	1:59.278	30.809	31.029	19.918	37.522	232.8							
11	1:58.580	30.544	30.864	20.007	37.165	234.3							
12	1:59.200	30.675	31.252	19.939	37.334	232.8							
13	1:58.515	30.447	31.050	19.789	37.229	232.3							
14	1:58.390	30.323	30.895	19.777	37.395	232.3							
15	1:58.403	30.343	30.941	19.862	37.257	232.8							
16	1:59.102	30.315	30.765	19.726	38.296	234.8							



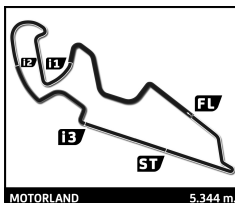
# F4Spain

## ROUND 1 - MOTORLAND

### PREVIOUS TEST 1

### Track Limits Analysis

No	Driver	Team	T.L. Nr	Camera	Lap	Time
1	Hudson SCHWARTZ	KCL MP Motorsport	1	Turn 5	5	10:00:27.163
1	Hudson SCHWARTZ	KCL MP Motorsport	2	Turn 9	5	10:00:48.694
1	Hudson SCHWARTZ	KCL MP Motorsport	3	Turn 9	9	10:16:28.560
1	Hudson SCHWARTZ	KCL MP Motorsport	4	Turn 5	9	10:16:05.035
1	Hudson SCHWARTZ	KCL MP Motorsport	5	Turn 5	12	10:22:05.632
1	Hudson SCHWARTZ	KCL MP Motorsport	6	Turn 5	13	10:24:05.182
1	Hudson SCHWARTZ	KCL MP Motorsport	7	Turn 5	14	10:26:05.772
1	Hudson SCHWARTZ	KCL MP Motorsport	8	Turn 5	15	10:28:05.088
<b>Total Infractions:</b>						<b>6</b>
2	Vivek KANTHAN	Campos Racing	1	Turn 9	9	10:14:51.630
2	Vivek KANTHAN	Campos Racing	2	Turn 1	13	10:22:06.487
2	Vivek KANTHAN	Campos Racing	3	Turn 5	13	10:22:25.918
2	Vivek KANTHAN	Campos Racing	4	Turn 5	15	10:26:34.631
2	Vivek KANTHAN	Campos Racing	5	Turn 1	15	10:26:15.608
2	Vivek KANTHAN	Campos Racing	6	Turn 5	16	10:28:33.315
<b>Total Infractions:</b>						<b>4</b>
4	Ean EYCKMANS	MP Motorsport	1	Turn 9	2	09:53:28.758
4	Ean EYCKMANS	MP Motorsport	2	Turn 9	5	10:18:32.182
4	Ean EYCKMANS	MP Motorsport	3	Turn 5	5	10:18:09.358
4	Ean EYCKMANS	MP Motorsport	4	Turn 9	6	10:20:34.844
4	Ean EYCKMANS	MP Motorsport	5	Turn 9	7	10:22:35.093
4	Ean EYCKMANS	MP Motorsport	6	Turn 5	7	10:22:11.503
4	Ean EYCKMANS	MP Motorsport	7	Turn 9	8	10:24:33.980
4	Ean EYCKMANS	MP Motorsport	8	Turn 5	8	10:24:12.360
4	Ean EYCKMANS	MP Motorsport	9	Turn 1	8	10:23:53.015
4	Ean EYCKMANS	MP Motorsport	10	Turn 7	12	10:32:19.283
4	Ean EYCKMANS	MP Motorsport	11	Turn 9	11	10:30:31.897
4	Ean EYCKMANS	MP Motorsport	12	Turn 1	10	10:27:51.221
<b>Total Infractions:</b>						<b>8</b>
5	Miguel COSTA	Campos Racing	1	Turn 9	1	09:51:53.964
5	Miguel COSTA	Campos Racing	2	Turn 5	2	09:54:11.626
5	Miguel COSTA	Campos Racing	3	Turn 5	6	10:03:57.639
5	Miguel COSTA	Campos Racing	4	Turn 5	10	10:17:00.289
5	Miguel COSTA	Campos Racing	5	Turn 1	11	10:18:41.543
5	Miguel COSTA	Campos Racing	6	Turn 9	11	10:19:23.233
5	Miguel COSTA	Campos Racing	7	Turn 5	11	10:19:00.775
5	Miguel COSTA	Campos Racing	8	Turn 1	12	10:20:41.280
5	Miguel COSTA	Campos Racing	9	Turn 1	13	10:22:40.749
5	Miguel COSTA	Campos Racing	10	Turn 5	13	10:23:00.184
5	Miguel COSTA	Campos Racing	11	Turn 5	15	10:26:57.821
<b>Total Infractions:</b>						<b>8</b>
6	Sacha VAN'T PAD BOSCH	T-Code	1	Turn 9	3	09:58:57.148
6	Sacha VAN'T PAD BOSCH	T-Code	2	Turn 5	3	09:58:33.954
6	Sacha VAN'T PAD BOSCH	T-Code	3	Turn 9	9	10:16:46.778
6	Sacha VAN'T PAD BOSCH	T-Code	4	Turn 5	9	10:16:24.688
6	Sacha VAN'T PAD BOSCH	T-Code	5	Turn 9	10	10:18:45.694
6	Sacha VAN'T PAD BOSCH	T-Code	6	Turn 5	13	10:24:21.966
<b>Total Infractions:</b>						<b>4</b>
8	Philippe Armand KARRAS	Saintéloc Racing	1	Turn 5	3	09:55:19.359
8	Philippe Armand KARRAS	Saintéloc Racing	2	Turn 5	4	09:57:22.880
8	Philippe Armand KARRAS	Saintéloc Racing	3	Turn 9	5	09:59:48.902
8	Philippe Armand KARRAS	Saintéloc Racing	4	Turn 1	6	10:01:09.643
8	Philippe Armand KARRAS	Saintéloc Racing	5	Turn 9	12	10:19:24.704
8	Philippe Armand KARRAS	Saintéloc Racing	6	Turn 5	12	10:19:02.043
8	Philippe Armand KARRAS	Saintéloc Racing	7	Turn 1	14	10:22:47.348
8	Philippe Armand KARRAS	Saintéloc Racing	8	Turn 9	14	10:23:29.718
8	Philippe Armand KARRAS	Saintéloc Racing	9	Turn 9	17	10:29:36.846
8	Philippe Armand KARRAS	Saintéloc Racing	10	Turn 9	18	10:31:38.830
<b>Total Infractions:</b>						<b>8</b>
9	René LAMMERS	MP Motorsport	1	Turn 5	5	09:59:55.966
9	René LAMMERS	MP Motorsport	2	Turn 5	7	10:03:55.504



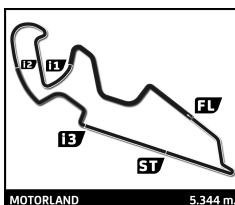
# F4Spain

## ROUND 1 - MOTORLAND

### PREVIOUS TEST 1

### Track Limits Analysis

No	Driver	Team	T.L. Nr	Camera	Lap	Time
9	René LAMMERS	MP Motorsport	3	Turn 9	12	10:18:10.293
9	René LAMMERS	MP Motorsport	4	Turn 1	13	10:19:28.211
9	René LAMMERS	MP Motorsport	5	Turn 5	14	10:21:49.782
9	René LAMMERS	MP Motorsport	6	Turn 5	16	10:25:45.849
<b>Total Infractions:</b>						<b>6</b>
10	Niklas SCHAUFLE	KCL MP Motorsport	1	Turn 5	7	10:13:11.963
10	Niklas SCHAUFLE	KCL MP Motorsport	2	Turn 5	9	10:17:13.969
10	Niklas SCHAUFLE	KCL MP Motorsport	3	Turn 9	9	10:17:35.292
10	Niklas SCHAUFLE	KCL MP Motorsport	4	Turn 1	9	10:16:53.874
10	Niklas SCHAUFLE	KCL MP Motorsport	5	Turn 5	10	10:19:12.688
10	Niklas SCHAUFLE	KCL MP Motorsport	6	Turn 5	13	10:25:09.580
10	Niklas SCHAUFLE	KCL MP Motorsport	7	Turn 5	14	10:27:09.298
<b>Total Infractions:</b>						<b>5</b>
11	Reno FRANCO	KCL MP Motorsport	1	Turn 5	3	09:56:35.834
11	Reno FRANCO	KCL MP Motorsport	2	Turn 1	10	10:18:50.343
11	Reno FRANCO	KCL MP Motorsport	3	Turn 9	10	10:19:31.644
11	Reno FRANCO	KCL MP Motorsport	4	Turn 5	13	10:25:16.488
11	Reno FRANCO	KCL MP Motorsport	5	Turn 9	14	10:27:38.426
11	Reno FRANCO	KCL MP Motorsport	6	Turn 9	15	10:29:36.846
<b>Total Infractions:</b>						<b>5</b>
14	Jean Paul KARRAS	Saintéloc Racing	1	Turn 9	3	09:55:46.896
14	Jean Paul KARRAS	Saintéloc Racing	2	Turn 1	5	09:59:09.379
14	Jean Paul KARRAS	Saintéloc Racing	3	Turn 5	5	09:59:29.372
14	Jean Paul KARRAS	Saintéloc Racing	4	Turn 9	5	09:59:51.770
14	Jean Paul KARRAS	Saintéloc Racing	5	Turn 9	6	10:01:53.289
14	Jean Paul KARRAS	Saintéloc Racing	6	Turn 7	7	10:03:44.211
14	Jean Paul KARRAS	Saintéloc Racing	7	Turn 5	11	10:17:02.959
14	Jean Paul KARRAS	Saintéloc Racing	8	Turn 9	15	10:25:31.567
14	Jean Paul KARRAS	Saintéloc Racing	9	Turn 5	15	10:25:09.580
<b>Total Infractions:</b>						<b>6</b>
15	Edward ROBINSON	DXR	1	Turn 9	6	10:14:30.511
15	Edward ROBINSON	DXR	2	Turn 5	5	10:12:03.360
15	Edward ROBINSON	DXR	3	Turn 5	8	10:18:09.358
15	Edward ROBINSON	DXR	4	Turn 5	11	10:24:09.821
15	Edward ROBINSON	DXR	5	Turn 9	13	10:28:32.914
15	Edward ROBINSON	DXR	6	Turn 9	14	10:30:34.433
15	Edward ROBINSON	DXR	7	Turn 1	13	10:27:52.021
<b>Total Infractions:</b>						<b>6</b>
17	Nacho TUÑON	Tecnicar by Amtog	1	Turn 9	2	09:54:14.371
17	Nacho TUÑON	Tecnicar by Amtog	2	Turn 5	3	09:55:58.229
17	Nacho TUÑON	Tecnicar by Amtog	3	Turn 7	4	09:58:10.946
17	Nacho TUÑON	Tecnicar by Amtog	4	Turn 1	6	10:01:44.041
17	Nacho TUÑON	Tecnicar by Amtog	5	Turn 9	6	10:02:26.087
<b>Total Infractions:</b>						<b>4</b>
19	Matus RYBA	Griffin Core	1	Turn 5	3	09:59:13.690
<b>Total Infractions:</b>						<b>1</b>
22	Juan COTA	MP Motorsport	1	Turn 9	8	10:16:27.025
22	Juan COTA	MP Motorsport	2	Turn 5	8	10:16:05.035
22	Juan COTA	MP Motorsport	3	Turn 9	9	10:18:26.577
22	Juan COTA	MP Motorsport	4	Turn 5	9	10:18:04.820
22	Juan COTA	MP Motorsport	5	Turn 5	10	10:20:04.639
22	Juan COTA	MP Motorsport	6	Turn 9	10	10:20:26.966
22	Juan COTA	MP Motorsport	7	Turn 9	11	10:22:31.190
22	Juan COTA	MP Motorsport	8	Turn 5	11	10:22:08.433
22	Juan COTA	MP Motorsport	9	Turn 9	13	10:26:30.025
22	Juan COTA	MP Motorsport	10	Turn 5	13	10:26:08.037
22	Juan COTA	MP Motorsport	11	Turn 9	14	10:28:28.577
22	Juan COTA	MP Motorsport	12	Turn 9	15	10:30:29.095
22	Juan COTA	MP Motorsport	13	Turn 9	16	10:32:29.114

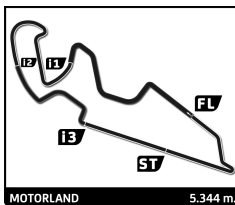


## F4Spain ROUND 1 - MOTORLAND PREVIOUS TEST 1

### Track Limits Analysis

No	Driver	Team	T.L. Nr	Camera	Lap	Time	Total Infractions:
							<input type="text" value="8"/>
23	Jan PRZYROWSKI	Griffin Core	1	Turn 5	12	10:25:45.849	
23	Jan PRZYROWSKI	Griffin Core	2	Turn 9	14	10:30:04.171	
23	Jan PRZYROWSKI	Griffin Core	3	Turn 1	12	10:25:26.743	
23	Jan PRZYROWSKI	Griffin Core	4	Turn 1	13	10:27:25.287	
							<input type="text" value="3"/>
24	Kyuhoo LEE	Rodin Motorsport	1	Turn 5	3	09:56:06.305	
24	Kyuhoo LEE	Rodin Motorsport	2	Turn 5	5	10:00:11.014	
24	Kyuhoo LEE	Rodin Motorsport	3	Turn 1	6	10:01:52.917	
24	Kyuhoo LEE	Rodin Motorsport	4	Turn 9	6	10:02:35.699	
							<input type="text" value="3"/>
25	Francisco MONARCA	Monlau Motorsport	1	Turn 5	4	10:00:46.085	
25	Francisco MONARCA	Monlau Motorsport	2	Turn 5	7	10:15:02.973	
25	Francisco MONARCA	Monlau Motorsport	3	Turn 5	10	10:21:04.903	
25	Francisco MONARCA	Monlau Motorsport	4	Turn 1	12	10:24:46.746	
							<input type="text" value="4"/>
27	Alexander JACOBY	Monlau Motorsport	1	Turn 5	4	10:01:01.764	
27	Alexander JACOBY	Monlau Motorsport	2	Turn 5	8	10:17:13.969	
27	Alexander JACOBY	Monlau Motorsport	3	Turn 5	9	10:19:14.156	
							<input type="text" value="3"/>
32	Wiktor DOBRZANSKI	Tecnicar by Amtog	1	Turn 5	3	09:59:37.947	
32	Wiktor DOBRZANSKI	Tecnicar by Amtog	2	Turn 5	4	10:01:40.436	
32	Wiktor DOBRZANSKI	Tecnicar by Amtog	3	Turn 5	5	10:03:42.023	
32	Wiktor DOBRZANSKI	Tecnicar by Amtog	4	Turn 9	5	10:04:05.085	
32	Wiktor DOBRZANSKI	Tecnicar by Amtog	5	Turn 5	13	10:24:57.969	
32	Wiktor DOBRZANSKI	Tecnicar by Amtog	6	Turn 5	14	10:26:57.821	
							<input type="text" value="5"/>
33	Christopher EL FEGHALI	Drivex	1	Turn 5	5	10:11:56.888	
33	Christopher EL FEGHALI	Drivex	2	Turn 5	7	10:16:05.035	
33	Christopher EL FEGHALI	Drivex	3	Turn 5	8	10:18:06.221	
33	Christopher EL FEGHALI	Drivex	4	Turn 5	11	10:24:05.182	
33	Christopher EL FEGHALI	Drivex	5	Turn 9	15	10:32:31.050	
33	Christopher EL FEGHALI	Drivex	6	Turn 1	13	10:27:47.098	
							<input type="text" value="6"/>
39	Santino PANETTA	TC Racing	1	Turn 7	3	09:55:37.195	
39	Santino PANETTA	TC Racing	2	Turn 5	3	09:55:27.700	
39	Santino PANETTA	TC Racing	3	Turn 9	3	09:55:50.833	
39	Santino PANETTA	TC Racing	4	Turn 5	5	09:59:37.947	
39	Santino PANETTA	TC Racing	5	Turn 5	6	10:01:38.901	
39	Santino PANETTA	TC Racing	6	Turn 9	14	10:24:58.035	
							<input type="text" value="4"/>
41	Stepan SUSLOV	DXR	1	Turn 9	6	10:14:33.447	
41	Stepan SUSLOV	DXR	2	Turn 9	8	10:18:56.308	
41	Stepan SUSLOV	DXR	3	Turn 1	9	10:20:15.613	
41	Stepan SUSLOV	DXR	4	Turn 9	9	10:20:57.230	
41	Stepan SUSLOV	DXR	5	Turn 5	10	10:22:37.696	
41	Stepan SUSLOV	DXR	6	Turn 9	11	10:25:01.772	
41	Stepan SUSLOV	DXR	7	Turn 5	11	10:24:39.516	
41	Stepan SUSLOV	DXR	8	Turn 9	13	10:29:04.447	
							<input type="text" value="6"/>
46	Nathan TYE	Rodin Motorsport	1	Turn 5	13	10:25:59.162	<input type="text" value="1"/>
							<input type="text" value="1"/>
55	Emma FELBERMAYR	Rodin Motorsport	1	Turn 9	2	09:54:15.706	
55	Emma FELBERMAYR	Rodin Motorsport	2	Turn 9	3	09:56:22.431	
55	Emma FELBERMAYR	Rodin Motorsport	3	Turn 5	5	10:01:12.775	





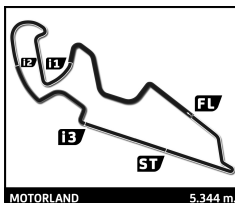
# F4Spain

## ROUND 1 - MOTORLAND

### PREVIOUS TEST 1

### Track Limits Analysis

No	Driver	Team	T.L. Nr	Camera	Lap	Time
55	Emma FELBERMAYR	Rodin Motorsport	4	Turn 5	6	10:03:15.363
55	Emma FELBERMAYR	Rodin Motorsport	5	Turn 9	6	10:03:37.694
55	Emma FELBERMAYR	Rodin Motorsport	6	Turn 5	9	10:13:34.751
55	Emma FELBERMAYR	Rodin Motorsport	7	Turn 9	10	10:21:03.436
55	Emma FELBERMAYR	Rodin Motorsport	8	Turn 5	12	10:24:47.496
55	Emma FELBERMAYR	Rodin Motorsport	9	Turn 9	14	10:29:38.513
55	Emma FELBERMAYR	Rodin Motorsport	10	Turn 9	15	10:31:38.830
<b>Total Infractions:</b>						<b>9</b>
57	Artem SEVERIUKHIN	DXR	1	Turn 5	2	09:54:11.626
57	Artem SEVERIUKHIN	DXR	2	Turn 9	2	09:54:35.356
57	Artem SEVERIUKHIN	DXR	3	Turn 9	4	09:58:51.510
57	Artem SEVERIUKHIN	DXR	4	Turn 5	4	09:58:28.311
57	Artem SEVERIUKHIN	DXR	5	Turn 9	5	10:00:54.965
57	Artem SEVERIUKHIN	DXR	6	Turn 9	6	10:02:58.286
57	Artem SEVERIUKHIN	DXR	7	Turn 9	18	10:29:04.447
<b>Total Infractions:</b>						<b>5</b>
70	Aleksandar BOGUNOVIC	GRS Team	1	Turn 7	2	09:53:50.123
70	Aleksandar BOGUNOVIC	GRS Team	2	Turn 9	2	09:54:02.893
70	Aleksandar BOGUNOVIC	GRS Team	3	Turn 5	2	09:53:39.425
70	Aleksandar BOGUNOVIC	GRS Team	4	Turn 5	3	09:55:43.882
70	Aleksandar BOGUNOVIC	GRS Team	5	Turn 5	4	09:57:46.372
70	Aleksandar BOGUNOVIC	GRS Team	6	Turn 9	9	10:14:18.030
70	Aleksandar BOGUNOVIC	GRS Team	7	Turn 5	10	10:15:59.228
70	Aleksandar BOGUNOVIC	GRS Team	8	Turn 1	11	10:17:40.357
70	Aleksandar BOGUNOVIC	GRS Team	9	Turn 9	11	10:18:22.907
70	Aleksandar BOGUNOVIC	GRS Team	10	Turn 5	11	10:18:00.548
70	Aleksandar BOGUNOVIC	GRS Team	11	Turn 1	12	10:19:41.684
70	Aleksandar BOGUNOVIC	GRS Team	12	Turn 5	13	10:22:00.760
70	Aleksandar BOGUNOVIC	GRS Team	13	Turn 9	16	10:28:23.839
70	Aleksandar BOGUNOVIC	GRS Team	14	Turn 5	16	10:28:02.486
<b>Total Infractions:</b>						<b>9</b>
71	Daniel DALLAKYAN	GRS Team	1	Turn 7	2	09:53:51.191
71	Daniel DALLAKYAN	GRS Team	2	Turn 9	2	09:54:04.761
71	Daniel DALLAKYAN	GRS Team	3	Turn 7	3	09:55:58.115
71	Daniel DALLAKYAN	GRS Team	4	Turn 5	3	09:55:46.886
71	Daniel DALLAKYAN	GRS Team	5	Turn 9	3	09:56:09.149
71	Daniel DALLAKYAN	GRS Team	6	Turn 7	4	09:58:00.204
71	Daniel DALLAKYAN	GRS Team	7	Turn 9	4	09:58:13.173
71	Daniel DALLAKYAN	GRS Team	8	Turn 5	4	09:57:50.508
71	Daniel DALLAKYAN	GRS Team	9	Turn 1	5	09:59:32.910
71	Daniel DALLAKYAN	GRS Team	10	Turn 7	5	10:00:03.124
71	Daniel DALLAKYAN	GRS Team	11	Turn 5	5	09:59:52.762
71	Daniel DALLAKYAN	GRS Team	12	Turn 9	5	10:00:15.226
71	Daniel DALLAKYAN	GRS Team	13	Turn 9	6	10:02:17.879
71	Daniel DALLAKYAN	GRS Team	14	Turn 7	7	10:07:43.351
71	Daniel DALLAKYAN	GRS Team	15	Turn 5	8	10:09:42.422
71	Daniel DALLAKYAN	GRS Team	16	Turn 9	10	10:14:12.158
71	Daniel DALLAKYAN	GRS Team	17	Turn 5	11	10:15:52.422
71	Daniel DALLAKYAN	GRS Team	18	Turn 9	14	10:22:17.376
71	Daniel DALLAKYAN	GRS Team	19	Turn 5	14	10:21:55.286
71	Daniel DALLAKYAN	GRS Team	20	Turn 9	15	10:24:18.562
71	Daniel DALLAKYAN	GRS Team	21	Turn 5	15	10:23:56.375
71	Daniel DALLAKYAN	GRS Team	22	Turn 7	17	10:28:11.607
71	Daniel DALLAKYAN	GRS Team	23	Turn 1	15	10:23:35.954
71	Daniel DALLAKYAN	GRS Team	24	Turn 9	19	10:32:25.310
<b>Total Infractions:</b>						<b>13</b>
77	Andrej PETROVIC	T-Code	1	Turn 1	4	09:59:14.447
77	Andrej PETROVIC	T-Code	2	Turn 7	4	09:59:43.739
<b>Total Infractions:</b>						<b>1</b>
78	Alfio SPINA	TC Racing	1	Turn 1	2	09:53:24.585
78	Alfio SPINA	TC Racing	2	Turn 9	7	10:12:16.378
78	Alfio SPINA	TC Racing	3	Turn 5	9	10:15:55.492



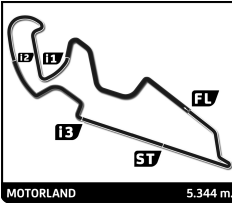
# F4Spain

## ROUND 1 - MOTORLAND

### PREVIOUS TEST 1

### Track Limits Analysis

No	Driver	Team	T.L. Nr	Camera	Lap	Time
78	Alfio SPINA	TC Racing	4	Turn 5	15	10:27:58.514
<b>Total Infractions:</b>						<b>4</b>
80	Alex POWELL	Saintéloc Racing	1	Turn 5	3	09:55:29.768
80	Alex POWELL	Saintéloc Racing	2	Turn 5	4	09:57:34.024
80	Alex POWELL	Saintéloc Racing	3	Turn 5	5	09:59:36.879
80	Alex POWELL	Saintéloc Racing	4	Turn 9	5	09:59:59.976
80	Alex POWELL	Saintéloc Racing	5	Turn 5	6	10:01:38.901
80	Alex POWELL	Saintéloc Racing	6	Turn 5	7	10:03:42.023
80	Alex POWELL	Saintéloc Racing	7	Turn 5	8	10:05:44.101
80	Alex POWELL	Saintéloc Racing	8	Turn 9	8	10:06:07.047
80	Alex POWELL	Saintéloc Racing	9	Turn 5	9	10:07:45.171
80	Alex POWELL	Saintéloc Racing	10	Turn 5	11	10:11:48.646
80	Alex POWELL	Saintéloc Racing	11	Turn 5	12	10:13:50.366
80	Alex POWELL	Saintéloc Racing	12	Turn 5	14	10:22:00.760
80	Alex POWELL	Saintéloc Racing	13	Turn 7	17	10:28:11.607
80	Alex POWELL	Saintéloc Racing	14	Turn 5	16	10:26:01.431
80	Alex POWELL	Saintéloc Racing	15	Turn 5	19	10:32:01.356
<b>Total Infractions:</b>						<b>13</b>
81	Noah MONTEIRO	Campos Racing	1	Turn 5	4	09:57:12.704
81	Noah MONTEIRO	Campos Racing	2	Turn 5	5	09:59:12.822
81	Noah MONTEIRO	Campos Racing	3	Turn 9	5	09:59:34.551
81	Noah MONTEIRO	Campos Racing	4	Turn 5	6	10:01:12.775
81	Noah MONTEIRO	Campos Racing	5	Turn 7	11	10:16:44.221
81	Noah MONTEIRO	Campos Racing	6	Turn 9	13	10:20:53.960
81	Noah MONTEIRO	Campos Racing	7	Turn 5	14	10:22:30.356
81	Noah MONTEIRO	Campos Racing	8	Turn 9	15	10:24:58.035
81	Noah MONTEIRO	Campos Racing	9	Turn 9	17	10:28:55.302
81	Noah MONTEIRO	Campos Racing	10	Turn 5	17	10:28:34.616
<b>Total Infractions:</b>						<b>8</b>
88	Santiago BAZTARRICA	TC Racing	1	Turn 9	3	09:55:47.964
88	Santiago BAZTARRICA	TC Racing	2	Turn 5	5	09:59:28.505
88	Santiago BAZTARRICA	TC Racing	3	Turn 9	5	09:59:50.769
88	Santiago BAZTARRICA	TC Racing	4	Turn 1	6	10:01:09.643
88	Santiago BAZTARRICA	TC Racing	5	Turn 5	7	10:03:30.612
88	Santiago BAZTARRICA	TC Racing	6	Turn 7	8	10:05:40.798
88	Santiago BAZTARRICA	TC Racing	7	Turn 9	8	10:05:52.501
88	Santiago BAZTARRICA	TC Racing	8	Turn 7	9	10:07:40.416
88	Santiago BAZTARRICA	TC Racing	9	Turn 5	9	10:07:30.692
88	Santiago BAZTARRICA	TC Racing	10	Turn 9	12	10:19:39.114
88	Santiago BAZTARRICA	TC Racing	11	Turn 7	16	10:27:33.301
88	Santiago BAZTARRICA	TC Racing	12	Turn 5	15	10:25:23.627
88	Santiago BAZTARRICA	TC Racing	13	Turn 5	16	10:27:23.512
88	Santiago BAZTARRICA	TC Racing	14	Turn 9	17	10:29:46.652
88	Santiago BAZTARRICA	TC Racing	15	Turn 1	15	10:25:04.289
88	Santiago BAZTARRICA	TC Racing	16	Turn 9	18	10:31:46.105
88	Santiago BAZTARRICA	TC Racing	17	Turn 5	17	10:29:24.566
<b>Total Infractions:</b>						<b>11</b>
91	Lorenzo CAMPOS	Monlau Motorsport	1	Turn 5	4	10:01:01.764
91	Lorenzo CAMPOS	Monlau Motorsport	2	Turn 1	4	10:00:43.043
91	Lorenzo CAMPOS	Monlau Motorsport	3	Turn 9	12	10:25:36.042
91	Lorenzo CAMPOS	Monlau Motorsport	4	Turn 5	12	10:25:13.450
<b>Total Infractions:</b>						<b>2</b>
99	Thomas STRAUVEN	Griffin Core	1	Turn 1	4	09:58:04.976
99	Thomas STRAUVEN	Griffin Core	2	Turn 5	5	10:00:23.827
99	Thomas STRAUVEN	Griffin Core	3	Turn 9	5	10:00:45.622
99	Thomas STRAUVEN	Griffin Core	4	Turn 9	9	10:16:18.716
99	Thomas STRAUVEN	Griffin Core	5	Turn 5	9	10:15:56.358
99	Thomas STRAUVEN	Griffin Core	6	Turn 5	10	10:17:57.311
99	Thomas STRAUVEN	Griffin Core	7	Turn 5	11	10:19:56.363
99	Thomas STRAUVEN	Griffin Core	8	Turn 5	15	10:27:50.773
99	Thomas STRAUVEN	Griffin Core	9	Turn 1	13	10:23:35.213
99	Thomas STRAUVEN	Griffin Core	10	Turn 9	16	10:30:10.844



**F4Spain**  
**ROUND 1 - MOTORLAND**  
**PREVIOUS TEST 1**

**Track Limits Analysis**

No	Driver	Team	T.L. Nr	Camera	Lap	Time
99	Thomas STRAUVEN	Griffin Core	11	Turn 5	17	10:31:48.509
99	Thomas STRAUVEN	Griffin Core	12	Turn 1	15	10:27:32.140

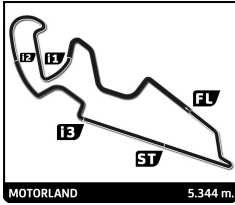
Total Infractions:

TOTAL TRACK LIMITS: 268

**Track Limits Operator:**

Daphne FERNÁNDEZ  
 OD-1537-ESP-CAT

Published at: XX:XX

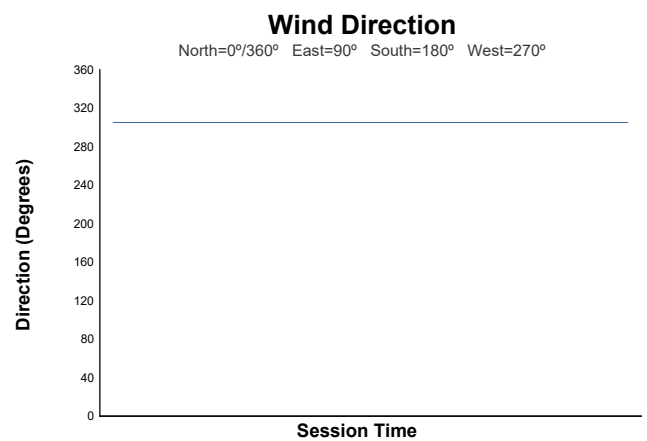
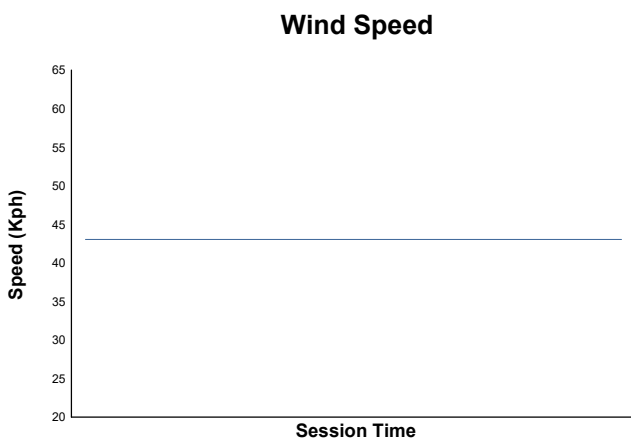
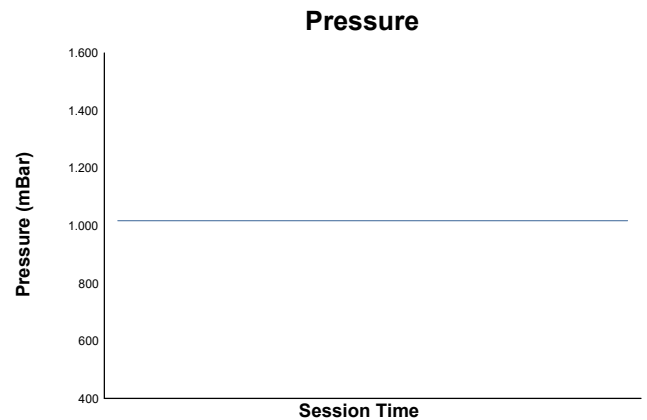
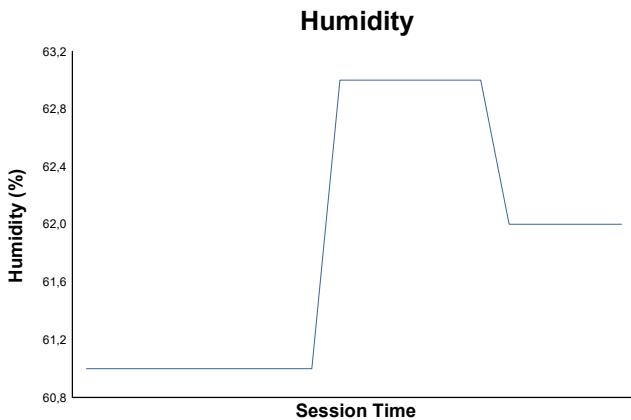
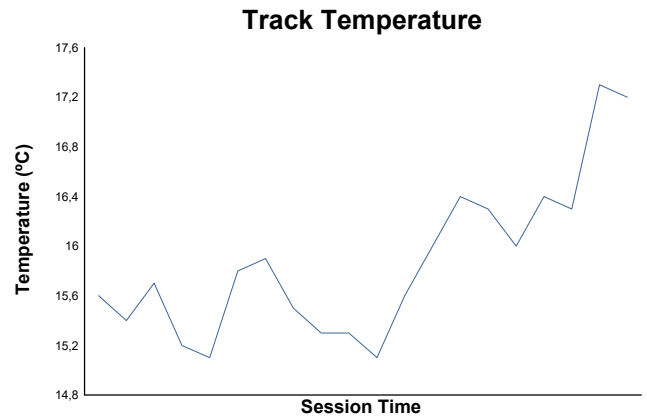
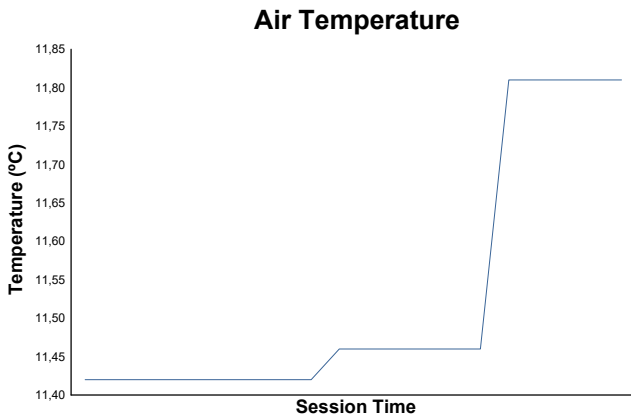


# ROUND 1 - MOTORLAND

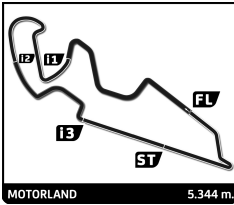
F4Spain

PREVIOUS TEST 1

Weather Report



Track Status: **DRY**



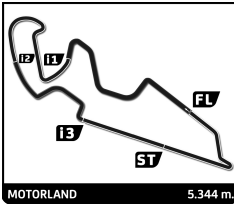
## F4Spain

### ROUND 1 - MOTORLAND

### PREVIOUS TEST 1

## Race Director Report

Hour	Flag	Message
10:49:48		PIT ENTRANCE BLOCKED
12:26:03		TIMING TEST ON TRACK
12:48:20	SF	SAFETY CAR
12:48:20		SafetyCar
12:48:21	SF	SAFETY CAR
12:48:26	SF	SAFETY CAR
12:48:27	GF	GREEN FLAG
12:48:32	RF	RED FLAG
12:48:33		SessionSuspended
12:48:36	RF	RED FLAG
12:48:44	YF	YELLOW FLAG AT TURN 12
12:49:44	GF	GREEN FLAG
12:50:57	GF	GREEN FLAG
12:51:23	RF	RED FLAG
12:51:23		SessionSuspended
12:51:26	RF	RED FLAG
12:51:45	GF	GREEN FLAG
12:51:51	SF	SAFETY CAR
12:51:51	SF	SAFETY CAR
12:51:56	SF	SAFETY CAR
12:51:57	GF	GREEN FLAG
12:52:09	YF	YELLOW FLAG AT TURN 4
12:52:09	GF	GREEN FLAG
12:52:12	YF	YELLOW FLAG AT TURN 4
12:52:12	GF	GREEN FLAG
12:52:14	YF	YELLOW FLAG AT TURN 4
12:52:15	GF	GREEN FLAG
12:52:17	YF	YELLOW FLAG AT TURN 4
12:52:17	GF	GREEN FLAG
12:52:20	YF	YELLOW FLAG AT TURN 3
12:52:20	GF	GREEN FLAG
12:52:31	YF	YELLOW FLAG AT TURN 5
12:52:31	GF	GREEN FLAG
12:52:33	YF	YELLOW FLAG AT TURN 6
12:52:33	GF	GREEN FLAG
12:52:45	YF	YELLOW FLAG AT TURN 5
12:52:45	GF	GREEN FLAG
12:53:10	YF	YELLOW FLAG AT TURN 7
12:53:10	GF	GREEN FLAG
12:53:32	YF	YELLOW FLAG AT TURN 11
12:53:32	GF	GREEN FLAG
12:53:33	YF	YELLOW FLAG AT TURN 9/10
12:53:33	GF	GREEN FLAG
12:53:54	YF	YELLOW FLAG AT TURN 11
12:53:54	GF	GREEN FLAG
12:53:56	YF	DOUBLE YELLOW AT TURN 11
12:53:59	RF	RED FLAG



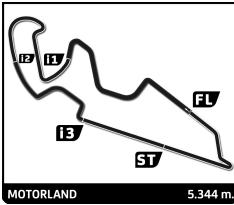
# F4Spain

## ROUND 1 - MOTORLAND

### PREVIOUS TEST 1

## Race Director Report

Hour	Flag	Message
12:53:59		SessionSuspended
12:54:02	RF	RED FLAG
12:54:06	YF	DOUBLE YELLOW AT TURN 11 - YELLOW FLAG AT TURN 12
12:54:14	GF	GREEN FLAG
12:54:27	YF	YELLOW FLAG AT TURN 13
12:54:27	GF	GREEN FLAG
12:54:33	YF	YELLOW FLAG AT TURN 14/15
12:54:33	GF	GREEN FLAG
13:53:38	YF	DOUBLE YELLOW AT TURN B15
13:53:43	GF	GREEN FLAG
16:29:47	RF	RED FLAG
16:29:52	RF	RED FLAG
16:29:57	RF	RED FLAG
16:30:02	RF	RED FLAG
16:30:11	YF	YELLOW FLAG AT TURN 1
16:30:16	GF	GREEN FLAG
16:30:41	RF	RED FLAG
16:30:41		SessionSuspended
16:30:42	RF	RED FLAG
16:30:47	RF	RED FLAG
16:30:52	RF	RED FLAG
16:30:57	RF	RED FLAG
16:31:02	RF	RED FLAG
16:31:07	RF	RED FLAG
16:31:26	GF	GREEN FLAG
16:31:35	FY	FULL YELLOW
16:31:37	FY	FULL YELLOW
16:31:42	FY	FULL YELLOW
16:31:45	RF	RED FLAG
16:31:46		SessionSuspended
16:31:47	RF	RED FLAG
16:31:52	RF	RED FLAG
16:32:01	SF	SAFETY CAR
16:32:02		SafetyCar
16:32:06	GF	GREEN FLAG
16:33:39	RF	RED FLAG
16:33:39		SessionSuspended
16:33:42	RF	RED FLAG
16:33:43	GF	GREEN FLAG
16:33:49	YF	YELLOW FLAG AT TURN 1
16:33:49	GF	GREEN FLAG
16:33:54	YF	YELLOW FLAG AT TURN 3
16:33:55	GF	GREEN FLAG
16:34:06	YF	YELLOW FLAG AT TURN 4
16:34:07	GF	GREEN FLAG
16:35:05	YF	YELLOW FLAG AT TURN 6
16:35:05	GF	GREEN FLAG



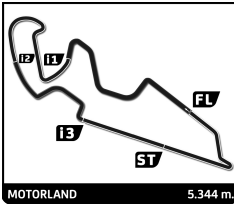
# F4Spain

## ROUND 1 - MOTORLAND

### PREVIOUS TEST 1

## Race Director Report

Hour	Flag	Message
16:35:09	YF	YELLOW FLAG AT TURN 7
16:35:09	GF	GREEN FLAG
16:35:14	YF	YELLOW FLAG AT TURN 8
16:35:14	GF	GREEN FLAG
16:35:37	YF	YELLOW FLAG AT TURN 8
16:35:37	GF	GREEN FLAG
16:35:39	YF	YELLOW FLAG AT TURN 9/10
16:35:39	GF	GREEN FLAG
16:35:41	YF	YELLOW FLAG AT TURN 11
16:35:41	GF	GREEN FLAG
16:37:51	GF	GREEN FLAG
16:37:56	FY	FULL YELLOW
16:37:57	FY	FULL YELLOW
16:37:57	FY	FULL YELLOW
16:38:01	GF	GREEN FLAG
16:38:01	GF	GREEN FLAG
16:38:06	SF	SAFETY CAR
16:38:06	SF	SAFETY CAR
16:38:06		SafetyCar
16:38:07	SF	SAFETY CAR
16:38:11	RF	RED FLAG
16:38:12	SF	SAFETY CAR
16:38:17	SF	SAFETY CAR
16:38:22	SF	SAFETY CAR
16:38:22	RF	RED FLAG
16:38:27	SF	SAFETY CAR
16:38:32	SF	SAFETY CAR
16:38:37	SF	SAFETY CAR
16:38:44	RF	RED FLAG
16:38:47	SF	SAFETY CAR
16:38:57	SF	SAFETY CAR
16:39:05	RF	RED FLAG
16:39:07	SF	SAFETY CAR
16:39:12	SF	SAFETY CAR
16:39:17	SF	SAFETY CAR
16:39:27	SF	SAFETY CAR
16:39:32	SF	SAFETY CAR
16:39:37	SF	SAFETY CAR
16:39:42	SF	SAFETY CAR
16:39:47	SF	SAFETY CAR
16:39:52	SF	SAFETY CAR
16:39:57	SF	SAFETY CAR
16:40:02	SF	SAFETY CAR
16:40:07	SF	SAFETY CAR
16:40:08	RF	RED FLAG
16:40:17	SF	SAFETY CAR
16:40:22	SF	SAFETY CAR



# F4Spain

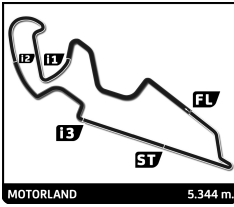
## ROUND 1 - MOTORLAND

### PREVIOUS TEST 1

## Race Director Report

Hour	Flag	Message
16:40:25	GF	GREEN FLAG
16:40:32	RF	RED FLAG
16:41:01	FY	FULL YELLOW
16:41:02	FY	FULL YELLOW
16:41:07	RF	RED FLAG
16:41:07	FY	FULL YELLOW
16:41:12	FY	FULL YELLOW
16:41:17	FY	FULL YELLOW
16:41:22	FY	FULL YELLOW
16:41:27	FY	FULL YELLOW
16:41:32	FY	FULL YELLOW
16:41:37	FY	FULL YELLOW
16:41:42	FY	FULL YELLOW
16:41:47	FY	FULL YELLOW
16:41:57	FY	FULL YELLOW
16:42:07	FY	FULL YELLOW
16:42:12	FY	FULL YELLOW
16:42:17	FY	FULL YELLOW
16:42:22	FY	FULL YELLOW
16:42:24	SF	SAFETY CAR
16:42:24	SF	SAFETY CAR
16:42:24		SafetyCar
16:42:27	SF	SAFETY CAR
16:42:32	SF	SAFETY CAR
16:42:37	SF	SAFETY CAR
16:42:42	SF	SAFETY CAR
16:42:47	SF	SAFETY CAR
16:42:48	FY	FULL YELLOW
16:42:48	FY	FULL YELLOW
16:42:52	FY	FULL YELLOW
16:42:57	FY	FULL YELLOW
16:43:02	FY	FULL YELLOW
16:43:07	RF	RED FLAG
16:43:07	FY	FULL YELLOW
16:43:12	FY	FULL YELLOW
16:43:13	GF	GREEN FLAG
16:43:13	GF	GREEN FLAG
16:43:17	GF	GREEN FLAG
16:43:22	GF	GREEN FLAG
16:45:16	YF	DOUBLE YELLOW AT TURN 1
16:45:33	YF	YELLOW FLAG AT TURN 1
16:45:46	YF	YELLOW FLAG AT TURN 1,2
16:46:17	RF	RED FLAG
16:46:17		SessionSuspended
16:46:22	RF	RED FLAG
16:46:27	RF	RED FLAG
16:46:32	RF	RED FLAG





# F4Spain

## ROUND 1 - MOTORLAND

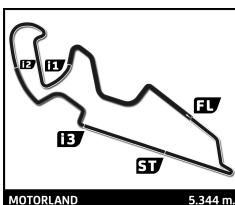
### PREVIOUS TEST 1

## Race Director Report

Hour	Flag	Message
16:46:37	RF	RED FLAG
17:26:34	GF	GREEN FLAG
09:44:38	GF	GREEN FLAG
09:50:00		PIT LANE OPEN
09:58:14	YF	YELLOW FLAG AT TURN 2
09:58:57	GF	GREEN FLAG
10:27:45	YF	YELLOW FLAG AT TURN 12
10:27:55	GF	GREEN FLAG
10:30:02		CHEQUERED FLAG

Published at:

<b>Race Director:</b> Luis GONZÁLEZ 	<b>Timekeeper:</b> Alberto ESTÉBANEZ 
---	--



# F4Spain

## ROUND 1 - MOTORLAND

### PREVIOUS TEST 2


### Classification

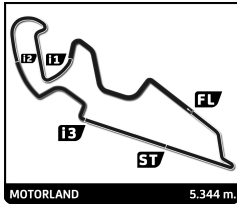
No	Driver	Nat	Team	Car	Cl.	Time	Lap Total	Gap	Kph
1	1 Hudson SCHWARTZ	USA	KCL MP Motorsport	Tatuus F4 T -421		1:58.229	16 16	-	162.7
2	4 Ean EYCKMANS	BEL	MP Motorsport	Tatuus F4 T -421	R	1:58.372	17 17	+0.143	162.5
3	9 René LAMMERS	NLD	MP Motorsport	Tatuus F4 T -421		1:58.505	16 17	+0.276	162.3
4	77 Andrej PETROVIC	SRB	T-Code by Amtog	Tatuus F4 T -421		1:58.615	14 14	+0.386	162.2
5	5 Miguel COSTA	BRA	Campos Racing	Tatuus F4 T -421	R	1:58.633	11 16	+0.404	162.2
6	2 Vivek KANTHAN	USA	Campos Racing	Tatuus F4 T -421	R	1:58.718	14 16	+0.489	162.1
7	99 Thomas STRAUVEN	BEL	Griffin Core	Tatuus F4 T -421		1:58.721	15 17	+0.492	162.0
8	23 Jan PRZYROWSKI	POL	Griffin Core	Tatuus F4 T -421		1:58.736	15 16	+0.507	162.0
9	81 Noah MONTEIRO	PRT	Campos Racing	Tatuus F4 T -421	R	1:58.762	15 16	+0.533	162.0
10	46 Nathan TYE	GBR	Rodin Motorsport	Tatuus F4 T -421		1:58.764	16 18	+0.535	162.0
11	19 Matus RYBA	SVK	Griffin Core	Tatuus F4 T -421		1:58.820	17 17	+0.591	161.9
12	37 Filippo FIORENTINO	BRA	Drivex	Tatuus F4 T -421		1:58.856	12 13	+0.627	161.9
13	78 Alfio SPINA	ITA	TC Racing	Tatuus F4 T -421		1:58.927	14 17	+0.698	161.8
14	6 Sacha VAN'T PAD BOSCH	NLD	T-Code by Amtog	Tatuus F4 T -421	R	1:58.974	12 14	+0.745	161.7
15	10 Niklas SCHAUFLEER	AUT	KCL MP Motorsport	Tatuus F4 T -421	R	1:59.020	11 15	+0.791	161.6
16	48 Gino TRAPPA	ARG	Drivex	Tatuus F4 T -421		1:59.087	8 14	+0.858	161.5
17	25 Francisco MONARCA	ARG	Monlau Motorsport	Tatuus F4 T -421	R	1:59.093	13 15	+0.864	161.5
18	11 Reno FRANCO	NLD	KCL MP Motorsport	Tatuus F4 T -421		1:59.140	13 17	+0.911	161.5
19	91 Lorenzo CAMPOS	AGO	Monlau Motorsport	Tatuus F4 T -421	R	1:59.172	11 13	+0.943	161.4
20	33 Christopher EL FEGHALI	LBN	Drivex	Tatuus F4 T -421	R	1:59.186	14 15	+0.957	161.4
21	39 Santino PANETTA	ARG	TC Racing	Tatuus F4 T -421	R	1:59.351	10 15	+1.122	161.2
22	17 Nacho TUÑON	ESP	Tecnicar by Amtog	Tatuus F4 T -421	R	1:59.402	11 14	+1.173	161.1
23	80 Alex POWELL	USA	Saintéloc Racing	Tatuus F4 T -421		1:59.519	16 18	+1.290	161.0
24	55 Emma FELBERMAYR	AUT	Rodin Motorsport	Tatuus F4 T -421	R	1:59.673	18 18	+1.444	160.8
25	32 Wiktor DOBRZANSKI	POL	Tecnicar by Amtog	Tatuus F4 T -421		1:59.694	10 14	+1.465	160.7
26	15 Edward ROBINSON	ESP	DXR	Tatuus F4 T -421		1:59.784	12 14	+1.555	160.6
27	71 Daniel DALLAKYAN	ARM	GRS Team	Tatuus F4 T -421	R	1:59.900	16 16	+1.671	160.5
28	24 Kyuho LEE	KOR	Rodin Motorsport	Tatuus F4 T -421	R	1:59.965	16 17	+1.736	160.4
29	88 Santiago BAZTARRICA	ARG	TC Racing	Tatuus F4 T -421		2:00.009	5 16	+1.780	160.3
30	70 Aleksandar BOGUNOVIC	SVN	GRS Team	Tatuus F4 T -421	R	2:00.020	10 17	+1.791	160.3
31	14 Jean Paul KARRAS	GRC	Saintéloc Racing	Tatuus F4 T -421	R	2:00.065	17 17	+1.836	160.2
32	41 Stepan SUSLOV	SWE	DXR	Tatuus F4 T -421	R	2:00.313	11 14	+2.084	159.9
33	27 Alexander JACOBY	BRA	Monlau Motorsport	Tatuus F4 T -421		2:00.653	9 15	+2.424	159.5
34	8 Philippe Armand KARRAS	GRC	Saintéloc Racing	Tatuus F4 T -421	R	2:03.473	2 7	+5.244	155.8
35	22 Juan COTA	ESP	MP Motorsport	Tatuus F4 T -421			16	+0.048	160.4
36	57 Artem SEVERIUKHIN	KGZ	DXR	Tatuus F4 T -421	R		9		

Fastest Lap: Lap 16 Hudson SCHWARTZ 1:58.229 162.7 Kph

Published at: XX:XX

Track Status: **DRY**

<b>Race Director:</b> Luis GONZÁLEZ 	<b>Timekeeper:</b> Alberto ESTÉBANEZ 
---	--



## F4Spain

### ROUND 1 - MOTORLAND

### PREVIOUS TEST 2

### Classification by Class

No	Driver	Nat	Team	Car	Time	Lap Total	Gap	Kph
<b>R</b>								
1	4 Ean EYCKMANS	BEL	MP Motorsport	Tatuus F4 T -421	<b>1:58.372</b>	17 17		<b>162.5</b>
2	5 Miguel COSTA	BRA	Campos Racing	Tatuus F4 T -421	<b>1:58.633</b>	11 16	+0.261 +0.261	<b>162.2</b>
3	2 Vivek KANTHAN	USA	Campos Racing	Tatuus F4 T -421	<b>1:58.718</b>	14 16	+0.346 +0.085	<b>162.1</b>
4	81 Noah MONTEIRO	PRT	Campos Racing	Tatuus F4 T -421	<b>1:58.762</b>	15 16	+0.390 +0.044	<b>162.0</b>
5	6 Sacha VAN'T PAD BOSCH	NLD	T-Code by Amtog	Tatuus F4 T -421	<b>1:58.974</b>	12 14	+0.602 +0.212	<b>161.7</b>
6	10 Niklas SCHAUFLE	AUT	KCL MP Motorsport	Tatuus F4 T -421	<b>1:59.020</b>	11 15	+0.648 +0.046	<b>161.6</b>
7	25 Francisco MONARCA	ARG	Monlau Motorsport	Tatuus F4 T -421	<b>1:59.093</b>	13 15	+0.721 +0.073	<b>161.5</b>
8	91 Lorenzo CAMPOS	AGO	Monlau Motorsport	Tatuus F4 T -421	<b>1:59.172</b>	11 13	+0.800 +0.079	<b>161.4</b>
9	33 Christopher EL FEGHALI	LBN	Drivex	Tatuus F4 T -421	<b>1:59.186</b>	14 15	+0.814 +0.014	<b>161.4</b>
10	39 Santino PANETTA	ARG	TC Racing	Tatuus F4 T -421	<b>1:59.351</b>	10 15	+0.979 +0.165	<b>161.2</b>
11	17 Nacho TUÑON	ESP	Tecnicar by Amtog	Tatuus F4 T -421	<b>1:59.402</b>	11 14	+1.030 +0.051	<b>161.1</b>
12	55 Emma FELBERMAYR	AUT	Rodin Motorsport	Tatuus F4 T -421	<b>1:59.673</b>	18 18	+1.301 +0.271	<b>160.8</b>
13	71 Daniel DALLAKYAN	ARM	GRS Team	Tatuus F4 T -421	<b>1:59.900</b>	16 16	+1.528 +0.227	<b>160.5</b>
14	24 Kyuho LEE	KOR	Rodin Motorsport	Tatuus F4 T -421	<b>1:59.965</b>	16 17	+1.593 +0.065	<b>160.4</b>
15	70 Aleksandar BOGUNOVIC	SVN	GRS Team	Tatuus F4 T -421	<b>2:00.020</b>	10 17	+1.648 +0.055	<b>160.3</b>
16	14 Jean Paul KARRAS	GRC	Saintéloc Racing	Tatuus F4 T -421	<b>2:00.065</b>	17 17	+1.693 +0.045	<b>160.2</b>
17	41 Stepan SUSLOV	SWE	DXR	Tatuus F4 T -421	<b>2:00.313</b>	11 14	+1.941 +0.248	<b>159.9</b>
18	8 Philippe Armand KARRAS	GRC	Saintéloc Racing	Tatuus F4 T -421	<b>2:03.473</b>	2 7	+5.101 +3.160	<b>155.8</b>
19	57 Artem SEVERIUKHIN	KGZ	DXR	Tatuus F4 T -421		9		

Published at: XX:XX

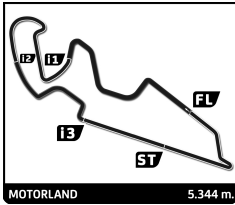
Track Status: **DRY**

**Race Director:**

Luis GONZÁLEZ

**Timekeeper:**

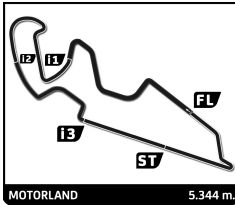
Alberto ESTÉBANEZ



## F4Spain ROUND 1 - MOTORLAND PREVIOUS TEST 2

### Best Top Speed

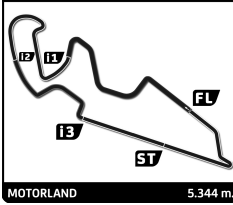
No Driver	Team	Class	Top 1		Top 2		Top 3		Top 4		Top 5		
			Kph	Lap	Kph	Lap	Kph	Lap	Kph	Lap	Kph	Lap	Avg
81 Noah MONTEIRO	Campos Racing	R	239.5	11	236.8	5	236.3	16	236.3	3	235.3	12	236,8
1 Hudson SCHWARTZ	KCL MP Motorsport		238.9	15	236.3	16	236.3	13	236.3	9	236.3	5	236,8
23 Jan PRZYROWSKI	Griffin Core		238.9	10	236.8	12	236.8	5	235.8	3	235.3	13	236,7
55 Emma FELBERMAYR	Rodin Motorsport	R	238.4	6	236.3	7	235.3	5	235.3	4	234.8	14	236,0
2 Vivek KANTHAN	Campos Racing	R	237.4	14	236.8	12	235.8	5	235.3	6	234.8	15	236,0
4 Ean EYCKMANS	MP Motorsport	R	237.4	17	236.3	16	235.8	13	235.8	6	235.3	15	236,1
6 Sacha VAN'T PAD BOSCH	T-Code by Amtog	R	237.4	13	236.8	8	235.3	11	235.3	7	234.8	10	235,9
11 Reno FRANCO	KCL MP Motorsport		237.4	10	236.3	6	235.8	16	235.8	5	235.3	14	236,1
19 Matus RYBA	Griffin Core		237.4	6	235.3	16	234.8	7	234.3	13	234.3	10	235,2
77 Andrej PETROVIC	T-Code by Amtog		237.4	8	237.4	7	235.8	10	235.3	13	234.3	9	236,0
5 Miguel COSTA	Campos Racing	R	236.8	6	236.3	16	236.3	5	235.3	13	235.3	11	236,0
10 Niklas SCHAUFLEER	KCL MP Motorsport	R	236.8	14	235.8	12	235.8	8	235.3	13	235.3	10	235,8
25 Francisco MONARCA	Monlau Motorsport	R	236.8	12	236.3	11	235.8	15	235.8	10	235.3	13	236,0
99 Thomas STRAUVEN	Griffin Core		236.8	14	236.8	13	236.8	5	236.3	7	236.3	3	236,6
9 René LAMMERS	MP Motorsport		236.3	17	236.3	5	235.8	11	235.3	14	235.3	8	235,8
22 Juan COTA	MP Motorsport		236.3	7	235.8	12	234.8	14	234.8	11	234.3	15	235,2
33 Christopher EL FEGHALI	Drivex	R	236.3	8	236.3	3	235.3	14	235.3	12	235.3	4	235,7
37 Filippo FIORENTINO	Drivex		236.3	9	235.8	4	235.8	3	235.3	12	234.8	11	235,6
39 Santino PANETTA	TC Racing	R	236.3	13	236.3	11	235.8	4	235.3	3	234.3	14	235,6
78 Alfio SPINA	TC Racing		236.3	6	235.8	14	235.3	13	234.8	17	234.8	16	235,4
80 Alex POWELL	Saintéloc Racing		236.3	4	235.8	6	234.8	3	233.8	17	233.8	14	234,9
14 Jean Paul KARRAS	Saintéloc Racing	R	235.8	5	234.8	6	232.8	16	232.3	7	231.8	14	233,5
46 Nathan TYE	Rodin Motorsport		235.8	6	235.3	11	235.3	7	234.8	15	234.8	13	235,2
48 Gino TRAPPA	Drivex		235.8	13	235.3	14	235.3	8	235.3	7	234.8	11	235,3
17 Nacho TUÑÓN	Tecnica by Amtog	R	235.3	10	234.8	8	234.3	12	234.3	7	233.8	11	234,5
24 Kyuho LEE	Rodin Motorsport	R	235.3	5	234.8	13	234.3	4	233.8	3	233.3	11	234,3
91 Lorenzo CAMPOS	Monlau Motorsport	R	235.3	3	234.8	10	234.3	13	234.3	4	233.8	11	234,5
15 Edward ROBINSON	DXR		234.8	13	234.8	10	234.3	11	233.8	14	233.8	8	234,3
27 Alexander JACOBY	Monlau Motorsport		234.8	15	234.8	11	234.3	12	233.8	13	233.8	4	234,3
32 Wiktor DOBRZANSKI	Tecnica by Amtog		234.8	13	234.3	10	234.3	3	233.8	12	233.8	11	234,2
41 Stepan SUSLOV	DXR	R	234.3	13	233.8	14	233.8	11	233.3	7	233.3	3	233,7
88 Santiago BAZTARRICA	TC Racing		234.3	6	233.8	5	232.8	3	232.8	2	232.3	13	233,2
70 Aleksandar BOGUNOVIC	GRS Team	R	233.8	15	233.8	8	233.8	4	233.3	13	232.8	12	233,5
71 Daniel DALLAKYAN	GRS Team	R	233.8	16	233.8	12	233.3	15	233.3	3	232.8	14	233,4
8 Philippe Armand KARRAS	Saintéloc Racing	R	232.8	6	231.8	5	230.8	7	229.8	3	229.3	2	230,9
57 Artem SEVERIUKHIN	DXR	R	231.8	4	231.8	5	231.3	6	230.8	3	230.8	8	231,3



## F4Spain ROUND 1 - MOTORLAND PREVIOUS TEST 2

### Best Sector Times

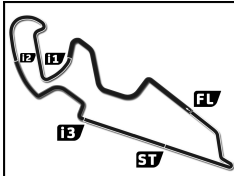
Sector 1			Sector 2			Sector 3			Sector 4			Pos	No	Ideal Lap	Best Lap	
Pos	No	Driver	Time	No	Driver	Time	No	Driver	Time	No	Driver					Time
1	99	T.STRAUVEN	30.349	99	T.STRAUVEN	30.672	22	J.COTA	19.686	99	T.STRAUVEN	37.006	1	99	1:57.779	1:58.721 (7)
2	9	R.LAMMERS	30.458	23	J.PRZYROWSKI	30.693	9	R.LAMMERS	19.709	25	F.MONARCA	37.073	2	23	1:58.102	1:58.736 (8)
3	23	J.PRZYROWSKI	30.478	1	H.SCHWARTZ	30.704	5	M.COSTA	19.713	81	N.MONTEIRO	37.083	3	1	1:58.120	1:58.229 (1)
4	1	H.SCHWARTZ	30.501	5	M.COSTA	30.750	4	E.EYCKMANS	19.725	1	H.SCHWARTZ	37.125	4	4	1:58.224	1:58.372 (2)
5	4	E.EYCKMANS	30.508	4	E.EYCKMANS	30.752	23	J.PRZYROWSKI	19.737	78	A.SPINA	37.135	5	9	1:58.225	1:58.505 (3)
6	77	A.PETROVIC	30.524	2	V.KANTHAN	30.805	99	T.STRAUVEN	19.752	33	C.EL FEGHALI	37.178	6	22	1:58.381	
7	37	F.FIORENTINO	30.524	11	R.FRANCOT	30.848	1	H.SCHWARTZ	19.790	23	J.PRZYROWSKI	37.194	7	5	1:58.391	1:58.633 (5)
8	48	G.TRAPPA	30.584	46	N.TYE	30.850	81	N.MONTEIRO	19.791	9	R.LAMMERS	37.205	8	81	1:58.439	1:58.762 (9)
9	33	C.EL FEGHALI	30.589	9	R.LAMMERS	30.853	6	S.VANT PAD BOSCH	19.821	22	J.COTA	37.231	9	77	1:58.485	1:58.615 (4)
10	22	J.COTA	30.591	19	M.RYBA	30.854	10	N.SCHAUFLE	19.823	4	E.EYCKMANS	37.239	10	2	1:58.510	1:58.718 (6)
11	2	V.KANTHAN	30.600	77	A.PETROVIC	30.863	46	N.TYE	19.825	77	A.PETROVIC	37.241	11	37	1:58.530	1:58.856 (12)
12	81	N.MONTEIRO	30.615	6	S.VANT PAD BOSCH	30.867	19	M.RYBA	19.828	2	V.KANTHAN	37.243	12	46	1:58.605	1:58.764 (10)
13	78	A.SPINA	30.623	22	J.COTA	30.873	11	R.FRANCOT	19.847	37	F.FIORENTINO	37.250	13	19	1:58.637	1:58.820 (11)
14	11	R.FRANCOT	30.626	37	F.FIORENTINO	30.900	48	G.TRAPPA	19.855	5	M.COSTA	37.251	14	6	1:58.642	1:58.974 (14)
15	6	S.VANT PAD BOSCH	30.627	10	N.SCHAUFLE	30.948	37	F.FIORENTINO	19.856	91	L.CAMPOS	37.260	15	11	1:58.669	1:59.140 (18)
16	46	N.TYE	30.643	81	N.MONTEIRO	30.950	77	A.PETROVIC	19.857	46	N.TYE	37.287	16	33	1:58.689	1:59.186 (20)
17	19	M.RYBA	30.661	78	A.SPINA	30.962	2	V.KANTHAN	19.862	10	N.SCHAUFLE	37.287	17	78	1:58.693	1:58.927 (13)
18	5	M.COSTA	30.677	33	C.EL FEGHALI	30.993	80	A.POWELL	19.870	19	M.RYBA	37.294	18	10	1:58.754	1:59.020 (15)
19	10	N.SCHAUFLE	30.696	91	L.CAMPOS	30.993	25	F.MONARCA	19.875	6	S.VANT PAD BOSCH	37.327	19	25	1:58.755	1:59.093 (17)
20	80	A.POWELL	30.727	39	S.PANETTA	31.020	88	S.BAZTARRICA	19.878	48	G.TRAPPA	37.347	20	48	1:58.835	1:59.087 (16)
21	25	F.MONARCA	30.744	17	N.TUÑON	31.039	39	S.PANETTA	19.887	11	R.FRANCOT	37.348	21	91	1:59.070	1:59.172 (19)
22	55	E.FELBERMAYR	30.757	48	G.TRAPPA	31.049	41	S.SUSLOV	19.928	15	E.ROBINSON	37.373	22	39	1:59.077	1:59.351 (21)
23	39	S.PANETTA	30.763	25	F.MONARCA	31.063	33	C.EL FEGHALI	19.929	55	E.FELBERMAYR	37.399	23	17	1:59.245	1:59.402 (22)
24	91	L.CAMPOS	30.778	32	W.DOBZANSKI	31.088	15	E.ROBINSON	19.954	27	A.JACOBY	37.407	24	80	1:59.286	1:59.519 (23)
25	17	N.TUÑON	30.783	24	K.LEE	31.094	17	N.TUÑON	19.968	39	S.PANETTA	37.407	25	55	1:59.312	1:59.673 (24)
26	15	E.ROBINSON	30.848	71	D.DALLAKYAN	31.103	32	W.DOBZANSKI	19.969	32	W.DOBZANSKI	37.444	26	15	1:59.413	1:59.784 (26)
27	88	S.BAZTARRICA	30.915	27	A.JACOBY	31.116	78	A.SPINA	19.973	17	N.TUÑON	37.455	27	32	1:59.456	1:59.694 (25)
28	70	A.BOGUNOVIC	30.922	80	A.POWELL	31.118	24	K.LEE	19.989	41	S.SUSLOV	37.477	28	88	1:59.617	2:00.009 (29)
29	32	W.DOBZANSKI	30.955	55	E.FELBERMAYR	31.150	70	A.BOGUNOVIC	19.994	71	D.DALLAKYAN	37.563	29	24	1:59.657	1:59.965 (28)
30	24	K.LEE	30.971	41	S.SUSLOV	31.203	55	E.FELBERMAYR	20.006	80	A.POWELL	37.571	30	27	1:59.659	2:00.653 (33)
31	71	D.DALLAKYAN	30.980	14	J.KARRAS	31.210	27	A.JACOBY	20.011	24	K.LEE	37.603	31	41	1:59.679	2:00.313 (32)
32	14	J.KARRAS	31.008	88	S.BAZTARRICA	31.216	91	L.CAMPOS	20.039	88	S.BAZTARRICA	37.608	32	71	1:59.775	1:59.900 (27)
33	41	S.SUSLOV	31.071	70	A.BOGUNOVIC	31.218	14	J.KARRAS	20.064	70	A.BOGUNOVIC	37.652	33	70	1:59.786	2:00.020 (30)
34	27	A.JACOBY	31.125	15	E.ROBINSON	31.238	8	P.KARRAS	20.099	14	J.KARRAS	37.688	34	14	1:59.970	2:00.065 (31)
35	57	A.SEVERIUKHIN	31.237	8	P.KARRAS	31.692	71	D.DALLAKYAN	20.129	57	A.SEVERIUKHIN	37.955	35	8	2:01.585	2:03.473 (34)
36	8	P.KARRAS	31.405	57	A.SEVERIUKHIN	32.687	57	A.SEVERIUKHIN	20.209	8	P.KARRAS	38.389	36	57	2:02.088	



## F4Spain ROUND 1 - MOTORLAND PREVIOUS TEST 2

### Fastest Lap Sequence

Elapsed	No	Driver	Team	Car	Class	Time	Kph	Lap
4:31.584	4	Ean EYCKMANS	MP Motorsport	Tatuus F4 T -421	R	2:06.083	152.6	2
4:36.356	19	Matus RYBA	Griffin Core	Tatuus F4 T -421		2:01.491	158.4	2
4:44.076	46	Nathan TYE	Rodin Motorsport	Tatuus F4 T -421		2:01.101	158.9	2
6:44.355	46	Nathan TYE	Rodin Motorsport	Tatuus F4 T -421		2:00.279	159.9	3
7:21.111	99	Thomas STRAUVEN	Griffin Core	Tatuus F4 T -421		1:59.637	160.8	3
8:32.900	11	Reno FRANCO	KCL MP Motorsport	Tatuus F4 T -421		1:59.438	161.1	4
9:24.711	23	Jan PRZYROWSKI	Griffin Core	Tatuus F4 T -421		1:59.362	161.2	4
10:30.723	4	Ean EYCKMANS	MP Motorsport	Tatuus F4 T -421	R	1:59.236	161.3	5
11:24.617	81	Noah MONTEIRO	Campos Racing	Tatuus F4 T -421	R	1:58.834	161.9	5
27:56.466	9	René LAMMERS	MP Motorsport	Tatuus F4 T -421		1:58.640	162.2	10
30:50.831	5	Miguel COSTA	Campos Racing	Tatuus F4 T -421	R	1:58.633	162.2	11
34:58.181	4	Ean EYCKMANS	MP Motorsport	Tatuus F4 T -421	R	1:58.460	162.4	14
40:30.063	1	Hudson SCHWARTZ	KCL MP Motorsport	Tatuus F4 T -421		1:58.229	162.7	16



MOTORLAND 5.344 m.

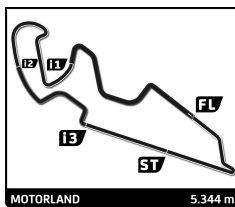
# F4Spain

## ROUND 1 - MOTORLAND

### PREVIOUS TEST 2

#### Flag Analysis

Flag	Time
	GREEN FLAG 15:30:00.000
	CHEQUERED FLAG 16:10:00.000



# F4Spain

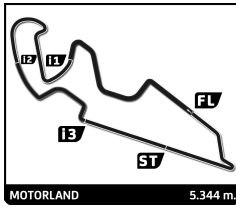
## ROUND 1 - MOTORLAND

### PREVIOUS TEST 2

## Sector Analysis

Lap							Lap						
Time	Sector 1	Sector 2	Sector 3	Sector 4	T.Sp		Time	Sector 1	Sector 2	Sector 3	Sector 4	T.Sp	
<b>1</b>	<b>Hudson SCHWARTZ</b>					USA	<b>17</b>	<b>1:58.372</b>	<b>30.508</b>	30.755	19.803	37.306	237.4
KCL MP Motorsport							Tatuus F4 T -421						
1	2:25.059	46.606	34.503	22.247	41.703	195.7							
2	2:11.467 <b>B</b>	33.164	32.108	20.882	45.313	232.3							
3	2:48.299 <b>B</b>	1:08.058	31.606	20.535	48.100	176.5							
4	2:53.413	1:23.349	31.794	20.367	37.903	235.3							
5	2:04.587 <b>B</b>	30.755	31.181	20.067	42.584	236.3							
6	8:14.583	6:39.747	34.343	21.670	38.823	230.8							
7	2:02.013	31.815	31.767	20.654	37.777	233.8							
8	2:00.210	30.826	31.727	20.115	37.542	232.8							
9	1:59.136	30.768	30.982	20.004	37.382	236.3							
10	<u>1:58.909</u>	<u>30.628</u>	31.110	19.944	37.227	234.3							
11	1:58.880	30.575	30.974	19.907	37.424	234.8							
12	1:58.967	30.691	31.009	<b>19.790</b>	37.477	233.8							
13	1:58.923	30.636	31.024	20.007	37.256	236.3							
14	1:58.651	30.628	31.000	19.898	<b>37.125</b>	235.8							
15	1:58.737	30.615	30.966	20.001	37.155	238.9							
16	<b>1:58.229</b>	<b>30.501</b>	<b>30.704</b>	19.822	37.202	236.3							
<b>2</b>	<b>Vivek KANTHAN</b>					USA	<b>5</b>	<b>Miguel COSTA</b>					BRA
Campos Racing							Campos Racing						
Tatuus F4 T -421							Tatuus F4 T -421						
1	2:45.414 <b>B</b>	1:01.347	35.120	21.626	47.321	220.9							
2	3:11.462 <b>B</b>	1:26.327	31.943	21.534	51.658	200.4							
3	2:59.121 <b>B</b>	1:17.086	31.548	21.250	49.237	211.8							
4	2:35.861	1:06.813	31.452	20.207	37.389	234.8							
5	1:59.258	30.827	31.112	20.060	37.259	235.8							
6	2:04.831 <b>B</b>	30.852	31.024	20.035	42.920	235.3							
7	6:34.017	4:59.070	34.357	21.630	38.960	225.0							
8	2:02.127	31.922	31.806	20.397	38.002	230.8							
9	1:59.325	30.860	31.140	20.082	<b>37.243</b>	232.8							
10	<u>1:58.804</u>	<u>30.608</u>	31.024	19.888	37.284	231.8							
11	1:58.913	30.604	31.101	19.889	37.319	232.8							
12	<u>1:58.768</u>	<u>30.670</u>	30.880	19.896	37.322	236.8							
13	<u>2:01.787</u>	<u>30.627</u>	<u>31.246</u>	<b>19.862</b>	40.052	180.0							
14	<b>1:58.718</b>	<b>30.600</b>	30.857	19.923	37.338	237.4							
15	<u>2:00.437</u>	<u>30.462</u>	<u>31.584</u>	20.739	37.652	234.8							
16	1:58.735	30.640	<b>30.805</b>	19.913	37.377	231.8							
<b>4</b>	<b>Ean EYCKMANS</b>					BEL	<b>6</b>	<b>Sacha VAN'T PAD BOSCH</b>					NLD
MP Motorsport							T-Code by Amtog						
Tatuus F4 T -421							Tatuus F4 T -421						
1	2:25.501	47.353	34.267	22.736	41.145	220.0							
2	2:06.083	33.227	31.901	20.951	40.004	233.3							
3	<u>2:00.319</u>	<u>31.059</u>	<u>31.249</u>	20.009	38.002	233.8							
4	<u>1:59.584</u>	<u>30.806</u>	<u>31.124</u>	19.982	37.672	235.3							
5	1:59.236	30.778	30.965	20.154	37.339	235.3							
6	<u>2:05.593 <b>B</b></u>	<u>30.587</u>	<u>31.032</u>	19.873	44.101	235.8							
7	8:23.281	6:46.516	35.053	22.755	38.957	223.6							
8	2:04.110	32.441	32.614	20.637	38.418	235.3							
9	1:59.354	30.720	<u>31.163</u>	19.911	37.560	233.3							
10	<u>2:00.267</u>	<u>30.777</u>	31.141	19.953	38.396	234.8							
11	<u>1:58.935</u>	<u>30.748</u>	<u>31.053</u>	19.861	37.273	235.3							
12	1:58.749	30.546	30.837	19.859	37.507	234.8							
13	<u>1:58.709</u>	<u>30.657</u>	30.854	19.782	37.416	235.8							
14	1:58.460	30.606	30.757	19.779	37.318	235.3							
15	1:58.463	30.543	<b>30.752</b>	<b>19.725</b>	37.443	235.3							
16	<u>1:58.516</u>	<u>30.575</u>	30.853	19.849	<b>37.239</b>	236.3							
<b>8</b>	<b>Philippe Armand KARRAS</b>					GRC	<b>8</b>	<b>Philippe Armand KARRAS</b>					GRC
Saintéloc Racing							Saintéloc Racing						
Tatuus F4 T -421							Tatuus F4 T -421						
1	2:48.026	1:09.537	33.923	22.641	41.925	210.9							
2	<b>2:03.473</b>	32.350	32.093	20.491	38.539	229.3							
3	<u>2:02.238</u>	<b>31.405</b>	<u>31.724</u>	20.158	38.951	229.8							
4	<u>2:03.049</u>	<u>31.600</u>	<b>31.692</b>	20.294	39.463	228.8							
5	<u>2:02.432</u>	<u>31.968</u>	<u>31.749</u>	20.326	<b>38.389</b>	231.8							
6	<u>2:04.304</u>	<u>31.489</u>	<u>31.718</u>	20.261	40.836	232.8							
7	<u>2:07.951 <b>B</b></u>	<u>31.694</u>	31.694	<b>20.099</b>	44.464	230.8							
<b>9</b>	<b>René LAMMERS</b>					NLD	<b>9</b>	<b>René LAMMERS</b>					NLD
MP Motorsport							MP Motorsport						
Tatuus F4 T -421							Tatuus F4 T -421						
1	2:26.760 <b>B</b>	45.467	33.270	21.113	46.910	217.7							
2	2:48.089 <b>B</b>	1:10.356	31.888	20.437	45.408	230.8							
3	2:56.358	1:27.035	31.509	20.192	37.622	234.8							
4	<u>1:59.375</u>	<u>30.739</u>	<u>31.152</u>	19.962	37.522	234.8							
5	<u>2:07.120 <b>B</b></u>	<u>30.889</u>	31.312	20.310	44.609	236.3							
6	7:40.713	6:08.184	33.274	20.914	38.341	227.4							
7	2:00.648	31.371	31.460	20.144	37.673	233.3							





## F4Spain ROUND 1 - MOTORLAND PREVIOUS TEST 2

### Sector Analysis

Invalidated Lap Personal Best Session Best Crossing the pit lane

Lap	Time	Sector 1	Sector 2	Sector 3	Sector 4	T.Spd	Lap	Time	Sector 1	Sector 2	Sector 3	Sector 4	T.Spd
8	1:59.668	30.768	31.353	20.019	37.528	235.3	7	2:05.936 <b>B</b>	31.175	31.485	20.291	42.985	232.3
9	1:59.095	<u>30.629</u>	31.091	20.058	37.317	234.8	8	7:07.375	5:27.876	35.484	22.857	41.158	220.0
10	1:58.640	<b>30.458</b>	30.939	19.779	37.464	234.3	9	2:06.264	32.659	32.723	20.769	40.113	209.3
11	1:58.471	<u>30.581</u>	30.969	<b>19.709</b>	37.212	235.8	10	<u>2:01.351</u>	31.484	<u>31.640</u>	20.314	37.913	231.3
12	1:58.973	30.660	31.134	19.768	37.411	234.3	11	2:01.468	31.387	31.613	20.125	38.343	231.3
13	1:59.006	30.557	<b>30.853</b>	19.832	37.764	234.3	12	<u>2:02.915</u>	<u>32.360</u>	32.219	20.438	37.898	231.8
14	1:59.084	30.709	31.004	19.830	37.541	235.3	13	<u>2:01.950</u>	<u>31.387</u>	32.034	20.090	38.439	230.8
15	1:58.516	30.545	30.957	19.801	37.213	234.8	14	2:00.607	31.206	31.385	20.209	37.807	231.8
16	<b>1:58.505</b>	30.572	30.950	19.778	<u>37.205</u>	234.8	15	<u>2:00.614</u>	<u>31.180</u>	31.257	<b>20.064</b>	38.113	230.3
17	<u>2:05.033</u> <b>B</b>	<u>30.519</u>	30.980	19.735	43.799	236.3	16	<u>2:00.453</u>	31.038	<u>31.312</u>	20.322	37.781	232.8
							17	<b>2:00.065</b>	<b>31.008</b>	<b>31.210</b>	20.159	<b>37.688</b>	231.3

#### 10 Niklas SCHAUFLEER AUT

KCL MP Motorsport Tatuus F4 T -421

1	2:34.538 <b>B</b>	44.895	35.942	23.073	50.628	197.1
2	3:02.287 <b>B</b>	1:13.101	35.559	22.832	50.795	209.7
3	3:02.808 <b>B</b>	1:19.174	32.415	21.377	49.842	204.2
4	2:55.395 <b>B</b>	1:14.107	34.102	20.798	46.388	215.6
5	9:01.440	7:26.860	33.895	21.379	39.306	227.4
6	<u>2:01.759</u>	31.731	<u>31.810</u>	20.314	37.904	233.8
7	1:59.782	30.833	31.284	20.079	37.586	233.3
8	1:59.339	<b>30.696</b>	31.186	20.072	37.385	235.8
9	<u>2:01.476</u>	<u>30.783</u>	31.245	19.943	39.505	217.3
10	<u>1:59.481</u>	<u>30.699</u>	31.236	19.972	37.574	235.3
11	<b>1:59.020</b>	30.737	31.040	19.881	37.362	234.8
12	<u>1:58.892</u>	<u>30.623</u>	31.026	<b>19.823</b>	37.420	235.8
13	<u>1:58.918</u>	<u>30.692</u>	30.975	19.914	37.337	235.3
14	<u>1:58.905</u>	<u>30.585</u>	<b>30.948</b>	20.051	37.321	236.8
15	1:59.286	30.946	31.206	19.847	<b>37.287</b>	234.8

#### 11 Reno FRANCOOT NLD

KCL MP Motorsport Tatuus F4 T -421

1	2:26.697	45.113	36.127	23.434	42.023	193.2
2	2:06.659	32.329	31.885	20.957	41.488	198.5
3	<u>2:00.106</u>	<u>30.887</u>	<u>31.662</u>	19.993	37.564	233.3
4	1:59.438	30.836	31.149	20.018	37.435	235.3
5	2:00.032	31.108	31.285	20.093	37.546	235.8
6	<u>2:05.412</u> <b>B</b>	<u>30.841</u>	31.161	19.999	43.411	236.3
7	8:23.352	6:45.583	36.516	22.111	39.142	221.3
8	2:03.658	32.702	31.972	21.008	37.976	234.8
9	<u>2:00.001</u>	<u>30.978</u>	31.260	20.113	37.650	234.3
10	<u>2:02.261</u>	30.833	<u>31.088</u>	20.203	40.137	237.4
11	1:58.980	<u>30.662</u>	31.123	<b>19.847</b>	<b>37.348</b>	234.3
12	<u>1:59.121</u>	<u>30.722</u>	<u>30.919</u>	19.923	37.557	234.3
13	<b>1:59.140</b>	30.821	30.968	19.940	37.411	235.3
14	1:59.188	30.767	30.994	20.020	37.407	235.3
15	<u>1:59.042</u>	<b>30.626</b>	30.865	19.878	37.673	232.3
16	<u>2:04.737</u>	<u>30.939</u>	35.114	20.429	38.255	235.8
17	1:59.081	<u>30.761</u>	<b>30.848</b>	19.855	37.617	233.8

#### 14 Jean Paul KARRAS GRC

Saintéloc Racing Tatuus F4 T -421

1	2:50.177	1:11.359	33.950	22.434	42.434	201.9
2	2:03.860	32.585	32.258	20.741	38.276	231.8
3	2:01.786	31.498	31.883	20.481	37.924	230.8
4	<u>2:01.733</u>	31.346	<u>31.886</u>	20.308	38.193	230.8
5	2:01.513	31.566	31.693	20.423	37.831	235.8
6	2:00.906	31.311	31.621	20.190	37.784	234.8

#### 15 Edward ROBINSON ESP

DXR Tatuus F4 T -421

1	2:57.158 <b>B</b>	1:06.859	34.743	23.013	52.543	224.1
2	<b>3:07.458</b> <b>B</b>	1:29.115	<u>32.273</u>	20.630	45.440	227.4
3	3:02.119 <b>B</b>	1:25.246	32.013	20.493	44.367	232.3
4	<u>11:04.930</u>	9:31.156	<u>33.621</u>	21.111	39.042	226.4
5	<u>2:01.979</u>	31.589	<u>31.677</u>	20.473	38.240	232.3
6	2:13.066	32.406	31.915	20.375	48.370	116.9
7	<u>2:00.229</u>	31.140	<u>31.443</u>	20.079	37.567	233.3
8	<u>1:59.694</u>	30.888	<u>31.479</u>	<b>19.954</b>	<b>37.373</b>	233.8
9	2:00.112	<b>30.848</b>	31.525	20.145	37.594	232.8
10	<u>2:00.181</u>	<u>31.140</u>	<u>31.224</u>	20.095	37.722	234.8
11	1:59.828	30.965	31.288	20.091	37.484	234.3
12	<b>1:59.784</b>	30.986	<b>31.238</b>	20.056	37.504	232.8
13	<u>2:00.432</u>	31.126	<u>31.355</u>	20.456	37.495	234.8
14	<u>1:59.717</u>	<u>30.960</u>	<u>31.306</u>	19.967	37.484	233.8

#### 17 Nacho TUÑON ESP

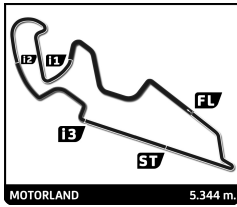
Tecnicar by Amtog Tatuus F4 T -421

1	3:35.731 <b>B</b>	1:46.474	34.817	22.673	51.767	187.8
2	<b>3:36.687</b> <b>B</b>	1:55.041	<u>32.779</u>	21.789	47.078	205.7
3	<b>3:05.667</b> <b>B</b>	1:28.243	<u>31.573</u>	20.401	45.450	225.9
4	10:25.571 <b>B</b>	8:36.060	35.942	23.310	50.259	176.8
5	2:38.003	55.813	32.935	21.137	48.118	174.5
6	2:05.303	31.708	31.758	20.241	41.596	185.6
7	2:00.382	30.961	31.575	20.098	37.748	234.3
8	1:59.846	30.827	31.282	20.103	37.634	234.8
9	<u>1:59.751</u>	<u>30.850</u>	<u>31.239</u>	20.035	37.627	232.3
10	<u>2:00.040</u>	30.801	<u>31.463</u>	20.247	37.529	235.3
11	<b>1:59.402</b>	30.940	<b>31.039</b>	<b>19.968</b>	<b>37.455</b>	233.8
12	1:59.692	<b>30.783</b>	31.189	20.104	37.616	234.3
13	1:59.926	31.075	<u>31.209</u>	20.061	37.581	233.3
14	<u>1:59.676</u>	<u>30.767</u>	<u>31.269</u>	20.062	37.578	233.3

#### 19 Matus RYBA SVK

Griffin Core Tatuus F4 T -421

1	2:34.865	1:00.177	34.137	20.987	39.564	222.7
2	2:01.491	31.703	31.542	20.346	37.900	230.3
3	2:01.337	31.682	31.557	20.381	37.717	232.3
4	2:00.042	31.075	31.314	20.148	37.505	233.8
5	1:59.867	30.919	31.315	20.134	37.499	232.3
6	1:59.461	30.723	31.144	20.061	37.533	237.4
7	2:08.106 <b>B</b>	30.972	31.777	20.103	45.254	234.8
8	8:23.318	6:49.801	33.561	21.221	38.735	225.9
9	2:01.547	31.567	31.554	20.440	37.986	230.3



## F4Spain ROUND 1 - MOTORLAND PREVIOUS TEST 2

### Sector Analysis

Lap	Time	Sector 1	Sector 2	Sector 3	Sector 4	T.Sp'd	Lap	Time	Sector 1	Sector 2	Sector 3	Sector 4	T.Sp'd
10	1:59.913	31.225	31.082	20.087	37.519	234.3	9	2:29.001	56.017	33.239	20.740	39.005	224.1
11	1:59.495	30.714	31.033	20.030	37.718	233.8	10	<u>2:01.800</u>	<u>31.358</u>	31.608	20.403	38.431	230.8
12	<u>1:59.210</u>	<u>30.737</u>	31.008	19.954	37.511	232.3	11	<u>2:03.378</u>	31.188	<u>31.432</u>	20.320	40.438	233.3
13	1:59.839	<u>30.862</u>	<u>30.987</u>	20.103	<u>37.887</u>	234.3	12	2:01.093	31.418	31.439	20.314	37.922	232.3
14	1:58.945	30.840	30.921	19.890	<u>37.294</u>	233.3	13	2:00.314	31.212	31.370	20.129	<u>37.603</u>	234.8
15	1:58.880	30.767	30.893	<u>19.828</u>	37.392	233.8	14	2:00.187	31.167	31.142	20.079	37.799	232.3
16	1:59.157	30.778	31.032	19.868	37.479	235.3	15	2:00.431	31.162	31.457	20.190	37.622	232.8
17	<u>1:58.820</u>	<u>30.661</u>	<u>30.854</u>	19.852	37.453	231.3	16	<u>1:59.965</u>	31.145	<u>31.094</u>	20.092	37.634	232.8
							17	1:59.972	<u>30.971</u>	31.232	<u>19.989</u>	37.780	232.3

22 Juan COTA ESP MP Motorsport Tatuus F4 T -421						
1	2:29.028	47.894	35.631	22.866	42.637	191.2
2	<u>2:13.014</u> B	<u>32.604</u>	<u>32.223</u>	21.125	47.062	181.2
3	2:48.285 B	1:11.387	31.811	20.389	44.698	230.3
4	3:00.679 B	1:25.631	31.410	20.160	43.478	233.8
5	9:28.703	7:56.180	33.142	20.943	38.438	231.3
6	<u>2:00.762</u>	31.405	<u>31.298</u>	20.263	37.796	232.8
7	<u>1:59.222</u>	<u>30.591</u>	<u>31.106</u>	20.000	37.525	236.3
8	<u>1:59.939</u>	<u>30.855</u>	<u>31.454</u>	20.108	37.522	233.3
9	<u>1:59.123</u>	<u>30.756</u>	<u>31.040</u>	19.973	37.354	233.8
10	<u>1:58.855</u>	<u>30.723</u>	30.957	19.843	37.332	233.8
11	<u>1:58.886</u>	<u>30.616</u>	30.966	19.862	37.442	234.8
12	<u>1:58.681</u>	<u>30.688</u>	<u>30.873</u>	19.842	37.278	235.8
13	<u>1:58.575</u>	<u>30.596</u>	<u>31.006</u>	19.742	<u>37.231</u>	234.3
14	<u>1:58.658</u>	<u>30.637</u>	30.953	19.732	37.336	234.8
15	<u>1:58.614</u>	<u>30.732</u>	<u>30.866</u>	<u>19.686</u>	37.330	234.3
16	<u>1:58.420</u>	30.608	<u>30.836</u>	19.735	37.241	233.3

25 Francisco MONARCA ARG Monlau Motorsport Tatuus F4 T -421						
1	3:08.394 B	1:22.621	33.936	21.658	50.179	204.9
2	4:59.461 B	3:20.372	32.268	20.949	45.872	210.5
3	2:51.045 B	1:15.205	31.645	20.328	43.867	234.3
4	2:46.791 B	1:12.371	31.653	20.180	42.587	235.3
5	8:08.264	6:32.962	33.827	21.700	39.775	209.7
6	2:01.343	31.510	31.545	20.257	38.031	234.8
7	2:00.138	31.016	31.415	20.266	37.441	235.3
8	1:59.626	30.883	31.276	20.050	37.417	234.8
9	1:59.342	30.822	31.205	20.011	37.304	235.3
10	<u>2:00.421</u>	<u>30.862</u>	32.035	20.028	37.496	235.8
11	<u>1:59.536</u>	<u>30.730</u>	31.404	19.967	37.435	236.3
12	<u>2:00.329</u>	<u>30.773</u>	32.009	20.110	37.437	236.8
13	<u>1:59.093</u>	<u>30.744</u>	<u>31.063</u>	20.042	37.244	235.3
14	<u>1:58.856</u>	<u>30.752</u>	31.156	<u>19.875</u>	<u>37.073</u>	234.8
15	<u>1:59.546</u>	<u>30.808</u>	31.187	19.993	37.558	235.8

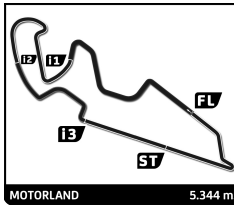
23 Jan PRZYROWSKI POL Griffin Core Tatuus F4 T -421						
1	2:41.372 B	59.590	34.313	20.920	46.549	219.5
2	2:43.971	1:13.358	31.827	20.369	38.417	231.3
3	2:00.006	31.120	31.442	19.994	37.450	235.8
4	1:59.362	30.777	31.077	19.871	37.637	234.8
5	<u>1:58.809</u>	<u>30.627</u>	31.023	19.823	37.336	236.8
6	<u>2:05.679</u> B	<u>30.726</u>	30.932	19.822	44.199	235.3
7	9:43.835 B	8:01.478	32.939	20.885	48.533	206.1
8	2:24.855	54.859	31.500	20.151	38.345	221.8
9	1:58.859	30.672	30.992	19.916	37.279	234.3
10	<u>1:59.129</u>	30.734	<u>31.182</u>	20.019	<u>37.194</u>	238.9
11	<u>1:59.166</u>	<u>30.458</u>	30.785	19.922	38.001	234.3
12	<u>1:58.527</u>	30.704	30.800	19.809	37.214	236.8
13	<u>1:58.680</u>	<u>30.498</u>	<u>30.693</u>	19.803	37.686	235.3
14	1:58.942	30.593	31.109	<u>19.737</u>	37.503	233.8
15	<u>1:58.736</u>	30.721	30.847	19.852	37.316	234.8
16	2:04.749 B	<u>30.478</u>	30.738	19.912	43.621	234.8

27 Alexander JACOBY BRA Monlau Motorsport Tatuus F4 T -421						
1	3:27.956 B	1:31.676	33.428	22.578	1:00.274	189.5
2	<u>5:19.350</u>	3:48.045	<u>32.350</u>	20.559	38.396	231.3
3	2:01.303	31.572	31.672	20.191	37.868	232.3
4	<u>2:00.892</u>	<u>31.707</u>	31.500	20.171	37.514	233.8
5	<u>2:06.542</u> B	31.222	<u>31.628</u>	20.219	43.473	233.3
6	7:01.772	5:23.929	34.942	22.560	40.341	206.1
7	2:03.268	31.787	32.866	20.817	37.798	233.3
8	2:01.031	31.229	31.769	20.365	37.668	232.3
9	<u>2:00.653</u>	31.172	31.535	20.269	37.677	231.8
10	<u>1:59.896</u>	<u>31.015</u>	<u>31.317</u>	20.134	37.430	233.3
11	<u>1:59.715</u>	<u>30.920</u>	31.126	20.156	37.513	234.8
12	<u>1:59.829</u>	<u>30.958</u>	31.263	20.201	<u>37.407</u>	234.3
13	<u>1:59.619</u>	<u>30.993</u>	<u>31.116</u>	<u>20.011</u>	37.499	233.8
14	2:04.921	<u>31.125</u>	31.311	22.381	40.104	201.9
15	<u>2:05.896</u> B	<u>30.956</u>	<u>31.328</u>	20.086	43.526	234.8

32 Wiktor DOBRZANSKI POL Tecnica by Amtog Tatuus F4 T -421						
1	3:19.525 B	1:24.880	35.532	23.510	55.603	175.3
2	<u>3:25.334</u> B	1:47.593	<u>32.135</u>	21.080	44.526	233.3
3	3:15.823 B	1:39.187	31.671	20.370	44.595	234.3
4	10:44.283 B	8:55.079	35.500	22.721	50.983	200.4
5	2:37.531	55.405	33.046	20.899	48.181	165.6
6	<u>2:05.264</u>	32.184	<u>31.693</u>	20.116	41.271	171.4
7	<u>2:00.629</u>	<u>31.402</u>	31.381	20.131	37.715	233.3
8	1:59.930	31.024	31.275	<u>19.969</u>	37.662	233.8
9	<u>1:59.770</u>	<u>30.983</u>	<u>31.234</u>	20.012	37.541	232.3



# F4Spain

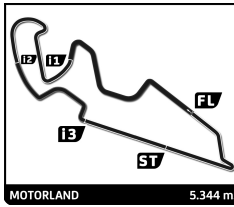
## ROUND 1 - MOTORLAND

### PREVIOUS TEST 2

### Sector Analysis

— Invalidated Lap    ■ Personal Best    ■ Session Best    B Crossing the pit lane

Lap	Time	Sector 1	Sector 2	Sector 3	Sector 4	T.Sp	Lap	Time	Sector 1	Sector 2	Sector 3	Sector 4	T.Sp
<b>33</b> Christopher EL FEHALI LBN							<b>41</b> Stepan SUSLOV SWE						
Drivex Tatuus F4 T -421							DXR Tatuus F4 T -421						
1	2:49.496	1:03.648	35.048	21.909	48.891	212.6	1	3:00.682	1:07.202	35.133	23.333	55.014	222.7
2	2:48.673	1:09.647	32.051	20.563	46.412	215.6	2	3:09.998	1:33.456	32.113	20.552	43.877	222.7
3	2:55.959	1:26.635	31.596	20.294	37.434	236.3	3	3:16.382	1:40.698	31.774	20.831	43.079	233.3
4	2:04.996	30.993	31.483	20.009	42.511	235.3	4	10:46.614	9:12.101	33.955	21.548	39.010	226.4
5	9:30.127	7:54.025	34.746	21.741	39.615	216.4	5	2:02.249	31.801	31.803	20.411	38.234	229.3
6	2:01.755	31.264	31.724	20.527	38.240	224.5	6	2:11.488	31.875	31.520	20.401	47.692	115.5
7	2:13.099	36.587	38.310	20.381	37.821	231.8	7	2:01.239	31.309	31.406	20.830	37.694	233.3
8	1:59.301	30.782	31.182	20.050	37.287	236.3	8	2:00.527	31.071	31.450	20.216	37.790	232.3
9	1:59.279	30.717	31.091	19.955	37.516	234.8	9	2:00.363	31.175	31.368	20.082	37.738	232.8
10	1:59.613	30.835	31.214	19.984	37.580	233.8	10	2:02.607	31.001	31.285	20.165	40.156	210.1
11	2:01.492	30.786	33.400	19.954	37.352	234.3	11	2:00.313	31.084	31.330	20.042	37.857	233.8
12	1:59.052	30.695	31.005	20.174	37.178	235.3	12	2:01.411	31.058	31.403	20.260	38.690	227.4
13	1:59.259	30.589	31.248	19.963	37.459	233.8	13	1:59.732	30.936	31.203	20.116	37.477	234.3
14	1:59.186	30.747	31.032	19.929	37.478	235.3	14	2:00.458	31.762	31.270	19.928	37.498	233.8
15	2:06.212	30.950	30.993	20.065	44.204	234.8							
<b>37</b> Filippo FIORENTINO BRA							<b>46</b> Nathan TYE GBR						
Drivex Tatuus F4 T -421							Rodin Motorsport Tatuus F4 T -421						
1	2:55.793	1:05.687	35.309	23.025	51.772	223.1	1	2:42.975	58.497	39.283	24.681	40.514	211.4
2	3:02.830	1:20.640	32.492	20.656	49.042	225.9	2	2:01.101	31.559	31.525	20.430	37.587	232.8
3	2:50.422	1:20.569	31.739	20.326	37.788	235.8	3	2:00.279	31.143	31.413	20.206	37.517	232.8
4	2:06.480	31.005	31.580	20.545	43.350	235.8	4	2:00.321	31.148	31.259	20.317	37.597	234.3
5	9:15.423	7:40.936	33.482	21.625	39.380	210.5	5	1:59.657	30.908	31.226	19.978	37.545	234.8
6	2:01.473	31.414	31.470	20.409	38.180	234.8	6	1:59.184	30.780	31.119	19.979	37.306	235.8
7	2:13.494	31.055	31.344	20.145	50.950	111.0	7	1:59.129	30.717	31.033	20.073	37.306	235.3
8	1:59.451	30.899	31.139	20.088	37.325	234.8	8	2:05.781	30.835	31.242	20.232	43.472	233.8
9	1:58.912	30.624	30.998	20.040	37.250	236.3	9	5:52.503	4:07.769	34.818	22.667	47.249	202.2
10	1:59.647	30.857	31.360	19.901	37.529	234.3	10	2:34.681	1:03.333	32.407	20.677	38.264	226.4
11	1:59.108	30.722	31.064	19.949	37.373	234.8	11	1:59.579	30.954	31.233	20.105	37.287	235.3
12	1:58.856	30.618	30.900	20.080	37.258	235.3	12	1:59.048	30.744	31.081	19.935	37.288	234.8
13	2:45.457	30.524	31.143	19.856	1:23.934	204.2	13	1:58.984	30.737	30.986	19.825	37.436	234.8
<b>39</b> Santino PANETTA ARG							<b>48</b> Gino TRAPPA ARG						
TC Racing Tatuus F4 T -421							Drivex Tatuus F4 T -421						
1	3:15.399	1:26.354	33.756	20.981	54.308	192.9	1	2:52.187	1:05.323	35.111	23.225	48.528	223.6
2	4:06.121	2:22.128	32.360	21.785	49.848	180.6	2	2:58.805	1:15.569	32.505	20.933	49.798	121.3
3	3:14.022	1:43.329	32.110	20.267	38.316	235.3	3	3:28.278	1:51.731	31.784	20.175	44.588	233.3
4	2:06.651	30.882	31.353	20.244	44.172	235.8	4	10:50.947	9:15.849	33.786	21.583	39.729	212.2
5	8:18.568	6:41.920	34.357	22.642	39.649	216.4	5	2:01.328	31.668	31.452	20.068	38.140	231.3
6	2:03.728	32.338	32.201	20.691	38.498	234.3	6	2:13.431	31.197	31.349	20.475	50.410	118.3
7	2:00.420	30.997	31.244	20.193	37.986	232.3	7	1:59.597	30.855	31.248	19.973	37.521	235.3
8	1:59.906	30.932	31.192	20.130	37.652	233.8	8	1:59.087	30.584	31.104	20.001	37.398	235.3
9	1:59.566	30.909	31.161	20.089	37.407	233.8	9	1:59.167	30.824	31.049	19.855	37.439	234.8
10	1:59.351	30.763	31.024	19.893	37.671	233.8	10	1:59.439	30.816	31.099	20.109	37.415	234.8
11	2:01.605	30.987	32.456	20.727	37.435	236.3	11	1:59.145	30.809	30.944	19.983	37.409	234.8
12	1:59.623	31.087	30.974	19.914	37.648	232.8	12	2:01.587	32.764	31.268	19.998	37.557	234.3
13	1:59.308	30.744	31.133	19.986	37.445	236.3	13	1:59.712	31.145	31.056	19.991	37.520	235.8
14	1:59.106	30.695	31.020	19.887	37.504	234.3	14	1:59.148	30.785	30.964	20.052	37.347	235.3
15	2:09.686	30.990	31.137	20.623	46.936	204.2							



# F4Spain

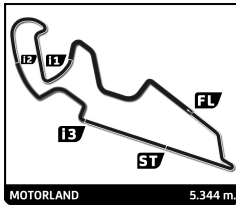
## ROUND 1 - MOTORLAND

### PREVIOUS TEST 2

### Sector Analysis

— Invalidated Lap    ■ Personal Best    ■ Session Best    B Crossing the pit lane

Lap	Time	Sector 1	Sector 2	Sector 3	Sector 4	T.Sp	Lap	Time	Sector 1	Sector 2	Sector 3	Sector 4	T.Sp
<b>55</b> Emma FELBERMAYR AUT Rodin Motorsport Tatuus F4 T -421							2	3:31.987 B	1:50.714	33.456	21.045	46.772	219.5
1	2:46.525	1:01.165	37.855	24.312	43.193	201.9	3	3:08.895	1:37.971	32.017	20.990	37.917	233.3
2	2:06.320	33.356	33.095	21.117	38.752	224.1	4	2:02.362	31.619	31.886	20.392	38.465	230.8
3	2:01.429	31.549	31.629	20.444	37.807	232.8	5	2:01.284	31.358	31.505	20.397	38.024	232.3
4	2:02.589	31.674	32.017	20.421	38.477	235.3	6	2:07.627 B	31.322	31.441	20.289	44.575	231.8
5	2:00.782	31.468	31.487	20.134	37.693	235.3	7	6:18.893	4:42.178	35.111	22.247	39.357	224.5
6	1:59.991	31.057	31.361	20.174	37.399	238.4	8	2:07.551	34.084	34.333	20.898	38.236	228.8
7	1:59.909	30.930	31.370	20.167	37.442	236.3	9	2:01.448	31.443	31.766	20.435	37.804	232.8
8	2:05.347 B	30.994	31.299	20.132	42.922	234.3	10	2:00.775	31.212	31.509	20.298	37.756	230.8
9	5:56.346 B	4:12.759	34.673	22.741	46.173	210.5	11	2:00.563	31.338	31.388	20.150	37.687	231.3
10	2:31.792	57.079	33.507	21.701	39.505	204.2	12	2:00.353	31.104	31.401	20.129	37.719	233.8
11	2:04.168	32.542	32.357	21.108	38.161	231.8	13	2:06.044	36.190	31.599	20.427	37.828	232.8
12	2:01.196	31.242	31.541	20.438	37.975	233.3	14	2:00.057	30.980	31.103	20.205	37.769	232.8
13	1:59.700	30.757	31.150	20.220	37.573	232.8	15	2:00.294	31.167	31.240	20.324	37.563	233.3
14	2:00.190	31.086	31.495	20.082	37.527	234.8	16	1:59.900	31.017	31.142	20.169	37.572	233.8
15	2:00.829	31.028	31.290	20.006	38.505	233.3							
16	1:59.816	31.002	31.294	20.010	37.510	233.8	<b>77</b> Andrej PETROVIC SRB T-Code by Amtog Tatuus F4 T -421						
17	2:01.081	30.872	31.335	20.100	38.774	232.8	1	3:07.130 B	1:19.466	33.574	20.834	53.256	183.1
18	1:59.673	30.835	31.228	20.027	37.583	233.3	2	3:13.806 B	1:33.658	31.658	20.962	47.528	230.3
							3	2:54.672 B	1:17.220	31.287	20.150	46.015	232.3
							4	11:21.565 B	9:33.830	36.380	22.259	49.096	188.8
<b>57</b> Artem SEVERIUKHIN KGZ DXR Tatuus F4 T -421							5	2:40.062	57.246	32.995	21.022	48.799	169.8
1	3:31.103 B	1:38.299	35.003	22.108	55.693	217.3	6	2:07.785	30.882	32.552	21.623	42.728	188.5
2	3:35.070 B	1:57.014	32.687	20.883	44.486	227.8	7	1:59.002	30.742	31.113	19.906	37.241	237.4
3	2:42.269	1:10.940	31.956	20.822	38.551	230.8	8	1:58.690	30.537	31.002	19.905	37.246	237.4
4	2:02.433	31.509	31.717	21.252	37.955	231.8	9	1:59.257	30.620	30.932	19.932	37.773	234.3
5	2:04.068	31.476	33.931	20.391	38.270	231.8	10	1:59.346	30.675	31.197	20.039	37.435	235.8
6	2:10.048 B	32.160	31.731	20.209	45.948	231.3	11	1:58.931	30.712	30.909	19.881	37.429	233.8
7	9:27.599	7:51.054	35.347	21.953	39.245	224.5	12	1:59.678	30.679	30.911	19.857	38.231	231.3
8	2:03.123	32.294	32.159	20.657	38.013	230.8	13	1:58.973	30.729	30.943	19.955	37.346	235.3
9	2:15.159 B	31.237	32.477	24.587	46.858	230.3	14	1:58.615	30.524	30.863	19.904	37.324	232.8
							<b>78</b> Alfio SPINA ITA TC Racing Tatuus F4 T -421						
<b>70</b> Aleksandar BOGUNOVIC SVN GRS Team Tatuus F4 T -421							1	3:00.923	1:25.723	33.439	21.161	40.600	220.9
1	3:17.440 B	1:28.990	33.632	21.735	53.083	209.7	2	2:01.261	31.732	31.535	20.247	37.747	231.8
2	3:20.775 B	1:41.590	33.014	20.773	45.398	226.4	3	2:00.628	31.017	31.391	20.320	37.900	232.3
3	3:07.204	1:37.141	31.716	20.376	37.971	230.8	4	2:00.271	31.041	31.284	20.114	37.832	231.3
4	2:00.495	31.161	31.586	20.095	37.653	233.8	5	1:59.775	30.932	31.164	20.093	37.586	234.3
5	2:00.888	31.356	31.518	20.193	37.821	232.3	6	1:59.109	30.812	31.095	20.067	37.135	236.3
6	2:00.383	31.028	31.368	20.141	37.846	232.3	7	1:59.585	30.890	31.113	20.151	37.431	233.8
7	2:00.365	31.012	31.234	20.222	37.897	231.3	8	2:06.693 B	30.979	31.260	20.651	43.803	229.8
8	2:00.029	30.922	31.218	20.196	37.693	233.8	9	7:48.902	6:13.996	34.795	21.295	38.816	225.9
9	2:01.437	31.402	32.067	20.147	37.821	230.3	10	2:01.298	31.519	31.674	20.491	37.614	231.3
10	2:00.020	30.975	31.284	20.083	37.678	231.8	11	1:59.851	30.812	31.496	20.226	37.317	233.8
11	2:00.496	31.078	31.457	20.267	37.694	231.8	12	1:59.452	30.885	31.157	20.056	37.354	233.8
12	2:00.327	31.113	31.350	20.092	37.772	232.8	13	1:59.412	30.821	31.160	20.021	37.410	235.3
13	2:00.190	30.904	31.383	20.193	37.710	233.3	14	1:58.927	30.739	30.975	20.056	37.157	235.8
14	2:00.130	31.064	31.090	19.994	37.982	232.3	15	1:58.994	30.623	31.028	19.973	37.370	234.3
15	1:59.996	31.032	31.283	20.029	37.652	233.8	16	1:59.008	30.715	31.021	20.026	37.246	234.8
16	2:04.990 B	31.048	31.301	20.020	42.621	231.8	17	1:59.115	30.712	30.962	20.125	37.316	234.8
17	5:12.233	3:39.552	32.242	20.526	39.913	200.4							
							<b>80</b> Alex POWELL USA Saintéloc Racing Tatuus F4 T -421						
<b>71</b> Daniel DALLAKYAN ARM GRS Team Tatuus F4 T -421							1	2:49.524	1:10.212	34.788	22.167	42.357	197.8
1	3:23.632 B	1:29.586	33.796	22.327	57.923	183.7	2	2:04.067	32.802	32.353	20.599	38.313	231.8



## F4Spain ROUND 1 - MOTORLAND PREVIOUS TEST 2

### Sector Analysis

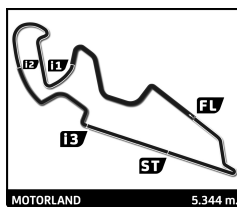
___ Invalidated Lap							■ Personal Best							■ Session Best							B Crossing the pit lane						
Lap	Time	Sector 1	Sector 2	Sector 3	Sector 4	T.Spd	Lap	Time	Sector 1	Sector 2	Sector 3	Sector 4	T.Spd														
3	2:01.212	31.334	31.702	20.290	37.886	234.8	1	3:25.095B	1:30.754	33.892	22.291	58.158	180.6														
4	2:01.121	31.280	31.622	20.124	38.095	236.3	2	5:45.934B	4:05.023	32.346	21.337	47.228	232.3														
5	2:01.280	31.258	31.394	20.047	38.581	230.8	3	2:46.153B	1:08.436	31.621	20.507	45.589	235.3														
6	2:00.092	31.157	31.384	19.980	37.571	235.8	4	3:17.884B	1:06.997	1:03.759	21.495	45.633	234.3														
7	1:59.751	30.885	31.237	20.016	37.613	233.3	5	9:13.729	7:36.122	35.417	21.678	40.512	219.1														
8	1:59.874	30.954	31.263	19.886	37.771	232.8	6	2:02.398	31.684	31.757	20.553	38.404	233.8														
9	1:59.646	30.866	31.165	19.881	37.734	231.3	7	2:00.129	31.093	31.367	20.333	37.336	232.8														
10	2:07.761B	31.077	31.368	20.469	44.847	231.3	8	1:59.860	30.986	31.299	20.069	37.506	233.8														
11	5:02.739	3:23.822	36.859	22.861	39.197	225.0	9	1:59.490	30.876	31.029	20.128	37.457	233.3														
12	2:02.324	31.766	31.881	20.516	38.161	232.3	10	1:59.864	31.050	31.142	20.194	37.478	234.8														
13	2:01.082	31.005	32.167	20.120	37.790	232.8	11	1:59.172	30.778	30.993	20.039	37.362	233.8														
14	2:00.079	30.854	31.408	20.036	37.781	233.8	12	2:02.765	30.958	32.038	21.433	38.336	233.3														
15	2:00.000	30.802	31.204	19.870	38.124	233.3	13	1:59.469	30.940	31.192	20.077	37.260	234.3														
16	1:59.519	30.804	31.206	19.878	37.631	232.8																					
17	1:59.967	30.727	31.544	20.001	37.695	233.8																					
18	1:59.975	30.872	31.118	20.067	37.918	231.3																					

<b>81</b> Noah MONTEIRO PRT						
Campos Racing Tatuus F4 T -421						
1	2:40.268	1:03.172	34.757	22.266	40.073	218.2
2	2:07.989B	31.746	31.925	20.447	43.871	234.3
3	2:37.989	1:08.793	31.631	20.361	37.204	236.3
4	1:59.537	30.882	31.293	20.008	37.354	234.8
5	1:58.834	30.651	31.078	20.022	37.083	236.8
6	2:05.702B	30.872	31.048	19.942	43.840	235.3
7	6:38.159	5:02.467	34.774	21.769	39.149	220.0
8	2:01.997	31.568	31.667	20.664	38.098	233.8
9	2:12.967	38.793	36.307	20.376	37.491	232.8
10	1:59.539	30.818	31.392	20.112	37.217	234.3
11	1:59.035	30.635	31.102	19.932	37.366	239.5
12	1:59.120	30.964	31.007	19.953	37.196	235.3
13	1:58.959	30.665	31.067	19.884	37.343	231.3
14	1:58.878	30.850	30.950	19.852	37.226	234.8
15	1:58.762	30.615	30.956	19.791	37.400	234.3
16	2:06.984B	30.647	30.987	19.907	45.443	236.3

<b>88</b> Santiago BAZTARRICA ARG						
TC Racing Tatuus F4 T -421						
1	3:01.789	1:25.480	35.032	21.718	39.559	222.7
2	2:02.822	32.143	32.028	20.488	38.163	232.8
3	2:01.125	31.216	31.600	20.071	38.238	232.8
4	2:02.054	31.162	31.517	19.995	39.380	231.3
5	2:00.009	31.098	31.216	20.032	37.663	233.8
6	1:59.938	31.035	31.259	20.036	37.608	234.3
7	2:08.558B	30.920	31.399	20.181	46.058	232.3
8	8:47.324	7:16.906	31.972	20.231	38.215	227.4
9	2:00.741	31.000	31.351	20.456	37.934	231.3
10	2:00.086	30.954	31.283	20.119	37.730	230.8
11	2:00.983	31.017	31.303	20.042	38.621	231.8
12	2:00.194	31.041	31.270	20.001	37.882	232.3
13	1:59.951	30.897	31.299	20.003	37.752	232.3
14	1:59.820	30.915	31.299	19.878	37.728	231.8
15	2:00.540	30.916	31.296	19.897	38.431	231.3
16	2:00.724	31.019	31.267	20.143	38.295	231.3

<b>91</b> Lorenzo CAMPOS AGO						
Monlau Motorsport Tatuus F4 T -421						

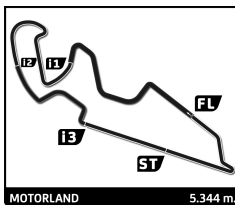
<b>99</b> Thomas STRAUVEN BEL						
Griffin Core Tatuus F4 T -421						
1	2:43.305B	1:00.802	34.949	21.323	46.231	216.4
2	2:38.169	1:05.445	32.758	20.919	39.047	217.7
3	1:59.637	31.069	31.266	20.030	37.272	236.3
4	1:59.707	30.767	31.398	20.238	37.304	234.3
5	1:58.648	30.600	30.906	19.841	37.301	236.8
6	1:58.710	30.586	30.870	19.932	37.322	235.8
7	2:03.248B	30.588	30.870	19.950	41.840	236.3
8	7:53.971B	6:09.983	34.233	22.221	47.534	228.3
9	2:26.618	55.936	31.705	20.375	38.602	224.1
10	1:59.116	30.765	30.940	20.197	37.214	234.8
11	1:58.775	30.660	30.867	19.932	37.316	234.3
12	1:59.030	30.499	30.765	19.893	37.873	235.3
13	1:58.927	30.706	31.150	20.065	37.006	236.8
14	1:59.010	30.498	30.689	19.984	37.839	236.8
15	1:58.721	30.666	31.126	19.788	37.141	233.8
16	1:58.783	30.465	30.718	19.754	37.846	235.8
17	2:03.115B	30.349	30.672	19.752	42.342	234.8



# F4Spain ROUND 1 - MOTORLAND PREVIOUS TEST 2

## Track Limits Analysis

No	Driver	Team	T.L. Nr	Camera	Lap	Time	
1	Hudson SCHWARTZ	KCL MP Motorsport	1	Turn 5	10	15:57:07.279	
							<b>Total Infractions:</b> <input type="text" value="1"/>
2	Vivek KANTHAN	Campos Racing	1	Turn 5	10	15:56:40.487	
2	Vivek KANTHAN	Campos Racing	2	Turn 5	12	16:00:38.055	
2	Vivek KANTHAN	Campos Racing	3	Turn 9	13	16:02:58.230	
2	Vivek KANTHAN	Campos Racing	4	Turn 1	15	16:06:18.378	
2	Vivek KANTHAN	Campos Racing	5	Turn 9	15	16:06:58.969	
							<b>Total Infractions:</b> <input type="text" value="4"/>
4	Ean EYCKMANS	MP Motorsport	1	Turn 1	3	15:34:41.392	
4	Ean EYCKMANS	MP Motorsport	2	Turn 9	3	15:35:22.814	
4	Ean EYCKMANS	MP Motorsport	3	Turn 9	4	15:37:22.971	
4	Ean EYCKMANS	MP Motorsport	4	Turn 5	4	15:37:01.003	
4	Ean EYCKMANS	MP Motorsport	5	Turn 9	6	15:41:21.508	
4	Ean EYCKMANS	MP Motorsport	6	Turn 5	6	15:40:59.608	
4	Ean EYCKMANS	MP Motorsport	7	Turn 9	9	15:53:54.760	
4	Ean EYCKMANS	MP Motorsport	8	Turn 1	10	15:55:12.776	
4	Ean EYCKMANS	MP Motorsport	9	Turn 5	10	15:55:31.617	
4	Ean EYCKMANS	MP Motorsport	10	Turn 9	11	15:57:54.497	
4	Ean EYCKMANS	MP Motorsport	11	Turn 5	11	15:57:32.204	
4	Ean EYCKMANS	MP Motorsport	12	Turn 5	13	16:01:29.740	
4	Ean EYCKMANS	MP Motorsport	13	Turn 5	16	16:07:25.194	
							<b>Total Infractions:</b> <input type="text" value="8"/>
5	Miguel COSTA	Campos Racing	1	Turn 9	3	15:37:11.289	
5	Miguel COSTA	Campos Racing	2	Turn 5	3	15:36:48.656	
5	Miguel COSTA	Campos Racing	3	Turn 9	6	15:43:52.622	
5	Miguel COSTA	Campos Racing	4	Turn 5	6	15:43:30.725	
5	Miguel COSTA	Campos Racing	5	Turn 9	10	15:57:43.787	
5	Miguel COSTA	Campos Racing	6	Turn 9	12	16:01:41.455	
5	Miguel COSTA	Campos Racing	7	Turn 5	12	16:01:19.463	
5	Miguel COSTA	Campos Racing	8	Turn 9	13	16:03:40.575	
5	Miguel COSTA	Campos Racing	9	Turn 5	14	16:05:17.533	
							<b>Total Infractions:</b> <input type="text" value="6"/>
6	Sacha VAN'T PAD BOSCH	T-Code by Amtog	1	Turn 5	6	15:53:49.816	
6	Sacha VAN'T PAD BOSCH	T-Code by Amtog	2	Turn 1	7	15:55:36.170	
6	Sacha VAN'T PAD BOSCH	T-Code by Amtog	3	Turn 9	10	16:02:15.789	
6	Sacha VAN'T PAD BOSCH	T-Code by Amtog	4	Turn 5	10	16:01:53.531	
6	Sacha VAN'T PAD BOSCH	T-Code by Amtog	5	Turn 5	14	16:09:49.741	
							<b>Total Infractions:</b> <input type="text" value="4"/>
8	Philippe Armand KARRAS	Saintéloc Racing	1	Turn 9	3	15:35:43.303	
8	Philippe Armand KARRAS	Saintéloc Racing	2	Turn 9	5	15:39:48.948	
8	Philippe Armand KARRAS	Saintéloc Racing	3	Turn 5	4	15:37:23.060	
8	Philippe Armand KARRAS	Saintéloc Racing	4	Turn 1	6	15:41:09.165	
8	Philippe Armand KARRAS	Saintéloc Racing	5	Turn 5	5	15:39:26.016	
8	Philippe Armand KARRAS	Saintéloc Racing	6	Turn 9	6	15:41:51.239	
8	Philippe Armand KARRAS	Saintéloc Racing	7	Turn 1	7	15:43:13.501	
							<b>Total Infractions:</b> <input type="text" value="5"/>
9	René LAMMERS	MP Motorsport	1	Turn 9	4	15:39:02.369	
9	René LAMMERS	MP Motorsport	2	Turn 1	5	15:40:20.168	
9	René LAMMERS	MP Motorsport	3	Turn 5	4	15:38:39.271	
9	René LAMMERS	MP Motorsport	4	Turn 1	9	15:54:08.383	
9	René LAMMERS	MP Motorsport	5	Turn 5	9	15:54:27.687	
9	René LAMMERS	MP Motorsport	6	Turn 1	11	15:58:06.042	
9	René LAMMERS	MP Motorsport	7	Turn 5	17	16:10:17.468	
							<b>Total Infractions:</b> <input type="text" value="5"/>
10	Niklas SCHAUFLE	KCL MP Motorsport	1	Turn 9	6	15:51:28.840	
10	Niklas SCHAUFLE	KCL MP Motorsport	2	Turn 1	9	15:56:46.906	
10	Niklas SCHAUFLE	KCL MP Motorsport	3	Turn 5	10	15:59:08.132	
10	Niklas SCHAUFLE	KCL MP Motorsport	4	Turn 5	12	16:03:05.935	
10	Niklas SCHAUFLE	KCL MP Motorsport	5	Turn 5	13	16:05:04.753	



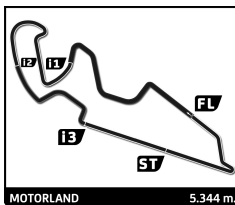
# F4Spain

## ROUND 1 - MOTORLAND

### PREVIOUS TEST 2

### Track Limits Analysis

No	Driver	Team	T.L. Nr	Camera	Lap	Time
10	Niklas SCHAUFLE	KCL MP Motorsport	6	Turn 5	14	16:07:03.871
<b>Total Infractions:</b>						<b>6</b>
11	Reno FRANCOT	KCL MP Motorsport	1	Turn 1	3	15:34:43.101
11	Reno FRANCOT	KCL MP Motorsport	2	Turn 9	3	15:35:24.483
11	Reno FRANCOT	KCL MP Motorsport	3	Turn 1	6	15:40:42.440
11	Reno FRANCOT	KCL MP Motorsport	4	Turn 5	9	15:53:34.401
11	Reno FRANCOT	KCL MP Motorsport	5	Turn 9	10	15:55:56.648
11	Reno FRANCOT	KCL MP Motorsport	6	Turn 1	11	15:57:17.246
11	Reno FRANCOT	KCL MP Motorsport	7	Turn 7	12	15:59:45.493
11	Reno FRANCOT	KCL MP Motorsport	8	Turn 1	12	15:59:16.043
11	Reno FRANCOT	KCL MP Motorsport	9	Turn 5	11	15:57:36.544
11	Reno FRANCOT	KCL MP Motorsport	10	Turn 9	15	16:05:54.707
11	Reno FRANCOT	KCL MP Motorsport	11	Turn 5	16	16:07:31.799
11	Reno FRANCOT	KCL MP Motorsport	12	Turn 5	17	16:09:36.595
<b>Total Infractions:</b>						<b>9</b>
14	Jean Paul KARRAS	Saintéloc Racing	1	Turn 9	4	15:37:48.095
14	Jean Paul KARRAS	Saintéloc Racing	2	Turn 9	10	15:55:11.569
14	Jean Paul KARRAS	Saintéloc Racing	3	Turn 1	12	15:58:32.641
14	Jean Paul KARRAS	Saintéloc Racing	4	Turn 5	13	16:00:54.138
14	Jean Paul KARRAS	Saintéloc Racing	5	Turn 1	15	16:04:38.104
14	Jean Paul KARRAS	Saintéloc Racing	6	Turn 9	16	16:07:19.523
<b>Total Infractions:</b>						<b>6</b>
15	Edward ROBINSON	DXR	1	Turn 9	2	15:34:47.680
15	Edward ROBINSON	DXR	2	Turn 9	4	15:49:00.226
15	Edward ROBINSON	DXR	3	Turn 9	5	15:51:03.549
15	Edward ROBINSON	DXR	4	Turn 9	7	15:55:18.511
15	Edward ROBINSON	DXR	5	Turn 9	8	15:57:18.361
15	Edward ROBINSON	DXR	6	Turn 1	10	16:00:36.385
15	Edward ROBINSON	DXR	7	Turn 9	10	16:01:18.231
15	Edward ROBINSON	DXR	8	Turn 9	13	16:07:17.921
15	Edward ROBINSON	DXR	9	Turn 9	14	16:09:18.048
15	Edward ROBINSON	DXR	10	Turn 5	14	16:08:55.887
15	Edward ROBINSON	DXR	11	Turn 5	15	16:10:55.673
<b>Total Infractions:</b>						<b>9</b>
17	Nacho TUÑON	Tecnicar by Amtog	1	Turn 9	2	15:35:52.243
17	Nacho TUÑON	Tecnicar by Amtog	2	Turn 9	3	15:39:01.101
17	Nacho TUÑON	Tecnicar by Amtog	3	Turn 9	9	16:00:18.177
17	Nacho TUÑON	Tecnicar by Amtog	4	Turn 5	9	15:59:55.947
17	Nacho TUÑON	Tecnicar by Amtog	5	Turn 9	10	16:02:18.158
17	Nacho TUÑON	Tecnicar by Amtog	6	Turn 9	13	16:08:17.380
17	Nacho TUÑON	Tecnicar by Amtog	7	Turn 9	14	16:10:17.102
17	Nacho TUÑON	Tecnicar by Amtog	8	Turn 5	14	16:09:55.013
<b>Total Infractions:</b>						<b>6</b>
19	Matus RYBA	Griffin Core	1	Turn 1	12	15:59:18.911
<b>Total Infractions:</b>						<b>1</b>
22	Juan COTA	MP Motorsport	1	Turn 5	2	15:32:59.795
22	Juan COTA	MP Motorsport	2	Turn 9	2	15:33:22.698
22	Juan COTA	MP Motorsport	3	Turn 9	6	15:50:51.508
22	Juan COTA	MP Motorsport	4	Turn 9	7	15:52:51.088
22	Juan COTA	MP Motorsport	5	Turn 1	8	15:54:09.373
22	Juan COTA	MP Motorsport	6	Turn 9	8	15:54:51.253
22	Juan COTA	MP Motorsport	7	Turn 1	9	15:56:09.506
22	Juan COTA	MP Motorsport	8	Turn 9	9	15:56:50.234
22	Juan COTA	MP Motorsport	9	Turn 5	9	15:56:28.740
22	Juan COTA	MP Motorsport	10	Turn 1	11	16:00:07.046
22	Juan COTA	MP Motorsport	11	Turn 5	10	15:58:27.993
22	Juan COTA	MP Motorsport	12	Turn 5	11	16:00:26.277
22	Juan COTA	MP Motorsport	13	Turn 1	12	16:02:06.173
22	Juan COTA	MP Motorsport	14	Turn 5	12	16:02:25.398
22	Juan COTA	MP Motorsport	15	Turn 9	13	16:04:45.973
22	Juan COTA	MP Motorsport	16	Turn 1	13	16:04:04.969



# F4Spain

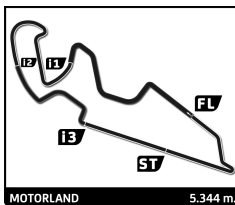
## ROUND 1 - MOTORLAND

### PREVIOUS TEST 2

### Track Limits Analysis

No	Driver	Team	T.L. Nr	Camera	Lap	Time
22	Juan COTA	MP Motorsport	17	Turn 5	14	16:06:22.600
22	Juan COTA	MP Motorsport	18	Turn 1	15	16:08:02.039
22	Juan COTA	MP Motorsport	19	Turn 5	15	16:08:21.415
22	Juan COTA	MP Motorsport	20	Turn 9	15	16:08:43.180
22	Juan COTA	MP Motorsport	21	Turn 7	16	16:10:29.368
<b>Total Infractions:</b>						<b>12</b>
23	Jan PRZYROWSKI	Griffin Core	1	Turn 1	5	15:39:34.306
23	Jan PRZYROWSKI	Griffin Core	2	Turn 5	5	15:39:53.478
23	Jan PRZYROWSKI	Griffin Core	3	Turn 5	6	15:41:52.129
23	Jan PRZYROWSKI	Griffin Core	4	Turn 7	10	15:58:15.838
23	Jan PRZYROWSKI	Griffin Core	5	Turn 5	11	16:00:04.422
23	Jan PRZYROWSKI	Griffin Core	6	Turn 9	12	16:02:25.765
23	Jan PRZYROWSKI	Griffin Core	7	Turn 5	13	16:04:02.195
<b>Total Infractions:</b>						<b>6</b>
24	Kyuhu LEE	Rodin Motorsport	1	Turn 5	3	15:36:12.389
24	Kyuhu LEE	Rodin Motorsport	2	Turn 1	3	15:35:52.570
24	Kyuhu LEE	Rodin Motorsport	3	Turn 1	4	15:37:54.636
24	Kyuhu LEE	Rodin Motorsport	4	Turn 9	4	15:38:35.976
24	Kyuhu LEE	Rodin Motorsport	5	Turn 5	4	15:38:13.611
24	Kyuhu LEE	Rodin Motorsport	6	Turn 9	6	15:42:38.749
24	Kyuhu LEE	Rodin Motorsport	7	Turn 5	10	15:56:09.956
24	Kyuhu LEE	Rodin Motorsport	8	Turn 9	11	15:58:33.768
<b>Total Infractions:</b>						<b>5</b>
25	Francisco MONARCA	Monlau Motorsport	1	Turn 5	10	16:00:23.073
25	Francisco MONARCA	Monlau Motorsport	2	Turn 5	11	16:02:22.929
25	Francisco MONARCA	Monlau Motorsport	3	Turn 5	12	16:04:23.213
25	Francisco MONARCA	Monlau Motorsport	4	Turn 1	12	16:04:04.969
25	Francisco MONARCA	Monlau Motorsport	5	Turn 5	14	16:08:22.750
25	Francisco MONARCA	Monlau Motorsport	6	Turn 5	15	16:10:21.205
<b>Total Infractions:</b>						<b>5</b>
27	Alexander JACOBY	Monlau Motorsport	1	Turn 9	2	15:37:37.281
27	Alexander JACOBY	Monlau Motorsport	2	Turn 5	4	15:41:18.528
27	Alexander JACOBY	Monlau Motorsport	3	Turn 9	5	15:43:41.177
27	Alexander JACOBY	Monlau Motorsport	4	Turn 1	10	15:58:12.578
27	Alexander JACOBY	Monlau Motorsport	5	Turn 9	10	15:58:54.257
27	Alexander JACOBY	Monlau Motorsport	6	Turn 1	11	16:00:12.369
27	Alexander JACOBY	Monlau Motorsport	7	Turn 5	11	16:00:31.615
27	Alexander JACOBY	Monlau Motorsport	8	Turn 5	12	16:02:31.535
27	Alexander JACOBY	Monlau Motorsport	9	Turn 5	13	16:04:31.420
27	Alexander JACOBY	Monlau Motorsport	10	Turn 9	15	16:08:57.924
27	Alexander JACOBY	Monlau Motorsport	11	Turn 5	15	16:08:35.534
<b>Total Infractions:</b>						<b>8</b>
32	Wiktor DOBRZANSKI	Tecnicar by Amtog	1	Turn 9	2	15:35:28.087
32	Wiktor DOBRZANSKI	Tecnicar by Amtog	2	Turn 9	6	15:54:15.250
32	Wiktor DOBRZANSKI	Tecnicar by Amtog	3	Turn 1	7	15:55:38.379
32	Wiktor DOBRZANSKI	Tecnicar by Amtog	4	Turn 9	9	16:00:19.380
32	Wiktor DOBRZANSKI	Tecnicar by Amtog	5	Turn 5	9	15:59:57.215
32	Wiktor DOBRZANSKI	Tecnicar by Amtog	6	Turn 9	12	16:06:18.495
32	Wiktor DOBRZANSKI	Tecnicar by Amtog	7	Turn 5	14	16:09:57.015
<b>Total Infractions:</b>						<b>6</b>
33	Christopher EL FEGHALI	Drivex	1	Turn 5	2	15:33:57.256
33	Christopher EL FEGHALI	Drivex	2	Turn 9	4	15:39:25.558
33	Christopher EL FEGHALI	Drivex	3	Turn 9	8	15:55:15.308
33	Christopher EL FEGHALI	Drivex	4	Turn 5	9	15:56:52.331
33	Christopher EL FEGHALI	Drivex	5	Turn 9	11	16:01:15.429
33	Christopher EL FEGHALI	Drivex	6	Turn 9	12	16:03:14.582
33	Christopher EL FEGHALI	Drivex	7	Turn 1	12	16:02:33.446
33	Christopher EL FEGHALI	Drivex	8	Turn 5	12	16:02:52.722
<b>Total Infractions:</b>						<b>6</b>





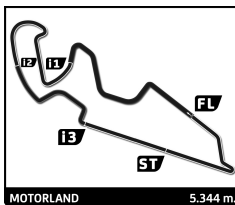
# F4Spain

## ROUND 1 - MOTORLAND

### PREVIOUS TEST 2

### Track Limits Analysis

No	Driver	Team	T.L. Nr	Camera	Lap	Time
39	Santino PANETTA	TC Racing	1	Turn 9	3	15:39:25.558
39	Santino PANETTA	TC Racing	2	Turn 9	4	15:41:26.778
39	Santino PANETTA	TC Racing	3	Turn 9	9	15:57:55.832
39	Santino PANETTA	TC Racing	4	Turn 5	9	15:57:34.005
39	Santino PANETTA	TC Racing	5	Turn 9	12	16:03:56.655
39	Santino PANETTA	TC Racing	6	Turn 5	13	16:05:33.749
39	Santino PANETTA	TC Racing	7	Turn 5	14	16:07:32.734
39	Santino PANETTA	TC Racing	8	Turn 9	15	16:09:54.581
<b>Total Infractions:</b>						<b>7</b>
41	Stepan SUSLOV	DXR	1	Turn 9	3	15:38:11.815
41	Stepan SUSLOV	DXR	2	Turn 9	5	15:51:06.284
41	Stepan SUSLOV	DXR	3	Turn 9	7	15:55:18.511
41	Stepan SUSLOV	DXR	4	Turn 5	7	15:54:57.017
41	Stepan SUSLOV	DXR	5	Turn 9	10	16:01:20.501
41	Stepan SUSLOV	DXR	6	Turn 5	10	16:00:58.744
41	Stepan SUSLOV	DXR	7	Turn 5	12	16:05:01.684
41	Stepan SUSLOV	DXR	8	Turn 9	12	16:05:23.642
41	Stepan SUSLOV	DXR	9	Turn 5	13	16:07:02.938
41	Stepan SUSLOV	DXR	10	Turn 9	14	16:09:25.390
<b>Total Infractions:</b>						<b>7</b>
46	Nathan TYE	Rodin Motorsport	1	Turn 9	6	15:41:35.286
<b>Total Infractions:</b>						<b>1</b>
48	Gino TRAPPA	Drivex	1	Turn 9	3	15:38:03.173
48	Gino TRAPPA	Drivex	2	Turn 1	7	15:54:34.776
48	Gino TRAPPA	Drivex	3	Turn 9	11	16:03:13.446
48	Gino TRAPPA	Drivex	4	Turn 1	13	16:06:33.104
48	Gino TRAPPA	Drivex	5	Turn 9	14	16:09:13.706
<b>Total Infractions:</b>						<b>5</b>
55	Emma FELBERMAYR	Rodin Motorsport	1	Turn 9	5	15:39:48.948
55	Emma FELBERMAYR	Rodin Motorsport	2	Turn 9	6	15:41:49.037
55	Emma FELBERMAYR	Rodin Motorsport	3	Turn 5	6	15:41:26.602
55	Emma FELBERMAYR	Rodin Motorsport	4	Turn 9	7	15:43:49.018
55	Emma FELBERMAYR	Rodin Motorsport	5	Turn 5	7	15:43:26.522
<b>Total Infractions:</b>						<b>3</b>
57	Artem SEVERIUKHIN	DXR	1	Turn 9	3	15:38:37.712
57	Artem SEVERIUKHIN	DXR	2	Turn 9	4	15:40:40.501
57	Artem SEVERIUKHIN	DXR	3	Turn 7	5	15:42:29.965
57	Artem SEVERIUKHIN	DXR	4	Turn 7	6	15:44:35.083
57	Artem SEVERIUKHIN	DXR	5	Turn 9	6	15:44:47.643
57	Artem SEVERIUKHIN	DXR	6	Turn 9	8	15:56:25.848
57	Artem SEVERIUKHIN	DXR	7	Turn 5	8	15:56:01.814
57	Artem SEVERIUKHIN	DXR	8	Turn 9	9	15:58:28.297
<b>Total Infractions:</b>						<b>6</b>
70	Aleksandar BOGUNOVIC	GRS Team	1	Turn 9	1	15:31:51.241
70	Aleksandar BOGUNOVIC	GRS Team	2	Turn 9	3	15:38:35.976
70	Aleksandar BOGUNOVIC	GRS Team	3	Turn 9	5	15:42:37.681
70	Aleksandar BOGUNOVIC	GRS Team	4	Turn 5	9	15:50:17.329
70	Aleksandar BOGUNOVIC	GRS Team	5	Turn 5	11	15:54:18.345
70	Aleksandar BOGUNOVIC	GRS Team	6	Turn 1	13	15:57:59.507
70	Aleksandar BOGUNOVIC	GRS Team	7	Turn 9	14	16:00:41.162
70	Aleksandar BOGUNOVIC	GRS Team	8	Turn 5	14	16:00:19.338
70	Aleksandar BOGUNOVIC	GRS Team	9	Turn 1	15	16:01:59.975
70	Aleksandar BOGUNOVIC	GRS Team	10	Turn 5	15	16:02:18.922
70	Aleksandar BOGUNOVIC	GRS Team	11	Turn 9	17	16:09:54.581
<b>Total Infractions:</b>						<b>9</b>
71	Daniel DALLAKYAN	GRS Team	1	Turn 9	4	15:40:56.814
71	Daniel DALLAKYAN	GRS Team	2	Turn 7	6	15:44:47.829
71	Daniel DALLAKYAN	GRS Team	3	Turn 9	6	15:44:59.755
71	Daniel DALLAKYAN	GRS Team	4	Turn 9	8	15:53:31.641



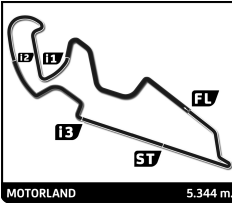
# F4Spain

## ROUND 1 - MOTORLAND

### PREVIOUS TEST 2

### Track Limits Analysis

No	Driver	Team	T.L. Nr	Camera	Lap	Time
71	Daniel DALLAKYAN	GRS Team	5	Turn 5	9	15:55:11.532
71	Daniel DALLAKYAN	GRS Team	6	Turn 7	10	15:57:23.218
71	Daniel DALLAKYAN	GRS Team	7	Turn 9	10	15:57:35.246
71	Daniel DALLAKYAN	GRS Team	8	Turn 9	11	15:59:36.030
71	Daniel DALLAKYAN	GRS Team	9	Turn 9	12	16:01:36.584
71	Daniel DALLAKYAN	GRS Team	10	Turn 7	13	16:03:30.314
71	Daniel DALLAKYAN	GRS Team	11	Turn 9	13	16:03:41.844
71	Daniel DALLAKYAN	GRS Team	12	Turn 9	15	16:07:42.912
<b>Total Infractions:</b>						<b>9</b>
77	Andrej PETROVIC	T-Code by Amtog	1	Turn 9	1	15:31:41.097
77	Andrej PETROVIC	T-Code by Amtog	2	Turn 9	2	15:35:01.162
77	Andrej PETROVIC	T-Code by Amtog	3	Turn 9	3	15:37:58.369
77	Andrej PETROVIC	T-Code by Amtog	4	Turn 5	3	15:37:36.205
77	Andrej PETROVIC	T-Code by Amtog	5	Turn 9	5	15:51:56.301
77	Andrej PETROVIC	T-Code by Amtog	6	Turn 5	6	15:53:46.614
77	Andrej PETROVIC	T-Code by Amtog	7	Turn 9	6	15:54:08.379
77	Andrej PETROVIC	T-Code by Amtog	8	Turn 9	7	15:56:16.167
77	Andrej PETROVIC	T-Code by Amtog	9	Turn 9	10	16:02:12.719
77	Andrej PETROVIC	T-Code by Amtog	10	Turn 9	13	16:08:10.980
<b>Total Infractions:</b>						<b>8</b>
78	Alfio SPINA	TC Racing	1	Turn 5	4	15:37:31.799
78	Alfio SPINA	TC Racing	2	Turn 5	6	15:41:31.809
78	Alfio SPINA	TC Racing	3	Turn 5	7	15:43:30.725
78	Alfio SPINA	TC Racing	4	Turn 5	8	15:45:30.611
78	Alfio SPINA	TC Racing	5	Turn 5	10	15:55:26.681
<b>Total Infractions:</b>						<b>5</b>
80	Alex POWELL	Saintéloc Racing	1	Turn 5	3	15:35:22.871
80	Alex POWELL	Saintéloc Racing	2	Turn 9	4	15:37:46.959
80	Alex POWELL	Saintéloc Racing	3	Turn 5	5	15:39:25.149
80	Alex POWELL	Saintéloc Racing	4	Turn 9	7	15:43:47.884
80	Alex POWELL	Saintéloc Racing	5	Turn 7	8	15:45:36.143
80	Alex POWELL	Saintéloc Racing	6	Turn 5	8	15:45:26.141
80	Alex POWELL	Saintéloc Racing	7	Turn 1	9	15:47:06.636
80	Alex POWELL	Saintéloc Racing	8	Turn 5	9	15:47:25.926
80	Alex POWELL	Saintéloc Racing	9	Turn 9	9	15:47:47.893
80	Alex POWELL	Saintéloc Racing	10	Turn 9	13	15:59:01.563
80	Alex POWELL	Saintéloc Racing	11	Turn 9	14	16:01:01.916
80	Alex POWELL	Saintéloc Racing	12	Turn 9	15	16:03:01.693
80	Alex POWELL	Saintéloc Racing	13	Turn 5	15	16:02:39.409
80	Alex POWELL	Saintéloc Racing	14	Turn 9	17	16:07:01.374
<b>Total Infractions:</b>						<b>10</b>
88	Santiago BAZTARRICA	TC Racing	1	Turn 5	2	15:33:31.994
88	Santiago BAZTARRICA	TC Racing	2	Turn 1	3	15:35:14.104
88	Santiago BAZTARRICA	TC Racing	3	Turn 9	6	15:41:59.243
88	Santiago BAZTARRICA	TC Racing	4	Turn 9	7	15:43:58.897
88	Santiago BAZTARRICA	TC Racing	5	Turn 9	9	15:54:54.853
88	Santiago BAZTARRICA	TC Racing	6	Turn 1	11	15:58:13.971
88	Santiago BAZTARRICA	TC Racing	7	Turn 7	11	15:58:43.564
88	Santiago BAZTARRICA	TC Racing	8	Turn 5	12	16:00:34.552
88	Santiago BAZTARRICA	TC Racing	9	Turn 7	13	16:02:44.236
88	Santiago BAZTARRICA	TC Racing	10	Turn 5	13	16:02:34.604
88	Santiago BAZTARRICA	TC Racing	11	Turn 9	14	16:04:56.918
88	Santiago BAZTARRICA	TC Racing	12	Turn 9	15	16:06:56.500
88	Santiago BAZTARRICA	TC Racing	13	Turn 5	16	16:08:34.668
88	Santiago BAZTARRICA	TC Racing	14	Turn 9	16	16:08:57.924
88	Santiago BAZTARRICA	TC Racing	15	Turn 5	17	16:10:35.420
<b>Total Infractions:</b>						<b>12</b>
91	Lorenzo CAMPOS	Monlau Motorsport	1	Turn 9	3	15:40:40.501
91	Lorenzo CAMPOS	Monlau Motorsport	2	Turn 9	4	15:43:26.231
91	Lorenzo CAMPOS	Monlau Motorsport	3	Turn 9	6	15:55:21.114
91	Lorenzo CAMPOS	Monlau Motorsport	4	Turn 1	7	15:56:41.109
91	Lorenzo CAMPOS	Monlau Motorsport	5	Turn 5	7	15:57:00.540



# F4Spain


## ROUND 1 - MOTORLAND

### PREVIOUS TEST 2

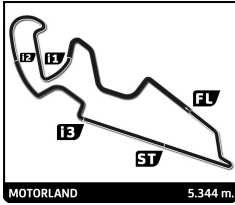
### Track Limits Analysis

No	Driver	Team	T.L. Nr	Camera	Lap	Time
						<b>Total Infractions:</b> <input type="text" value="4"/>
99	Thomas STRAUVEN	Griffin Core	1	Turn 9	2	15:34:10.110
99	Thomas STRAUVEN	Griffin Core	2	Turn 9	5	15:40:11.370
99	Thomas STRAUVEN	Griffin Core	3	Turn 1	6	15:41:28.902
						<b>Total Infractions:</b> <input type="text" value="3"/>

TOTAL TRACK LIMITS: 271



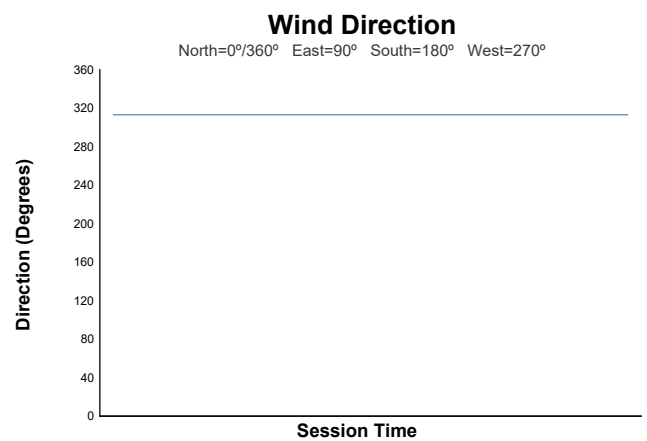
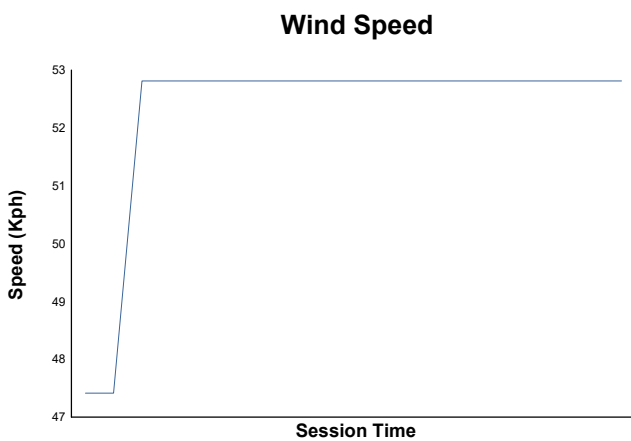
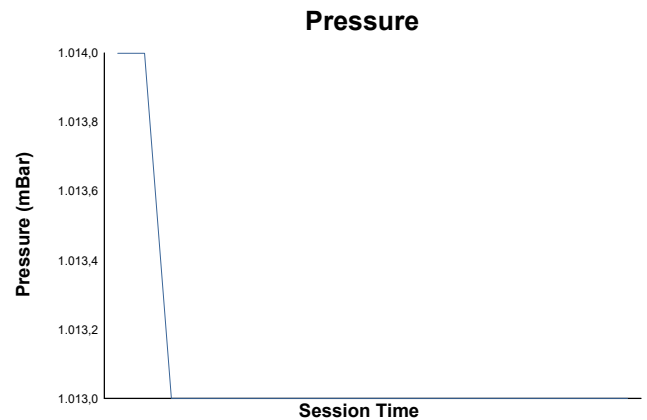
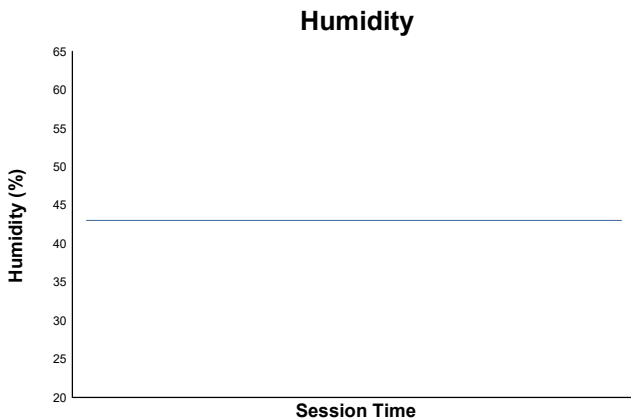
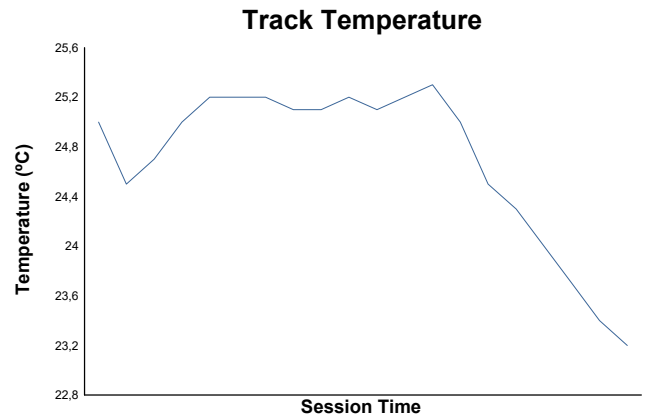
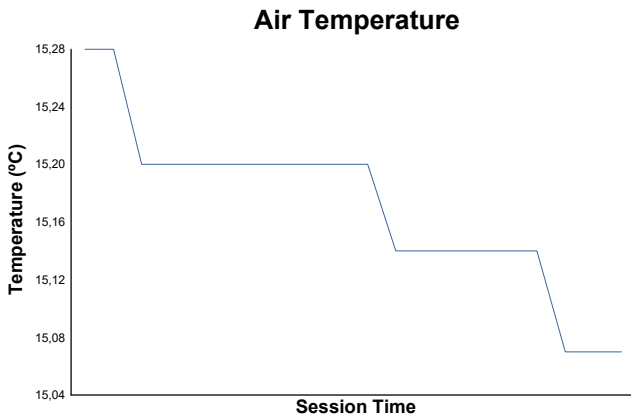
Published at: XX:XX



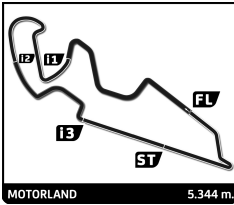
# ROUND 1 - MOTORLAND

F4Spain  
PREVIOUS TEST 2

## Weather Report



Track Status: **DRY**



# F4Spain

## ROUND 1 - MOTORLAND

### PREVIOUS TEST 2

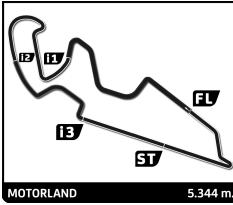
## Race Director Report

Hour	Flag	Message
15:30:01		PIT LANE OPEN
15:33:09		MARSHALING SYSTEM ON TEST
15:33:42		MARSHALING SYSTEM ON TEST
15:43:33		MARSHALING SYSTEM ON TEST - SC PROCEDURE
15:49:09		MARSHALING SYSTEM ON TEST - SC PROCEDURE
15:53:24		MARSHALING SYSTEM ON TEST - SC PROCEDURE
16:10:09		CHEQUERED FLAG

Published at:

<b>Race Director:</b> Luis GONZÁLEZ 	<b>Timekeeper:</b> Alberto ESTÉBANEZ 
---	--

28/03/2025 Page 1 / 1



## F4Spain

### ROUND 1 - MOTORLAND

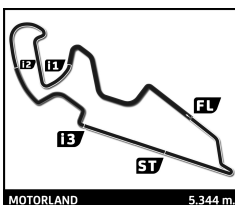
### COMBINED PREVIOUS TEST

### Classification

No	Driver	Nat	Team	Cl.	PT1	PT2	Time	Gap
1	1 Hudson SCHWARTZ	USA	KCL MP Motorsport		1:59.060	<b>1:58.229</b>	<b>1:58.229</b>	
2	4 Ean EYCKMANS	BEL	MP Motorsport	R	1:59.265	<b>1:58.372</b>	<b>1:58.372</b>	0.143 0.143
3	99 Thomas STRAUVEN	BEL	Griffin Core		<b>1:58.390</b>	1:58.721	<b>1:58.390</b>	0.161 0.018
4	10 Niklas SCHAUFLER	AUT	KCL MP Motorsport	R	<b>1:58.442</b>	1:59.020	<b>1:58.442</b>	0.213 0.052
5	9 René LAMMERS	NLD	MP Motorsport		<b>1:58.452</b>	1:58.505	<b>1:58.452</b>	0.223 0.010
6	2 Vivek KANTHAN	USA	Campos Racing	R	<b>1:58.474</b>	1:58.718	<b>1:58.474</b>	0.245 0.022
7	23 Jan PRZYROWSKI	POL	Griffin Core		<b>1:58.526</b>	1:58.736	<b>1:58.526</b>	0.297 0.052
8	77 Andrej PETROVIC	SRB	T-Code by Amtog		<b>1:58.572</b>	1:58.615	<b>1:58.572</b>	0.343 0.046
9	5 Miguel COSTA	BRA	Campos Racing	R	1:58.846	<b>1:58.633</b>	<b>1:58.633</b>	0.404 0.061
10	6 Sacha VAN'T PAD BOSCH	NLD	T-Code by Amtog	R	<b>1:58.650</b>	1:58.974	<b>1:58.650</b>	0.421 0.017
11	81 Noah MONTEIRO	PRT	Campos Racing	R	<b>1:58.730</b>	1:58.762	<b>1:58.730</b>	0.501 0.080
12	46 Nathan TYE	GBR	Rodin Motorsport		1:58.978	<b>1:58.764</b>	<b>1:58.764</b>	0.535 0.034
13	19 Matus RYBA	SVK	Griffin Core		1:58.952	<b>1:58.820</b>	<b>1:58.820</b>	0.591 0.056
14	37 Filippo FIORENTINO	BRA	Drivex		1:58.903	<b>1:58.856</b>	<b>1:58.856</b>	0.627 0.036
15	78 Alfio SPINA	ITA	TC Racing		1:59.595	<b>1:58.927</b>	<b>1:58.927</b>	0.698 0.071
16	48 Gino TRAPPA	ARG	Drivex		<b>1:58.946</b>	1:59.087	<b>1:58.946</b>	0.717 0.019
17	25 Francisco MONARCA	ARG	Monlau Motorsport	R	<b>1:59.066</b>	1:59.093	<b>1:59.066</b>	0.837 0.120
18	33 Christopher EL FEGHALI	LBN	Drivex	R	<b>1:59.122</b>	1:59.186	<b>1:59.122</b>	0.893 0.056
19	11 Reno FRANCO	NLD	KCL MP Motorsport		1:59.306	<b>1:59.140</b>	<b>1:59.140</b>	0.911 0.018
20	91 Lorenzo CAMPOS	AGO	Monlau Motorsport		1:59.661	<b>1:59.172</b>	<b>1:59.172</b>	0.943 0.032
21	17 Nacho TUÑON	ESP	Tecnicar by Amtog	R	<b>1:59.212</b>	1:59.402	<b>1:59.212</b>	0.983 0.040
22	39 Santino PANETTA	ARG	TC Racing	R	1:59.566	<b>1:59.351</b>	<b>1:59.351</b>	1.122 0.139
23	27 Alexander JACOBY	BRA	Monlau Motorsport		<b>1:59.514</b>	2:00.653	<b>1:59.514</b>	1.285 0.163
24	80 Alex POWELL	USA	Saintéloc Racing		1:59.650	<b>1:59.519</b>	<b>1:59.519</b>	1.290 0.005
25	22 Juan COTA	ESP	MP Motorsport		<b>1:59.545</b>		<b>1:59.545</b>	1.316 0.026
26	55 Emma FELBERMAYR	AUT	Rodin Motorsport	R	2:02.318	<b>1:59.673</b>	<b>1:59.673</b>	1.444 0.128
27	32 Wiktor DOBRZANSKI	POL	Tecnicar by Amtog		2:00.264	<b>1:59.694</b>	<b>1:59.694</b>	1.465 0.021
28	15 Edward ROBINSON	ESP	DXR		1:59.965	<b>1:59.784</b>	<b>1:59.784</b>	1.555 0.090
29	70 Aleksandar BOGUNOVIC	SVN	GRS Team	R	<b>1:59.790</b>	2:00.020	<b>1:59.790</b>	1.561 0.006
30	71 Daniel DALLAKYAN	ARM	GRS Team	R	2:00.757	<b>1:59.900</b>	<b>1:59.900</b>	1.671 0.110
31	24 Kyuho LEE	KOR	Rodin Motorsport	R	2:00.010	<b>1:59.965</b>	<b>1:59.965</b>	1.736 0.065
32	88 Santiago BAZTARRICA	ARG	TC Racing		2:00.736	<b>2:00.009</b>	<b>2:00.009</b>	1.780 0.044
33	14 Jean Paul KARRAS	GRC	Saintéloc Racing	R	2:00.104	<b>2:00.065</b>	<b>2:00.065</b>	1.836 0.056
34	41 Stepan SUSLOV	SWE	DXR	R	2:00.938	<b>2:00.313</b>	<b>2:00.313</b>	2.084 0.248
35	57 Artem SEVERIUKHIN	KGZ	DXR	R	<b>2:00.806</b>		<b>2:00.806</b>	2.577 0.493
36	8 Philippe Armand KARRAS	GRC	Saintéloc Racing	R	<b>2:02.354</b>	2:03.473	<b>2:02.354</b>	4.125 1.548

Race Director:  
Luis GONZÁLEZ

Timekeeper:  
Alberto ESTÉBANEZ



MOTORLAND 5.344 m.

# F4Spain

## ROUND 1 - MOTORLAND

### FREE PRACTICE

### Provisional Classification

No	Driver	Nat	Team	Car	Cl.	Time	Lap Total	Gap	Kph
1	9 René LAMMERS	NLD	MP Motorsport	Tatuus F4 T -421		1:58.656	11 13	- -	162.1
2	77 Andrej PETROVIC	SRB	T-Code by Amtog	Tatuus F4 T -421		1:59.067	10 12	+0.411 +0.411	161.6
3	5 Miguel COSTA	BRA	Campos Racing	Tatuus F4 T -421	R	1:59.088	10 12	+0.432 +0.021	161.5
4	2 Vivek KANTHAN	USA	Campos Racing	Tatuus F4 T -421	R	1:59.097	8 12	+0.441 +0.009	161.5
5	99 Thomas STRAUVEN	BEL	Griffin Core	Tatuus F4 T -421		1:59.127	9 12	+0.471 +0.030	161.5
6	10 Niklas SCHAUFLE	AUT	KCL MP Motorsport	Tatuus F4 T -421	R	1:59.202	9 13	+0.546 +0.075	161.4
7	6 Sacha VAN'T PAD BOSCH	NLD	T-Code by Amtog	Tatuus F4 T -421	R	1:59.274	10 12	+0.618 +0.072	161.3
8	23 Jan PRZYROWSKI	POL	Griffin Core	Tatuus F4 T -421		1:59.307	7 13	+0.651 +0.033	161.3
9	25 Francisco MONARCA	ARG	Monlau Motorsport	Tatuus F4 T -421	R	1:59.346	13 13	+0.690 +0.039	161.2
10	81 Noah MONTEIRO	PRT	Campos Racing	Tatuus F4 T -421	R	1:59.362	10 12	+0.706 +0.016	161.2
11	19 Matus RYBA	SVK	Griffin Core	Tatuus F4 T -421		1:59.399	10 14	+0.743 +0.037	161.1
12	1 Hudson SCHWARTZ	USA	KCL MP Motorsport	Tatuus F4 T -421		1:59.409	10 12	+0.753 +0.010	161.1
13	4 Ean EYCKMANS	BEL	MP Motorsport	Tatuus F4 T -421	R	1:59.447	7 10	+0.791 +0.038	161.1
14	22 Juan COTA	ESP	MP Motorsport	Tatuus F4 T -421		1:59.453	13 14	+0.797 +0.006	161.1
15	33 Christopher EL FEGHALI	LBN	Drivex	Tatuus F4 T -421	R	1:59.543	12 13	+0.887 +0.090	160.9
16	11 Reno FRANCO	NLD	KCL MP Motorsport	Tatuus F4 T -421		1:59.602	9 13	+0.946 +0.059	160.9
17	46 Nathan TYE	GBR	Rodin Motorsport	Tatuus F4 T -421		1:59.656	11 13	+1.000 +0.054	160.8
18	78 Alfio SPINA	ITA	TC Racing	Tatuus F4 T -421		1:59.865	12 13	+1.209 +0.209	160.5
19	91 Lorenzo CAMPOS	AGO	Monlau Motorsport	Tatuus F4 T -421	R	1:59.942	10 13	+1.286 +0.077	160.4
20	17 Nacho TUÑON	ESP	Tecnicar by Amtog	Tatuus F4 T -421	R	2:00.064	10 11	+1.408 +0.122	160.2
21	39 Santino PANETTA	ARG	TC Racing	Tatuus F4 T -421	R	2:00.079	15 15	+1.423 +0.015	160.2
22	48 Gino TRAPPA	ARG	Drivex	Tatuus F4 T -421		2:00.109	10 14	+1.453 +0.030	160.2
23	27 Alexander JACOBY	BRA	Monlau Motorsport	Tatuus F4 T -421		2:00.109	13 13	+1.453 +0.000	160.2
24	32 Wiktor DOBRZANSKI	POL	Tecnicar by Amtog	Tatuus F4 T -421		2:00.253	10 12	+1.597 +0.144	160.0
25	80 Alex POWELL	USA	Saintéloc Racing	Tatuus F4 T -421		2:00.303	13 13	+1.647 +0.050	159.9
26	70 Aleksandar BOGUNOVIC	SVN	GRS Team	Tatuus F4 T -421	R	2:00.318	12 13	+1.662 +0.015	159.9
27	71 Daniel DALLAKYAN	ARM	GRS Team	Tatuus F4 T -421	R	2:00.334	15 15	+1.678 +0.016	159.9
28	88 Santiago BAZTARRICA	ARG	TC Racing	Tatuus F4 T -421		2:00.442	10 11	+1.786 +0.108	159.7
29	55 Emma FELBERMAYR	AUT	Rodin Motorsport	Tatuus F4 T -421	R	2:00.444	12 12	+1.788 +0.002	159.7
30	24 Kyuho LEE	KOR	Rodin Motorsport	Tatuus F4 T -421	R	2:00.584	13 13	+1.928 +0.140	159.5
31	41 Stepan SUSLOV	SWE	DXR	Tatuus F4 T -421	R	2:00.833	12 14	+2.177 +0.249	159.2
32	14 Jean Paul KARRAS	GRC	Saintéloc Racing	Tatuus F4 T -421	R	2:00.946	9 13	+2.290 +0.113	159.1
33	37 Filippo FIORENTINO	BRA	Drivex	Tatuus F4 T -421		2:01.108	14 14	+2.452 +0.162	158.9
34	15 Edward ROBINSON	ESP	DXR	Tatuus F4 T -421		2:01.660	7 8	+3.004 +0.552	158.1
35	8 Philippe Armand KARRAS	GRC	Saintéloc Racing	Tatuus F4 T -421	R	2:01.807	12 14	+3.151 +0.147	157.9
36	57 Artem SEVERIUKHIN	KGZ	DXR	Tatuus F4 T -421	R	2:07.218	6 6	+8.562 +5.411	151.2

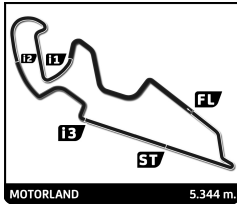
Fastest Lap: Lap 11 René LAMMERS 1:58.656 162.1 Kph

Published at: XX:XX:0

Track Status: **DRY**

Race Director:  
Luis GONZÁLEZ

Timekeeper:  
Alberto ESTÉBANEZ



## F4Spain ROUND 1 - MOTORLAND FREE PRACTICE

### Provisional Classification by Class

No	Driver	Nat	Team	Car	Time	Lap Total	Gap	Kph
<b>R</b>								
1	5 Miguel COSTA	BRA	Campos Racing	Tatuus F4 T -421	1:59.088	10 12		161.5
2	2 Vivek KANTHAN	USA	Campos Racing	Tatuus F4 T -421	1:59.097	8 12	+0.009 +0.009	161.5
3	10 Niklas SCHAUFLE	AUT	KCL MP Motorsport	Tatuus F4 T -421	1:59.202	9 13	+0.114 +0.105	161.4
4	6 Sacha VAN'T PAD BOSCH	NLD	T-Code by Amtog	Tatuus F4 T -421	1:59.274	10 12	+0.186 +0.072	161.3
5	25 Francisco MONARCA	ARG	Monlau Motorsport	Tatuus F4 T -421	1:59.346	13 13	+0.258 +0.072	161.2
6	81 Noah MONTEIRO	PRT	Campos Racing	Tatuus F4 T -421	1:59.362	10 12	+0.274 +0.016	161.2
7	4 Ean EYCKMANS	BEL	MP Motorsport	Tatuus F4 T -421	1:59.447	7 10	+0.359 +0.085	161.1
8	33 Christopher EL FEGHALI	LBN	Drivex	Tatuus F4 T -421	1:59.543	12 13	+0.455 +0.096	160.9
9	91 Lorenzo CAMPOS	AGO	Monlau Motorsport	Tatuus F4 T -421	1:59.942	10 13	+0.854 +0.399	160.4
10	17 Nacho TUÑON	ESP	Tecnicar by Amtog	Tatuus F4 T -421	2:00.064	10 11	+0.976 +0.122	160.2
11	39 Santino PANETTA	ARG	TC Racing	Tatuus F4 T -421	2:00.079	15 15	+0.991 +0.015	160.2
12	70 Aleksandar BOGUNOVIC	SVN	GRS Team	Tatuus F4 T -421	2:00.318	12 13	+1.230 +0.239	159.9
13	71 Daniel DALLAKYAN	ARM	GRS Team	Tatuus F4 T -421	2:00.334	15 15	+1.246 +0.016	159.9
14	55 Emma FELBERMAYR	AUT	Rodin Motorsport	Tatuus F4 T -421	2:00.444	12 12	+1.356 +0.110	159.7
15	24 Kyuho LEE	KOR	Rodin Motorsport	Tatuus F4 T -421	2:00.584	13 13	+1.496 +0.140	159.5
16	41 Stepan SUSLOV	SWE	DXR	Tatuus F4 T -421	2:00.833	12 14	+1.745 +0.249	159.2
17	14 Jean Paul KARRAS	GRC	Saintéloc Racing	Tatuus F4 T -421	2:00.946	9 13	+1.858 +0.113	159.1
18	8 Philippe Armand KARRAS	GRC	Saintéloc Racing	Tatuus F4 T -421	2:01.807	12 14	+2.719 +0.861	157.9
19	57 Artem SEVERIUKHIN	KGZ	DXR	Tatuus F4 T -421	2:07.218	6 6	+8.130 +5.411	151.2

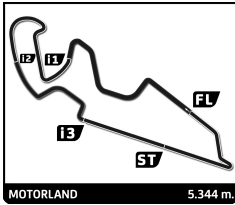
Published at: XX:XX:0

Track Status: **DRY**

**Race Director:**  
Luis GONZÁLEZ

**Timekeeper:**  
Alberto ESTÉBANEZ

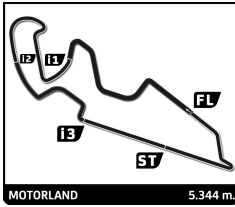




## F4Spain ROUND 1 - MOTORLAND FREE PRACTICE

### Best Top Speed

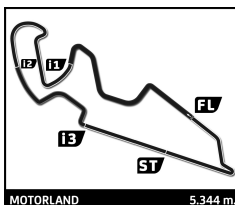
No Driver	Team	Class	Top 1		Top 2		Top 3		Top 4		Top 5		
			Kph	Lap	Kph	Lap	Kph	Lap	Kph	Lap	Kph	Lap	Avg
5 Miguel COSTA	Campos Racing	R	241.1	7	236.3	8	235.8	11	235.3	9	234.8	6	236,7
77 Andrej PETROVIC	T-Code by Amtog		239.5	8	236.8	6	234.8	5	234.3	9	233.3	12	235,7
9 René LAMMERS	MP Motorsport		238.4	9	238.4	8	237.4	11	236.3	10	236.3	5	237,4
81 Noah MONTEIRO	Campos Racing	R	238.4	8	237.9	11	236.8	6	236.3	10	236.3	7	237,1
2 Vivek KANTHAN	Campos Racing	R	237.9	5	236.8	12	236.8	11	234.8	10	234.8	7	236,2
46 Nathan TYE	Rodin Motorsport		237.9	12	237.4	9	235.8	13	235.8	10	235.8	8	236,5
22 Juan COTA	MP Motorsport		237.4	10	236.8	8	235.8	9	234.8	3	234.3	5	235,8
91 Lorenzo CAMPOS	Monlau Motorsport	R	237.4	11	236.3	12	235.8	9	234.8	10	234.3	13	235,7
6 Sacha VAN'T PAD BOSCH	T-Code by Amtog	R	236.8	12	236.8	8	234.8	6	234.3	10	234.3	9	235,4
17 Nacho TUÑÓN	Tecnicar by Amtog	R	236.8	10	236.3	9	235.3	11	234.8	7	234.8	5	235,6
25 Francisco MONARCA	Monlau Motorsport	R	236.8	9	236.3	11	235.8	13	235.8	12	235.8	10	236,1
39 Santino PANETTA	TC Racing	R	236.8	12	235.8	14	234.8	7	234.3	13	233.8	15	235,1
71 Daniel DALLAKYAN	GRS Team	R	236.8	15	234.3	12	232.3	14	232.3	11	231.3	10	233,4
99 Thomas STRAUVEN	Griffin Core		236.8	7	236.3	9	236.3	5	235.8	10	235.8	4	236,2
1 Hudson SCHWARTZ	KCL MP Motorsport		236.3	5	235.3	9	234.8	12	234.8	8	234.8	7	235,2
4 Ean EYCKMANS	MP Motorsport	R	236.3	10	236.3	6	235.3	9	234.8	8	234.8	7	235,5
19 Matus RYBA	Griffin Core		236.3	14	235.8	7	235.8	3	235.3	10	235.3	9	235,7
23 Jan PRZYROWSKI	Griffin Core		236.3	12	235.8	5	235.3	11	235.3	9	234.8	13	235,5
32 Wiktor DOBRZANSKI	Tecnicar by Amtog		236.3	12	235.3	10	234.3	7	233.8	9	232.3	11	234,4
10 Niklas SCHAUFLER	KCL MP Motorsport	R	235.8	8	235.3	13	234.8	11	234.8	9	234.8	4	235,1
15 Edward ROBINSON	DXR		235.8	4	233.3	3	233.3	5	232.3	6	232.3	8	233,4
48 Gino TRAPPA	Drivex		235.8	14	235.8	13	235.3	12	235.3	9	234.3	8	235,3
80 Alex POWELL	Saintéloc Racing		235.8	11	233.8	9	233.3	8	232.8	13	232.8	10	233,7
11 Reno FRANCOT	KCL MP Motorsport		235.3	12	234.8	3	234.3	13	234.3	8	233.8	10	234,5
33 Christopher EL FEGHALI	Drivex	R	235.3	13	234.8	12	234.3	9	233.3	6	233.3	4	234,2
24 Kyuho LEE	Rodin Motorsport	R	234.8	13	233.8	11	233.3	12	233.3	8	232.8	9	233,6
27 Alexander JACOBY	Monlau Motorsport		234.3	12	234.3	11	233.8	10	233.3	13	233.3	9	233,8
41 Stepan SUSLOV	DXR	R	234.3	11	233.8	8	232.8	14	232.8	13	232.8	6	233,3
78 Alfio SPINA	TC Racing		234.3	12	234.3	5	233.8	10	233.3	13	232.8	8	233,7
88 Santiago BAZTARRICA	TC Racing		234.3	11	234.3	5	233.8	9	233.3	10	232.8	8	233,7
14 Jean Paul KARRAS	Saintéloc Racing	R	233.8	8	233.3	5	232.8	12	232.8	9	232.3	13	233,0
37 Filippo FIORENTINO	Drivex		233.8	9	232.8	7	232.3	14	231.3	11	230.8	13	232,2
55 Emma FELBERMAYR	Rodin Motorsport	R	233.8	11	233.3	12	233.3	8	232.8	10	232.8	9	233,2
70 Aleksandar BOGUNOVIC	GRS Team	R	233.8	9	233.3	8	233.3	7	232.8	12	232.8	11	233,2
8 Philippe Armand KARRAS	Saintéloc Racing	R	232.8	10	231.8	6	231.3	14	230.8	13	230.8	12	231,5
57 Artem SEVERIUKHIN	DXR	R	229.3	2	228.3	6	227.4	3	226.9	4	218.2	5	226,0



## F4Spain ROUND 1 - MOTORLAND FREE PRACTICE

### Best Sector Times

Sector 1			Sector 2			Sector 3			Sector 4			Pos	No	Ideal Lap	Best Lap
Pos	No Driver	Time	No Driver	Time	No Driver	Time	No Driver	Time	Pos	No					
1	23 J.PRZYROWSKI	30.503	99 T.STRAUVEN	30.834	23 J.PRZYROWSKI	19.756	9 R.LAMMERS	37.214	1	9	1:58.484	1:58.656 (1)			
2	9 R.LAMMERS	30.572	6 S.VANT PAD BOSCH	30.916	9 R.LAMMERS	19.776	81 N.MONTEIRO	37.247	2	23	1:58.539	1:59.307 (8)			
3	99 T.STRAUVEN	30.637	9 R.LAMMERS	30.922	22 J.COTA	19.808	23 J.PRZYROWSKI	37.260	3	99	1:58.714	1:59.127 (5)			
4	2 V.KANTHAN	30.648	2 V.KANTHAN	30.941	4 E.EYCKMANS	19.871	5 M.COSTA	37.283	4	2	1:58.784	1:59.097 (4)			
5	77 A.PETROVIC	30.690	81 N.MONTEIRO	30.957	2 V.KANTHAN	19.874	99 T.STRAUVEN	37.320	5	77	1:58.963	1:59.067 (2)			
6	6 S.VANT PAD BOSCH	30.724	10 N.SCHAUFLE	30.961	77 A.PETROVIC	19.883	2 V.KANTHAN	37.321	6	6	1:58.984	1:59.274 (7)			
7	1 H.SCHWARTZ	30.741	77 A.PETROVIC	31.007	10 N.SCHAUFLE	19.888	25 F.MONARCA	37.376	7	10	1:58.990	1:59.202 (6)			
8	10 N.SCHAUFLE	30.742	4 E.EYCKMANS	31.014	33 C.EL FEGHALI	19.891	77 A.PETROVIC	37.383	8	5	1:59.000	1:59.088 (3)			
9	5 M.COSTA	30.747	23 J.PRZYROWSKI	31.020	25 F.MONARCA	19.897	46 N.TYE	37.384	9	81	1:59.025	1:59.362 (10)			
10	46 N.TYE	30.797	1 H.SCHWARTZ	31.038	1 H.SCHWARTZ	19.910	19 M.RYBA	37.393	10	1	1:59.155	1:59.409 (12)			
11	25 F.MONARCA	30.812	5 M.COSTA	31.041	19 M.RYBA	19.919	10 N.SCHAUFLE	37.399	11	22	1:59.212	1:59.453 (14)			
12	81 N.MONTEIRO	30.825	22 J.COTA	31.041	99 T.STRAUVEN	19.923	6 S.VANT PAD BOSCH	37.412	12	25	1:59.224	1:59.346 (9)			
13	48 G.TRAPPA	30.858	11 R.FRANCOT	31.045	46 N.TYE	19.923	91 L.CAMPOS	37.449	13	46	1:59.228	1:59.656 (17)			
14	4 E.EYCKMANS	30.858	19 M.RYBA	31.078	5 M.COSTA	19.929	78 A.SPINA	37.455	14	4	1:59.238	1:59.447 (13)			
15	19 M.RYBA	30.860	33 C.EL FEGHALI	31.107	6 S.VANT PAD BOSCH	19.932	1 H.SCHWARTZ	37.466	15	19	1:59.250	1:59.399 (11)			
16	22 J.COTA	30.881	46 N.TYE	31.124	39 S.PANETTA	19.970	22 J.COTA	37.482	16	33	1:59.499	1:59.543 (15)			
17	17 N.TUÑON	30.905	27 A.JACOBY	31.130	81 N.MONTEIRO	19.996	48 G.TRAPPA	37.483	17	11	1:59.542	1:59.602 (16)			
18	78 A.SPINA	30.906	25 F.MONARCA	31.139	48 G.TRAPPA	20.001	27 A.JACOBY	37.488	18	48	1:59.646	2:00.109 (23)			
19	91 L.CAMPOS	30.908	32 W.DOBZANSKI	31.152	11 R.FRANCOT	20.047	4 E.EYCKMANS	37.495	19	91	1:59.707	1:59.942 (19)			
20	11 R.FRANCOT	30.949	55 E.FELBERMAYR	31.179	14 J.KARRAS	20.070	11 R.FRANCOT	37.501	20	78	1:59.787	1:59.865 (18)			
21	33 C.EL FEGHALI	30.961	91 L.CAMPOS	31.198	80 A.POWELL	20.093	39 S.PANETTA	37.529	21	27	1:59.798	2:00.109 (22)			
22	88 S.BAZTARRICA	30.968	78 A.SPINA	31.287	27 A.JACOBY	20.105	33 C.EL FEGHALI	37.540	22	39	1:59.832	2:00.079 (21)			
23	32 W.DOBZANSKI	30.971	40 A.BOGUNOVIC	31.291	32 W.DOBZANSKI	20.112	17 N.TUÑON	37.555	23	17	1:59.926	2:00.064 (20)			
24	39 S.PANETTA	31.004	48 G.TRAPPA	31.304	41 S.SUSLOV	20.123	71 D.DALLAKYAN	37.575	24	32	2:00.070	2:00.253 (24)			
25	80 A.POWELL	31.025	17 N.TUÑON	31.308	70 A.BOGUNOVIC	20.124	70 A.BOGUNOVIC	37.666	25	70	2:00.186	2:00.318 (26)			
26	41 S.SUSLOV	31.036	39 S.PANETTA	31.329	78 A.SPINA	20.139	55 E.FELBERMAYR	37.676	26	80	2:00.235	2:00.303 (25)			
27	71 D.DALLAKYAN	31.052	24 K.LEE	31.339	91 L.CAMPOS	20.152	37 F.FIORENTINO	37.710	27	41	2:00.256	2:00.833 (31)			
28	27 A.JACOBY	31.075	88 S.BAZTARRICA	31.340	8 P.KARRAS	20.152	14 J.KARRAS	37.713	28	71	2:00.328	2:00.334 (27)			
29	70 A.BOGUNOVIC	31.105	41 S.SUSLOV	31.355	17 N.TUÑON	20.158	80 A.POWELL	37.742	29	88	2:00.386	2:00.442 (28)			
30	24 K.LEE	31.211	14 J.KARRAS	31.358	88 S.BAZTARRICA	20.196	41 S.SUSLOV	37.742	30	14	2:00.404	2:00.946 (32)			
31	14 J.KARRAS	31.263	80 A.POWELL	31.375	71 D.DALLAKYAN	20.208	24 K.LEE	37.777	31	55	2:00.439	2:00.444 (29)			
32	15 E.ROBINSON	31.370	71 D.DALLAKYAN	31.493	55 E.FELBERMAYR	20.210	32 W.DOBZANSKI	37.835	32	24	2:00.584	2:00.584 (30)			
33	55 E.FELBERMAYR	31.374	37 F.FIORENTINO	31.559	37 F.FIORENTINO	20.237	88 S.BAZTARRICA	37.882	33	37	2:00.896	2:01.108 (33)			
34	37 F.FIORENTINO	31.390	15 E.ROBINSON	31.626	24 K.LEE	20.257	15 E.ROBINSON	37.931	34	15	2:01.219	2:01.660 (34)			
35	8 P.KARRAS	31.643	8 P.KARRAS	31.900	15 E.ROBINSON	20.292	8 P.KARRAS	37.933	35	8	2:01.628	2:01.807 (35)			
36	57 A.SEVERIUKHIN	32.166	57 A.SEVERIUKHIN	32.618	57 A.SEVERIUKHIN	21.031	57 A.SEVERIUKHIN	38.502	36	57	2:04.317	2:07.218 (36)			



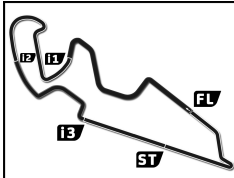
# F4Spain

## ROUND 1 - MOTORLAND

### FREE PRACTICE

### Fastest Lap Sequence

Elapsed	No	Driver	Team	Car	Class	Time	Kph	Lap
4:37.958	39	Santino PANETTA	TC Racing	Tatuus F4 T -421	R	2:07.763	150.6	2
6:43.418	39	Santino PANETTA	TC Racing	Tatuus F4 T -421	R	2:05.460	153.3	3
7:51.737	81	Noah MONTEIRO	Campos Racing	Tatuus F4 T -421	R	2:03.573	155.7	3
9:02.127	22	Juan COTA	MP Motorsport	Tatuus F4 T -421		2:03.273	156.1	3
9:02.472	1	Hudson SCHWARTZ	KCL MP Motorsport	Tatuus F4 T -421		2:02.358	157.2	3
9:36.490	23	Jan PRZYROWSKI	Griffin Core	Tatuus F4 T -421		2:02.345	157.2	3
9:38.829	99	Thomas STRAUVEN	Griffin Core	Tatuus F4 T -421		2:01.327	158.6	3
11:37.238	23	Jan PRZYROWSKI	Griffin Core	Tatuus F4 T -421		2:00.748	159.3	4
11:39.454	99	Thomas STRAUVEN	Griffin Core	Tatuus F4 T -421		2:00.625	159.5	4
13:39.973	99	Thomas STRAUVEN	Griffin Core	Tatuus F4 T -421		2:00.519	159.6	5
13:57.744	81	Noah MONTEIRO	Campos Racing	Tatuus F4 T -421	R	1:59.776	160.6	6
15:39.506	99	Thomas STRAUVEN	Griffin Core	Tatuus F4 T -421		1:59.533	160.9	6
17:37.192	23	Jan PRZYROWSKI	Griffin Core	Tatuus F4 T -421		1:59.307	161.3	7
17:38.768	99	Thomas STRAUVEN	Griffin Core	Tatuus F4 T -421		1:59.262	161.3	7
19:47.319	2	Vivek KANTHAN	Campos Racing	Tatuus F4 T -421	R	1:59.097	161.5	8
23:55.125	5	Miguel COSTA	Campos Racing	Tatuus F4 T -421	R	1:59.088	161.5	10
24:44.492	77	Andrej PETROVIC	T-Code by Amtog	Tatuus F4 T -421		1:59.067	161.6	10
25:05.359	9	René LAMMERS	MP Motorsport	Tatuus F4 T -421		1:58.656	162.1	11



MOTORLAND 5.344 m.

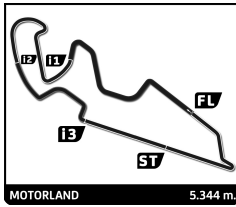
# F4Spain

## ROUND 1 - MOTORLAND

### FREE PRACTICE

### Flag Analysis

Flag	Time
	GREEN FLAG 08:30:00.000
	CHEQUERED FLAG 09:00:00.000



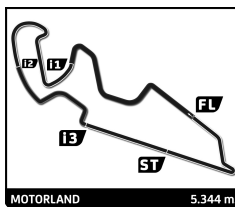
# F4Spain

## ROUND 1 - MOTORLAND

### FREE PRACTICE

### Sector Analysis

Lap							Lap						
Time	Sector 1	Sector 2	Sector 3	Sector 4	T.Spd	Time	Sector 1	Sector 2	Sector 3	Sector 4	T.Spd		
<b>1</b> Hudson SCHWARTZ USA							<b>6</b> Sacha VAN'T PAD BOSCH NLD						
KCL MP Motorsport Tatuus F4 T -421							T-Code by Amtog Tatuus F4 T -421						
1	4:50.177	3:12.247	35.847	22.847	39.236	229.3	1	6:10.113 B	4:07.397	40.074	25.056	57.586	168.2
2	2:09.937	32.874	32.632	21.077	43.354	182.4	2	2:34.898	57.731	34.154	21.797	41.216	193.5
3	2:02.358	31.962	31.984	20.629	37.783	232.3	3	2:02.085	31.659	31.719	20.393	38.314	231.8
4	2:02.883	31.592	32.185	20.944	38.162	228.3	4	2:01.791	31.628	31.810	20.481	37.872	232.8
5	2:00.796	31.258	31.484	20.289	37.765	236.3	5	2:00.437	30.982	31.324	20.136	37.995	233.8
6	2:00.458	31.084	31.476	20.176	37.722	232.8	6	2:00.037	31.000	31.212	20.185	37.640	234.8
7	2:00.029	30.862	31.253	20.318	37.596	234.8	7	1:59.520	30.802	31.058	20.028	37.632	233.3
8	1:59.650	30.939	31.100	20.145	37.466	234.8	8	1:59.453	30.837	31.084	20.060	37.472	236.8
9	2:00.025	30.991	31.114	20.353	37.567	235.3	9	1:59.696	31.012	31.094	19.932	37.658	234.3
10	1:59.409	30.769	31.052	19.910	37.678	234.3	10	1:59.274	30.741	31.129	19.992	37.412	234.3
11	1:59.434	30.741	31.038	20.121	37.534	234.3	11	1:59.368	30.724	31.187	19.990	37.467	233.3
12	2:06.128 B	31.306	31.161	19.935	43.726	234.8	12	2:07.108 B	30.799	30.916	19.933	45.460	236.8
<b>2</b> Vivek KANTHAN USA							<b>8</b> Philippe Armand KARRAS GRC						
Campos Racing Tatuus F4 T -421							Saintéloc Racing Tatuus F4 T -421						
1	5:10.642 B	3:25.172	35.648	22.655	47.167	219.1	1	2:46.094	1:01.040	38.789	24.315	41.950	211.8
2	2:30.595	56.245	33.464	21.394	39.492	218.2	2	2:10.882	35.448	33.859	22.068	39.507	226.9
3	2:02.777	31.899	32.017	20.489	38.372	233.3	3	2:06.113	32.896	32.957	21.116	39.144	226.9
4	2:02.893	31.452	31.560	20.810	39.071	234.3	4	2:05.734	32.774	32.602	21.398	38.960	227.4
5	2:00.980	31.405	31.513	20.365	37.697	237.9	5	2:04.772	32.424	32.199	20.613	39.536	230.3
6	2:00.411	31.152	31.469	20.111	37.679	232.8	6	2:02.683	31.897	31.957	20.632	38.197	231.8
7	1:59.924	31.080	31.230	20.103	37.511	234.8	7	2:03.338	31.767	32.055	20.978	38.538	229.3
8	1:59.097	30.648	31.159	19.935	37.355	234.3	8	2:02.744	32.102	31.915	20.439	38.288	230.8
9	2:00.181	31.079	31.123	20.234	37.745	233.8	9	2:02.987	31.678	31.910	20.445	38.954	226.9
10	1:59.037	30.809	30.941	19.966	37.321	234.8	10	2:02.359	31.662	32.013	20.416	38.268	232.8
11	2:05.224 B	30.739	30.999	19.874	43.612	236.8	11	2:02.142	31.746	31.939	20.216	38.241	229.8
12	3:03.143 B	1:27.231	31.312	20.110	44.490	236.8	12	2:01.807	31.772	31.900	20.202	37.933	230.8
<b>4</b> Ean EYCKMANS BEL							<b>9</b> René LAMMERS NLD						
MP Motorsport Tatuus F4 T -421							MP Motorsport Tatuus F4 T -421						
1	2:36.523 B	44.179	35.902	22.883	53.559	217.3	1	4:48.558	3:10.165	35.586	22.584	40.223	220.4
2	3:21.266 B	1:37.147	35.040	22.484	46.595	212.2	2	2:10.319	32.883	32.597	21.181	43.658	172.2
3	5:50.205	4:07.724	37.530	23.502	41.449	226.9	3	2:06.790	34.864	32.807	20.764	38.355	233.3
4	2:04.432	32.455	32.267	20.898	38.812	232.3	4	2:01.394	31.566	31.667	20.501	37.660	235.8
5	2:01.136	31.444	31.616	20.193	37.883	233.3	5	2:00.898	31.346	31.542	20.448	37.562	236.3
6	1:59.908	31.014	31.172	20.183	37.539	236.3	6	2:00.850	31.286	31.682	20.081	37.801	232.8
7	1:59.447	30.858	31.133	19.961	37.495	234.8	7	1:59.908	30.910	31.255	20.149	37.594	235.8
8	1:59.464	30.803	31.014	20.116	37.531	234.8	8	1:59.523	30.911	31.137	20.112	37.363	238.4
9	1:59.157	30.744	31.012	19.871	37.530	235.3	9	1:59.154	30.736	31.119	20.085	37.214	238.4
10	2:06.618 B	30.777	31.050	20.047	44.744	236.3	10	1:59.309	30.860	31.059	19.903	37.487	236.3
							11	1:58.656	30.572	30.922	19.935	37.227	237.4
							12	1:58.799	30.772	31.006	19.776	37.245	234.8
							13	2:07.144 B	30.685	30.905	19.888	45.666	235.8
<b>5</b> Miguel COSTA BRA							<b>10</b> Niklas SCHAUFLENER AUT						
Campos Racing Tatuus F4 T -421							KCL MP Motorsport Tatuus F4 T -421						
1	5:22.417 B	3:36.664	35.757	22.759	47.237	224.1	1	2:23.073	43.049	36.233	22.968	40.823	203.0
2	2:31.098	56.698	33.048	22.438	38.914	225.9	2	2:13.422 B	33.625	33.207	21.379	45.211	230.3
3	2:02.616	32.127	32.071	20.621	37.797	234.3	3	7:11.839	5:30.679	37.798	22.620	40.742	223.1
4	2:01.072	31.350	31.700	20.338	37.684	234.3	4	2:04.775	32.946	32.875	20.924	38.030	234.8
5	2:00.220	31.052	31.281	20.288	37.599	233.8	5	2:01.220	31.572	31.585	20.255	37.808	233.8
6	1:59.731	30.894	31.234	20.057	37.546	234.8							
7	2:00.245	30.980	31.151	20.483	37.631	241.1							
8	1:59.510	30.861	31.108	20.082	37.459	236.3							
9	1:59.128	30.822	31.094	19.929	37.283	235.3							
10	1:59.088	30.747	31.041	19.970	37.330	233.3							
11	2:07.126 B	30.980	31.216	20.061	44.869	235.8							



# F4Spain ROUND 1 - MOTORLAND FREE PRACTICE

## Sector Analysis

— Invalidated Lap    ■ Personal Best    ■ Session Best    B Crossing the pit lane

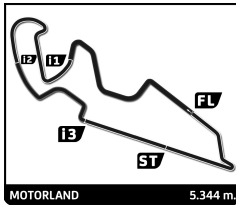
Lap	Time	Sector 1	Sector 2	Sector 3	Sector 4	T.Sp	Lap	Time	Sector 1	Sector 2	Sector 3	Sector 4	T.Sp
6	2:00.438	31.243	31.372	20.181	37.642	233.8	4	2:06.613	31.933	34.380	21.918	38.382	233.3
7	1:59.458	30.928	31.189	19.942	37.399	233.8	5	2:01.927	31.330	31.851	20.678	38.068	234.8
8	1:59.324	30.834	31.054	20.027	37.409	235.8	6	2:04.263	31.321	33.877	21.286	37.779	233.8
9	1:59.202	30.742	30.961	20.066	37.433	234.8	7	2:01.135	31.233	31.544	20.341	38.017	234.8
10	1:59.930	31.200	31.213	19.915	37.602	233.8	8	2:00.434	31.060	31.510	20.309	37.555	234.3
11	1:59.582	30.866	31.240	19.904	37.572	234.8	9	2:00.704	30.802	31.308	20.199	38.395	236.3
12	1:59.307	30.796	31.039	19.931	37.541	233.8	10	2:00.064	30.905	31.346	20.212	37.601	236.8
13	1:59.459	30.891	31.231	19.888	37.449	235.3	11	2:08.553 B	31.067	31.494	20.158	45.834	235.3

11 Reno FRANCO							19 Matus RYBA						
KCL MP Motorsport							Griffin Core						
Tatuus F4 T -421							Tatuus F4 T -421						
1	6:14.136	4:28.310	37.764	23.300	44.762	164.9	1	5:07.080 B	3:23.239	35.538	22.616	45.687	219.1
2	2:10.635	33.545	32.954	21.350	42.786	169.3	2	2:31.295	58.167	33.158	20.957	39.013	224.5
3	2:03.829	32.280	32.448	20.748	38.353	234.8	3	2:01.790	31.463	31.938	20.503	37.886	235.8
4	2:02.080	31.665	31.904	20.522	37.989	233.3	4	2:01.828	31.428	31.975	20.517	37.908	234.8
5	2:02.221	31.841	31.648	20.288	38.444	229.3	5	2:00.993	31.439	31.447	20.407	37.700	234.8
6	2:01.229	31.206	31.597	20.233	38.193	232.3	6	2:00.739	31.316	31.641	20.105	37.677	233.8
7	2:00.642	31.403	31.340	20.164	37.735	232.8	7	2:00.128	30.988	31.208	20.324	37.608	235.8
8	2:00.132	31.162	31.214	20.148	37.608	234.3	8	1:59.702	30.886	31.270	20.017	37.529	232.8
9	1:59.602	30.949	31.045	20.047	37.561	233.8	9	2:00.985	31.315	31.565	20.334	37.771	235.3
10	1:59.785	30.902	31.240	20.142	37.501	233.8	10	1:59.399	30.964	31.081	19.919	37.435	235.3
11	2:14.554	33.103	38.360	22.657	40.434	200.4	11	1:59.463	30.877	31.078	20.026	37.482	234.3
12	2:00.266	30.942	31.208	20.209	37.907	235.3	12	1:59.613	30.860	31.156	20.011	37.586	233.8
13	1:59.643	30.896	31.096	20.096	37.555	234.3	13	1:59.415	30.860	31.116	20.002	37.437	234.8
							14	1:59.512	30.878	31.156	20.085	37.393	236.3

14 Jean Paul KARRAS							22 Juan COTA						
Saintéloc Racing							MP Motorsport						
Tatuus F4 T -421							Tatuus F4 T -421						
1	3:43.192	2:02.145	37.163	22.871	41.013	208.9	1	4:49.788	3:11.632	35.580	22.532	40.044	226.9
2	2:18.099 B	33.342	33.201	23.498	48.058	181.8	2	2:09.066	32.717	32.391	21.125	42.833	173.1
3	4:25.289	2:52.375	32.866	21.454	38.594	230.3	3	2:03.273	31.942	32.161	20.850	38.320	234.8
4	2:03.613	32.014	32.338	20.702	38.559	230.3	4	2:01.568	31.632	31.760	20.478	37.698	234.3
5	2:03.441	32.679	32.022	20.490	38.250	233.3	5	2:05.121	31.328	31.432	20.397	41.964	234.3
6	2:16.565	31.891	45.238	20.651	38.785	230.3	6	2:00.693	31.096	31.547	20.093	37.957	233.8
7	2:01.882	31.488	31.779	20.508	38.107	230.8	7	2:00.333	31.081	31.287	20.059	37.906	232.3
8	2:02.405	31.489	31.799	20.229	38.888	233.8	8	1:59.713	30.897	31.142	20.163	37.511	236.8
9	2:00.946	31.424	31.540	20.269	37.713	232.8	9	1:59.938	31.064	31.239	20.057	37.578	235.8
10	2:01.025	31.594	31.358	20.326	37.747	231.8	10	1:59.740	30.959	31.083	20.061	37.637	237.4
11	2:00.993	31.263	31.723	20.070	37.937	231.3	11	2:00.074	30.881	31.148	20.261	37.784	233.3
12	2:01.925	31.611	31.469	20.399	38.446	232.8	12	1:59.481	30.964	31.194	19.841	37.482	233.3
13	2:07.131 B	31.264	31.595	20.209	44.063	232.3	13	1:59.453	30.980	31.041	19.881	37.551	233.8
							14	2:08.262 B	30.891	31.065	19.808	46.498	232.3

15 Edward ROBINSON							23 Jan PRZYROWSKI						
DXR							Griffin Core						
Tatuus F4 T -421							Tatuus F4 T -421						
1	5:15.753 B	3:30.200	36.286	22.963	46.304	221.8	1	5:04.094 B	3:18.513	34.851	22.300	48.430	218.2
2	2:30.553	56.828	33.168	21.207	39.350	211.4	2	2:30.051	56.259	33.086	21.147	39.559	220.9
3	2:03.576	32.392	32.309	20.632	38.243	233.3	3	2:02.345	31.660	32.347	20.352	37.986	233.8
4	2:02.778	31.701	32.025	20.626	38.426	235.8	4	2:00.748	31.374	31.659	20.080	37.635	234.8
5	2:01.800	31.750	31.735	20.384	37.931	233.3	5	2:00.629	31.094	31.314	20.173	38.048	235.8
6	2:01.604	31.610	31.717	20.292	37.985	232.3	6	2:00.018	30.933	31.305	19.940	37.840	232.8
7	2:01.660	31.370	31.626	20.359	38.305	231.8	7	1:59.307	30.879	31.110	19.851	37.467	234.3
8	2:07.949 B	31.328	31.454	20.890	44.277	232.3	8	1:59.400	30.872	31.085	19.919	37.524	234.3
							9	1:59.462	30.843	31.266	19.856	37.497	235.3
							10	1:58.828	30.761	30.969	19.838	37.260	234.8
							11	1:59.449	30.503	31.020	19.756	38.170	235.3
							12	2:06.511 B	30.689	31.027	19.822	44.973	236.3

17 Nacho TUÑÓN						
Tecnicar by Amtog						
Tatuus F4 T -421						
1	6:11.661 B	4:08.613	39.933	26.258	56.857	178.2
2	2:35.422	57.601	34.743	23.001	40.077	228.3
3	2:07.595	33.249	33.817	21.838	38.691	233.3



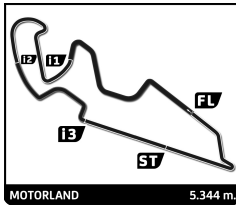
# F4Spain

## ROUND 1 - MOTORLAND

### FREE PRACTICE

### Sector Analysis

— Invalidated Lap							■ Personal Best	■ Session Best	B Crossing the pit lane					
Lap	Time	Sector 1	Sector 2	Sector 3	Sector 4	T.Sp	Lap	Time	Sector 1	Sector 2	Sector 3	Sector 4	T.Sp	
13	2:38.234 <b>B</b>	1:01.147	31.237	20.065	45.785	234.8	6	2:04.294	31.581	32.409	21.468	38.836	225.0	
<b>24</b>	<b>Kyuho LEE</b>						KOR	7	<u>2:00.717</u>	<u>31.109</u>	31.380	<b>20.112</b>	38.116	234.3
	Rodin Motorsport						Tatuus F4 T -421	8	2:00.850	31.240	31.489	20.218	37.903	232.3
1	2:38.177 <b>B</b>	45.315	36.122	22.747	53.993	206.1	9	2:00.401	31.100	31.267	20.161	37.873	233.8	
2	3:10.477 <b>B</b>	1:27.519	34.227	22.685	46.046	213.9	10	<b>2:00.253</b>	<b>30.971</b>	<b>31.152</b>	20.284	37.846	235.3	
3	2:43.287 <b>B</b>	1:05.440	32.904	21.006	43.937	230.8	11	2:00.421	31.121	31.350	20.115	<b>37.835</b>	232.3	
4	4:09.105 <b>B</b>	2:18.252	37.168	23.595	50.090	203.8	12	<u>2:07.105 <b>B</b></u>	<u>31.150</u>	<u>31.366</u>	20.284	44.305	236.3	
5	2:32.536	56.935	34.573	21.654	39.374	224.5	<b>33</b>	<b>Christopher EL FEGHALI</b>						LBN
6	2:07.302	31.982	32.489	21.418	41.413	206.9		Drivex						Tatuus F4 T -421
7	<u>2:04.104</u>	<u>31.662</u>	31.831	21.140	39.471	230.8	1	5:04.073	3:25.995	35.471	22.564	40.043	214.7	
8	<u>2:03.949</u>	<u>31.802</u>	31.891	20.400	39.856	233.3	2	2:17.279	36.563	37.988	23.269	39.459	213.9	
9	2:02.341	31.566	31.768	20.613	38.394	232.8	3	2:10.867 <b>B</b>	32.781	32.674	20.938	44.474	227.4	
10	2:05.265	31.312	31.776	20.368	41.809	225.5	4	3:45.126	2:11.536	32.857	23.012	37.721	233.3	
11	<u>2:01.482</u>	<u>31.444</u>	31.566	20.500	37.972	233.8	5	<u>2:01.368</u>	<u>31.242</u>	31.619	20.531	37.976	230.8	
12	2:01.055	31.335	31.389	20.361	37.970	233.3	6	2:01.472	31.270	31.457	20.301	38.444	233.3	
13	<b>2:00.584</b>	<b>31.211</b>	<b>31.339</b>	<b>20.257</b>	<b>37.777</b>	234.8	7	<u>2:03.920</u>	<u>31.360</u>	31.545	20.344	40.671	211.4	
<b>25</b>	<b>Francisco MONARCA</b>						ARG	8	<u>2:01.047</u>	<u>31.110</u>	31.656	20.131	38.150	222.2
	Monlau Motorsport						Tatuus F4 T -421	9	1:59.790	31.011	<b>31.107</b>	19.964	37.708	234.3
1	5:37.663	3:56.426	36.200	22.814	42.223	198.2	10	2:10.698	<u>30.943</u>	31.206	20.107	48.442	110.7	
2	2:06.593	33.334	33.174	21.318	38.767	230.8	11	2:00.739	31.374	31.351	20.050	37.964	225.9	
3	<u>2:03.983</u>	<u>32.063</u>	32.509	20.935	38.476	235.8	12	<b>1:59.543</b>	<b>30.961</b>	31.151	<b>19.891</b>	<b>37.540</b>	234.8	
4	2:01.829	31.626	31.717	20.514	37.972	233.8	13	2:10.583 <b>B</b>	31.001	32.001	20.937	46.644	235.3	
5	2:01.664	31.370	31.822	20.579	37.893	235.8	<b>37</b>	<b>Filippo FIORENTINO</b>						BRA
6	2:00.921	31.367	31.591	20.150	37.813	234.8		Drivex						Tatuus F4 T -421
7	2:01.489	31.193	31.472	20.285	38.539	224.5	1	5:12.898	3:33.146	35.763	23.361	40.628	220.0	
8	2:07.835	31.005	31.313	27.199	38.318	233.3	2	<u>2:08.287</u>	<u>33.267</u>	33.442	21.888	39.690	219.1	
9	<u>2:00.925</u>	<u>31.610</u>	31.546	20.310	37.459	236.8	3	2:04.659	32.450	32.922	20.823	38.464	230.3	
10	2:00.185	30.983	31.309	20.337	37.556	235.8	4	2:03.518	32.186	32.413	20.676	38.243	230.3	
11	<u>2:00.401</u>	<u>30.769</u>	<b>31.139</b>	20.849	37.644	236.3	5	2:08.177	31.885	32.382	20.805	43.105	229.3	
12	2:00.132	<b>30.812</b>	31.256	20.046	38.018	235.8	6	2:04.474	32.636	32.962	20.454	38.422	229.8	
13	<b>1:59.346</b>	30.918	31.155	<b>19.897</b>	<b>37.376</b>	235.8	7	2:02.600	31.693	32.021	20.821	38.065	232.8	
<b>27</b>	<b>Alexander JACOBY</b>						BRA	8	2:01.592	31.499	31.762	20.317	38.014	230.3
	Monlau Motorsport						Tatuus F4 T -421	9	2:01.849	<b>31.390</b>	31.733	20.769	37.957	233.8
1	5:46.459	3:59.800	38.338	25.189	43.132	197.1	10	2:04.084	31.488	31.678	20.373	40.545	230.8	
2	2:09.513	35.198	33.726	21.637	38.952	230.8	11	2:02.115	31.938	31.904	20.273	38.000	231.3	
3	2:04.857	32.515	32.763	21.443	38.136	233.3	12	2:01.888	31.497	31.908	20.485	37.998	230.3	
4	<u>2:02.957</u>	<u>32.097</u>	32.098	20.694	38.068	232.3	13	2:01.578	31.519	31.776	20.368	37.915	230.8	
5	2:01.492	31.550	31.669	20.547	37.726	233.3	14	<b>2:01.108</b>	31.602	<b>31.559</b>	<b>20.237</b>	<b>37.710</b>	232.3	
6	<u>2:01.386</u>	<u>31.493</u>	31.899	20.405	37.589	233.3	<b>39</b>	<b>Santino PANETTA</b>						ARG
7	2:00.867	31.334	31.370	20.441	37.722	232.8		TC Racing						Tatuus F4 T -421
8	2:00.784	31.256	31.739	20.139	37.650	232.8	1	2:30.195	50.135	35.778	22.964	41.318	205.7	
9	<u>2:00.630</u>	<u>31.304</u>	<u>31.465</u>	20.199	37.662	233.3	2	2:07.763	33.571	33.207	21.715	39.270	231.3	
10	2:00.459	31.115	31.315	20.224	37.805	233.8	3	2:05.460	33.112	32.750	21.147	38.451	230.3	
11	2:00.305	31.081	31.396	20.315	37.513	234.3	4	<u>2:03.744</u>	<u>31.949</u>	32.433	20.862	38.500	231.8	
12	2:00.311	<b>31.075</b>	31.307	<b>20.105</b>	37.824	234.3	5	2:02.671	31.956	32.045	20.845	37.825	232.3	
13	<b>2:00.109</b>	31.311	<b>31.130</b>	20.180	<b>37.488</b>	233.3	6	2:02.622	31.848	31.833	20.678	38.263	232.3	
<b>32</b>	<b>Wiktor DOBRZANSKI</b>						POL	7	<u>2:02.014</u>	<u>31.536</u>	32.151	20.432	37.895	234.8
	Tecnicar by Amtog						Tatuus F4 T -421	8	<u>2:00.978</u>	<u>31.280</u>	31.565	20.266	37.867	232.3
1	6:13.048 <b>B</b>	4:09.235	40.104	26.127	57.582	198.5	9	2:02.805	31.309	31.590	20.454	39.452	208.5	
2	2:34.601	56.882	34.695	22.762	40.262	222.2	10	2:00.728	31.196	31.505	20.204	37.823	232.8	
3	2:07.604	34.283	32.561	21.914	38.846	231.3	11	2:01.345	31.259	31.365	20.218	38.503	233.8	
4	2:06.934	31.567	34.680	21.991	38.696	230.8	12	2:00.253	31.088	31.401	20.173	37.591	236.8	
5	2:02.580	31.224	31.631	20.542	39.183	232.3	13	2:00.203	31.222	31.376	20.076	<b>37.529</b>	234.3	
							14	2:00.108	31.125	<b>31.329</b>	20.072	37.582	235.8	



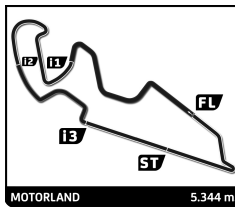
# F4Spain ROUND 1 - MOTORLAND FREE PRACTICE

## Sector Analysis

— Invalidated Lap   ■ Personal Best   ■ Session Best   B Crossing the pit lane

Lap	Time	Sector 1	Sector 2	Sector 3	Sector 4	T.Sp	Lap	Time	Sector 1	Sector 2	Sector 3	Sector 4	T.Sp
15	<b>2:00.079</b>	<b>31.004</b>	31.340	<b>19.970</b>	37.765	233.8	4	4:34.111 <b>B</b>	2:37.966	43.124	26.330	46.691	220.0
<b>41</b> Stepan SUSLOV SWE DXR Tatuus F4 T -421							5	2:36.685	58.842	35.383	22.612	39.848	208.1
1	2:29.768	48.152	36.537	23.103	41.976	204.9	6	2:08.702	33.225	33.475	22.061	39.941	206.5
2	2:08.319	33.716	33.105	21.627	39.871	222.7	7	2:04.596	32.436	32.475	21.129	38.556	232.8
3	2:06.475	33.566	32.790	21.300	38.819	230.3	8	2:02.475	31.759	31.966	20.586	38.164	233.3
4	2:03.911	32.178	32.391	20.760	38.582	230.8	9	2:01.495	31.485	31.648	20.513	37.849	232.8
5	<u>2:05.792</u>	<u>32.482</u>	32.581	21.678	39.051	210.9	10	2:01.215	<b>31.374</b>	31.659	20.312	37.870	232.8
6	<u>2:04.001</u>	<u>31.775</u>	32.014	20.678	39.534	232.8	11	<u>2:00.665</u>	<u>31.299</u>	31.427	20.234	37.705	233.8
7	2:02.616	31.810	32.289	20.407	38.110	230.8	12	<b>2:00.444</b>	31.379	<b>31.179</b>	<b>20.210</b>	<b>37.676</b>	233.3
8	<u>2:02.777</u>	<u>31.645</u>	32.168	20.394	38.570	233.8	<b>57</b> Artem SEVERIUKHIN KGZ DXR Tatuus F4 T -421						
9	2:01.195	31.560	31.500	20.354	37.781	231.3	1	2:39.842	54.685	37.453	24.431	43.273	164.4
10	2:01.838	31.574	31.687	20.303	38.274	230.8	2	2:09.523	33.718	34.277	22.301	39.227	229.3
11	<u>2:00.726</u>	<u>31.230</u>	<b>31.355</b>	20.399	<b>37.742</b>	<b>234.3</b>	3	<u>2:04.977</u>	<u>32.509</u>	<b>32.618</b>	21.097	38.753	227.4
12	<b>2:00.833</b>	<b>31.036</b>	31.511	<b>20.123</b>	38.163	231.8	4	<u>2:13.744</u> <b>B</b>	<u>35.085</u>	<u>32.733</u>	21.249	44.677	226.9
13	2:02.639	31.931	32.556	20.282	37.870	232.8	5	18:46.931	...	34.214	22.439	42.567	218.2
14	2:08.400 <b>B</b>	32.425	31.731	20.239	44.005	232.8	6	<b>2:07.218</b>	<b>32.166</b>	35.519	<b>21.031</b>	<b>38.502</b>	228.3
<b>46</b> Nathan TYE GBR Rodin Motorsport Tatuus F4 T -421							<b>70</b> Aleksandar BOGUNOVIC SVN GRS Team Tatuus F4 T -421						
1	2:32.736 <b>B</b>	42.446	36.576	22.907	50.807	219.1	1	2:54.680	1:10.196	37.624	24.249	42.611	217.7
2	3:20.084 <b>B</b>	1:36.918	34.649	21.356	47.161	220.4	2	2:25.880 <b>B</b>	34.715	37.197	24.608	49.360	202.6
3	4:19.838 <b>B</b>	2:30.333	38.248	23.644	47.613	223.6	3	5:07.385	3:32.348	33.624	21.798	39.615	230.3
4	2:39.514	1:05.253	34.157	21.437	38.667	226.9	4	2:03.797	32.079	32.807	20.686	38.225	232.3
5	<u>2:06.549</u>	<u>31.584</u>	34.331	20.833	39.801	231.8	5	2:04.311	32.282	32.273	21.090	38.666	230.8
6	2:01.360	31.453	31.827	20.283	37.797	234.3	6	2:02.678	31.471	31.812	20.377	39.018	226.9
7	2:00.324	31.085	31.454	20.263	37.522	234.8	7	<u>2:01.405</u>	<u>31.577</u>	31.684	20.342	37.802	233.3
8	1:59.836	31.063	31.217	20.075	37.481	235.8	8	<u>2:01.256</u>	<u>31.535</u>	31.591	20.289	37.841	233.3
9	1:59.793	<b>30.797</b>	31.179	20.062	37.755	237.4	9	2:01.004	31.416	31.432	20.184	37.972	233.8
10	1:59.683	30.941	31.274	20.033	37.435	235.8	10	2:00.444	31.155	31.403	20.220	<b>37.666</b>	230.8
11	<b>1:59.656</b>	31.069	31.280	<b>19.923</b>	<b>37.384</b>	234.3	11	2:00.643	31.179	31.529	20.144	37.791	232.8
12	1:59.840	30.972	<b>31.124</b>	19.968	37.776	237.9	12	<b>2:00.318</b>	31.128	<b>31.291</b>	20.141	37.758	232.8
13	2:06.083 <b>B</b>	30.887	31.251	20.430	43.515	235.8	13	2:00.330	<b>31.105</b>	31.312	<b>20.124</b>	37.789	232.3
<b>48</b> Gino TRAPPA ARG Drivex Tatuus F4 T -421							<b>71</b> Daniel DALLAKYAN ARM GRS Team Tatuus F4 T -421						
1	2:49.828	1:02.015	39.561	25.336	42.916	218.2	1	2:56.487	1:11.666	37.766	24.558	42.497	203.8
2	2:18.196	36.338	36.416	23.060	42.382	217.3	2	2:12.256	34.445	35.244	22.357	40.210	226.9
3	2:08.707	33.061	33.471	21.223	40.952	212.2	3	<u>2:06.674</u>	<u>32.929</u>	33.578	21.251	38.916	226.4
4	2:10.932	31.953	32.249	24.910	41.820	217.7	4	2:04.705	32.463	32.486	21.246	38.510	230.8
5	2:27.955 <b>B</b>	35.361	36.431	29.595	46.568	229.3	5	2:02.629	31.956	32.017	20.709	37.947	229.3
6	3:15.699	1:31.906	34.558	24.610	44.625	141.4	6	2:02.489	31.707	31.997	20.726	38.059	230.8
7	<u>2:10.251</u>	<u>31.730</u>	32.025	20.504	45.992	147.5	7	2:01.925	31.464	31.763	20.498	38.200	229.3
8	2:01.676	31.303	31.650	20.411	38.312	234.3	8	2:01.488	31.391	31.727	20.448	37.922	229.3
9	2:00.765	31.319	31.574	20.272	37.600	235.3	9	2:01.729	31.385	31.723	20.403	38.218	228.8
10	<b>2:00.109</b>	31.105	31.305	<b>20.001</b>	37.698	233.3	10	<u>2:01.564</u>	31.448	<u>31.889</u>	20.254	37.973	231.3
11	<u>2:10.932</u>	31.063	<u>31.341</u>	20.033	48.495	113.2	11	<u>2:01.588</u>	<u>31.409</u>	31.671	20.472	38.036	232.3
12	<u>2:00.647</u>	<u>31.577</u>	<b>31.304</b>	20.096	37.670	235.3	12	2:01.459	31.206	31.662	20.468	38.123	234.3
13	2:01.115	31.518	31.901	20.163	37.533	235.8	13	2:03.848	33.603	31.614	20.434	38.197	229.3
14	2:00.120	<b>30.858</b>	31.395	20.384	<b>37.483</b>	235.8	14	2:00.846	31.134	<b>31.493</b>	20.314	37.905	232.3
<b>55</b> Emma FELBERMAYR AUT Rodin Motorsport Tatuus F4 T -421							<b>77</b> Andrej PETROVIC SRB T-Code by Amtog Tatuus F4 T -421						
1	3:04.425 <b>B</b>	1:15.200	37.408	24.432	47.385	219.1	1	6:06.177 <b>B</b>	4:05.978	39.325	23.826	57.048	136.9
2	<u>3:10.161</u> <b>B</b>	<u>1:20.024</u>	35.225	23.075	51.837	204.9	2	2:36.162	58.738	33.625	21.564	42.235	188.2
3	2:48.579 <b>B</b>	1:08.334	33.784	22.165	44.296	229.3							





# F4Spain

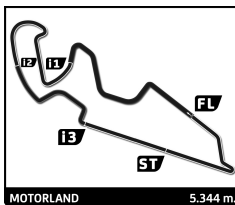
## ROUND 1 - MOTORLAND

### FREE PRACTICE

### Sector Analysis

— Invalidated Lap    ■ Personal Best    ■ Session Best    B Crossing the pit lane

Lap	Time	Sector 1	Sector 2	Sector 3	Sector 4	T.Sp	Lap	Time	Sector 1	Sector 2	Sector 3	Sector 4	T.Sp
<b>78</b> <b>Alfio SPINA</b> ITA							<b>88</b> <b>Santiago BAZTARRICA</b> ARG						
TC Racing Tatuus F4 T -421							TC Racing Tatuus F4 T -421						
1	2:29.133	49.587	35.852	22.928	40.766	211.8	1	3:01.446 B	1:10.060	38.131	24.453	48.802	210.1
2	<u>2:07.435</u>	<u>33.234</u>	33.252	21.510	39.439	217.7	2	3:02.473 B	1:09.851	38.651	24.298	49.673	201.1
3	<u>2:04.267</u>	<u>31.960</u>	32.341	21.110	38.856	226.9	3	3:44.626	2:08.272	34.428	21.801	40.125	227.4
4	2:08.271	31.833	32.058	21.218	43.162	230.8	4	2:04.925	32.219	32.418	20.710	39.578	231.3
5	2:03.409	32.208	32.312	21.102	37.787	234.3	5	2:02.275	<u>31.579</u>	32.150	20.664	<u>37.882</u>	234.3
6	2:00.970	31.286	31.480	20.486	37.718	232.8	6	<u>2:01.123</u>	<u>31.358</u>	31.503	20.280	37.982	232.8
7	<u>2:02.975</u>	<u>31.077</u>	32.238	20.418	39.242	205.7	7	2:02.158	<u>31.849</u>	31.555	20.431	38.323	232.3
8	2:00.745	31.238	31.541	20.259	37.707	232.8	8	<u>2:00.958</u>	<u>31.146</u>	<u>31.465</u>	20.381	37.966	232.8
9	2:00.526	31.168	31.508	20.272	37.578	231.8	9	2:01.940	31.538	32.187	20.312	37.903	233.8
10	<u>2:04.045</u>	30.944	<u>34.418</u>	20.918	37.765	233.8	10	<u>2:00.442</u>	<u>30.968</u>	<u>31.340</u>	<u>20.196</u>	37.938	233.3
11	2:00.020	30.980	31.433	20.152	<u>37.455</u>	232.3	11	2:09.043 B	31.031	31.506	21.234	45.272	234.3
12	<u>1:59.865</u>	<u>30.906</u>	<u>31.287</u>	<u>20.139</u>	37.533	234.3	<b>91</b> <b>Lorenzo CAMPOS</b> AGO						
13	<u>2:08.218</u> B	31.078	<u>31.271</u>	20.174	45.695	233.3	Monlau Motorsport Tatuus F4 T -421						
							1	5:42.079	3:57.395	36.805	23.717	44.162	177.0
							2	2:11.032	34.025	33.328	23.563	40.116	226.9
							3	2:04.646	32.930	32.522	21.139	38.055	233.8
							4	<u>2:02.395</u>	31.555	<u>32.222</u>	20.662	37.956	233.3
							5	2:01.557	31.377	31.867	20.615	37.698	234.3
							6	2:00.993	31.481	31.596	20.389	37.527	233.8
							7	<u>2:00.734</u>	<u>31.178</u>	31.538	20.396	37.622	233.8
							8	2:00.406	31.252	31.391	20.190	37.573	234.3
							9	<u>2:00.136</u>	<u>30.960</u>	31.489	20.238	<u>37.449</u>	235.8
							10	<u>1:59.942</u>	<u>30.908</u>	31.314	20.230	37.490	234.8
							11	<u>2:00.118</u>	<u>30.839</u>	<u>31.216</u>	20.393	37.670	237.4
							12	1:59.894	<u>30.882</u>	31.281	20.258	37.473	236.3
							13	2:05.558 B	30.989	<u>31.198</u>	<u>20.152</u>	43.219	234.3
<b>80</b> <b>Alex POWELL</b> USA							<b>99</b> <b>Thomas STRAUVEN</b> BEL						
Saintéloc Racing Tatuus F4 T -421							Griffin Core Tatuus F4 T -421						
1	2:29.144 B	39.886	36.000	23.233	50.025	208.5	1	5:05.675 B	3:20.256	35.463	23.025	46.931	214.7
2	2:55.145 B	1:10.002	34.104	22.312	48.727	219.1	2	2:31.827	58.528	33.001	21.216	39.082	221.3
3	5:23.622	3:41.630	36.617	23.311	42.064	214.7	3	2:01.327	31.365	31.477	20.458	38.027	235.8
4	2:08.146	34.087	33.210	21.833	39.016	230.3	4	2:00.625	31.295	31.381	20.319	37.630	235.8
5	<u>2:04.373</u>	32.158	<u>32.474</u>	20.858	38.883	229.3	5	2:00.519	31.397	31.230	20.417	37.475	236.3
6	<u>2:03.519</u>	<u>31.701</u>	32.000	20.529	39.289	231.8	6	1:59.533	30.958	31.113	20.031	37.431	234.8
7	2:02.164	31.750	31.880	20.414	38.120	232.3	7	1:59.262	30.937	30.938	20.024	37.363	236.8
8	2:01.932	31.656	31.670	20.443	38.163	233.3	8	1:59.406	30.955	31.091	20.040	<u>37.320</u>	234.3
9	<u>2:00.567</u>	<u>31.102</u>	31.520	<u>20.093</u>	37.852	233.8	9	<u>1:59.127</u>	30.835	31.001	<u>19.923</u>	37.368	236.3
10	2:01.780	31.061	31.377	20.784	38.558	232.8	10	2:05.044 B	<u>30.637</u>	<u>30.834</u>	20.007	43.566	235.8
11	2:00.726	31.138	31.502	20.344	<u>37.742</u>	235.8	11	3:14.592 B	1:38.690	31.852	20.597	43.453	235.3
12	2:02.013	31.287	31.601	20.172	38.953	232.3	12	2:37.187 B	57.950	32.333	20.379	46.525	234.8
13	<u>2:00.303</u>	<u>31.025</u>	<u>31.375</u>	20.114	37.789	232.8							
<b>81</b> <b>Noah MONTEIRO</b> PRT													
Campos Racing Tatuus F4 T -421													
1	3:34.981	1:53.925	37.057	23.520	40.479	221.3							
2	2:13.183	34.837	35.272	22.129	40.945	198.5							
3	2:03.573	32.389	32.212	21.192	37.780	234.8							
4	2:05.245	31.521	31.813	20.426	41.485	235.3							
5	2:00.986	31.328	31.659	20.447	37.552	234.8							
6	1:59.776	30.960	31.299	20.235	37.282	236.8							
7	2:01.157	31.951	31.496	20.138	37.572	236.3							
8	<u>1:59.764</u>	<u>30.897</u>	31.148	20.174	37.545	238.4							
9	1:59.511	30.953	31.047	20.264	<u>37.247</u>	234.8							
10	<u>1:59.362</u>	<u>30.825</u>	<u>30.957</u>	<u>19.996</u>	37.584	236.3							
11	2:06.120 B	30.926	31.149	20.062	43.983	237.9							
12	3:13.250 B	1:25.568	33.037	23.393	51.252	197.1							



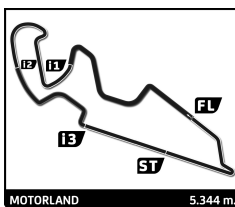
# F4Spain

## ROUND 1 - MOTORLAND

### FREE PRACTICE

### Track Limits Analysis

No	Driver	Team	T.L. Nr	Camera	Lap	Time
2	Vivek KANTHAN	Campos Racing	1	Turn 5	3	08:38:10.352
2	Vivek KANTHAN	Campos Racing	2	Turn 9	4	08:40:35.803
2	Vivek KANTHAN	Campos Racing	3	Turn 1	6	08:43:57.781
2	Vivek KANTHAN	Campos Racing	4	Turn 5	10	08:52:16.564
<b>Total Infractions:</b>						<b>4</b>
4	Ean EYCKMANS	MP Motorsport	1	Turn 9	3	08:40:29.729
4	Ean EYCKMANS	MP Motorsport	2	Turn 1	5	08:44:02.120
4	Ean EYCKMANS	MP Motorsport	3	Turn 5	5	08:44:22.025
4	Ean EYCKMANS	MP Motorsport	4	Turn 1	6	08:46:03.112
4	Ean EYCKMANS	MP Motorsport	5	Turn 5	6	08:46:22.207
4	Ean EYCKMANS	MP Motorsport	6	Turn 5	8	08:50:22.083
4	Ean EYCKMANS	MP Motorsport	7	Turn 1	8	08:50:02.623
4	Ean EYCKMANS	MP Motorsport	8	Turn 9	9	08:52:43.357
4	Ean EYCKMANS	MP Motorsport	9	Turn 9	10	08:54:42.412
4	Ean EYCKMANS	MP Motorsport	10	Turn 5	9	08:52:21.301
4	Ean EYCKMANS	MP Motorsport	11	Turn 5	10	08:54:20.486
<b>Total Infractions:</b>						<b>6</b>
5	Miguel COSTA	Campos Racing	1	Turn 5	5	08:42:26.139
5	Miguel COSTA	Campos Racing	2	Turn 5	8	08:48:26.369
5	Miguel COSTA	Campos Racing	3	Turn 5	9	08:50:26.153
5	Miguel COSTA	Campos Racing	4	Turn 1	9	08:50:06.885
<b>Total Infractions:</b>						<b>3</b>
6	Sacha VAN'T PAD BOSCH	T-Code by Amtog	1	Turn 5	5	08:43:17.894
6	Sacha VAN'T PAD BOSCH	T-Code by Amtog	2	Turn 9	11	08:55:37.864
<b>Total Infractions:</b>						<b>2</b>
8	Philippe Armand KARRAS	Saintéloc Racing	1	Turn 5	9	08:47:51.567
8	Philippe Armand KARRAS	Saintéloc Racing	2	Turn 9	10	08:50:17.817
8	Philippe Armand KARRAS	Saintéloc Racing	3	Turn 9	13	08:56:23.809
8	Philippe Armand KARRAS	Saintéloc Racing	4	Turn 9	14	08:58:25.730
<b>Total Infractions:</b>						<b>4</b>
9	René LAMMERS	MP Motorsport	1	Turn 5	5	08:41:36.492
9	René LAMMERS	MP Motorsport	2	Turn 5	8	08:47:38.354
9	René LAMMERS	MP Motorsport	3	Turn 1	10	08:51:16.554
9	René LAMMERS	MP Motorsport	4	Turn 9	12	08:55:56.082
9	René LAMMERS	MP Motorsport	5	Turn 5	12	08:55:35.094
9	René LAMMERS	MP Motorsport	6	Turn 9	13	08:57:54.932
9	René LAMMERS	MP Motorsport	7	Turn 5	13	08:57:33.545
<b>Total Infractions:</b>						<b>5</b>
10	Niklas SCHAUFLE	KCL MP Motorsport	1	Turn 1	5	08:44:03.722
10	Niklas SCHAUFLE	KCL MP Motorsport	2	Turn 9	10	08:54:44.145
10	Niklas SCHAUFLE	KCL MP Motorsport	3	Turn 5	12	08:58:21.025
<b>Total Infractions:</b>						<b>3</b>
11	Reno FRANCO	KCL MP Motorsport	1	Turn 9	8	08:49:25.996
11	Reno FRANCO	KCL MP Motorsport	2	Turn 1	10	08:52:44.091
11	Reno FRANCO	KCL MP Motorsport	3	Turn 5	10	08:53:03.610
11	Reno FRANCO	KCL MP Motorsport	4	Turn 5	12	08:57:17.631
11	Reno FRANCO	KCL MP Motorsport	5	Turn 5	13	08:59:17.948
<b>Total Infractions:</b>						<b>4</b>
14	Jean Paul KARRAS	Saintéloc Racing	1	Turn 5	6	08:45:02.494
14	Jean Paul KARRAS	Saintéloc Racing	2	Turn 1	12	08:57:07.083
<b>Total Infractions:</b>						<b>2</b>
15	Edward ROBINSON	DXR	1	Turn 5	3	08:38:16.560
15	Edward ROBINSON	DXR	2	Turn 9	3	08:38:40.221
15	Edward ROBINSON	DXR	3	Turn 1	3	08:37:56.521
15	Edward ROBINSON	DXR	4	Turn 5	4	08:40:18.413
15	Edward ROBINSON	DXR	5	Turn 1	5	08:42:02.514
15	Edward ROBINSON	DXR	6	Turn 5	5	08:42:22.269



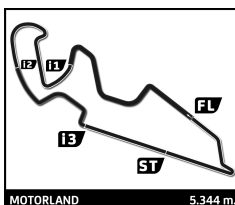
# F4Spain

## ROUND 1 - MOTORLAND

### FREE PRACTICE

### Track Limits Analysis

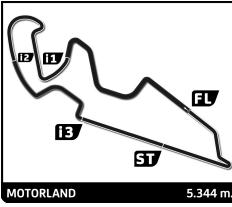
No	Driver	Team	T.L. Nr	Camera	Lap	Time
15	Edward ROBINSON	DXR	7	Turn 5	6	08:44:23.289
15	Edward ROBINSON	DXR	8	Turn 5	8	08:48:26.369
15	Edward ROBINSON	DXR	9	Turn 9	8	08:48:49.494
<b>Total Infractions:</b>						<b>5</b>
17	Nacho TUÑON	Tecnicar by Amtog	1	Turn 1	4	08:41:04.582
17	Nacho TUÑON	Tecnicar by Amtog	2	Turn 5	6	08:45:32.760
17	Nacho TUÑON	Tecnicar by Amtog	3	Turn 9	7	08:48:00.080
17	Nacho TUÑON	Tecnicar by Amtog	4	Turn 9	8	08:49:59.930
17	Nacho TUÑON	Tecnicar by Amtog	5	Turn 1	9	08:51:18.219
<b>Total Infractions:</b>						<b>5</b>
22	Juan COTA	MP Motorsport	1	Turn 5	2	08:35:19.416
22	Juan COTA	MP Motorsport	2	Turn 5	4	08:39:31.699
22	Juan COTA	MP Motorsport	3	Turn 5	8	08:47:38.354
<b>Total Infractions:</b>						<b>3</b>
23	Jan PRZYROWSKI	Griffin Core	1	Turn 5	6	08:44:07.073
23	Jan PRZYROWSKI	Griffin Core	2	Turn 9	10	08:52:26.809
<b>Total Infractions:</b>						<b>2</b>
24	Kyuhu LEE	Rodin Motorsport	1	Turn 5	7	08:47:50.433
24	Kyuhu LEE	Rodin Motorsport	2	Turn 5	8	08:49:54.757
24	Kyuhu LEE	Rodin Motorsport	3	Turn 5	11	08:56:06.225
<b>Total Infractions:</b>						<b>3</b>
25	Francisco MONARCA	Monlau Motorsport	1	Turn 5	3	08:38:14.226
25	Francisco MONARCA	Monlau Motorsport	2	Turn 5	9	08:50:31.426
25	Francisco MONARCA	Monlau Motorsport	3	Turn 5	11	08:54:32.097
<b>Total Infractions:</b>						<b>3</b>
27	Alexander JACOBY	Monlau Motorsport	1	Turn 5	4	08:40:30.960
27	Alexander JACOBY	Monlau Motorsport	2	Turn 5	6	08:44:35.234
27	Alexander JACOBY	Monlau Motorsport	3	Turn 9	9	08:51:00.424
<b>Total Infractions:</b>						<b>3</b>
32	Wiktor DOBRZANSKI	Tecnicar by Amtog	1	Turn 5	7	08:47:38.354
32	Wiktor DOBRZANSKI	Tecnicar by Amtog	2	Turn 9	12	08:58:03.231
32	Wiktor DOBRZANSKI	Tecnicar by Amtog	3	Turn 5	12	08:57:41.752
<b>Total Infractions:</b>						<b>2</b>
33	Christopher EL FEGHALI	Drivex	1	Turn 5	5	08:43:46.887
33	Christopher EL FEGHALI	Drivex	2	Turn 5	7	08:47:50.433
33	Christopher EL FEGHALI	Drivex	3	Turn 5	8	08:49:53.354
33	Christopher EL FEGHALI	Drivex	4	Turn 1	10	08:53:35.012
<b>Total Infractions:</b>						<b>4</b>
37	Filippo FIORENTINO	Drivex	1	Turn 5	2	08:35:43.941
<b>Total Infractions:</b>						<b>1</b>
39	Santino PANETTA	TC Racing	1	Turn 5	4	08:37:13.296
39	Santino PANETTA	TC Racing	2	Turn 5	7	08:43:21.628
39	Santino PANETTA	TC Racing	3	Turn 5	8	08:45:24.016
<b>Total Infractions:</b>						<b>3</b>
41	Stepan SUSLOV	DXR	1	Turn 5	5	08:39:18.354
41	Stepan SUSLOV	DXR	2	Turn 1	6	08:41:04.582
41	Stepan SUSLOV	DXR	3	Turn 5	6	08:41:24.079
41	Stepan SUSLOV	DXR	4	Turn 5	8	08:45:30.090
41	Stepan SUSLOV	DXR	5	Turn 5	11	08:51:36.491
<b>Total Infractions:</b>						<b>4</b>
46	Nathan TYE	Rodin Motorsport	1	Turn 5	5	08:43:21.628



## F4Spain ROUND 1 - MOTORLAND FREE PRACTICE

### Track Limits Analysis

No	Driver	Team	T.L. Nr	Camera	Lap	Time	
							<b>Total Infractions:</b> <input type="text" value="1"/>
48	Gino TRAPPA	Drivex	1	Turn 5	7	08:45:41.233	
48	Gino TRAPPA	Drivex	2	Turn 9	11	08:54:15.416	
48	Gino TRAPPA	Drivex	3	Turn 1	12	08:55:44.877	
							<b>Total Infractions:</b> <input type="text" value="3"/>
55	Emma FELBERMAYR	Rodin Motorsport	1	Turn 5	2	08:34:22.094	
55	Emma FELBERMAYR	Rodin Motorsport	2	Turn 5	11	08:57:02.413	
							<b>Total Infractions:</b> <input type="text" value="2"/>
57	Artem SEVERIUKHIN	DXR	1	Turn 5	3	08:35:19.416	
57	Artem SEVERIUKHIN	DXR	2	Turn 5	4	08:37:27.276	
57	Artem SEVERIUKHIN	DXR	3	Turn 7	4	08:37:37.279	
							<b>Total Infractions:</b> <input type="text" value="2"/>
70	Aleksandar BOGUNOVIC	GRS Team	1	Turn 5	7	08:47:08.286	
70	Aleksandar BOGUNOVIC	GRS Team	2	Turn 5	8	08:49:09.411	
70	Aleksandar BOGUNOVIC	GRS Team	3	Turn 5	9	08:51:11.498	
70	Aleksandar BOGUNOVIC	GRS Team	4	Turn 5	14	09:01:13.829	
							<b>Total Infractions:</b> <input type="text" value="4"/>
71	Daniel DALLAKYAN	GRS Team	1	Turn 1	3	08:35:18.719	
71	Daniel DALLAKYAN	GRS Team	2	Turn 5	8	08:45:56.415	
71	Daniel DALLAKYAN	GRS Team	3	Turn 9	10	08:50:22.423	
71	Daniel DALLAKYAN	GRS Team	4	Turn 5	11	08:52:01.548	
							<b>Total Infractions:</b> <input type="text" value="4"/>
77	Andrej PETROVIC	T-Code by Amtog	1	Turn 5	5	08:43:16.226	
77	Andrej PETROVIC	T-Code by Amtog	2	Turn 9	11	08:55:34.493	
							<b>Total Infractions:</b> <input type="text" value="2"/>
78	Alfio SPINA	TC Racing	1	Turn 5	2	08:33:00.279	
78	Alfio SPINA	TC Racing	2	Turn 5	3	08:35:06.636	
78	Alfio SPINA	TC Racing	3	Turn 5	7	08:43:23.363	
78	Alfio SPINA	TC Racing	4	Turn 9	10	08:49:48.553	
78	Alfio SPINA	TC Racing	5	Turn 9	13	08:55:53.015	
							<b>Total Infractions:</b> <input type="text" value="5"/>
80	Alex POWELL	Saintéloc Racing	1	Turn 9	5	08:43:49.393	
80	Alex POWELL	Saintéloc Racing	2	Turn 5	6	08:45:30.090	
80	Alex POWELL	Saintéloc Racing	3	Turn 5	9	08:51:36.491	
							<b>Total Infractions:</b> <input type="text" value="3"/>
81	Noah MONTEIRO	Campos Racing	1	Turn 5	8	08:46:27.945	
							<b>Total Infractions:</b> <input type="text" value="1"/>
88	Santiago BAZTARRICA	TC Racing	1	Turn 1	5	08:42:03.452	
88	Santiago BAZTARRICA	TC Racing	2	Turn 5	5	08:42:22.269	
88	Santiago BAZTARRICA	TC Racing	3	Turn 5	6	08:44:24.825	
88	Santiago BAZTARRICA	TC Racing	4	Turn 1	7	08:46:06.189	
88	Santiago BAZTARRICA	TC Racing	5	Turn 5	8	08:48:27.436	
88	Santiago BAZTARRICA	TC Racing	6	Turn 9	8	08:48:50.328	
							<b>Total Infractions:</b> <input type="text" value="4"/>
91	Lorenzo CAMPOS	Monlau Motorsport	1	Turn 9	4	08:40:50.683	
91	Lorenzo CAMPOS	Monlau Motorsport	2	Turn 1	7	08:46:12.715	
91	Lorenzo CAMPOS	Monlau Motorsport	3	Turn 1	9	08:50:14.013	
91	Lorenzo CAMPOS	Monlau Motorsport	4	Turn 9	11	08:54:54.955	
91	Lorenzo CAMPOS	Monlau Motorsport	5	Turn 5	11	08:54:32.097	
91	Lorenzo CAMPOS	Monlau Motorsport	6	Turn 5	12	08:56:32.617	
							<b>Total Infractions:</b> <input type="text" value="5"/>



**F4Spain**  
**ROUND 1 - MOTORLAND**  
**FREE PRACTICE**

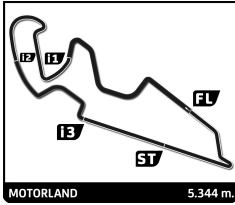
**Track Limits Analysis**

No	Driver	Team	T.L. Nr	Camera	Lap	Time
----	--------	------	---------	--------	-----	------

TOTAL TRACK LIMITS: 126




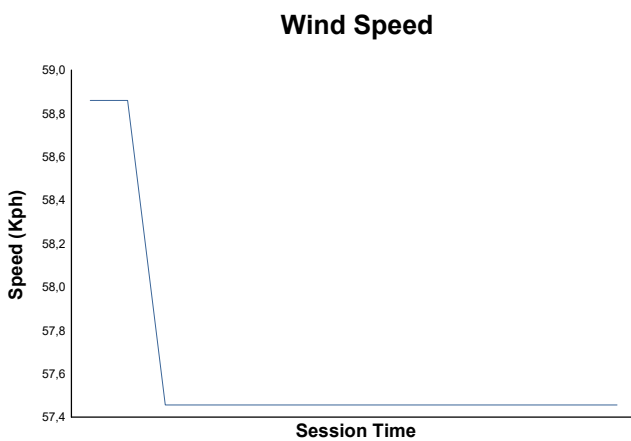
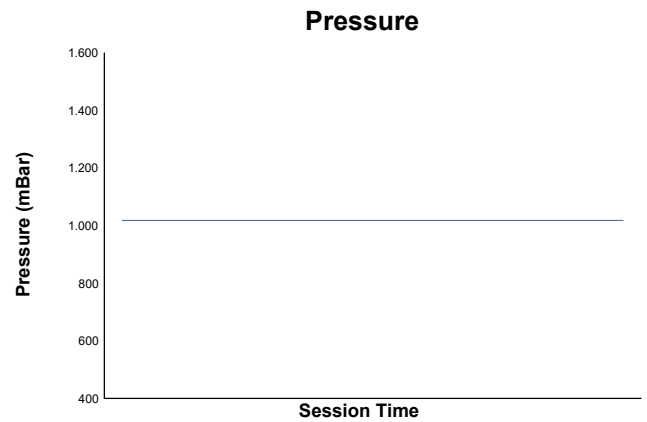
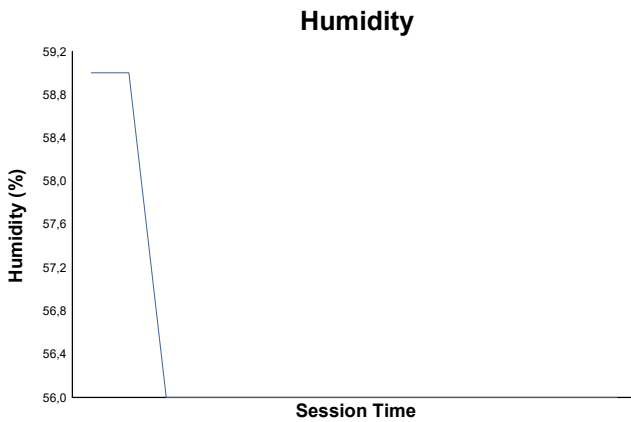
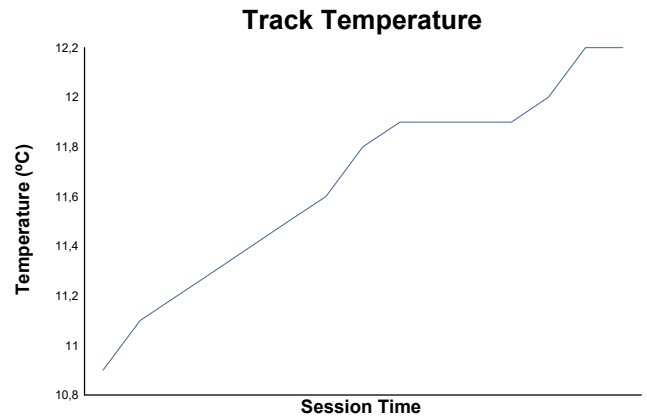
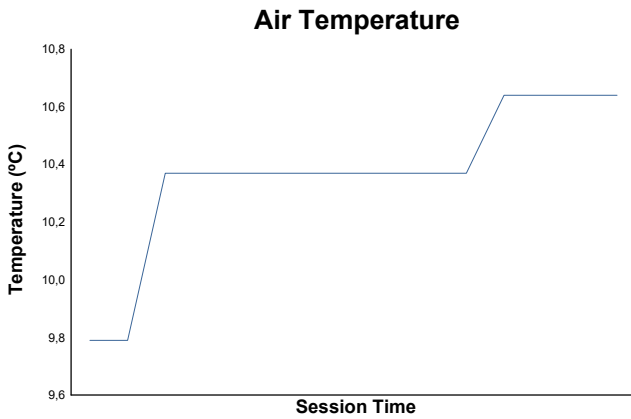
Published at: XX:XX:10



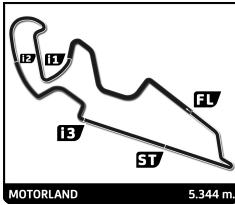
# ROUND 1 - MOTORLAND

## F4Spain FREE PRACTICE

### Weather Report



Track Status: **DRY**



## F4Spain

### ROUND 1 - MOTORLAND

### FREE PRACTICE

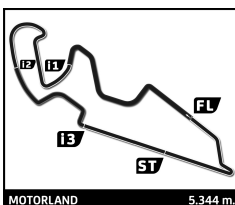
## Provisional Race Director Report

Hour	Flag	Message
08:21:36		TRACK TEMPERATURE 10.3C - AIR TEMPERATURE 9.4C - HUMIDITY 60% - HEAVY WIND
08:22:03		F4 - PIT LANE WILL BE OPEN AT 8.30
08:27:09		FAST LANE OPEN
08:27:26		FAST LANE OPEN
08:30:00		PIT LANE OPEN
08:32:51		BLACK FLAG CAR #14 #15 #33 #88 #80 - TECHNICAL ISSUE
08:33:57		BLACK FLAG CAR #14 #15 #33 #88 #80 - TECHNICAL ISSUE
08:35:47		BLACK FLAG CAR #14 #33 #88 - TECHNICAL ISSUE
08:36:15		BLACK FLAG CAR #33 - TECHNICAL ISSUE
08:46:44		STOP & GO PENALTY CAR 15 <D_NAME>
08:46:52		STOP & GO PENALTY CAR 15
08:53:04		BLACK FLAG CAR 15
08:54:10		BLACK FLAG CAR 17
08:54:39		WARNING FLAG CAR 4 78 88 17
08:55:00		BLACK FLAG CAR 4 78 88 17
08:55:17		BLACK FLAG CAR 4 78 88 17 33
08:55:40		BLACK FLAG CAR #4 #78 #88 #17 #33
08:56:05		BLACK FLAG CAR #78 #88 #17 #33
08:56:19		BLACK FLAG CAR #78 #17 #33
08:57:25		BLACK FLAG CAR #33
08:58:35		BLACK FLAG CAR #33 #91
08:59:00		BLACK FLAG CAR #33 #91 #8
08:59:16		BLACK FLAG CAR #33 #91 #8 #9
08:59:35		BLACK FLAG CAR #33 #91 #8
08:59:56		BLACK FLAG CAR #33 #91
09:00:02		CHEQUERED FLAG

Published at: 9:10

<b>Race Director:</b> Luis GONZÁLEZ 	<b>Timekeeper:</b> Alberto ESTÉBANEZ 
---	--

29/03/2025 Page 1 / 1



# F4Spain

## ROUND 1 - MOTORLAND

### QUALIFYING 1

### Final Classification

No	Driver	Nat	Team	Car	Cl.	Time	Lap Total	Gap	Kph
1	81 Noah MONTEIRO	PRT	Campos Racing	Tatuus F4 T -421	R	1:58.142	9 10	-	162.8
2	99 Thomas STRAUVEN	BEL	Griffin Core	Tatuus F4 T -421		1:58.246	10 10	+0.104	162.7
3	4 Ean EYCKMANS	BEL	MP Motorsport	Tatuus F4 T -421	R	1:58.300	9 10	+0.158	162.6
4	9 René LAMMERS	NLD	MP Motorsport	Tatuus F4 T -421		1:58.455	10 10	+0.313	162.4
5	2 Vivek KANTHAN	USA	Campos Racing	Tatuus F4 T -421	R	1:58.491	10 10	+0.349	162.4
6	23 Jan PRZYROWSKI	POL	Griffin Core	Tatuus F4 T -421		1:58.633	9 10	+0.491	162.2
7	1 Hudson SCHWARTZ	USA	KCL MP Motorsport	Tatuus F4 T -421		1:58.708	9 10	+0.566	162.1
8	77 Andrej PETROVIC	SRB	T-Code by Amtog	Tatuus F4 T -421		1:58.834	9 10	+0.692	161.9
9	25 Francisco MONARCA	ARG	Monlau Motorsport	Tatuus F4 T -421	R	1:58.947	10 10	+0.805	161.7
10	5 Miguel COSTA	BRA	Campos Racing	Tatuus F4 T -421	R	1:58.999	10 10	+0.857	161.7
11	46 Nathan TYE	GBR	Rodin Motorsport	Tatuus F4 T -421		1:59.095	9 10	+0.953	161.5
12	88 Santiago BAZTARRICA	ARG	TC Racing	Tatuus F4 T -421		1:59.143	10 10	+1.001	161.5
13	6 Sacha VAN'T PAD BOSCH	NLD	T-Code by Amtog	Tatuus F4 T -421	R	1:59.146	7 10	+1.004	161.5
14	33 Christopher EL FEGHALI	LBN	Drivex	Tatuus F4 T -421	R	1:59.151	9 10	+1.009	161.5
15	19 Matus RYBA	SVK	Griffin Core	Tatuus F4 T -421		1:59.220	9 10	+1.078	161.4
16	91 Lorenzo CAMPOS	AGO	Monlau Motorsport	Tatuus F4 T -421	R	1:59.236	9 10	+1.094	161.3
17	11 Reno FRANCOT	NLD	KCL MP Motorsport	Tatuus F4 T -421		1:59.245	7 10	+1.103	161.3
18	10 Niklas SCHAUFLEER	AUT	KCL MP Motorsport	Tatuus F4 T -421	R	1:59.286	7 10	+1.144	161.3
19	78 Alfio SPINA	ITA	TC Racing	Tatuus F4 T -421		1:59.552	9 10	+1.410	160.9
20	55 Emma FELBERMAYR	AUT	Rodin Motorsport	Tatuus F4 T -421	R	1:59.598	10 10	+1.456	160.9
21	48 Gino TRAPPA	ARG	Drivex	Tatuus F4 T -421		1:59.630	10 10	+1.488	160.8
22	80 Alex POWELL	USA	Saintéloc Racing	Tatuus F4 T -421		1:59.670	9 10	+1.528	160.8
23	32 Wiktor DOBRZANSKI	POL	Tecnicar by Amtog	Tatuus F4 T -421		1:59.754	10 10	+1.612	160.6
24	27 Alexander JACOBY	BRA	Monlau Motorsport	Tatuus F4 T -421		1:59.763	10 10	+1.621	160.6
25	39 Santino PANETTA	ARG	TC Racing	Tatuus F4 T -421	R	1:59.780	7 10	+1.638	160.6
26	70 Aleksandar BOGUNOVIC	SVN	GRS Team	Tatuus F4 T -421	R	1:59.883	7 10	+1.741	160.5
27	17 Nacho TUÑÓN	ESP	Tecnicar by Amtog	Tatuus F4 T -421	R	1:59.886	9 10	+1.744	160.5
28	37 Filippo FIORENTINO	BRA	Drivex	Tatuus F4 T -421		1:59.934	10 10	+1.792	160.4
29	14 Jean Paul KARRAS	GRC	Saintéloc Racing	Tatuus F4 T -421	R	1:59.998	9 10	+1.856	160.3
30	15 Edward ROBINSON	ESP	DXR	Tatuus F4 T -421		2:00.072	9 10	+1.930	160.2
31	41 Stepan SUSLOV	SWE	DXR	Tatuus F4 T -421	R	2:00.389	7 10	+2.247	159.8
32	24 Kyuho LEE	KOR	Rodin Motorsport	Tatuus F4 T -421	R	2:00.397	10 10	+2.255	159.8
33	71 Daniel DALLAKYAN	ARM	GRS Team	Tatuus F4 T -421	R	2:00.892	7 10	+2.750	159.1
34	8 Philippe Armand KARRAS	GRC	Saintéloc Racing	Tatuus F4 T -421	R	2:01.373	7 9	+3.231	158.5

Max. qual. time: 2:06.411

22	Juan COTA	ESP	MP Motorsport	Tatuus F4 T -421			10		
57	Artem SEVERIUKHIN	KGZ	DXR	Tatuus F4 T -421	R		10		

**Fastest Lap:** Lap 9 | Noah MONTEIRO | 1:58.142 | 162.8 Kph

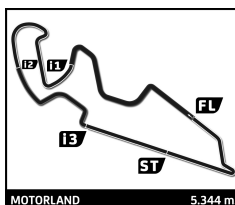
CAR #57 - ALL LAPTIMES DELETED DUE TO TRACK LIMITS  
 CAR #22 - ALL LAPTIMES DELETED DUE TO TRACK LIMITS  
 CARS #23, #2, #5, #91, #39, #27 & #48 - FASTEST LAP DELETED - STEWARDS DECISION N°15

Published at: 14:50

Track Status: **DRY**

Stewards:	Timekeeper:
Pedro VILCHES 	Alberto ESTÉBANEZ 
Noelia FRANCO 	
Marió Cordeiro FEF 	





# F4Spain

## ROUND 1 - MOTORLAND

### QUALIFYING 1

### Final Classification by 2nd Fastest Lap

No	Driver	Team	Car	Class	Time	Gap
1	99 Thomas STRAUVEN	Griffin Core	Tatuus F4 T -421		1:58.365	-
2	4 Ean EYCKMANS	MP Motorsport	Tatuus F4 T -421	R	1:58.559	+0.194
3	9 René LAMMERS	MP Motorsport	Tatuus F4 T -421		1:58.577	+0.212
4	81 Noah MONTEIRO	Campos Racing	Tatuus F4 T -421	R	1:58.607	+0.242
5	1 Hudson SCHWARTZ	KCL MP Motorsport	Tatuus F4 T -421		1:58.723	+0.358
6	77 Andrej PETROVIC	T-Code by Amtog	Tatuus F4 T -421		1:58.993	+0.628
7	2 Vivek KANTHAN	Campos Racing	Tatuus F4 T -421	R	1:58.996	+0.631
8	25 Francisco MONARCA	Monlau Motorsport	Tatuus F4 T -421	R	1:59.020	+0.655
9	23 Jan PRZYROWSKI	Griffin Core	Tatuus F4 T -421		1:59.150	+0.785
10	6 Sacha VAN'T PAD BOSCH	T-Code by Amtog	Tatuus F4 T -421	R	1:59.207	+0.842
11	88 Santiago BAZTARRICA	TC Racing	Tatuus F4 T -421		1:59.229	+0.864
12	33 Christopher EL FEGHALI	Drivex	Tatuus F4 T -421	R	1:59.257	+0.892
13	5 Miguel COSTA	Campos Racing	Tatuus F4 T -421	R	1:59.277	+0.912
14	11 Reno FRANCOT	KCL MP Motorsport	Tatuus F4 T -421		1:59.279	+0.914
15	46 Nathan TYE	Rodin Motorsport	Tatuus F4 T -421		1:59.395	+1.030
16	10 Niklas SCHAUFLE	KCL MP Motorsport	Tatuus F4 T -421	R	1:59.443	+1.078
17	91 Lorenzo CAMPOS	Monlau Motorsport	Tatuus F4 T -421	R	1:59.490	+1.125
18	19 Matus RYBA	Griffin Core	Tatuus F4 T -421		1:59.497	+1.132
19	78 Alfio SPINA	TC Racing	Tatuus F4 T -421		1:59.728	+1.363
20	27 Alexander JACOBY	Monlau Motorsport	Tatuus F4 T -421		1:59.807	+1.442
21	80 Alex POWELL	Saintéloc Racing	Tatuus F4 T -421		1:59.839	+1.474
22	55 Emma FELBERMAYR	Rodin Motorsport	Tatuus F4 T -421	R	1:59.865	+1.500
23	32 Wiktor DOBRZANSKI	Tecnicar by Amtog	Tatuus F4 T -421		1:59.920	+1.555
24	48 Gino TRAPPA	Drivex	Tatuus F4 T -421		1:59.956	+1.591
25	37 Filippo FIORENTINO	Drivex	Tatuus F4 T -421		1:59.978	+1.613
26	39 Santino PANETTA	TC Racing	Tatuus F4 T -421	R	2:00.018	+1.653
27	70 Aleksandar BOGUNOVIC	GRS Team	Tatuus F4 T -421	R	2:00.053	+1.688
28	17 Nacho TUÑON	Tecnicar by Amtog	Tatuus F4 T -421	R	2:00.130	+1.765
29	15 Edward ROBINSON	DXR	Tatuus F4 T -421		2:00.296	+1.931
30	14 Jean Paul KARRAS	Saintéloc Racing	Tatuus F4 T -421	R	2:00.323	+1.958
31	24 Kyuho LEE	Rodin Motorsport	Tatuus F4 T -421	R	2:00.652	+2.287
32	41 Stepan SUSLOV	DXR	Tatuus F4 T -421	R	2:00.705	+2.340
33	71 Daniel DALLAKYAN	GRS Team	Tatuus F4 T -421	R	2:01.005	+2.640
34	8 Philippe Armand KARRAS	Saintéloc Racing	Tatuus F4 T -421	R	2:01.432	+3.067
■ Max. qual. time: 2:06.411						
35	22 Juan COTA	MP Motorsport	Tatuus F4 T -421			
36	57 Artem SEVERIUKHIN	DXR	Tatuus F4 T -421	R		

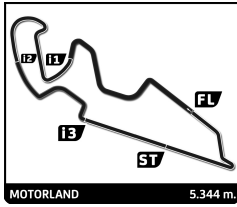
**Fastest Lap:** Lap 9 | Noah MONTEIRO | 1:58.142 | 162.8 Kph

CAR #57 - ALL LAPTIMES DELETED DUE TO TRACK LIMITS  
 CAR #22 - ALL LAPTIMES DELETED DUE TO TRACK LIMITS  
 CARS #23, #2, #5, #91, #39, #27 & #48 - FASTEST LAP DELETED - STEWARDS DECISION N°15

Published at: 14:50

Track Status: **DRY**

<b>Stewards:</b>			<b>Timekeeper:</b>	



# F4Spain

## ROUND 1 - MOTORLAND

### QUALIFYING 1

#### Final Classification by Class

No	Driver	Nat	Team	Car	Time	Lap Total	Gap	Kph
<b>R</b>								
1	81 Noah MONTEIRO	PRT	Campos Racing	Tatuus F4 T -421	1:58.142	9 10		162.8
2	4 Ean EYCKMANS	BEL	MP Motorsport	Tatuus F4 T -421	1:58.300	9 10	+0.158 +0.158	162.6
3	2 Vivek KANTHAN	USA	Campos Racing	Tatuus F4 T -421	1:58.491	10 10	+0.349 +0.191	162.4
4	25 Francisco MONARCA	ARG	Monlau Motorsport	Tatuus F4 T -421	1:58.947	10 10	+0.805 +0.456	161.7
5	5 Miguel COSTA	BRA	Campos Racing	Tatuus F4 T -421	1:58.999	10 10	+0.857 +0.052	161.7
6	6 Sacha VAN'T PAD BOSCH	NLD	T-Code by Amtog	Tatuus F4 T -421	1:59.146	7 10	+1.004 +0.147	161.5
7	33 Christopher EL FEGHALI	LBN	Drivex	Tatuus F4 T -421	1:59.151	9 10	+1.009 +0.005	161.5
8	91 Lorenzo CAMPOS	AGO	Monlau Motorsport	Tatuus F4 T -421	1:59.236	9 10	+1.094 +0.085	161.3
9	10 Niklas SCHAUFLER	AUT	KCL MP Motorsport	Tatuus F4 T -421	1:59.286	7 10	+1.144 +0.050	161.3
10	55 Emma FELBERMAYR	AUT	Rodin Motorsport	Tatuus F4 T -421	1:59.598	10 10	+1.456 +0.312	160.9
11	39 Santino PANETTA	ARG	TC Racing	Tatuus F4 T -421	1:59.780	7 10	+1.638 +0.182	160.6
12	70 Aleksandar BOGUNOVIC	SVN	GRS Team	Tatuus F4 T -421	1:59.883	7 10	+1.741 +0.103	160.5
13	17 Nacho TUÑON	ESP	Tecnicar by Amtog	Tatuus F4 T -421	1:59.886	9 10	+1.744 +0.003	160.5
14	14 Jean Paul KARRAS	GRC	Saintéloc Racing	Tatuus F4 T -421	1:59.998	9 10	+1.856 +0.112	160.3
15	41 Stepan SUSLOV	SWE	DXR	Tatuus F4 T -421	2:00.389	7 10	+2.247 +0.391	159.8
16	24 Kyuho LEE	KOR	Rodin Motorsport	Tatuus F4 T -421	2:00.397	10 10	+2.255 +0.008	159.8
17	71 Daniel DALLAKYAN	ARM	GRS Team	Tatuus F4 T -421	2:00.892	7 10	+2.750 +0.495	159.1
18	8 Philippe Armand KARRAS	GRC	Saintéloc Racing	Tatuus F4 T -421	2:01.373	7 9	+3.231 +0.481	158.5
<b>Max. qual. time: 2:06.411</b>								
57	Artem SEVERIUKHIN	KGZ	DXR	Tatuus F4 T -421		10		

CAR #57 - ALL LAPTIMES DELETED DUE TO TRACK LIMITS  
CAR #22 - ALL LAPTIMES DELETED DUE TO TRACK LIMITS  
CARS #23, #2, #5, #91, #39, #27 & #48 - FASTEST LAP DELETED - STEWARDS DECISION N°15

Published at: XX:XX:50

Track Status: **DRY**

Stewards:

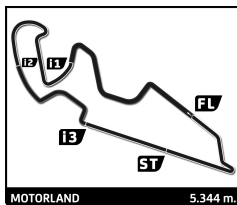
Pedro VILCHES

Noelia FRANCO

Mario Cordeiro FEF

Timekeeper:

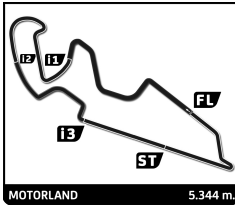
Alberto ESTÉBANEZ



## F4Spain ROUND 1 - MOTORLAND QUALIFYING 1

### Best Top Speed

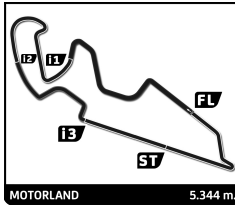
No Driver	Team	Class	Top 1		Top 2		Top 3		Top 4		Top 5		
			Kph	Lap	Kph	Lap	Kph	Lap	Kph	Lap	Kph	Lap	Avg
17 Nacho TUÑÓN	Tecnicar by Amtog	R	241.6	3	237.9	7	235.8	9	235.8	5	234.8	10	237,2
77 Andrej PETROVIC	T-Code by Amtog		241.1	6	237.9	10	237.9	8	237.4	9	236.8	7	238,2
81 Noah MONTEIRO	Campos Racing	R	241.1	7	238.4	10	237.9	6	237.9	3	237.4	8	238,5
25 Francisco MONARCA	Monlau Motorsport	R	240.5	6	238.9	9	238.4	10	238.4	3	237.9	8	238,8
46 Nathan TYE	Rodin Motorsport		240.5	6	238.4	7	237.4	10	237.4	3	235.8	9	237,9
4 Ean EYCKMANS	MP Motorsport	R	240.0	7	238.9	10	238.9	8	238.4	9	238.4	6	238,9
9 René LAMMERS	MP Motorsport		240.0	6	238.4	10	238.4	7	237.9	9	236.8	8	238,3
10 Niklas SCHAUFLER	KCL MP Motorsport	R	240.0	7	238.9	6	237.9	3	236.8	8	236.3	5	238,0
19 Matus RYBA	Griffin Core		240.0	7	238.9	6	238.4	4	237.4	8	234.3	9	237,8
27 Alexander JACOBY	Monlau Motorsport		240.0	6	237.4	10	235.8	8	235.8	7	235.8	5	237,0
32 Wiktor DOBRZANSKI	Tecnicar by Amtog		240.0	3	237.9	9	237.4	6	235.8	10	234.8	7	237,2
48 Gino TRAPPA	Drivex		240.0	4	239.5	7	238.4	6	237.4	10	236.8	8	238,4
5 Miguel COSTA	Campos Racing	R	239.5	3	238.9	7	237.9	6	236.3	10	236.3	9	237,8
22 Juan COTA	MP Motorsport		239.5	7	237.4	10	237.4	9	237.4	3	236.8	6	237,7
70 Aleksandar BOGUNOVIC	GRS Team	R	239.5	6	238.4	3	236.8	7	234.8	10	234.3	9	236,8
78 Alfio SPINA	TC Racing		239.5	6	236.8	7	235.3	10	235.3	5	235.3	4	236,4
99 Thomas STRAUVEN	Griffin Core		239.5	6	238.4	10	237.9	7	237.4	9	236.3	8	237,9
80 Alex POWELL	Saintéloc Racing		239.5	6	236.3	8	235.8	10	235.8	7	235.3	3	236,5
1 Hudson SCHWARTZ	KCL MP Motorsport		238.9	5	238.4	9	238.4	7	237.9	3	237.4	8	238,2
11 Reno FRANCO	KCL MP Motorsport		238.9	7	237.9	6	237.9	3	236.8	10	236.8	9	237,7
14 Jean Paul KARRAS	Saintéloc Racing	R	238.9	6	235.8	10	235.8	9	235.8	3	235.3	7	236,3
41 Stepan SUSLOV	DXR	R	238.9	6	236.8	3	236.3	7	234.8	10	234.3	8	236,2
55 Emma FELBERMAYR	Rodin Motorsport	R	238.9	6	236.8	10	236.3	7	236.3	3	235.3	9	236,7
88 Santiago BAZTARRICA	TC Racing		238.9	7	238.4	6	237.4	2	236.8	3	236.3	10	237,6
6 Sacha VAN'T PAD BOSCH	T-Code by Amtog	R	238.4	6	238.4	3	237.9	9	236.8	10	235.8	7	237,5
15 Edward ROBINSON	DXR		238.4	8	237.9	7	235.8	3	235.3	10	234.8	9	236,4
24 Kyuho LEE	Rodin Motorsport	R	238.4	6	235.3	10	235.3	7	234.8	4	234.8	3	235,7
39 Santino PANETTA	TC Racing	R	238.4	9	238.4	7	237.9	10	236.3	8	235.3	5	237,3
91 Lorenzo CAMPOS	Monlau Motorsport	R	238.4	6	237.4	10	237.4	7	236.3	9	235.8	8	237,1
2 Vivek KANTHAN	Campos Racing	R	237.9	3	237.4	7	237.4	4	236.3	10	236.3	6	237,1
33 Christopher EL FEGHALI	Drivex	R	237.9	6	236.3	10	236.3	7	236.3	5	235.8	3	236,5
37 Filippo FIORENTINO	Drivex		237.9	6	237.9	3	237.4	7	236.3	10	235.8	9	237,1
57 Artem SEVERIUKHIN	DXR	R	237.4	6	234.8	3	233.8	9	232.8	10	231.8	7	234,1
23 Jan PRZYROWSKI	Griffin Core		236.8	10	236.8	7	236.8	6	236.3	9	236.3	8	236,6
71 Daniel DALLAKYAN	GRS Team	R	236.3	9	236.3	6	234.8	2	234.3	10	234.3	7	235,2
8 Philippe Armand KARRAS	Saintéloc Racing	R	233.8	6	233.3	3	232.3	5	232.3	7	230.8	4	232,5



## F4Spain ROUND 1 - MOTORLAND QUALIFYING 1

### Best Sector Times

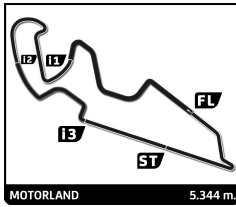
Sector 1			Sector 2			Sector 3			Sector 4			Pos	No	Ideal Lap	Best Lap		
Pos	No	Driver	Time	No	Driver	Time	No	Driver	Time	No	Driver						Time
1	99	T.STRAUVEN	30.405	81	N.MONTEIRO	30.679	9	R.LAMMERS	19.763	1	H.SCHWARTZ	37.033	1	81	1:58.142	1:58.142	(1)
2	2	V.KANTHAN	30.421	1	H.SCHWARTZ	30.756	77	A.PETROVIC	19.820	81	N.MONTEIRO	37.074	2	2	1:58.175	1:58.491	(5)
3	4	E.EYCKMANS	30.469	4	E.EYCKMANS	30.769	23	J.PRZYROWSKI	19.820	2	V.KANTHAN	37.075	3	99	1:58.194	1:58.246	(2)
4	1	H.SCHWARTZ	30.498	99	T.STRAUVEN	30.770	32	W.DOBZANSKI	19.826	22	J.COTA	37.099	4	4	1:58.198	1:58.300	(3)
5	81	N.MONTEIRO	30.508	77	A.PETROVIC	30.814	2	V.KANTHAN	19.846	99	T.STRAUVEN	37.101	5	1	1:58.296	1:58.708	(7)
6	9	R.LAMMERS	30.534	2	V.KANTHAN	30.833	4	E.EYCKMANS	19.855	4	E.EYCKMANS	37.105	6	9	1:58.356	1:58.455	(4)
7	23	J.PRZYROWSKI	30.555	46	N.TYE	30.840	33	C.EL FEGHALI	19.871	25	F.MONARCA	37.134	7	23	1:58.453	1:58.539	(6)
8	10	N.SCHAUFLE	30.566	6	S.VANT PAD BOSCH	30.849	22	J.COTA	19.878	27	A.JACOBY	37.134	8	77	1:58.546	1:58.834	(9)
9	22	J.COTA	30.574	5	M.COSTA	30.893	81	N.MONTEIRO	19.881	23	J.PRZYROWSKI	37.135	9	5	1:58.648	1:58.825	(8)
10	5	M.COSTA	30.635	9	R.LAMMERS	30.901	88	S.BAZTARRICA	19.883	91	L.CAMPOS	37.154	10	46	1:58.715	1:59.095	(13)
11	77	A.PETROVIC	30.639	39	S.PANETTA	30.911	6	S.VANT PAD BOSCH	19.884	9	R.LAMMERS	37.158	11	25	1:58.775	1:58.947	(10)
12	88	S.BAZTARRICA	30.641	91	L.CAMPOS	30.931	99	T.STRAUVEN	19.918	5	M.COSTA	37.160	12	11	1:58.825	1:59.245	(18)
13	11	R.FRANCOT	30.662	11	R.FRANCOT	30.938	46	N.TYE	19.932	33	C.EL FEGHALI	37.194	13	91	1:58.831	1:59.045	(11)
14	25	F.MONARCA	30.668	23	J.PRZYROWSKI	30.943	39	S.PANETTA	19.946	46	N.TYE	37.210	14	33	1:58.850	1:59.151	(16)
15	19	M.RYBA	30.670	33	C.EL FEGHALI	30.970	5	M.COSTA	19.960	11	R.FRANCOT	37.254	15	6	1:58.867	1:59.146	(15)
16	6	S.VANT PAD BOSCH	30.702	19	M.RYBA	30.994	11	R.FRANCOT	19.971	77	A.PETROVIC	37.273	16	10	1:58.934	1:59.286	(19)
17	78	A.SPINA	30.726	25	F.MONARCA	30.996	25	F.MONARCA	19.977	10	N.SCHAUFLE	37.313	17	19	1:58.991	1:59.220	(17)
18	46	N.TYE	30.733	78	A.SPINA	31.005	80	A.POWELL	19.983	37	F.FIORENTINO	37.321	18	88	1:59.000	1:59.143	(14)
19	91	L.CAMPOS	30.761	10	N.SCHAUFLE	31.050	91	L.CAMPOS	19.985	19	M.RYBA	37.341	19	39	1:59.061	1:59.061	(12)
20	33	C.EL FEGHALI	30.815	32	W.DOBZANSKI	31.070	19	M.RYBA	19.986	48	G.TRAPPA	37.354	20	27	1:59.152	1:59.644	(23)
21	39	S.PANETTA	30.816	80	A.POWELL	31.081	10	N.SCHAUFLE	20.005	39	S.PANETTA	37.388	21	78	1:59.286	1:59.552	(20)
22	17	N.TUÑON	30.877	88	S.BAZTARRICA	31.086	1	H.SCHWARTZ	20.009	88	S.BAZTARRICA	37.390	22	48	1:59.399	1:59.588	(21)
23	48	G.TRAPPA	30.879	48	G.TRAPPA	31.106	27	A.JACOBY	20.011	55	E.FELBERMAYR	37.427	23	32	1:59.478	1:59.754	(25)
24	27	A.JACOBY	30.882	27	A.JACOBY	31.125	41	S.SUSLOV	20.042	15	E.ROBINSON	37.431	24	80	1:59.541	1:59.670	(24)
25	80	A.POWELL	30.930	55	E.FELBERMAYR	31.127	48	G.TRAPPA	20.060	6	S.VANT PAD BOSCH	37.432	25	55	1:59.596	1:59.598	(22)
26	55	E.FELBERMAYR	30.951	70	A.BOGUNOVIC	31.143	14	J.KARRAS	20.065	70	A.BOGUNOVIC	37.434	26	37	1:59.641	1:59.934	(28)
27	37	F.FIORENTINO	30.985	17	N.TUÑON	31.146	55	E.FELBERMAYR	20.091	78	A.SPINA	37.434	27	70	1:59.675	1:59.883	(26)
28	70	A.BOGUNOVIC	30.995	14	J.KARRAS	31.205	70	A.BOGUNOVIC	20.103	41	S.SUSLOV	37.454	28	17	1:59.759	1:59.886	(27)
29	15	E.ROBINSON	30.995	37	F.FIORENTINO	31.208	24	K.LEE	20.113	14	J.KARRAS	37.505	29	15	1:59.788	2:00.072	(30)
30	32	W.DOBZANSKI	31.042	15	E.ROBINSON	31.230	78	A.SPINA	20.121	71	D.DALLAKYAN	37.509	30	14	1:59.823	1:59.998	(29)
31	14	J.KARRAS	31.048	41	S.SUSLOV	31.290	17	N.TUÑON	20.124	32	W.DOBZANSKI	37.540	31	41	2:00.042	2:00.389	(31)
32	24	K.LEE	31.159	24	K.LEE	31.295	37	F.FIORENTINO	20.127	80	A.POWELL	37.547	32	24	2:00.209	2:00.397	(32)
33	71	D.DALLAKYAN	31.203	71	D.DALLAKYAN	31.391	15	E.ROBINSON	20.132	17	N.TUÑON	37.612	33	71	2:00.432	2:00.892	(33)
34	57	A.SEVERIUKHIN	31.225	8	P.KARRAS	31.456	57	A.SEVERIUKHIN	20.253	24	K.LEE	37.642	34	8	2:00.796	2:01.373	(34)



## F4Spain ROUND 1 - MOTORLAND QUALIFYING 1

### Fastest Lap Sequence

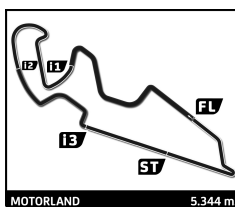
Elapsed	No	Driver	Team	Car	Class	Time	Kph	Lap
4:55.672	23	Jan PRZYROWSKI	Griffin Core	Tatuus F4 T -421		2:22.483	135.0	2
4:56.946	81	Noah MONTEIRO	Campos Racing	Tatuus F4 T -421	R	2:21.936	135.5	2
4:57.957	19	Matus RYBA	Griffin Core	Tatuus F4 T -421		2:21.425	136.0	2
5:09.268	25	Francisco MONARCA	Monlau Motorsport	Tatuus F4 T -421	R	2:05.198	153.7	2
5:10.762	88	Santiago BAZTARRICA	TC Racing	Tatuus F4 T -421		2:04.948	154.0	2
5:11.337	27	Alexander JACOBY	Monlau Motorsport	Tatuus F4 T -421		2:04.830	154.1	2
5:13.910	39	Santino PANETTA	TC Racing	Tatuus F4 T -421	R	2:04.746	154.2	2
6:57.192	23	Jan PRZYROWSKI	Griffin Core	Tatuus F4 T -421		2:01.520	158.3	3
8:56.941	23	Jan PRZYROWSKI	Griffin Core	Tatuus F4 T -421		1:59.749	160.7	4
8:59.084	2	Vivek KANTHAN	Campos Racing	Tatuus F4 T -421	R	1:59.665	160.8	4
9:21.152	99	Thomas STRAUVEN	Griffin Core	Tatuus F4 T -421		1:59.541	160.9	4
11:20.384	99	Thomas STRAUVEN	Griffin Core	Tatuus F4 T -421		1:59.232	161.4	5
12:59.175	4	Ean EYCKMANS	MP Motorsport	Tatuus F4 T -421	R	1:59.186	161.4	6
13:00.211	81	Noah MONTEIRO	Campos Racing	Tatuus F4 T -421	R	1:59.138	161.5	6
14:58.299	4	Ean EYCKMANS	MP Motorsport	Tatuus F4 T -421	R	1:59.124	161.5	7
15:19.667	99	Thomas STRAUVEN	Griffin Core	Tatuus F4 T -421		1:58.694	162.1	7
15:21.590	9	René LAMMERS	MP Motorsport	Tatuus F4 T -421		1:58.577	162.2	7
18:55.482	2	Vivek KANTHAN	Campos Racing	Tatuus F4 T -421	R	1:58.491	162.4	9
18:55.803	4	Ean EYCKMANS	MP Motorsport	Tatuus F4 T -421	R	1:58.300	162.6	9
18:56.473	81	Noah MONTEIRO	Campos Racing	Tatuus F4 T -421	R	1:58.142	162.8	9



# F4Spain ROUND 1 - MOTORLAND QUALIFYING 1

## Sector Analysis

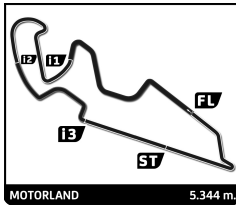
___ Invalidated Lap							■ Personal Best							■ Session Best							B Crossing the pit lane																																																														
Lap	Time	Sector 1	Sector 2	Sector 3	Sector 4	T.Sp	Lap	Time	Sector 1	Sector 2	Sector 3	Sector 4	T.Sp	Lap	Time	Sector 1	Sector 2	Sector 3	Sector 4	T.Sp	Lap	Time	Sector 1	Sector 2	Sector 3	Sector 4	T.Sp																																																								
<b>1</b> Hudson SCHWARTZ USA KCL MP Motorsport Tatuus F4 T -421							3	2:03.024	32.119	32.614	20.640	37.651	238.4	4	2:00.041	30.856	31.284	20.056	37.845	232.8	5	1:59.605	30.770	31.299	19.928	37.608	234.3	6	1:59.439	30.776	31.227	20.004	<b>37.432</b>	238.4	7	<b>1:59.146</b>	<b>30.702</b>	30.992	19.990	37.462	235.8	8	1:59.360	30.734	31.049	20.003	37.574	235.3	9	<b>1:59.371</b>	<b>30.963</b>	31.049	<b>19.884</b>	37.475	237.9	10	1:59.207	30.753	<b>30.849</b>	20.068	37.537	236.8																					
1	2:20.060	36.280	36.653	23.185	43.942	176.2	1	3:13.201 B	1:23.448	36.114	22.630	51.009	202.2	2	2:32.385	59.123	32.854	21.242	39.166	225.9	3	2:05.410	32.508	32.548	21.343	39.011	233.3	4	2:02.550	31.862	31.748	20.425	38.515	230.8	5	2:01.761	31.691	31.782	<b>20.281</b>	38.007	232.3	6	2:01.610	31.549	31.732	20.421	37.908	233.8	7	<b>2:01.373</b>	31.457	31.861	20.325	<b>37.730</b>	232.3	8	2:01.432	31.451	<b>31.456</b>	20.410	38.115	230.3	9	2:01.683	<b>31.329</b>	32.067	20.314	37.973	230.8														
<b>2</b> Vivek KANTHAN USA Campos Racing Tatuus F4 T -421							<b>8</b> Philippe Armand KARRAS GRC Saintéloc Racing Tatuus F4 T -421							1	2:24.936	44.292	35.807	22.954	41.883	206.5	2	2:32.965 B	38.894	43.829	22.343	47.899	189.1	3	2:24.642	50.752	33.532	21.424	38.934	229.3	4	2:00.399	30.983	31.294	20.128	37.994	234.8	5	2:00.867	31.094	31.180	20.206	38.387	234.8	6	1:59.204	30.838	31.090	20.118	<b>37.158</b>	240.0	7	1:58.577	30.616	30.918	19.878	37.165	238.4	8	1:58.844	30.659	30.987	19.824	37.374	236.8	9	<b>1:58.700</b>	<b>30.586</b>	<b>30.901</b>	19.924	37.289	237.9	10	<b>1:58.455</b>	<b>30.534</b>	30.978	<b>19.763</b>	37.180	238.4
1	2:34.045	55.573	35.483	23.141	39.848	213.0	<b>9</b> René LAMMERS NLD MP Motorsport Tatuus F4 T -421							1	2:22.654	39.061	37.440	23.044	43.109	203.8	2	2:34.715	39.993	43.885	22.384	48.453	121.1	3	2:06.405	35.278	<b>32.135</b>	20.560	38.432	237.9	4	2:00.331	31.112	31.237	20.292	37.690	235.3	5	2:00.976	30.853	31.350	20.112	38.661	236.3	6	2:00.881	31.961	31.257	20.094	37.569	238.9	7	<b>1:59.286</b>	30.918	<b>31.050</b>	<b>20.005</b>	<b>37.313</b>	240.0	8	1:59.386	30.750	<b>31.053</b>	20.125	37.458	236.8	9	1:59.443	<b>30.566</b>	31.180	20.271	37.426	235.8	10	2:11.399 B	30.702	31.090	20.155	49.452	217.7
2	2:22.684	32.601	42.488	25.278	42.317	186.5	<b>10</b> Niklas SCHAUFLER AUT KCL MP Motorsport Tatuus F4 T -421							1	2:36.015	52.046	40.525	22.650	40.794	227.4	2	2:22.570	32.684	42.461	25.676	41.749	168.7	3	2:04.412	33.235	31.949	20.866	38.362	237.9	4	2:00.337	31.248	31.281	20.161	37.647	234.8	5	2:01.996	31.131	31.998	20.522	38.345	235.8	6	1:59.574	31.093	31.092	20.059	37.330	237.9	7	<b>1:59.245</b>	30.894	<b>30.938</b>	<b>19.971</b>	37.442	238.9	8	1:59.279	<b>30.662</b>	31.070	20.092	37.455	235.3														
3	2:02.690	32.175	31.663	20.534	38.318	237.9	<b>11</b> Reno FRANCO NLD KCL MP Motorsport Tatuus F4 T -421							1	3:11.728 B	1:22.415	36.101	22.620	50.592	190.5	2	2:34.234	1:00.012	32.829	20.774	40.619	210.5																																																								
4	1:59.665	30.960	31.107	20.169	37.429	237.4																																																																													
5	1:59.899	30.896	31.185	20.253	37.565	233.8																																																																													
6	1:59.580	30.848	31.228	20.203	37.301	236.3																																																																													
7	1:59.432	30.815	31.173	20.084	37.360	237.4																																																																													
8	1:58.996	30.720	30.984	20.011	37.281	235.3																																																																													
9	<b>1:58.491</b>	<b>30.421</b>	<b>30.833</b>	19.991	37.246	235.8																																																																													
10	<b>1:58.491</b>	30.604	30.966	<b>19.846</b>	<b>37.075</b>	236.3																																																																													
<b>4</b> Ean EYCKMANS BEL MP Motorsport Tatuus F4 T -421																																																																																			
1	2:21.889	39.838	36.159	22.778	43.114	218.2																																																																													
2	2:35.289	39.485	44.383	22.468	48.953	125.6																																																																													
3	2:03.136	32.341	31.881	20.561	38.353	237.4																																																																													
4	2:00.019	31.159	31.145	20.067	37.648	235.3																																																																													
5	1:59.656	30.901	31.163	19.903	37.689	234.8																																																																													
6	1:59.186	30.904	30.933	20.083	37.266	238.4																																																																													
7	1:59.124	30.797	31.008	20.001	37.318	240.0																																																																													
8	1:59.204	30.787	31.016	19.876	37.525	238.9																																																																													
9	<b>1:58.300</b>	<b>30.469</b>	<b>30.769</b>	<b>19.855</b>	37.207	238.4																																																																													
10	1:58.559	30.575	31.021	19.858	<b>37.105</b>	238.9																																																																													
<b>5</b> Miguel COSTA BRA Campos Racing Tatuus F4 T -421																																																																																			
1	2:35.684	57.864	35.242	22.767	39.811	226.4																																																																													
2	2:21.998	32.709	41.861	25.854	41.574	191.5																																																																													
3	2:03.781	33.165	32.010	20.847	37.759	239.5																																																																													
4	2:00.607	31.298	31.267	20.345	37.697	236.3																																																																													
5	<b>2:01.073</b>	<b>31.578</b>	<b>31.741</b>	20.148	37.606	235.3																																																																													
6	<b>1:59.683</b>	31.088	<b>31.267</b>	<b>19.960</b>	37.368	237.9																																																																													
7	1:59.338	30.962	31.066	19.988	37.322	238.9																																																																													
8	1:59.277	30.847	30.999	19.984	37.447	236.3																																																																													
9	<b>1:58.825</b>	<b>30.635</b>	<b>30.893</b>	19.973	37.324	236.3																																																																													
10	<b>1:58.999</b>	30.749	31.058	20.032	<b>37.160</b>	236.3																																																																													
<b>6</b> Sacha VAN'T PAD BOSCH NLD T-Code by Amtog Tatuus F4 T -421																																																																																			
1	3:11.728 B	1:22.415	36.101	22.620	50.592	190.5																																																																													
2	2:34.234	1:00.012	32.829	20.774	40.619	210.5																																																																													



# F4Spain ROUND 1 - MOTORLAND QUALIFYING 1

## Sector Analysis

Lap 9							Lap 10							Lap 1							Lap 2							Lap 3							Lap 4							Lap 5							Lap 6							Lap 7							Lap 8							Lap 9							Lap 10						
Lap	Time	Sector 1	Sector 2	Sector 3	Sector 4	T.Sp	Lap	Time	Sector 1	Sector 2	Sector 3	Sector 4	T.Sp	Lap	Time	Sector 1	Sector 2	Sector 3	Sector 4	T.Sp	Lap	Time	Sector 1	Sector 2	Sector 3	Sector 4	T.Sp	Lap	Time	Sector 1	Sector 2	Sector 3	Sector 4	T.Sp	Lap	Time	Sector 1	Sector 2	Sector 3	Sector 4	T.Sp	Lap	Time	Sector 1	Sector 2	Sector 3	Sector 4	T.Sp																																			
9	2:01.355	30.765	32.908	20.375	37.307	236.8	10	1:58.925	<u>30.727</u>	<u>30.942</u>	20.002	<b>37.254</b>	236.8	1	<u>2:25.362</u>	<u>44.775</u>	<u>35.561</u>	<u>23.162</u>	<u>41.864</u>	210.9	2	<u>2:30.673</u>	<u>36.495</u>	<u>42.977</u>	<u>22.128</u>	<u>49.073</u>	121.2	3	<u>2:02.032</u>	<u>32.208</u>	<u>31.740</u>	<u>20.332</u>	<u>37.752</u>	237.4	4	<u>1:59.869</u>	<u>31.058</u>	<u>31.183</u>	<u>20.048</u>	<u>37.580</u>	235.8	5	<u>1:59.816</u>	<u>30.987</u>	<u>31.187</u>	<u>20.014</u>	<u>37.628</u>	234.8	6	<u>1:59.321</u>	<u>30.879</u>	<u>31.064</u>	<u>20.011</u>	<u>37.367</u>	236.8	7	<u>1:59.234</u>	<u>30.813</u>	<u>31.010</u>	<u>20.041</u>	<u>37.370</u>	239.5	8	<u>1:59.573</u>	<u>30.756</u>	<u>31.192</u>	<u>19.899</u>	<u>37.726</u>	235.3	9	<u>1:58.880</u>	<b>30.574</b>	<b>30.899</b>	<u>20.023</u>	<u>37.384</u>	237.4	10	<u>1:58.743</u>	<u>30.525</u>	<u>31.241</u>	<b>19.878</b>	<b>37.099</b>	237.4
<b>14</b>	<b>Jean Paul KARRAS</b>					GRC	Sainteloc Racing					Tatuus F4 T -421																																																																							
1	2:57.906	B 1:09.724	36.030	22.760	49.392	206.5	2	2:30.671	57.313	33.400	21.350	38.608	232.3	3	<u>2:03.249</u>	<u>31.887</u>	<u>32.206</u>	<u>21.226</u>	<u>37.930</u>	235.8	4	2:01.825	31.337	31.966	20.457	38.065	231.8	5	2:01.209	31.494	31.588	20.285	37.842	232.8	6	2:00.836	31.330	31.497	20.475	37.534	238.9	7	2:00.619	31.538	31.320	20.256	<b>37.505</b>	235.3	8	2:00.323	31.233	31.389	<b>20.065</b>	37.636	233.8	9	<b>1:59.998</b>	<b>31.048</b>	<b>31.205</b>	20.222	37.523	235.8	10	2:00.376	31.214	31.316	20.258	37.588	235.8														
<b>15</b>	<b>Edward ROBINSON</b>					ESP	DXR					Tatuus F4 T -421																																																																							
1	2:39.903	1:01.530	35.335	22.380	40.658	199.6	2	2:22.167	32.323	41.620	24.690	43.534	178.5	3	2:03.568	31.753	32.151	20.881	38.783	235.8	4	2:01.139	31.247	31.507	20.468	37.917	233.3	5	2:00.946	31.363	31.568	<b>20.132</b>	37.883	234.3	6	<u>2:02.682</u>	31.268	<u>31.489</u>	21.372	38.553	228.3	7	<u>2:00.168</u>	31.189	<u>31.398</u>	20.150	<b>37.431</b>	237.9	8	2:00.296	31.151	31.363	20.228	37.554	238.4	9	<b>2:00.072</b>	31.089	<b>31.230</b>	20.184	37.569	234.8	10	2:01.681	<b>30.995</b>	31.359	21.459	37.868	235.3														
<b>17</b>	<b>Nacho TUÑON</b>					ESP	Tecnicar by Amtog					Tatuus F4 T -421																																																																							
1	3:14.437	B 1:23.214	37.498	23.318	50.407	226.9	2	2:32.586	58.833	33.170	21.711	38.872	234.3	3	2:03.007	31.950	32.132	21.207	37.718	241.6	4	2:01.278	31.326	31.512	20.262	38.178	234.8	5	2:01.657	31.687	31.698	20.296	37.976	235.8	6	<u>2:00.580</u>	31.268	<u>31.381</u>	20.295	37.636	234.3	7	<u>2:00.314</u>	31.095	<u>31.438</u>	20.169	<b>37.612</b>	237.9	8	2:00.130	31.007	31.200	20.162	37.761	233.8	9	<b>1:59.886</b>	<b>30.877</b>	31.211	20.178	37.620	235.8	10	<u>1:59.838</u>	<u>30.916</u>	<b>31.146</b>	<b>20.124</b>	37.652	234.8														
<b>19</b>	<b>Matus RYBA</b>					SVK	Griffin Core					Tatuus F4 T -421																																																																							
1	2:36.532	58.924	35.161	22.201	40.246	228.3	2	2:21.425	32.475	41.750	25.783	41.417	185.6	3	2:03.925	33.065	32.238	20.829	37.793	231.3	4	2:00.606	31.214	31.364	20.248	37.780	238.4	5	2:01.789	31.072	32.218	20.160	38.339	224.1	6	1:59.801	30.993	31.221	20.246	<b>37.341</b>	238.9	7	1:59.497	30.882	31.104	20.093	37.418	240.0	8	<u>2:00.492</u>	<u>30.937</u>	31.970	20.210	37.375	237.4	9	<b>1:59.220</b>	<b>30.670</b>	<b>30.994</b>	20.071	37.485	234.3	10	<u>2:09.662</u>	B 30.817	<u>31.200</u>	<b>19.986</b>	47.659	219.1														
<b>22</b>	<b>Juan COTA</b>					ESP	MP Motorsport					Tatuus F4 T -421																																																																							
<b>23</b>	<b>Jan PRZYROWSKI</b>					POL	Griffin Core					Tatuus F4 T -421																																																																							
1	2:33.189	55.028	35.647	22.801	39.713	220.4	2	2:22.483	32.533	42.976	24.029	42.945	171.4	3	2:01.520	31.841	31.627	20.175	37.877	234.8	4	1:59.749	31.020	31.246	19.955	37.528	235.3	5	<u>1:59.774</u>	<u>30.938</u>	31.290	19.951	37.595	235.3	6	<u>1:59.553</u>	30.878	<u>31.065</u>	20.026	37.584	236.8	7	1:59.150	30.769	31.035	19.912	37.434	236.8	8	1:59.264	30.787	31.105	<b>19.820</b>	37.552	236.3	9	<b>1:58.633</b>	30.588	<b>30.943</b>	19.859	37.243	236.3	10	<u>1:58.539</u>	<b>30.555</b>	31.009	19.840	<b>37.135</b>	236.8														
<b>24</b>	<b>Kyuhu LEE</b>					KOR	Rodin Motorsport					Tatuus F4 T -421																																																																							
1	2:41.745	B 51.663	36.219	23.003	50.860	202.2	2	2:42.917	1:07.186	34.085	21.760	39.886	229.3	3	2:03.919	32.530	32.584	20.703	38.102	234.8	4	2:02.429	31.434	31.873	21.016	38.106	234.8	5	<u>2:01.627</u>	31.583	<u>31.615</u>	20.340	38.089	232.8	6	<u>2:01.264</u>	31.396	<u>31.590</u>	20.481	37.797	238.4	7	2:00.774	31.268	31.393	20.344	37.769	235.3	8	2:00.869	31.397	31.492	<b>20.113</b>	37.867	234.3	9	2:00.652	<b>31.159</b>	31.309	20.195	37.989	233.8	10	<b>2:00.397</b>	31.269	<b>31.295</b>	20.191	<b>37.642</b>	235.3														
<b>25</b>	<b>Francisco MONARCA</b>					ARG	Monlau Motorsport					Tatuus F4 T -421																																																																							
1	3:04.070	1:25.277	35.987	23.097	39.709	227.4	2	2:05.198	32.637	32.810	21.264	38.487	234.3	3	2:01.668	31.687	31.718	20.561	37.702	238.4	4	2:00.633	31.281	31.435	20.293	37.624	235.3	5	1:59.891	31.260	31.274	<b>19.977</b>	37.380	236.8	6	2:02.544	30.851	31.222	20.267	40.204	240.5	7	2:02.439	31.059	31.418	20.169	39.793	217.7	8	1:59.870	30.903	31.463	20.095	37.409	237.9	9	1:59.020	30.695	31.056	20.135	<b>37.134</b>	238.9	10	<b>1:58.947</b>	<b>30.668</b>	<b>30.996</b>	20.018	37.265	238.4														
<b>27</b>	<b>Alexander JACOBY</b>					BRA	Monlau Motorsport					Tatuus F4 T -421																																																																							
1	3:06.507	1:27.345	35.876	22.749	40.537	208.1	2	2:04.830	32.753	32.201	21.078	38.798	233.3	3	2:06.662	32.968	31.938	20.657	41.099	200.7	4	2:05.882	31.669	31.886	21.183	41.144	206.9	5	2:01.736	31.706	31.652	20.702	37.676	235.8																																																	



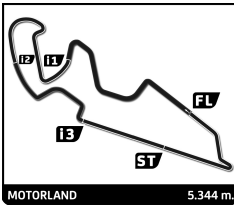
# F4Spain ROUND 1 - MOTORLAND QUALIFYING 1

## Sector Analysis

— Invalidated Lap    ■ Personal Best    ■ Session Best    B Crossing the pit lane

Lap	Time	Sector 1	Sector 2	Sector 3	Sector 4	T.Spd	Lap	Time	Sector 1	Sector 2	Sector 3	Sector 4	T.Spd
<b>32</b> Wiktor DOBRZANSKI POL													
Tecnicar by Amtog Tatuus F4 T -421													
1	3:16.330	B	1:24.203	37.241	23.918	50.968	213.0						
2	2:32.538	58.588	32.986	21.156	39.808	211.8							
3	2:01.826	31.509	31.928	20.451	37.938	240.0							
4	2:01.151	31.154	31.511	20.152	38.334	231.8							
5	2:02.609	32.001	31.556	20.396	38.656	229.3							
6	2:00.479	31.132	31.476	20.279	37.592	237.4							
7	2:00.366	31.119	31.474	20.233	37.540	234.8							
8	2:00.263	31.054	31.210	20.103	37.896	233.8							
9	1:59.920	31.042	31.262	20.032	37.584	237.9							
10	1:59.754	31.115	31.070	19.826	37.743	235.8							
<b>33</b> Christopher EL FEGHALI LBN													
Drivex Tatuus F4 T -421													
1	2:45.471	B	59.510	35.488	21.949	48.524	213.9						
2	2:39.570	1:07.431	32.990	20.845	38.304	227.8							
3	2:02.096	31.819	31.923	20.391	37.963	235.8							
4	2:00.442	31.216	31.353	20.243	37.630	235.3							
5	2:00.135	31.036	31.280	20.080	37.739	236.3							
6	2:00.747	31.603	31.477	20.166	37.501	237.9							
7	1:59.640	31.010	31.161	19.990	37.479	236.3							
8	1:59.591	31.143	31.159	19.951	37.338	235.3							
9	1:59.151	30.815	30.970	19.871	37.495	233.8							
10	1:59.257	30.904	31.042	20.117	37.194	236.3							
<b>37</b> Filippo FIORENTINO BRA													
Drivex Tatuus F4 T -421													
1	2:39.343	1:01.079	35.342	22.357	40.565	216.4							
2	2:22.048	32.421	40.993	25.230	43.404	172.5							
3	2:02.657	31.819	32.038	20.733	38.067	237.9							
4	2:01.872	31.516	31.661	20.293	38.402	233.3							
5	2:00.893	31.307	31.555	20.256	37.775	234.8							
6	2:00.266	31.079	31.430	20.288	37.469	237.9							
7	1:59.916	31.135	31.333	20.127	37.321	237.4							
8	2:02.152	31.018	31.472	21.603	38.059	232.8							
9	1:59.978	31.015	31.208	20.240	37.515	235.8							
10	1:59.934	30.985	31.405	20.127	37.417	236.3							
<b>39</b> Santino PANETTA ARG													
TC Racing Tatuus F4 T -421													
1	3:09.164	1:28.840	35.183	23.011	42.130	194.2							
2	2:04.746	32.574	32.227	20.798	39.147	218.6							
3	2:02.560	31.540	31.971	20.818	38.231	233.8							
4	2:00.712	31.170	31.384	20.224	37.934	234.3							
5	2:00.271	31.158	31.319	20.196	37.598	235.3							
6	2:03.819	31.153	31.507	20.414	40.745	216.9							
7	1:59.780	30.956	31.183	20.242	37.399	238.4							
8	2:00.037	30.971	31.547	19.979	37.540	236.3							
9	2:00.018	31.144	31.237	20.215	37.422	238.4							
10	1:59.061	30.816	30.911	19.946	37.388	237.9							
<b>41</b> Stepan SUSLOV SWE													
DXR Tatuus F4 T -421													
1	2:40.813	1:02.380	35.358	22.391	40.684	211.4							
2	2:22.068	32.426	41.086	24.769	43.787	172.2							
3	2:03.321	32.002	31.956	20.540	38.823	236.8							
4	2:01.633	31.352	31.675	20.345	38.261	232.8							
5	2:01.203	31.361	31.733	20.223	37.886	233.3							
6	2:00.705	31.256	31.706	20.289	37.454	238.9							
7	2:00.389	31.313	31.480	20.042	37.554	236.3							
8	2:00.913	31.226	31.505	20.160	38.022	234.3							
9	2:01.879	31.417	31.420	20.265	38.777	214.7							
10	2:00.741	31.057	31.290	20.702	37.692	234.8							
<b>46</b> Nathan TYE GBR													
Rodin Motorsport Tatuus F4 T -421													
1	2:40.298	B	50.860	35.651	23.081	50.706	189.8						
2	2:39.862	1:07.140	32.967	21.187	38.568	226.9							
3	2:04.143	32.122	32.337	20.864	38.820	237.4							
4	2:00.554	31.231	31.409	20.120	37.794	235.3							
5	2:00.388	31.068	31.411	20.305	37.604	235.3							
6	1:59.575	31.008	31.298	20.059	37.210	240.5							
7	1:59.395	30.974	30.985	20.039	37.397	238.4							
8	2:00.828	30.823	31.348	20.319	38.338	235.8							
9	1:59.095	30.733	31.052	19.932	37.378	235.8							
10	1:58.828	30.740	30.840	20.038	37.210	237.4							
<b>48</b> Gino TRAPPA ARG													
Drivex Tatuus F4 T -421													
1	2:38.467	1:00.354	35.497	22.407	40.209	215.6							
2	2:22.176	32.694	41.014	25.404	43.064	164.6							
3	2:04.314	32.401	32.766	20.692	38.455	233.3							
4	2:00.425	31.028	31.505	20.354	37.538	240.0							
5	2:00.947	31.165	31.289	20.230	38.263	236.3							
6	2:01.956	31.071	31.571	21.262	38.052	238.4							
7	1:59.588	31.042	31.127	20.060	37.359	239.5							
8	2:00.225	30.991	31.106	20.397	37.731	236.8							
9	1:59.956	30.923	31.391	20.103	37.539	236.3							
10	1:59.630	30.879	31.310	20.087	37.354	237.4							
<b>55</b> Emma FELBERMAYR AUT													
Rodin Motorsport Tatuus F4 T -421													
1	2:44.067	B	54.207	36.156	24.166	49.538	198.5						
2	2:42.975	1:08.510	33.908	21.617	38.940	227.8							
3	2:04.274	32.726	32.397	21.053	38.098	236.3							
4	2:03.400	31.703	32.577	20.802	38.318	233.3							
5	2:01.414	31.397	31.775	20.368	37.874	233.8							
6	2:00.557	31.211	31.477	20.339	37.530	238.9							
7	2:00.481	31.171	31.398	20.387	37.525	236.3							
8	2:00.722	31.171	31.585	20.226	37.740	234.3							
9	1:59.865	31.081	31.234	20.091	37.459	235.3							
10	1:59.598	30.951	31.127	20.093	37.427	236.8							
<b>57</b> Artem SEVERIUKHIN KGZ													
DXR Tatuus F4 T -421													
1	2:44.442	1:04.355	36.021	22.916	41.150	222.2							
2	2:19.313	32.973	38.325	24.044	43.971	150.8							



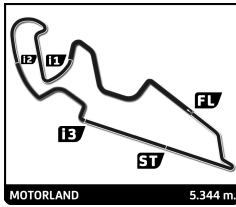


# F4Spain ROUND 1 - MOTORLAND QUALIFYING 1

## Sector Analysis

— Invalidated Lap    ■ Personal Best    ■ Session Best    B Crossing the pit lane

Lap	Time	Sector 1	Sector 2	Sector 3	Sector 4	T.Sp	Lap	Time	Sector 1	Sector 2	Sector 3	Sector 4	T.Sp
3	2:02.908	32.016	32.119	20.543	38.230	234.8	8	1:59.728	30.962	31.005	20.121	37.640	234.8
4	2:02.095	31.441	31.761	20.369	38.524	228.3	9	1:59.552	30.726	31.237	20.155	37.434	234.8
5	2:01.575	31.554	31.660	20.433	37.928	231.3	10	2:00.406	30.749	31.005	21.012	37.640	235.3
6	2:01.840	31.396	31.718	20.717	38.009	237.4	<b>80 Alex POWELL</b> USA						
7	2:01.008	31.225	31.408	20.253	38.122	231.8	Saintéloc Racing Tatuus F4 T -421						
8	2:00.741	31.147	31.435	20.353	37.806	230.8	1	2:55.412 B	1:07.457	36.024	22.572	49.359	208.5
9	2:00.600	31.182	31.361	20.273	37.784	233.8	2	2:31.821	58.658	33.031	21.362	38.770	226.4
10	2:00.655	30.977	31.456	20.532	37.690	232.8	3	2:01.981	31.853	31.853	20.496	37.779	235.3
<b>70 Aleksandar BOGUNOVIC</b> SVN							4	2:01.141	31.206	31.652	20.394	37.889	233.8
GRS Team Tatuus F4 T -421							5	2:00.704	31.139	31.612	20.096	37.857	233.3
1	3:17.046	1:36.856	35.553	23.144	41.493	221.8	6	2:00.263	31.029	31.432	20.255	37.547	239.5
2	2:06.458	32.668	33.460	21.836	38.494	231.8	7	2:00.172	31.051	31.317	20.152	37.652	235.8
3	2:03.141	31.721	31.776	20.876	38.768	238.4	8	2:00.033	31.106	31.313	19.983	37.631	236.3
4	2:01.609	31.084	31.543	20.402	38.580	219.5	9	1:59.670	30.947	31.088	20.049	37.586	234.3
5	2:00.246	31.121	31.314	20.103	37.708	232.8	10	1:59.839	30.930	31.081	20.281	37.547	235.8
6	2:00.680	31.199	31.569	20.340	37.572	239.5	<b>81 Noah MONTEIRO</b> PRT						
7	1:59.883	31.041	31.266	20.142	37.434	236.8	Campos Racing Tatuus F4 T -421						
8	2:00.193	31.113	31.229	20.134	37.717	233.8	1	2:35.010	56.527	35.509	22.777	40.197	203.4
9	1:59.717	30.892	31.143	20.112	37.570	234.3	2	2:21.936	32.696	41.760	26.005	41.475	191.5
10	2:00.053	30.995	31.254	20.263	37.541	234.8	3	2:03.623	33.359	32.014	20.630	37.620	237.9
<b>71 Daniel DALLAKYAN</b> ARM							4	2:00.775	31.200	31.295	20.838	37.442	233.3
GRS Team Tatuus F4 T -421							5	1:59.729	30.981	31.201	19.987	37.560	235.3
1	3:17.758	1:35.785	36.584	23.798	41.591	221.8	6	1:59.138	30.845	31.030	20.025	37.238	237.9
2	2:10.372	33.058	33.723	24.790	38.801	234.8	7	1:59.194	30.863	31.043	19.986	37.302	241.1
3	2:05.459	32.002	32.211	21.260	39.986	213.4	8	1:58.926	30.835	30.882	19.960	37.249	237.4
4	2:02.080	31.601	31.786	20.573	38.120	233.8	9	1:58.142	30.508	30.679	19.881	37.074	235.8
5	2:01.409	31.370	31.627	20.468	37.944	233.3	10	1:58.607	30.557	30.929	19.993	37.128	238.4
6	2:01.045	31.333	31.510	20.531	37.671	236.3	<b>88 Santiago BAZTARRICA</b> ARG						
7	2:00.892	31.325	31.566	20.398	37.603	234.3	TC Racing Tatuus F4 T -421						
8	2:01.005	31.203	31.391	20.476	37.935	232.8	1	3:05.814	1:28.318	35.280	22.690	39.526	226.4
9	2:07.782	37.978	31.713	20.443	37.648	236.3	2	2:04.948	32.917	32.330	20.938	38.763	237.4
10	2:00.426	31.246	31.342	20.329	37.509	234.3	3	2:01.871	31.650	31.784	20.466	37.971	236.8
<b>77 Andrej PETROVIC</b> SRB							4	2:00.377	31.099	31.456	20.032	37.790	233.3
T-Code by Amtog Tatuus F4 T -421							5	1:59.928	30.930	31.398	19.883	37.717	234.8
1	3:10.384 B	1:21.182	36.168	22.715	50.319	194.2	6	1:59.663	30.956	31.263	19.915	37.529	238.4
2	2:34.781	59.706	32.923	21.251	40.901	193.9	7	2:00.317	31.238	31.324	20.146	37.609	238.9
3	2:02.955	31.264	31.880	20.970	38.841	220.0	8	1:59.902	31.034	31.130	20.156	37.582	235.3
4	1:59.697	30.819	31.298	19.949	37.631	236.3	9	1:59.229	30.653	31.116	20.070	37.390	236.3
5	1:59.458	30.795	31.208	20.032	37.423	236.8	10	1:59.143	30.641	31.086	19.989	37.427	236.3
6	1:59.382	30.882	31.130	20.065	37.305	241.1	<b>91 Lorenzo CAMPOS</b> AGO						
7	1:59.127	30.909	31.035	19.878	37.305	236.8	Monlau Motorsport Tatuus F4 T -421						
8	1:58.993	30.772	30.975	19.820	37.426	237.9	1	3:05.170	1:26.213	35.491	23.140	40.326	212.2
9	1:58.834	30.639	31.058	19.864	37.273	237.4	2	2:05.556	32.817	32.481	21.301	38.957	233.3
10	1:59.107	30.810	30.814	19.972	37.511	237.9	3	2:07.237	33.025	31.869	20.693	41.650	235.8
<b>78 Alfio SPINA</b> ITA							4	2:05.638	32.132	31.519	20.768	41.219	206.9
TC Racing Tatuus F4 T -421							5	2:00.646	31.342	31.414	20.263	37.627	234.3
1	3:15.783	1:33.372	35.481	22.715	44.215	184.9	6	1:59.913	31.015	31.283	20.259	37.356	238.4
2	2:06.575	33.304	33.016	21.234	39.021	220.4	7	1:59.270	30.889	31.096	20.131	37.154	237.4
3	2:03.627	31.673	31.733	20.651	39.570	233.8	8	1:59.490	30.999	31.233	19.985	37.273	235.8
4	2:00.873	31.208	31.573	20.254	37.838	235.3	9	1:59.236	30.811	30.955	20.155	37.315	236.3
5	2:00.803	31.134	31.284	20.382	38.003	235.3	10	1:59.045	30.761	30.931	20.095	37.258	237.4
6	2:02.824	31.916	32.375	20.493	38.040	239.5							
7	2:00.079	31.110	31.070	20.440	37.459	236.8							



# F4Spain

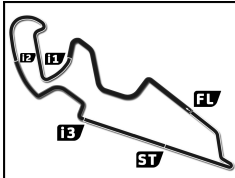
## ROUND 1 - MOTORLAND

### QUALIFYING 1

### Sector Analysis

— Invalidated Lap    ■ Personal Best    ■ Session Best    B Crossing the pit lane

Lap	Time	Sector 1	Sector 2	Sector 3	Sector 4	T.Sp	Lap	Time	Sector 1	Sector 2	Sector 3	Sector 4	T.Sp	
<b>99</b>	<b>Thomas STRAUVEN</b>						BEL							
	Griffin Core						Tatuus F4 T -421							
1	2:32.800	54.661	35.837	22.599	39.703	225.0								
2	2:27.565 <b>B</b>	32.237	43.067	23.469	48.792	191.5								
3	2:21.246	50.172	31.745	20.741	38.588	228.3								
4	1:59.541	30.780	31.078	20.108	37.575	234.3								
5	1:59.232	30.801	31.100	<b>19.918</b>	37.413	235.3								
6	2:00.589	30.730	31.217	20.097	38.545	239.5								
7	1:58.694	30.652	30.881	19.942	37.219	237.9								
8	1:59.111	30.795	30.886	19.924	37.506	236.3								
9	1:58.365	<b>30.405</b>	30.837	19.942	37.181	237.4								
10	<b>1:58.246</b>	30.454	<b>30.770</b>	19.921	<b>37.101</b>	238.4								



MOTORLAND 5.344 m.

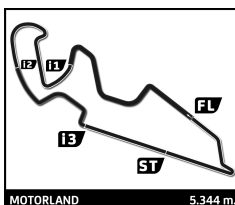
# F4Spain

## ROUND 1 - MOTORLAND

### QUALIFYING 1

#### Flag Analysis

Flag	Time
	GREEN FLAG 11:55:00.000
	CHEQUERED FLAG 12:15:00.000



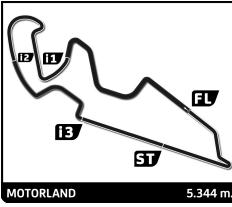
# F4Spain

## ROUND 1 - MOTORLAND

### QUALIFYING 1

### Track Limits Analysis

No	Driver	Team	T.L. Nr	Camera	Lap	Time	Total Infractions:
5	Miguel COSTA	Campos Racing	1	Turn 9	5	12:04:54.280	<input type="text" value="2"/>
5	Miguel COSTA	Campos Racing	2	Turn 5	5	12:04:31.576	
5	Miguel COSTA	Campos Racing	3	Turn 9	6	12:06:54.570	
6	Sacha VAN'T PAD BOSCH	T-Code by Amtog	1	Turn 1	9	12:12:56.367	<input type="text" value="1"/>
9	René LAMMERS	MP Motorsport	1	Turn 5	9	12:12:49.905	<input type="text" value="1"/>
10	Niklas SCHAUFLE	KCL MP Motorsport	1	Turn 9	3	12:00:53.533	<input type="text" value="2"/>
10	Niklas SCHAUFLE	KCL MP Motorsport	2	Turn 9	8	12:10:56.103	
11	Reno FRANCO	KCL MP Motorsport	1	Turn 9	10	12:14:55.137	<input type="text" value="1"/>
11	Reno FRANCO	KCL MP Motorsport	2	Turn 5	10	12:14:33.841	
14	Jean Paul KARRAS	Saintéloc Racing	1	Turn 5	3	12:00:57.893	<input type="text" value="1"/>
15	Edward ROBINSON	DXR	1	Turn 9	6	12:06:59.500	<input type="text" value="2"/>
15	Edward ROBINSON	DXR	2	Turn 9	7	12:09:01.954	
17	Nacho TUÑÓN	Tecnicar by Amtog	1	Turn 9	6	12:07:44.479	<input type="text" value="3"/>
17	Nacho TUÑÓN	Tecnicar by Amtog	2	Turn 9	7	12:09:44.963	
17	Nacho TUÑÓN	Tecnicar by Amtog	3	Turn 9	10	12:15:17.160	
19	Matus RYBA	Griffin Core	1	Turn 1	8	12:10:13.234	<input type="text" value="2"/>
19	Matus RYBA	Griffin Core	2	Turn 9	10	12:14:53.937	
22	Juan COTA	MP Motorsport	1	Turn 9	5	12:04:48.205	<input type="text" value="5"/>
22	Juan COTA	MP Motorsport	2	Turn 5	5	12:04:28.376	
22	Juan COTA	MP Motorsport	3	Turn 9	6	12:06:48.623	
22	Juan COTA	MP Motorsport	4	Turn 9	7	12:08:47.339	
22	Juan COTA	MP Motorsport	5	Turn 1	6	12:06:07.962	
22	Juan COTA	MP Motorsport	6	Turn 1	7	12:08:07.103	
22	Juan COTA	MP Motorsport	7	Turn 9	9	12:12:46.475	
22	Juan COTA	MP Motorsport	8	Turn 9	10	12:14:45.228	
22	Juan COTA	MP Motorsport	9	Turn 1	10	12:14:04.824	
23	Jan PRZYROWSKI	Griffin Core	1	Turn 5	5	12:04:25.981	
23	Jan PRZYROWSKI	Griffin Core	2	Turn 9	6	12:06:47.692	
24	Kyuho LEE	Rodin Motorsport	1	Turn 7	5	12:05:10.724	<input type="text" value="2"/>
24	Kyuho LEE	Rodin Motorsport	2	Turn 9	6	12:07:24.494	
27	Alexander JACOBY	Monlau Motorsport	1	Turn 5	7	12:08:55.639	<input type="text" value="1"/>
32	Wiktor DOBRZANSKI	Tecnicar by Amtog	1	Turn 9	7	12:09:46.366	<input type="text" value="1"/>
37	Filippo FIORENTINO	Drivex	1	Turn 9	3	12:00:55.274	<input type="text" value="1"/>
37	Filippo FIORENTINO	Drivex	2	Turn 9	6	12:06:58.298	
37	Filippo FIORENTINO	Drivex	3	Turn 9	7	12:08:58.486	



# F4Spain

## ROUND 1 - MOTORLAND

### QUALIFYING 1

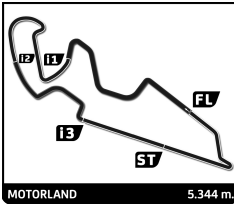
### Track Limits Analysis

No	Driver	Team	T.L. Nr	Camera	Lap	Time	Total Infractions:
							<input type="text" value="3"/>
39	Santino PANETTA	TC Racing	1	Turn 5	4	12:02:45.834	<input type="text" value="1"/>
41	Stepan SUSLOV	DXR	1	Turn 5	8	12:10:39.977	<input type="text" value="2"/>
41	Stepan SUSLOV	DXR	2	Turn 5	10	12:14:42.149	
46	Nathan TYE	Rodin Motorsport	1	Turn 9	8	12:11:14.889	<input type="text" value="2"/>
46	Nathan TYE	Rodin Motorsport	2	Turn 5	10	12:14:53.693	
57	Artem SEVERIUKHIN	DXR	1	Turn 1	3	12:00:13.962	<input type="text" value="4"/>
57	Artem SEVERIUKHIN	DXR	2	Turn 9	3	12:00:56.335	
57	Artem SEVERIUKHIN	DXR	3	Turn 9	5	12:05:00.217	
57	Artem SEVERIUKHIN	DXR	4	Turn 9	6	12:07:01.935	
57	Artem SEVERIUKHIN	DXR	5	Turn 9	7	12:09:04.224	
70	Aleksandar BOGUNOVIC	GRS Team	1	Turn 5	6	12:06:57.488	<input type="text" value="3"/>
70	Aleksandar BOGUNOVIC	GRS Team	2	Turn 9	8	12:11:20.560	
70	Aleksandar BOGUNOVIC	GRS Team	3	Turn 5	9	12:12:58.547	
71	Daniel DALLAKYAN	GRS Team	1	Turn 5	3	12:00:57.158	<input type="text" value="3"/>
71	Daniel DALLAKYAN	GRS Team	2	Turn 5	4	12:03:03.152	
71	Daniel DALLAKYAN	GRS Team	3	Turn 9	10	12:15:39.547	
77	Andrej PETROVIC	T-Code by Amtog	1	Turn 9	7	12:09:38.023	<input type="text" value="1"/>
78	Alfio SPINA	TC Racing	1	Turn 1	6	12:06:37.434	<input type="text" value="1"/>
88	Santiago BAZTARRICA	TC Racing	1	Turn 9	6	12:07:04.071	<input type="text" value="1"/>
91	Lorenzo CAMPOS	Monlau Motorsport	1	Turn 9	6	12:07:15.284	<input type="text" value="2"/>
91	Lorenzo CAMPOS	Monlau Motorsport	2	Turn 9	7	12:09:15.283	

TOTAL TRACK LIMITS: 56



Published at: XX:12:25



# F4Spain

## ROUND 1 - MOTORLAND

### QUALIFYING 1

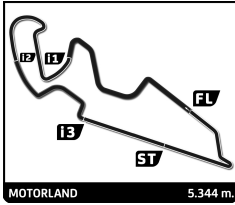
## Provisional Race Director Report

Hour	Flag	Message
11:51:12		TRACK TEMPERATURE 19.7C - AIR TEMPERATURE 13.3C - HUMIDITY 44% - HEAVY WIND
11:51:30		F4 - PIT LANE WILL BE OPEN AT 11:55
11:53:01		FAST LANE OPEN
11:55:00		PIT LANE OPEN
12:15:00		CHEQUERED FLAG
12:15:25		TRACK LIMITS SYSTEM IN PROGRESS
12:16:57		CARS & DRIVERS #81 #4 #99 #25 PROCEED TO THE SCRUTINEERING BAY IMMEDIATELY AFTER SESSION
12:20:02		E3 - PIT LANE WILL BE OPEN AT 12:25

Published at: 12:25

<b>Race Director:</b> Luis GONZÁLEZ 	<b>Timekeeper:</b> Alberto ESTÉBANEZ 
---	--

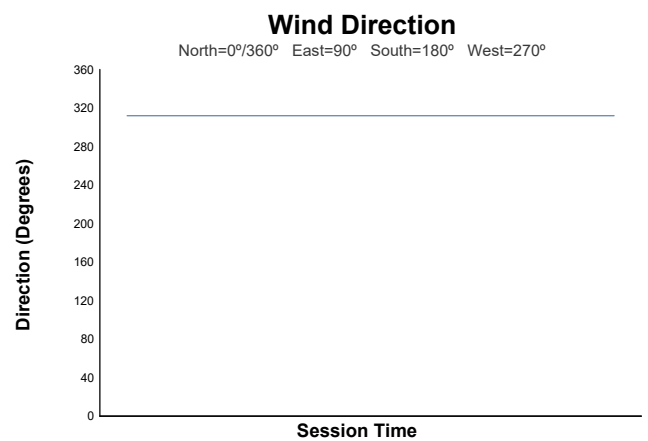
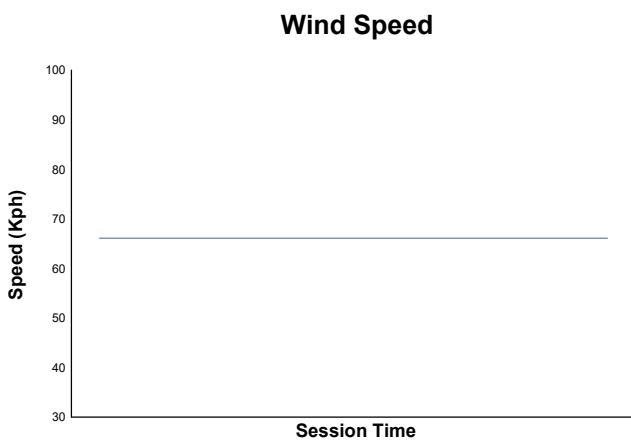
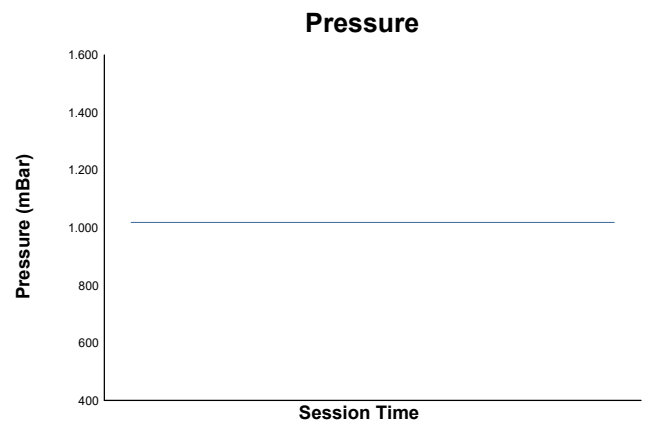
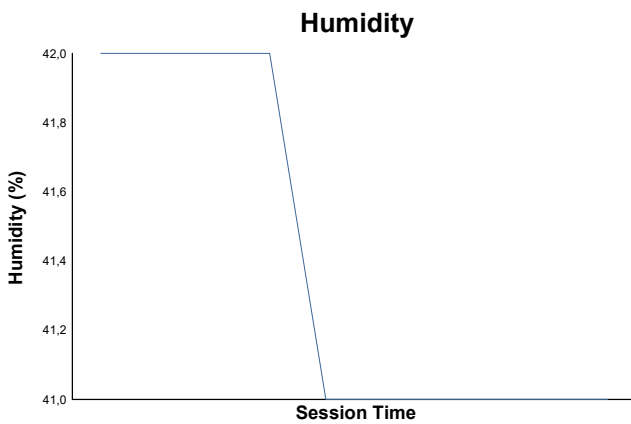
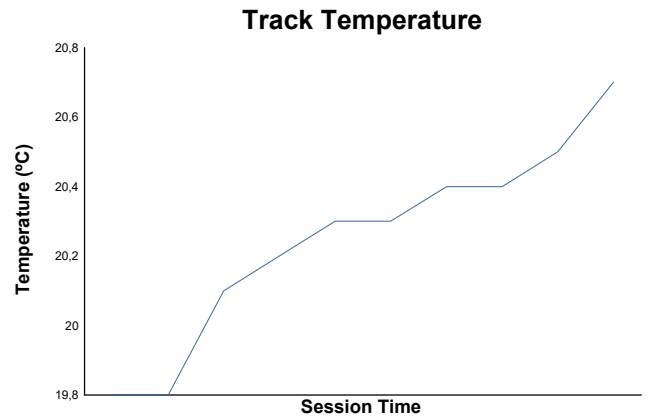
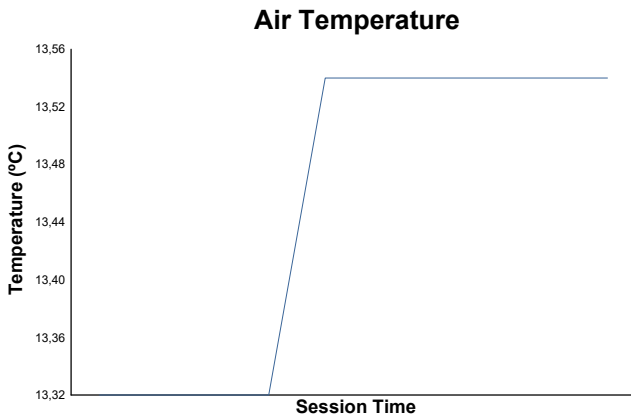
29/03/2025 Page 1 / 1



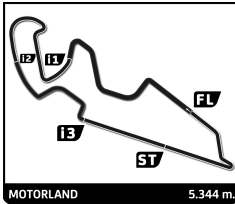
# ROUND 1 - MOTORLAND

## F4Spain QUALIFYING 1

### Weather Report



Track Status: **DRY**



# F4Spain

## ROUND 1 - MOTORLAND

### RACE 1 (30 Minutes +1 Lap)

### Final Starting Grid

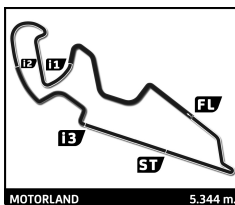
Artem SEVERIUKHIN	DXR	57	- 18 -	22	MP Motorsport	Juan COTA		
2:00.892	Daniel DALLAKYAN	GRS Team	71	- 17 -	8	Saintéloc Racing	Philippe Armand KARRAS	2:01.373
2:00.389	Stepan SUSLOV	DXR	41	- 16 -	24	Rodin Motorsport	Kyuhoo LEE	2:00.397
1:59.998	Jean Paul KARRAS	Saintéloc Racing	14	- 15 -	15	DXR	Edward ROBINSON	2:00.072
1:59.886	Nacho TUÑON	Tecnicar by Amtog	17	- 14 -	37	Drivex	Filippo FIORENTINO	1:59.934
1:59.780	Santino PANETTA	TC Racing	39	- 13 -	70	GRS Team	Aleksandar BOGUNOVIC	1:59.883
1:59.754	Wiktor DOBRZANSKI	Tecnicar by Amtog	32	- 12 -	27	Monlau Motorsport	Alexander JACOBY	1:59.763
1:59.630	Gino TRAPPA	Drivex	48	- 11 -	80	Saintéloc Racing	Alex POWELL	1:59.670
1:59.552	Alfio SPINA	TC Racing	78	- 10 -	55	Rodin Motorsport	Emma FELBERMAYR	1:59.598
1:59.245	Reno FRANCO	KCL MP Motorsport	11	- 9 -	10	KCL MP Motorsport	Niklas SCHAUFLER	1:59.286
1:59.220	Matus RYBA	Griffin Core	19	- 8 -	91	Monlau Motorsport	Lorenzo CAMPOS	1:59.236
1:59.146	Sacha VAN'T PAD BOSCH	T-Code by Amtog	6	- 7 -	33	Drivex	Christopher EL FEGHALI	1:59.151
1:59.095	Nathan TYE	Rodin Motorsport	46	- 6 -	88	TC Racing	Santiago BAZTARRICA	1:59.143
1:58.947	Francisco MONARCA	Monlau Motorsport	25	- 5 -	5	Campos Racing	Miguel COSTA	1:58.999
1:58.708	Hudson SCHWARTZ	KCL MP Motorsport	1	- 4 -	77	T-Code by Amtog	Andrej PETROVIC	1:58.834
1:58.491	Vivek KANTHAN	Campos Racing	2	- 3 -	23	Griffin Core	Jan PRZYROWSKI	1:58.633
1:58.300	Ean EYCKMANS	MP Motorsport	4	- 2 -	9	MP Motorsport	René LAMMERS	1:58.455
1:58.142	Noah MONTEIRO	Campos Racing	81	- 1 -	99	Griffin Core	Thomas STRAUVEN	1:58.246

Pole

Published at: 14:50

<b>Stewards:</b> Pedro VILCHES Noelia FRANCO Mario Cordeiro FEF	<b>Timekeeper:</b> Alberto ESTÉBANEZ
--	---





# F4Spain

## ROUND 1 - MOTORLAND

### RACE 1 (30 Minutes + 1 Lap)

### Final Classification

No	Driver	Nat	Team	Car	Cl.	Laps	Total Time	Gap	Kph	Best Lap		
										Lap	Time	Kph
1	99 Thomas STRAUVEN	BEL	Griffin Core	Tatuus F4 T -421		16	<b>33:28.334</b>	-	153.3	16	<b>1:58.337</b>	162.6
2	9 René LAMMERS	NLD	MP Motorsport	Tatuus F4 T -421		16	<b>33:29.155</b>	+0.821	153.2	16	<b>1:58.379</b>	162.5
3	1 Hudson SCHWARTZ	USA	KCL MP Motorsport	Tatuus F4 T -421		16	<b>33:31.194</b>	+2.860	153.1	9	<b>1:58.812</b>	161.9
4	46 Nathan TYE	GBR	Rodin Motorsport	Tatuus F4 T -421		16	<b>33:33.083</b>	+4.749	152.9	16	<b>1:58.754</b>	162.0
5	2 Vivek KANTHAN	USA	Campos Racing	Tatuus F4 T -421	R	16	<b>33:34.574</b>	+6.240	152.8	16	<b>1:59.030</b>	161.6
6	22 Juan COTA	ESP	MP Motorsport	Tatuus F4 T -421		16	<b>33:36.939</b>	+8.605	152.6	16	<b>1:59.024</b>	161.6
7	25 Francisco MONARCA	ARG	Monlau Motorsport	Tatuus F4 T -421	R	16	<b>33:37.955</b>	+9.621	152.5	14	<b>1:59.221</b>	161.4
8	77 Andrej PETROVIC	SRB	T-Code by Amtog	Tatuus F4 T -421		16	<b>33:38.774</b>	+10.440	152.5	16	<b>1:58.766</b>	162.0
9	10 Niklas SCHAUFLER	AUT	KCL MP Motorsport	Tatuus F4 T -421	R	16	<b>33:38.948</b>	+10.614	152.5	7	<b>1:59.219</b>	161.4
10	88 Santiago BAZTARRICA	ARG	TC Racing	Tatuus F4 T -421		16	<b>33:39.821</b>	+11.487	152.4	15	<b>1:59.622</b>	160.8
11	39 Santino PANETTA	ARG	TC Racing	Tatuus F4 T -421	R	16	<b>33:45.081</b>	+16.747	152.0	9	<b>2:00.149</b>	160.1
12	4 Ean EYCKMANS	BEL	MP Motorsport	Tatuus F4 T -421	R	16	<b>33:45.651</b>	+17.317	152.0	8	<b>1:58.853</b>	161.9
13	11 Reno FRANCO	NLD	KCL MP Motorsport	Tatuus F4 T -421		16	<b>33:47.381</b>	+19.047	151.8	15	<b>1:59.555</b>	160.9
14	15 Edward ROBINSON	ESP	DXR	Tatuus F4 T -421		16	<b>33:47.874</b>	+19.540	151.8	14	<b>2:00.742</b>	159.3
15	33 Christopher EL FEGHALI	LBN	Drivex	Tatuus F4 T -421	R	16	<b>33:49.753</b>	+21.419	151.7	15	<b>1:59.532</b>	160.9
16	5 Miguel COSTA	BRA	Campos Racing	Tatuus F4 T -421	R	16	<b>33:50.484</b>	+22.150	151.6	8	<b>1:59.332</b>	161.2
17	17 Nacho TUNON	ESP	Tecnicar by Amtog	Tatuus F4 T -421	R	16	<b>33:50.501</b>	+22.167	151.6	15	<b>1:59.768</b>	160.6
18	41 Stepan SUSLOV	SWE	DXR	Tatuus F4 T -421	R	16	<b>33:53.474</b>	+25.140	151.4	16	<b>2:00.177</b>	160.1
19	48 Gino TRAPPA	ARG	Drivex	Tatuus F4 T -421		16	<b>33:54.606</b>	+26.272	151.3	9	<b>2:00.002</b>	160.3
20	81 Noah MONTEIRO	PRT	Campos Racing	Tatuus F4 T -421	R	16	<b>33:54.609</b>	+26.275	151.3	16	<b>1:58.474</b>	162.4
21	19 Matus RYBA	SVK	Griffin Core	Tatuus F4 T -421		16	<b>33:55.378</b>	+27.044	151.2	15	<b>1:59.905</b>	160.4
22	70 Aleksandar BOGUNOVIC	SVN	GRS Team	Tatuus F4 T -421	R	16	<b>33:55.956</b>	+27.622	151.2	15	<b>2:01.248</b>	158.7
23	23 Jan PRZYROWSKI	POL	Griffin Core	Tatuus F4 T -421		16	<b>33:55.970</b>	+27.636	151.2	9	<b>1:59.062</b>	161.6
24	24 Kyuho LEE	KOR	Rodin Motorsport	Tatuus F4 T -421	R	16	<b>33:59.235</b>	+30.901	150.9	15	<b>2:00.652</b>	159.5
25	55 Emma FELBERMAYR	AUT	Rodin Motorsport	Tatuus F4 T -421	R	16	<b>33:59.352</b>	+31.018	150.9	15	<b>2:00.533</b>	159.6
26	91 Lorenzo CAMPOS	AGO	Monlau Motorsport	Tatuus F4 T -421	R	16	<b>34:01.921</b>	+33.587	150.7	15	<b>1:59.616</b>	160.8
27	32 Wiktor DOBRZANSKI	POL	Tecnicar by Amtog	Tatuus F4 T -421		16	<b>34:06.091</b>	+37.757	150.4	9	<b>2:00.172</b>	160.1
28	14 Jean Paul KARRAS	GRC	Saintéloc Racing	Tatuus F4 T -421	R	16	<b>34:12.186</b>	+43.852	150.0	16	<b>2:00.722</b>	159.4
29	37 Filippo FIORENTINO	BRA	Drivex	Tatuus F4 T -421		16	<b>34:15.091</b>	+46.757	149.8	16	<b>2:00.558</b>	159.6
30	57 Artem SEVERIUKHIN	KGZ	DXR	Tatuus F4 T -421	R	16	<b>34:20.484</b>	+52.150	149.4	16	<b>2:00.631</b>	159.5
31	8 Philippe Armand KARRAS	GRC	Saintéloc Racing	Tatuus F4 T -421	R	16	<b>34:25.429</b>	+57.095	149.0	16	<b>2:01.096</b>	158.9
32	78 Alfio SPINA	ITA	TC Racing	Tatuus F4 T -421		16	<b>34:27.047</b>	+58.713	148.9	16	<b>1:59.478</b>	161.0
33	27 Alexander JACOBY	BRA	Monlau Motorsport	Tatuus F4 T -421		16	<b>34:32.775</b>	+1:04.441	148.5	15	<b>1:59.789</b>	160.6
34	71 Daniel DALLAKYAN	ARM	GRS Team	Tatuus F4 T -421	R	16	<b>34:48.332</b>	+1:19.998	147.4	9	<b>2:00.914</b>	159.1
35	80 Alex POWELL	USA	Saintéloc Racing	Tatuus F4 T -421		11	<b>24:04.025</b>	5 Laps	146.6	6	<b>2:00.652</b>	159.5

■ Not classified

6	Sacha VANT PAD BOSCH	NLD	T-Code by Amtog	Tatuus F4 T -421	R	9	<b>18:16.011</b>			8	<b>1:59.549</b>	160.9
---	----------------------	-----	-----------------	------------------	---	---	------------------	--	--	---	-----------------	-------

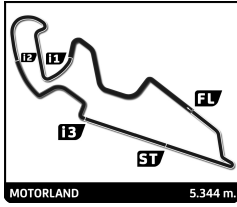
<b>Pole Position:</b>	Noah MONTEIRO	<b>1:58.142</b>	162.8 Kph
<b>Fastest Lap:</b>	Lap 16 Thomas STRAUVEN	<b>1:58.337</b>	162.6 Kph

CARS #14, #17, #24, #37, #41, #55, #70 & #77 - TIME PENALTY OF 5 SECONDS DUE TO TRACK LIMITS  
 CARS #5, #27, #32, #57, #80 & #91 - TIME PENALTY OF 5 + 10 SECONDS DUE TO TRACK LIMITS  
 CARS #8 & #71 - TIME PENALTY OF 5 + 10 + 15 SECONDS DUE TO TRACK LIMITS  
 CAR # 81 - DRIVE THROUGH CONVERTED TO 25 SECOND TIME PENALTY - STEWARDS DECISION N°19  
 CAR #33,#37,#48,#23 & #19 - TIME PENALTY OF 10 SECONDS - STEWARDS DECISIONS N°23,25,31,33 & 35  
 CAR #27 - TIME PENALTY OF 30 SECONDS - STEWARDS DECISIONS N°30  
 CAR #9 - ONE TRACK LIMIT ADDED AT THE TRACK LIMITS REPORT  
 CAR #4 - TIME PENALTY OF 15 SECONDS - STEWARDS DECISIONS N°30

Published at: .....21:05.....

Track Status: **DRY**

<b>Stewards:</b>				<b>Timekeeper:</b>	
------------------	--	--	--	--------------------	--



# F4Spain

## ROUND 1 - MOTORLAND

### RACE 1 (30 Minutes + 1 Lap)

### Final Classification by Class

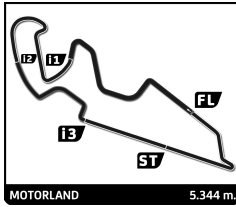
No	Driver	Nat	Team	Car	Laps	Total Time	Gap	Kph	Best Lap		
									Lap	Time	Kph
<b>R</b>											
1	2 Vivek KANTHAN	USA	Campos Racing	Tatuus F4 T -421	16	<b>33:34.574</b>		152.8	16	<b>1:59.030</b>	161.6
2	25 Francisco MONARCA	ARG	Monlau Motorsport	Tatuus F4 T -421	16	<b>33:37.955</b>	+3.381	152.5	14	<b>1:59.221</b>	161.4
3	10 Niklas SCHAUFLENER	AUT	KCL MP Motorsport	Tatuus F4 T -421	16	<b>33:38.948</b>	+4.374	152.5	7	<b>1:59.219</b>	161.4
4	39 Santino PANETTA	ARG	TC Racing	Tatuus F4 T -421	16	<b>33:45.081</b>	+10.507	152.0	9	<b>2:00.149</b>	160.1
5	4 Ean EYCKMANS	BEL	MP Motorsport	Tatuus F4 T -421	16	<b>33:45.651</b>	+11.077	152.0	8	<b>1:58.853</b>	161.9
6	33 Christopher EL FEGHALI	LBN	Drivex	Tatuus F4 T -421	16	<b>33:49.753</b>	+15.179	151.7	15	<b>1:59.532</b>	160.9
7	5 Miguel COSTA	BRA	Campos Racing	Tatuus F4 T -421	16	<b>33:50.484</b>	+15.910	151.6	8	<b>1:59.332</b>	161.2
8	17 Nacho TUÑÓN	ESP	Tecnicar by Amtog	Tatuus F4 T -421	16	<b>33:50.501</b>	+15.927	151.6	15	<b>1:59.768</b>	160.6
9	41 Stepan SUSLOV	SWE	DXR	Tatuus F4 T -421	16	<b>33:53.474</b>	+18.900	151.4	16	<b>2:00.177</b>	160.1
10	81 Noah MONTEIRO	PRT	Campos Racing	Tatuus F4 T -421	16	<b>33:54.609</b>	+20.035	151.3	16	<b>1:58.474</b>	162.4
11	70 Aleksandar BOGUNOVIC	SVN	GRS Team	Tatuus F4 T -421	16	<b>33:55.956</b>	+21.382	151.2	15	<b>2:01.248</b>	158.7
12	24 Kyuho LEE	KOR	Rodin Motorsport	Tatuus F4 T -421	16	<b>33:59.235</b>	+24.661	150.9	15	<b>2:00.652</b>	159.5
13	55 Emma FELBERMAYR	AUT	Rodin Motorsport	Tatuus F4 T -421	16	<b>33:59.352</b>	+24.778	150.9	15	<b>2:00.533</b>	159.6
14	91 Lorenzo CAMPOS	AGO	Monlau Motorsport	Tatuus F4 T -421	16	<b>34:01.921</b>	+27.347	150.7	15	<b>1:59.616</b>	160.8
15	14 Jean Paul KARRAS	GRC	Saintéloc Racing	Tatuus F4 T -421	16	<b>34:12.186</b>	+37.612	150.0	16	<b>2:00.722</b>	159.4
16	57 Artem SEVERIUKHIN	KGZ	DXR	Tatuus F4 T -421	16	<b>34:20.484</b>	+45.910	149.4	16	<b>2:00.631</b>	159.5
17	8 Philippe Armand KARRAS	GRC	Saintéloc Racing	Tatuus F4 T -421	16	<b>34:25.429</b>	+50.855	149.0	16	<b>2:01.096</b>	158.9
18	71 Daniel DALLAKYAN	ARM	GRS Team	Tatuus F4 T -421	16	<b>34:48.332</b>	+1'13.758	147.4	9	<b>2:00.914</b>	159.1
<b>Not classified</b>											
6	Sacha VANT PAD BOSCH	NLD	T-Code by Amtog	Tatuus F4 T -421	9	<b>18:16.011</b>	7 Laps		8	<b>1:59.549</b>	160.9

CARS #14, #17, #24, #37, #41, #55, #70 & #77 - TIME PENALTY OF 5 SECONDS DUE TO TRACK LIMITS  
 CARS #5, #27, #32, #57, #80 & #91 - TIME PENALTY OF 5 + 10 SECONDS DUE TO TRACK LIMITS  
 CARS #8 & #71 - TIME PENALTY OF 5 + 10 + 15 SECONDS DUE TO TRACK LIMITS  
 CAR # 81 - DRIVE THROUGH CONVERTED TO 25 SECOND TIME PENALTY - STEWARDS DECISION N°19  
 CAR #33, #37, #48, #23 & #19 - TIME PENALTY OF 10 SECONDS - STEWARDS DECISIONS N°23,25,31,33 & 35  
 CAR #27 - TIME PENALTY OF 30 SECONDS - STEWARDS DECISIONS N°30  
 CAR #9 - ONE TRACK LIMIT ADDED AT THE TRACK LIMITS REPORT  
 CAR #4 - TIME PENALTY OF 15 SECONDS - STEWARDS DECISIONS N°30

Published at: .....21:05.....

Track Status: **DRY**

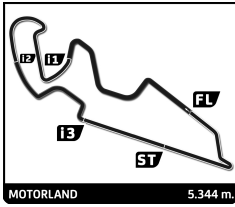
<b>Stewards:</b>   	<b>Timekeeper:</b> Alberto ESTÉBANEZ 
------------------------------	---



## F4Spain ROUND 1 - MOTORLAND RACE 1

### Best Sector Times

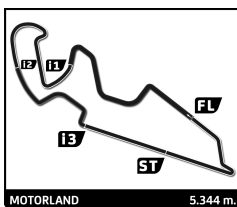
Sector 1			Sector 2			Sector 3			Sector 4			Pos	No	Ideal Lap	Best Lap	
Pos	No	Driver	Time	No	Driver	Time	No	Driver	Time	No	Driver					Time
1	9	R.LAMMERS	30.445	81	N.MONTEIRO	30.746	4	E.EYCKMANS	19.759	46	N.TYE	37.020	1	81	1:58.281	1:58.474 (3)
2	99	T.STRAUVEN	30.526	99	T.STRAUVEN	30.849	9	R.LAMMERS	19.796	2	V.KANTHAN	37.030	2	9	1:58.310	1:58.379 (2)
3	81	N.MONTEIRO	30.540	1	H.SCHWARTZ	30.935	1	H.SCHWARTZ	19.862	10	N.SCHAUFLE	37.042	3	99	1:58.337	1:58.337 (1)
4	23	J.PRZYROWSKI	30.556	78	A.SPINA	30.943	77	A.PETROVIC	19.872	99	T.STRAUVEN	37.045	4	1	1:58.450	1:58.812 (6)
5	1	H.SCHWARTZ	30.563	5	M.COSTA	30.944	23	J.PRZYROWSKI	19.878	81	N.MONTEIRO	37.072	5	46	1:58.575	1:58.754 (4)
6	4	E.EYCKMANS	30.618	46	N.TYE	30.947	46	N.TYE	19.890	1	H.SCHWARTZ	37.090	6	2	1:58.582	1:59.030 (9)
7	78	A.SPINA	30.628	4	E.EYCKMANS	30.957	2	V.KANTHAN	19.917	9	R.LAMMERS	37.099	7	4	1:58.591	1:58.853 (7)
8	77	A.PETROVIC	30.630	2	V.KANTHAN	30.963	99	T.STRAUVEN	19.917	22	J.COTA	37.141	8	23	1:58.596	1:59.062 (10)
9	11	R.FRANCOT	30.648	9	R.LAMMERS	30.970	81	N.MONTEIRO	19.923	25	F.MONARCA	37.145	9	10	1:58.747	1:59.219 (11)
10	2	V.KANTHAN	30.672	22	J.COTA	30.986	25	F.MONARCA	19.939	5	M.COSTA	37.171	10	77	1:58.766	1:58.766 (5)
11	10	N.SCHAUFLE	30.709	23	J.PRZYROWSKI	30.990	10	N.SCHAUFLE	19.948	23	J.PRZYROWSKI	37.172	11	5	1:58.832	1:59.332 (13)
12	46	N.TYE	30.718	77	A.PETROVIC	31.036	5	M.COSTA	19.957	27	A.JACOBY	37.179	12	22	1:58.866	1:59.024 (8)
13	22	J.COTA	30.721	10	N.SCHAUFLE	31.048	11	R.FRANCOT	19.975	77	A.PETROVIC	37.228	13	78	1:58.884	1:59.478 (14)
14	33	C.EL FEGHALI	30.748	19	M.RYBA	31.055	78	A.SPINA	19.979	91	L.CAMPOS	37.254	14	25	1:58.939	1:59.221 (12)
15	5	M.COSTA	30.760	25	F.MONARCA	31.060	6	S.VANT PAD BOSCH	19.987	4	E.EYCKMANS	37.257	15	11	1:59.042	1:59.555 (17)
16	6	S.VANT PAD BOSCH	30.767	88	S.BAZTARRICA	31.078	88	S.BAZTARRICA	20.015	70	A.BOGUNOVIC	37.266	16	33	1:59.207	1:59.532 (15)
17	25	F.MONARCA	30.795	11	R.FRANCOT	31.091	22	J.COTA	20.018	15	E.ROBINSON	37.286	17	88	1:59.275	1:59.622 (19)
18	17	N.TUÑON	30.811	33	C.EL FEGHALI	31.097	33	C.EL FEGHALI	20.065	17	N.TUÑON	37.295	18	6	1:59.275	1:59.549 (16)
19	27	A.JACOBY	30.823	6	S.VANT PAD BOSCH	31.170	19	M.RYBA	20.101	33	C.EL FEGHALI	37.297	19	27	1:59.405	1:59.789 (21)
20	19	M.RYBA	30.824	27	A.JACOBY	31.182	32	W.DOBZANSKI	20.106	11	R.FRANCOT	37.328	20	19	1:59.473	1:59.905 (22)
21	15	E.ROBINSON	30.835	17	N.TUÑON	31.208	39	S.PANETTA	20.130	88	S.BAZTARRICA	37.331	21	91	1:59.561	1:59.616 (18)
22	88	S.BAZTARRICA	30.851	91	L.CAMPOS	31.229	15	E.ROBINSON	20.149	78	A.SPINA	37.334	22	15	1:59.583	2:00.742 (33)
23	32	W.DOBZANSKI	30.878	48	G.TRAPPA	31.283	80	A.POWELL	20.157	6	S.VANT PAD BOSCH	37.351	23	17	1:59.590	1:59.768 (20)
24	91	L.CAMPOS	30.885	80	A.POWELL	31.285	55	E.FELBERMAYR	20.166	39	S.PANETTA	37.372	24	32	1:59.772	2:00.172 (25)
25	48	G.TRAPPA	30.943	15	E.ROBINSON	31.313	41	S.SUSLOV	20.177	48	G.TRAPPA	37.406	25	39	1:59.849	2:00.149 (24)
26	39	S.PANETTA	30.994	32	W.DOBZANSKI	31.334	57	A.SEVERIUKHIN	20.187	37	F.FIORENTINO	37.436	26	48	1:59.856	2:00.002 (23)
27	41	S.SUSLOV	31.019	39	S.PANETTA	31.353	91	L.CAMPOS	20.193	32	W.DOBZANSKI	37.454	27	80	2:00.053	2:00.652 (31)
28	57	A.SEVERIUKHIN	31.027	41	S.SUSLOV	31.354	8	P.KARRAS	20.208	55	E.FELBERMAYR	37.485	28	41	2:00.054	2:00.177 (26)
29	37	F.FIORENTINO	31.039	14	J.KARRAS	31.361	14	J.KARRAS	20.213	19	M.RYBA	37.493	29	55	2:00.069	2:00.533 (27)
30	55	E.FELBERMAYR	31.046	55	E.FELBERMAYR	31.372	27	A.JACOBY	20.221	80	A.POWELL	37.502	30	70	2:00.163	2:01.248 (36)
31	80	A.POWELL	31.109	57	A.SEVERIUKHIN	31.401	48	G.TRAPPA	20.224	41	S.SUSLOV	37.504	31	37	2:00.204	2:00.558 (28)
32	14	J.KARRAS	31.157	24	K.LEE	31.436	70	A.BOGUNOVIC	20.230	71	D.DALLAKYAN	37.562	32	14	2:00.295	2:00.722 (32)
33	70	A.BOGUNOVIC	31.171	37	F.FIORENTINO	31.482	37	F.FIORENTINO	20.247	14	J.KARRAS	37.564	33	57	2:00.399	2:00.631 (29)
34	24	K.LEE	31.204	70	A.BOGUNOVIC	31.496	71	D.DALLAKYAN	20.273	24	K.LEE	37.595	34	24	2:00.579	2:00.652 (30)
35	71	D.DALLAKYAN	31.266	71	D.DALLAKYAN	31.526	17	N.TUÑON	20.276	57	A.SEVERIUKHIN	37.784	35	71	2:00.627	2:00.914 (34)
36	8	P.KARRAS	31.297	8	P.KARRAS	31.570	24	K.LEE	20.344	8	P.KARRAS	37.786	36	8	2:00.861	2:01.096 (35)



## F4Spain ROUND 1 - MOTORLAND RACE 1

### Best Top Speed

No Driver	Team	Class	Top 1		Top 2		Top 3		Top 4		Top 5			
			Kph	Lap	Kph	Lap	Kph	Lap	Kph	Lap	Kph	Lap	Avg	
6	Sacha VAN'T PAD BOSCH	T-Code by Amtog	R	243.2	1	241.1	9	237.4	7	236.8	8	236.3	5	239,0
22	Juan COTA	MP Motorsport		241.1	1	238.9	14	238.4	12	238.4	5	238.4	4	239,0
25	Francisco MONARCA	Monlau Motorsport	R	241.1	9	241.1	14	240.0	8	240.0	1	239.5	12	240,3
39	Santino PANETTA	TC Racing	R	241.1	5	241.1	15	240.5	13	240.5	6	240.0	14	240,6
48	Gino TRAPPA	Drivex		241.1	1	239.5	13	239.5	12	239.5	6	238.9	14	239,7
70	Aleksandar BOGUNOVIC	GRS Team	R	241.1	12	240.0	1	238.9	15	238.4	4	237.9	16	239,3
1	Hudson SCHWARTZ	KCL MP Motorsport		240.5	16	238.9	14	238.9	1	238.4	9	237.9	15	238,9
5	Miguel COSTA	Campos Racing	R	240.5	14	240.0	9	238.4	12	237.4	15	237.4	1	238,7
19	Matus RYBA	Griffin Core		240.5	1	236.3	13	235.8	16	235.8	15	235.3	14	236,7
32	Wiktor DOBRZANSKI	Tecnicar by Amtog		240.5	14	238.9	9	238.9	1	238.4	8	237.9	12	238,9
77	Andrej PETROVIC	T-Code by Amtog		240.5	1	238.4	15	237.9	4	237.4	12	236.8	14	238,2
9	René LAMMERS	MP Motorsport		240.0	14	237.9	16	237.9	15	237.9	9	237.9	1	238,3
11	Reno FRANCOT	KCL MP Motorsport		240.0	12	237.4	15	236.8	1	236.3	8	235.8	16	237,3
81	Noah MONTEIRO	Campos Racing	R	240.0	14	237.9	16	237.9	15	237.9	9	237.9	5	238,3
4	Ean EYCKMANS	MP Motorsport	R	239.5	14	238.4	15	238.4	9	237.9	12	237.4	16	238,3
10	Niklas SCHAUFLER	KCL MP Motorsport	R	239.5	9	239.5	6	239.5	12	237.9	14	237.9	8	238,9
15	Edward ROBINSON	DXR		239.5	6	238.4	9	238.4	1	237.9	12	237.4	16	238,3
23	Jan PRZYROWSKI	Griffin Core		239.5	13	238.4	14	238.4	12	236.8	8	235.8	9	237,8
2	Vivek KANTHAN	Campos Racing	R	238.9	12	238.4	15	238.4	14	237.9	9	237.9	1	238,3
14	Jean Paul KARRAS	Saintéloc Racing	R	238.9	3	236.8	8	235.8	12	235.8	6	235.3	15	236,5
17	Nacho TUÑÓN	Tecnicar by Amtog	R	238.9	6	238.9	1	238.9	9	237.4	16	236.8	3	238,2
27	Alexander JACOBY	Monlau Motorsport		238.9	12	238.4	15	238.4	14	238.4	7	238.4	6	238,5
33	Christopher EL FEGHALI	Drivex	R	238.9	15	238.4	14	238.4	12	237.4	8	237.4	1	238,1
46	Nathan TYE	Rodin Motorsport		238.9	9	237.4	14	236.8	12	236.8	1	236.3	16	237,2
88	Santiago BAZTARRICA	TC Racing		238.9	1	238.9	14	237.9	15	237.4	13	236.8	12	238,0
91	Lorenzo CAMPOS	Monlau Motorsport	R	238.9	5	238.4	15	237.9	13	237.9	3	237.4	14	238,1
80	Alex POWELL	Saintéloc Racing		238.9	9	238.9	8	236.3	7	234.3	10	232.8	6	236,2
41	Stepan SUSLOV	DXR	R	238.4	12	237.9	8	237.4	9	237.4	3	236.8	7	237,6
71	Daniel DALLAKYAN	GRS Team	R	238.4	1	236.3	4	236.3	3	235.8	9	234.8	10	236,3
78	Alfio SPINA	TC Racing		238.4	9	237.4	15	236.3	13	236.3	12	236.3	7	236,9
55	Emma FELBERMAYR	Rodin Motorsport	R	237.4	12	235.3	9	235.3	15	233.8	16	233.8	8	235,1
99	Thomas STRAUVEN	Griffin Core		237.4	14	237.4	16	236.8	9	236.3	15	235.8	12	236,7
24	Kyuhoo LEE	Rodin Motorsport	R	236.8	12	236.3	9	236.3	7	235.8	15	235.8	6	236,2
37	Filippo FIORENTINO	Drivex		236.3	1	235.3	15	235.3	9	234.8	14	234.3	7	235,2
57	Artem SEVERIUKHIN	DXR	R	235.3	5	234.3	4	233.3	15	233.3	2	232.3	9	233,7
8	Philippe Armand KARRAS	Saintéloc Racing	R	234.3	9	233.8	2	233.3	12	233.3	10	233.3	5	233,6



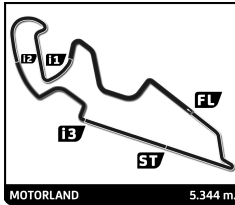
# F4Spain

## ROUND 1 - MOTORLAND

### RACE 1

### Lap Chart

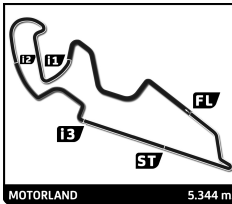
No	Pos	Grid	Lap															
			1	2	3	4	5	6	7	8	9	10	11	12	13	14	15	16
81	1	81	99	99	99	99	99	99	99	99	99	99	99	99	99	99	99	99
99	2	99	81	9	9	9	9	9	9	9	9	9	9	9	9	9	9	9
4	3	4	9	81	81	81	81	81	81	81	81	81	81	81	81	81	81	81
9	4	9	1	4	4	4	4	4	4	4	4	4	4	4	4	4	4	4
2	5	2	4	1	1	2	2	1	1	1	1	1	1	1	1	1	1	1
23	6	23	23	2	2	1	1	2	2	2	2	2	2	46	46	46	46	46
1	7	1	2	46	46	46	46	46	46	46	46	46	46	2	77	77	77	77
77	8	77	77	25	25	25	25	25	5	5	5	5	77	2	2	2	2	2
25	9	25	46	88	88	5	5	5	77	77	77	77	77	5	5	5	5	5
5	10	5	25	5	5	88	77	77	25	25	10	10	10	10	25	25	22	22
46	11	46	5	77	77	77	88	10	10	10	25	25	25	25	22	22	25	25
88	12	88	88	33	33	33	10	88	88	88	88	88	88	22	10	10	10	10
6	13	6	33	6	10	10	33	33	33	33	33	33	33	33	33	33	33	33
33	14	33	6	10	6	6	6	6	6	6	22	22	88	88	88	88	88	88
19	15	19	11	32	78	78	19	19	19	19	19	19	48	48	48	48	48	48
91	16	91	19	19	19	19	78	78	22	22	22	48	48	78	39	39	39	39
11	17	11	78	78	32	32	32	22	48	48	48	78	78	91	19	19	19	19
10	18	10	10	48	48	48	22	32	78	78	78	32	32	39	91	91	91	17
78	19	78	32	37	22	22	48	48	32	32	32	91	91	19	17	17	17	23
55	20	55	91	39	37	37	37	37	91	91	91	39	39	17	27	27	27	91
48	21	48	48	22	39	39	91	91	39	39	39	37	37	27	15	15	23	11
80	22	80	37	17	91	91	39	39	37	37	37	17	17	32	41	23	15	27
32	23	32	39	27	17	17	17	17	17	17	17	27	27	41	70	11	11	15
27	24	27	17	91	27	15	15	15	15	27	27	15	15	15	23	41	41	41
39	25	39	27	15	15	27	27	27	27	15	15	41	41	70	32	70	32	70
70	26	70	70	14	41	41	41	41	41	41	41	70	70	24	11	32	70	32
17	27	17	22	41	14	14	57	57	57	14	70	24	24	71	24	24	24	24
37	28	37	15	70	57	57	14	70	14	57	24	80	71	37	14	55	55	55
14	29	14	14	11	70	70	70	14	70	70	71	71	8	23	55	8	8	8
15	30	15	41	57	8	71	71	71	24	24	80	8	55	11	8	37	37	37
41	31	41	57	8	24	24	24	24	71	71	8	55	23	8	37	57	57	57
24	32	24	8	24	71	8	8	8	8	80	55	23	14	55	57	14	14	14
71	33	71	24	71	80	80	80	80	80	8	23	14	11	14	71	71	71	71
8	34	8	71	23	55	55	55	55	55	14	11	80	57	78	78	78	78	78
57	35	57	80	80	23	23	23	23	23	23	57	57	57	57	57	57	57	57
22	36	22	55	55	11	11	11	11	11	11	11	11	11	11	11	11	11	11



## F4Spain ROUND 1 - MOTORLAND RACE 1

### Fastest Lap Sequence

Elapsed	No	Driver	Team	Car	Class	Time	Kph	Lap
4:03.740	99	Thomas STRAUVEN	Griffin Core	Tatuus F4 T -421		2:00.220	160.0	2
6:05.670	81	Noah MONTEIRO	Campos Racing	Tatuus F4 T -421	R	1:59.953	160.4	3
8:02.959	99	Thomas STRAUVEN	Griffin Core	Tatuus F4 T -421		1:59.505	161.0	4
10:04.631	81	Noah MONTEIRO	Campos Racing	Tatuus F4 T -421	R	1:59.317	161.2	5
11:00.567	23	Jan PRZYROWSKI	Griffin Core	Tatuus F4 T -421		1:59.141	161.5	5
12:59.663	23	Jan PRZYROWSKI	Griffin Core	Tatuus F4 T -421		1:59.096	161.5	6
14:02.678	9	René LAMMERS	MP Motorsport	Tatuus F4 T -421		1:58.975	161.7	7
15:59.034	99	Thomas STRAUVEN	Griffin Core	Tatuus F4 T -421		1:58.617	162.2	8
18:00.919	81	Noah MONTEIRO	Campos Racing	Tatuus F4 T -421	R	1:58.549	162.3	9
33:28.334	99	Thomas STRAUVEN	Griffin Core	Tatuus F4 T -421		1:58.337	162.6	16



# F4Spain

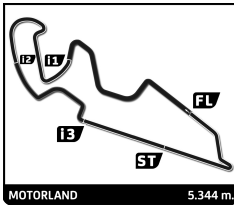
## ROUND 1 - MOTORLAND

### RACE 1

Analysis by lap

Lapped ■

No	Lap Time	Gap	No	Lap Time	Gap	No	Lap Time	Gap	No	Lap Time	Gap	No	Lap Time	Gap
Lap 1			48	2:04.767	12.355	Lap 4			32	2:00.338	17.837	11	1:59.909	1:12.080
99	2:03.520	0.000	37	2:05.613	13.288	22	1:59.689	18.158	Lap 7			99	1:59.232	
81	2:04.532	1.012	39	2:05.357	13.648	48	2:00.317	18.344	9	1:58.975	2.261	81	1:59.209	2.877
9	2:04.843	1.323	22	2:04.673	14.154	37	2:01.670	20.881	81	1:59.209	2.877	4	1:59.011	4.854
1	2:05.950	2.430	17	2:05.720	14.303	91	2:00.726	20.955	4	1:59.011	4.854	1	1:59.757	7.732
4	2:06.010	2.490	27	2:05.415	14.380	39	2:01.455	21.052	1	1:59.757	7.732	2	2:00.325	8.395
23	2:06.484	2.964	91	2:07.296	14.625	17	2:00.552	21.878	2	2:00.325	8.395	46	1:59.803	10.066
2	2:06.640	3.120	15	2:05.141	14.840	15	2:01.489	23.556	46	1:59.803	10.066	5	2:00.060	11.881
77	2:07.478	3.958	14	2:04.786	14.963	27	2:02.061	24.213	5	2:00.060	11.881	77	1:59.729	12.895
46	2:07.536	4.016	41	2:04.821	15.437	41	2:01.645	24.731	77	1:59.729	12.895	25	2:01.459	12.996
25	2:07.997	4.477	70	2:06.394	15.537	57	2:02.240	25.863	25	2:01.459	12.996	10	1:59.219	13.771
5	2:08.472	4.952	11	2:10.233	15.798	14	2:02.743	25.922	10	1:59.219	13.771	88	2:00.143	14.768
88	2:08.558	5.038	57	2:04.114	15.899	70	2:02.244	25.999	88	2:00.143	14.768	33	1:59.892	15.049
33	2:09.152	5.632	8	2:04.102	16.049	71	2:01.752	27.151	33	1:59.892	15.049	6	1:59.726	15.626
6	2:09.262	5.742	24	2:04.320	16.399	80	2:00.480	30.909	6	1:59.726	15.626	19	2:00.000	18.923
11	2:09.305	5.785	71	2:04.146	16.479	55	2:01.075	36.909	19	2:00.000	18.923	22	2:00.204	19.903
19	2:09.436	5.916	23	2:16.335	19.079	23	1:59.141	58.618	22	2:00.204	19.903	48	2:00.599	21.049
78	2:10.587	7.067	80	2:01.660	26.467	11	2:00.191	1:11.407	48	2:00.599	21.049	78	2:01.486	21.119
10	2:10.656	7.136	55	2:03.332	31.152	Lap 6			32	2:01.844	22.189			
32	2:11.012	7.492	Lap 3			99	1:59.236		91	2:01.035	26.890			
91	2:11.069	7.549	99	1:59.714		9	1:59.345	2.518	39	2:01.141	27.129			
48	2:11.328	7.808	9	1:59.880	1.795	81	1:59.454	2.900	37	2:02.372	28.083			
37	2:11.415	7.895	81	1:59.953	2.216	4	1:59.341	5.075	17	2:02.290	28.302			
39	2:12.031	8.511	4	2:00.078	4.408	1	1:59.657	7.207	15	2:02.415	28.939			
17	2:12.323	8.803	1	2:00.330	5.090	2	1:59.970	7.302	27	2:02.412	29.035			
27	2:12.705	9.185	2	2:00.291	5.332	46	1:59.586	9.495	41	2:02.209	29.194			
70	2:12.883	9.363	46	2:00.351	7.937	25	1:59.773	10.769	57	2:01.910	31.188			
22	2:13.221	9.701	25	2:00.976	8.875	5	1:59.400	11.053	14	2:01.864	31.433			
15	2:13.439	9.919	88	2:00.907	9.367	77	1:59.747	12.398	70	2:02.042	31.476			
14	2:13.917	10.397	5	2:00.820	9.567	10	1:59.816	13.784	24	2:02.408	33.264			
41	2:14.356	10.836	77	2:00.624	10.314	88	2:00.992	13.857	71	2:03.082	33.475			
57	2:15.525	12.005	33	2:00.962	10.856	33	2:00.251	14.389	8	2:02.088	33.639			
8	2:15.687	12.167	10	2:00.973	11.289	6	2:00.588	15.132	80	2:00.892	33.985			
24	2:15.819	12.299	6	2:01.770	12.016	19	2:00.580	18.155	55	2:00.686	40.184			
71	2:16.073	12.553	78	2:02.275	14.162	78	2:01.197	18.865	23	1:59.131	58.377			
80	2:28.547	25.027	19	2:02.963	14.499	22	2:00.009	18.931	11	1:59.746	1:12.594			
55	2:31.560	28.040	32	2:03.874	15.265	32	2:00.976	19.577	Lap 8					
Lap 2			48	2:03.058	15.699	48	2:00.574	19.682	99	1:58.617				
99	2:00.220		22	2:01.932	16.372	37	2:03.298	24.943	9	1:58.975	2.619			
9	2:00.526	1.629	37	2:03.028	16.602	91	2:03.368	25.087	81	1:59.076	3.336			
81	2:01.185	1.977	39	2:02.933	16.867	39	2:03.404	25.220	4	1:58.853	5.090			
4	2:01.774	4.044	91	2:02.815	17.726	17	2:02.602	25.244	1	1:59.040	8.155			
1	2:02.264	4.474	17	2:03.371	17.960	15	2:01.436	25.756	2	1:59.342	9.120			
2	2:01.855	4.755	27	2:03.419	18.085	27	2:00.878	25.855	46	1:59.112	10.561			
46	2:03.504	7.300	15	2:03.093	18.219	41	2:00.722	26.217	5	1:59.332	12.596			
25	2:03.356	7.613	41	2:03.161	18.884	57	2:01.883	28.510	77	1:59.832	14.110			
88	2:03.356	8.174	14	2:03.952	19.201	70	2:01.903	28.666	25	1:59.943	14.322			
5	2:03.729	8.461	57	2:03.360	19.545	14	2:02.115	28.801	10	1:59.601	14.755			
77	2:05.666	9.404	70	2:04.544	20.367	71	2:01.710	29.625	88	1:59.642	15.793			
33	2:04.196	9.608	8	2:04.227	20.562	24	2:01.294	30.088	33	1:59.707	16.139			
6	2:04.438	9.960	24	2:04.121	20.806	8	2:01.443	30.783	6	1:59.549	16.558			
10	2:03.114	10.030	71	2:04.330	21.095	80	2:00.652	32.325	19	2:00.036	20.342			
32	2:03.833	11.105	80	2:01.360	28.113	55	2:01.057	38.730						
19	2:05.554	11.250	55	2:01.767	33.205	23	1:59.096	58.478						
78	2:04.754	11.601	23	2:38.695	58.060									
			11	2:53.392	1:09.476									



# F4Spain

## ROUND 1 - MOTORLAND

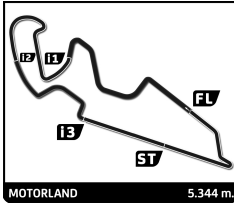
### RACE 1

Analysis by lap

Lapped ■

No	Lap Time	Gap	No	Lap Time	Gap	No	Lap Time	Gap	No	Lap Time	Gap	No	Lap Time	Gap
22	1:59.495	20.781	57	2:29.987	1:05.855	48	3:09.295	4.600	Lap 13			27	2:00.989	13.826
48	2:00.570	23.002	11	1:59.852	1:14.704	78	3:09.611	5.422	99	1:59.019		15	2:00.742	14.313
78	2:01.001	23.503	Lap 10			32	3:09.505	6.192	9	1:58.913	1.228	23	1:59.535	14.570
32	2:00.397	23.969	99	2:16.292		91	3:06.114	6.276	81	1:59.228	2.378	11	2:00.239	16.395
91	2:00.786	29.059	9	2:14.061	0.528	39	3:06.325	6.804	4	1:59.162	2.856	41	2:01.893	16.558
39	2:00.814	29.326	81	2:14.648	1.490	37	3:05.241	6.974	1	1:59.263	3.395	70	2:01.836	16.813
37	2:00.562	30.028	8	2:13.027	2.047	17	3:05.473	7.563	46	2:00.117	5.609	32	2:01.270	17.344
17	2:00.672	30.357	4	2:10.720	2.644	27	3:05.176	8.055	77	2:00.229	6.302	24	2:01.608	18.874
27	2:01.359	31.777	2	2:10.927	3.551	15	3:04.519	8.219	2	2:00.963	6.599	55	2:01.787	20.337
15	2:01.813	32.135	46	2:09.861	4.143	41	3:04.422	8.856	5	2:00.563	7.160	8	2:02.645	21.906
41	2:01.932	32.509	5	2:08.510	4.989	70	3:03.569	9.226	25	2:00.724	7.588	37	2:02.295	27.519
14	2:01.795	34.611	77	2:06.619	5.963	24	3:02.377	9.618	22	2:00.926	8.205	57	2:01.355	32.939
57	2:02.048	34.619	10	2:06.996	6.430	71	3:02.072	10.919	10	2:02.591	9.422	14	2:16.743	34.271
70	2:01.986	34.845	25	2:07.294	7.241	8	3:01.641	11.300	33	2:02.177	9.646	71	2:02.291	44.678
24	2:01.980	36.627	88	2:07.020	8.811	55	3:00.375	11.586	88	2:02.134	9.819	78	2:01.247	56.410
71	2:02.115	36.973	33	2:08.203	10.012	23	2:42.513	11.964	48	2:02.181	9.980	Lap 15		
80	2:02.487	37.855	22	2:05.172	10.644	14	2:39.672	12.579	39	2:00.959	11.140	99	1:58.719	
8	2:03.258	38.280	19	2:06.069	11.336	11	2:32.362	12.771	19	2:00.954	12.764	9	1:59.234	0.779
55	2:00.537	42.104	48	2:04.982	12.943	80	3:09.034	17.310	91	2:03.956	12.848	81	1:59.201	1.138
23	1:58.870	58.630	78	2:05.149	13.449	57	2:02.539	27.480	17	2:00.981	13.050	4	1:59.269	1.710
11	1:59.626	1:13.603	32	2:05.227	14.325	Lap 12			27	2:00.916	13.602	1	1:59.114	2.115
Lap 9			91	2:03.999	17.800	99	1:59.779		15	2:00.855	14.336	46	1:59.133	4.332
99	1:58.751		39	2:03.685	18.117	9	2:00.444	1.334	41	2:02.063	15.430	77	1:59.076	5.011
9	1:58.891	2.759	37	2:03.831	19.371	81	2:01.228	2.169	70	2:02.170	15.742	2	1:59.158	5.547
81	1:58.549	3.134	17	2:03.979	19.728	4	2:01.373	2.713	23	2:01.106	15.800	5	1:59.367	6.230
4	1:58.973	5.312	27	2:04.055	20.517	1	2:01.672	3.151	32	2:03.639	16.839	22	1:59.942	7.918
1	1:58.812	8.216	15	2:04.005	21.338	46	2:02.700	4.511	11	2:01.991	16.921	25	2:00.915	8.240
2	1:58.547	8.916	41	2:04.267	22.072	2	2:03.038	4.655	24	2:04.134	18.031	10	1:59.790	9.457
46	1:58.764	10.574	70	2:01.647	23.295	77	2:02.796	5.092	14	2:02.465	18.293	33	1:59.532	9.546
5	1:58.926	12.771	24	2:02.522	24.879	5	2:03.415	5.616	55	2:03.826	19.315	88	1:59.622	10.042
77	2:00.277	15.636	80	2:02.828	25.914	10	2:03.045	5.850	8	2:04.625	20.026	48	2:01.614	12.797
10	1:59.722	15.726	71	2:03.641	26.485	25	2:02.744	5.883	37	2:11.355	25.989	39	2:01.401	12.930
25	2:00.668	16.239	8	2:03.311	27.297	22	2:02.300	6.298	57	2:01.829	32.349	19	1:59.905	13.678
88	2:01.041	18.083	55	2:01.502	28.849	33	2:02.874	6.488	71	2:28.856	43.152	91	1:59.616	13.791
33	2:00.713	18.101	23	2:04.440	47.089	88	2:03.185	6.704	78	2:47.304	55.928	17	1:59.768	14.400
6	2:00.419	18.226	14	2:04.243	50.545	48	2:01.997	6.818	Lap 14			27	1:59.789	14.896
19	1:59.968	21.559	11	1:59.635	58.047	78	2:02.000	7.643	99	2:00.765		23	2:00.057	15.908
22	1:59.734	21.764	57	2:53.016	1:42.579	91	2:01.414	7.911	9	1:59.801	0.264	15	2:00.808	16.402
48	2:00.002	24.253	Lap 11			39	2:02.175	9.200	81	1:59.043	0.656	11	1:59.555	17.231
78	1:59.840	24.592	99	3:17.638		19	2:06.557	10.829	4	1:59.069	1.160	41	2:00.461	18.300
32	2:00.172	25.390	9	3:17.779	0.669	17	2:03.304	11.088	1	1:59.090	1.720	32	2:00.609	19.234
91	1:59.785	30.093	81	3:16.868	0.720	27	2:03.429	11.705	46	1:59.074	3.918	70	2:01.248	19.342
39	2:00.149	30.724	4	3:16.710	1.119	32	2:05.806	12.219	77	1:59.117	4.654	24	2:00.652	20.807
37	2:00.555	31.832	1	3:16.252	1.258	41	2:03.309	12.386	2	1:59.274	5.108	55	2:00.533	22.151
17	2:00.435	32.041	2	3:15.483	1.396	15	2:04.060	12.500	5	1:59.187	5.582	8	2:01.149	24.336
27	1:59.728	32.754	46	3:15.085	1.590	70	2:03.144	12.591	25	1:59.221	6.044	37	2:00.736	29.536
15	2:00.241	33.625	5	3:14.629	1.980	24	2:03.077	12.916	22	1:59.255	6.695	57	2:00.636	34.856
41	2:00.339	34.097	77	3:13.750	2.075	71	2:02.175	13.315	10	1:59.729	8.386	14	2:00.915	36.467
70	2:01.846	37.940	10	3:13.792	2.584	37	2:06.458	13.653	33	1:59.852	8.733	71	2:01.393	47.352
24	2:00.773	38.649	25	3:13.315	2.918	23	2:01.528	13.713	88	2:00.085	9.139	78	1:59.881	57.572
71	2:00.914	39.136	88	3:12.125	3.298	11	2:00.957	13.949	48	2:00.687	9.902	Lap 16		
80	2:00.274	39.378	33	3:11.019	3.393	8	2:02.899	14.420	39	1:59.873	10.248	99	1:58.337	
8	2:00.749	40.278	22	3:10.771	3.777	55	2:02.701	14.508	19	2:00.493	12.492	9	1:58.379	0.821
55	2:00.286	43.639	19	3:10.353	4.051	14	2:02.047	14.847	91	2:00.811	12.894	81	1:58.474	1.275
23	1:59.062	58.941				57	2:01.838	29.539	17	2:01.066	13.351			
14	2:26.734	1:02.594												





# F4Spain

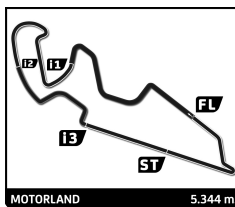
## ROUND 1 - MOTORLAND

### RACE 1

Analysis by lap

Lapped ■

No	Lap Time	Gap	No	Lap Time	Gap	No	Lap Time	Gap	No	Lap Time	Gap
4	1:58.944	2.317									
1	1:59.082	2.860									
46	1:58.754	4.749									
77	1:58.766	5.440									
2	1:59.030	6.240									
5	1:59.257	7.150									
22	1:59.024	8.605									
25	1:59.718	9.621									
10	1:59.494	10.614									
33	2:00.210	11.419									
88	1:59.782	11.487									
48	2:01.812	16.272									
39	2:02.154	16.747									
19	2:01.703	17.044									
17	2:01.104	17.167									
23	2:00.065	17.636									
91	2:03.133	18.587									
11	2:00.153	19.047									
27	2:02.882	19.441									
15	2:01.475	19.540									
41	2:00.177	20.140									
70	2:01.617	22.622									
32	2:01.860	22.757									
24	2:03.431	25.901									
55	2:02.204	26.018									
8	2:01.096	27.095									
37	2:00.558	31.757									
57	2:00.631	37.150									
14	2:00.722	38.852									
71	2:00.983	49.998									
78	1:59.478	58.713									



# F4Spain

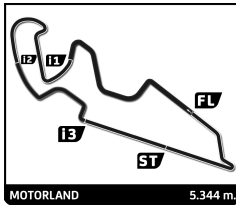
## ROUND 1 - MOTORLAND

### RACE 1

### Sector Analysis

— Invalidated Lap   ■ Personal Best   ■ Session Best   B Crossing the pit lane

Lap	Time	Sector 1	Sector 2	Sector 3	Sector 4	T.Sp	Lap	Time	Sector 1	Sector 2	Sector 3	Sector 4	T.Sp	
<b>1</b>	<b>Hudson SCHWARTZ</b> USA							<b>5</b>	<b>Miguel COSTA</b> BRA					
	KCL MP Motorsport Tatuus F4 T -421								Campos Racing Tatuus F4 T -421					
1	2:05.950	34.865	32.485	20.846	37.754	238.9	1	2:08.472	36.407	32.387	21.329	38.349	237.4	
2	<u>2:02.264</u>	<u>32.182</u>	31.963	20.544	37.575	233.8	2	2:03.729	32.917	32.275	20.356	38.181	236.8	
3	2:00.330	31.063	31.355	20.198	37.714	233.8	3	2:00.820	31.403	31.427	20.330	37.660	236.8	
4	2:00.519	31.693	31.233	20.034	37.559	236.8	4	2:00.067	31.125	31.289	20.151	37.502	236.8	
5	1:59.672	30.756	31.139	20.059	37.718	237.4	5	1:59.750	30.904	31.228	20.090	37.528	236.8	
6	1:59.657	30.993	31.229	20.099	37.336	237.9	6	<u>1:59.400</u>	30.837	<u>31.208</u>	20.028	37.327	235.3	
7	1:59.757	31.264	31.062	20.005	37.426	233.8	7	<u>2:00.060</u>	30.953	<u>31.125</u>	20.454	37.528	234.8	
8	1:59.040	30.745	31.077	20.067	37.151	234.8	8	<u>1:59.332</u>	30.937	31.146	19.988	37.261	236.8	
9	<u>1:58.812</u>	30.660	<u>30.935</u>	20.127	<u>37.090</u>	238.4	9	<u>1:58.926</u>	<u>30.745</u>	<u>31.053</u>	<u>19.957</u>	<u>37.171</u>	240.0	
10	2:10.720	30.678	31.204	21.616	47.222	124.0	10	<u>2:08.510</u>	30.790	<u>30.994</u>	20.687	46.039	151.9	
11	3:16.252	44.652	48.321	31.104	1:12.175	91.2	11	3:14.629	43.858	48.694	30.954	1:11.123	85.9	
12	2:01.672	32.106	31.950	20.300	37.316	237.4	12	<u>2:03.415</u>	31.894	<u>32.668</u>	20.631	38.222	238.4	
13	1:59.263	30.771	31.146	20.029	37.317	235.8	13	2:00.563	31.352	31.619	20.197	37.395	235.8	
14	1:59.090	30.776	31.101	19.948	37.265	238.9	14	<u>1:59.187</u>	<u>30.853</u>	31.136	19.984	37.214	240.5	
15	1:59.114	30.692	31.097	20.093	37.232	237.9	15	1:59.367	30.780	<u>30.944</u>	20.189	37.454	237.4	
16	1:59.082	<u>30.563</u>	31.072	<u>19.862</u>	37.585	240.5	16	<u>1:59.257</u>	<u>30.760</u>	<u>31.157</u>	20.027	37.313	234.8	
<b>2</b>	<b>Vivek KANTHAN</b> USA						<b>6</b>	<b>Sacha VAN'T PAD BOSCH</b> NLD						
	Campos Racing Tatuus F4 T -421							T-Code by Amtog Tatuus F4 T -421						
1	2:06.640	34.672	33.105	20.803	38.060	237.9	1	2:09.262	36.961	33.063	20.977	38.261	243.2	
2	2:01.855	31.625	32.009	20.680	37.541	236.3	2	2:04.438	32.895	32.745	20.591	38.207	235.3	
3	2:00.291	31.096	31.537	20.288	37.370	235.8	3	<u>2:01.770</u>	<u>32.230</u>	31.419	20.246	37.875	234.3	
4	1:59.930	31.145	31.203	20.006	37.576	234.3	4	1:59.961	30.951	31.411	20.077	37.522	235.8	
5	<u>1:59.801</u>	<u>30.757</u>	31.133	20.094	37.817	233.3	5	2:00.298	<u>30.767</u>	31.695	20.208	37.628	236.3	
6	1:59.970	30.847	31.109	20.021	37.993	234.8	6	2:00.588	31.046	31.469	20.103	37.970	234.3	
7	2:00.325	31.659	31.090	20.191	37.385	233.8	7	1:59.726	30.939	31.270	<u>19.987</u>	37.530	237.4	
8	<u>1:59.342</u>	30.837	<u>31.224</u>	20.026	37.255	236.3	8	<u>1:59.549</u>	30.949	<u>31.170</u>	<u>20.079</u>	<u>37.351</u>	236.8	
9	<u>1:58.547</u>	<u>30.637</u>	<u>30.963</u>	<u>19.917</u>	<u>37.030</u>	237.9	9	<u>2:00.419</u>	<u>30.788</u>	31.403	20.229	37.999	241.1	
10	2:10.927	<u>30.672</u>	31.073	21.531	47.651	118.6								
11	3:15.483	44.164	48.798	30.829	1:11.692	82.1								
12	2:03.038	32.324	32.492	20.689	37.533	238.9								
13	2:00.963	32.020	31.511	20.188	37.244	234.8								
14	<u>1:59.274</u>	<u>30.912</u>	31.112	20.092	37.158	238.4								
15	1:59.158	30.806	31.140	20.061	37.151	238.4								
16	<u>1:59.030</u>	30.672	31.166	19.986	37.206	236.3								
<b>4</b>	<b>Ean EYCKMANS</b> BEL						<b>8</b>	<b>Philippe Armand KARRAS</b> GRC						
	MP Motorsport Tatuus F4 T -421							Saintéloc Racing Tatuus F4 T -421						
1	2:06.010	34.445	32.406	20.922	38.237	234.8	1	2:15.687	40.977	33.472	22.271	38.967	229.8	
2	<u>2:01.774</u>	<u>32.012</u>	31.752	20.291	37.719	233.3	2	<u>2:04.102</u>	<u>32.384</u>	31.990	20.766	38.962	233.8	
3	<u>2:00.078</u>	<u>30.952</u>	31.300	20.164	37.662	233.8	3	2:04.227	31.988	32.397	21.096	38.746	228.8	
4	1:59.683	30.842	31.153	19.951	37.737	233.8	4	<u>2:03.817</u>	<u>31.873</u>	31.991	20.524	39.429	228.3	
5	1:59.374	30.815	31.030	19.994	37.535	235.8	5	<u>2:02.692</u>	31.743	<u>32.235</u>	20.602	38.112	233.3	
6	1:59.341	30.713	31.046	20.085	37.497	235.3	6	<u>2:01.443</u>	31.620	<u>31.571</u>	20.403	37.849	231.8	
7	1:59.011	30.740	30.976	19.857	37.438	234.3	7	2:02.088	31.942	31.767	20.400	37.979	232.8	
8	<u>1:58.853</u>	<u>30.618</u>	31.006	<u>19.759</u>	37.470	234.8	8	2:03.258	32.126	31.949	20.547	38.636	232.8	
9	1:58.973	30.770	<u>30.957</u>	19.989	<u>37.257</u>	238.4	9	<u>2:00.749</u>	<u>31.207</u>	<u>31.410</u>	20.346	<u>37.786</u>	234.3	
10	2:13.027	30.622	31.005	20.218	51.182	119.1	10	2:03.311	31.372	32.386	21.055	38.498	233.3	
11	3:16.710	44.749	48.022	31.286	1:12.653	85.4	11	3:01.641	36.778	47.967	31.473	1:05.423	86.9	
12	<u>2:01.373</u>	<u>31.935</u>	31.727	20.244	37.467	237.9	12	2:02.899	31.733	31.692	20.553	38.921	233.3	
13	1:59.162	30.776	31.057	19.963	37.366	235.3	13	<u>2:04.625</u>	32.230	<u>32.601</u>	20.533	39.261	231.3	
14	1:59.069	30.694	31.160	19.930	37.285	239.5	14	<u>2:02.645</u>	31.476	<u>31.588</u>	21.286	38.295	230.8	
15	1:59.269	30.675	31.226	20.069	37.299	238.4	15	<u>2:01.149</u>	31.439	<u>31.522</u>	20.382	37.806	232.8	
16	1:58.944	30.636	31.004	19.857	37.447	237.4	16	<u>2:01.096</u>	<u>31.297</u>	<u>31.570</u>	<u>20.208</u>	38.021	230.3	
<b>9</b>	<b>René LAMMERS</b> NLD						<b>9</b>	<b>René LAMMERS</b> NLD						
	MP Motorsport Tatuus F4 T -421							MP Motorsport Tatuus F4 T -421						
1	2:04.843	34.304	32.320	20.508	37.711	237.9	1	2:04.843	34.304	32.320	20.508	37.711	237.9	
2	2:00.526	31.192	31.506	20.160	37.668	233.3	2	2:00.526	31.192	31.506	20.160	37.668	233.3	
3	<u>1:59.880</u>	30.866	<u>31.267</u>	20.077	37.670	234.8	3	<u>1:59.880</u>	30.866	<u>31.267</u>	20.077	37.670	234.8	
4	1:59.641	30.879	<u>31.188</u>	20.004	37.570	233.8	4	1:59.641	30.879	<u>31.188</u>	20.004	37.570	233.8	



# F4Spain

## ROUND 1 - MOTORLAND

### RACE 1

### Sector Analysis

— Invalidated Lap    ■ Personal Best    ■ Session Best    B Crossing the pit lane

Lap	Time	Sector 1	Sector 2	Sector 3	Sector 4	T.Sp	Lap	Time	Sector 1	Sector 2	Sector 3	Sector 4	T.Sp
5	1:59.468	30.964	31.136	20.047	37.321	234.8	5	2:02.743	31.978	31.831	20.528	38.406	232.8
6	1:59.345	30.770	31.246	19.966	37.363	235.3	6	2:02.115	32.466	31.651	20.434	37.564	235.8
7	1:58.975	30.720	31.032	19.836	37.387	234.8	7	2:01.864	32.172	31.492	20.279	37.921	235.3
8	1:58.975	30.773	31.046	19.897	37.259	235.8	8	2:01.795	32.093	31.447	20.544	37.711	236.8
9	1:58.891	30.641	30.970	19.907	37.373	237.9	9	2:26.734	55.982	32.104	20.604	38.044	232.3
10	2:14.061	30.713	31.043	20.645	51.660	115.1	10	2:04.243	32.592	32.527	20.903	38.221	231.8
11	3:17.779	44.941	48.035	31.636	1:13.167	81.8	11	2:39.672	33.218	32.273	29.304	1:04.877	123.4
12	2:00.444	31.670	31.354	20.040	37.380	236.3	12	2:02.047	31.942	31.794	20.492	37.819	235.8
13	1:58.913	30.720	31.058	19.796	37.339	234.8	13	2:02.465	31.705	31.782	20.859	38.119	232.3
14	1:59.801	30.819	31.151	20.512	37.319	240.0	14	2:16.743	31.711	31.644	34.859	38.529	232.3
15	1:59.234	30.814	31.113	20.003	37.304	237.9	15	2:00.915	31.303	31.506	20.417	37.689	235.3
16	1:58.379	30.445	30.993	19.842	37.099	237.9	16	2:00.722	31.157	31.361	20.213	37.991	230.8

10	Niklas SCHAUFLE	AUT				
KCL MP Motorsport		Tatuus F4 T -421				
1	2:10.656	38.071	32.895	21.540	38.150	234.8
2	2:03.114	31.768	32.602	20.911	37.833	234.3
3	2:00.973	31.704	31.390	20.238	37.641	235.3
4	2:00.079	31.048	31.344	20.200	37.487	237.9
5	2:00.331	30.890	31.800	20.222	37.419	236.3
6	1:59.816	30.755	31.424	20.038	37.599	239.5
7	1:59.219	30.709	31.048	20.125	37.337	236.3
8	1:59.601	31.014	31.397	19.994	37.196	237.9
9	1:59.722	31.281	31.374	20.025	37.042	239.5
10	2:06.996	31.209	31.386	20.990	43.411	215.1
11	3:13.792	43.757	48.780	30.790	1:10.465	89.3
12	2:03.045	31.757	32.360	20.949	37.979	239.5
13	2:02.591	31.938	32.086	20.848	37.719	234.3
14	1:59.729	31.089	31.199	19.998	37.443	237.9
15	1:59.790	30.785	31.216	20.150	37.639	235.8
16	1:59.494	30.960	31.261	19.948	37.325	235.8

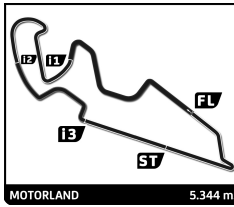
11	Reno FRANCO	NLD				
KCL MP Motorsport		Tatuus F4 T -421				
1	2:09.305	37.083	32.591	21.049	38.582	236.8
2	2:10.233 B	32.393	32.458	20.738	44.644	234.3
3	2:53.392	1:23.560	31.735	20.277	37.820	232.8
4	2:00.235	31.116	31.390	20.043	37.686	232.8
5	2:00.191	31.056	31.190	19.975	37.970	232.8
6	1:59.909	31.065	31.252	20.045	37.547	235.3
7	1:59.746	31.060	31.136	19.983	37.567	233.8
8	1:59.626	31.026	31.120	20.028	37.452	236.3
9	1:59.852	31.123	31.268	19.999	37.462	235.3
10	1:59.635	30.856	31.200	20.089	37.490	235.3
11	2:32.362	31.129	31.117	25.589	1:04.527	124.9
12	2:00.957	31.331	31.342	20.268	38.016	240.0
13	2:01.991	32.020	31.755	20.376	37.840	234.3
14	2:00.239	31.105	31.276	20.294	37.564	234.8
15	1:59.555	31.062	31.091	20.074	37.328	237.4
16	2:00.153	30.648	31.124	20.890	37.491	235.8

14	Jean Paul KARRAS	GRC				
Saintéloc Racing		Tatuus F4 T -421				
1	2:13.917	40.570	33.405	21.738	38.204	235.3
2	2:04.786	31.721	32.646	21.574	38.845	232.3
3	2:03.952	31.948	32.556	21.232	38.216	238.9
4	2:02.473	31.356	32.065	20.947	38.105	232.3

15	Edward ROBINSON	ESP				
DXR		Tatuus F4 T -421				
1	2:13.439	39.796	33.177	22.468	37.998	238.4
2	2:05.141	31.839	32.836	21.333	39.133	233.3
3	2:03.093	32.191	32.376	20.685	37.841	237.4
4	2:02.343	31.765	32.168	20.576	37.834	236.8
5	2:01.489	31.741	31.525	20.394	37.829	232.3
6	2:01.436	31.199	31.488	20.492	38.257	239.5
7	2:02.415	31.662	32.093	20.602	38.058	235.3
8	2:01.813	31.836	32.023	20.445	37.509	235.8
9	2:00.241	30.910	31.444	20.149	37.738	238.4
10	2:04.005	31.043	33.040	20.868	39.054	224.1
11	3:04.519	38.639	47.518	31.631	1:06.731	71.5
12	2:04.060	31.696	32.241	21.273	38.850	237.9
13	2:00.855	31.283	31.374	20.222	37.976	233.8
14	2:00.742	31.372	31.433	20.348	37.589	237.4
15	2:00.808	31.315	31.885	20.322	37.286	237.4
16	2:01.475	30.835	31.313	21.168	38.159	237.4

17	Nacho TUÑÓN	ESP				
Tecnicar by Amtog		Tatuus F4 T -421				
1	2:12.323	39.439	33.143	21.488	38.253	238.9
2	2:05.720	31.973	32.716	21.943	39.088	234.8
3	2:03.371	31.722	32.551	20.734	38.364	236.8
4	2:01.861	31.601	31.737	20.433	38.090	233.3
5	2:00.552	30.928	31.396	20.418	37.810	231.3
6	2:02.602	31.679	31.997	20.615	38.311	238.9
7	2:02.290	31.954	32.007	20.588	37.741	236.3
8	2:00.672	31.192	31.450	20.327	37.703	234.3
9	2:00.435	31.024	31.293	20.456	37.662	238.9
10	2:03.979	31.699	32.336	20.600	39.344	232.8
11	3:05.473	38.758	48.234	31.216	1:07.265	81.6
12	2:03.304	31.573	32.411	21.257	38.063	236.3
13	2:00.981	31.238	31.208	20.366	38.169	235.3
14	2:01.066	31.949	31.533	20.289	37.295	234.8
15	1:59.768	30.811	31.314	20.314	37.329	236.3
16	2:01.104	31.119	32.319	20.276	37.390	237.4

19	Matus RYBA	SVK				
Griffin Core		Tatuus F4 T -421				
1	2:09.436	37.297	33.239	21.106	37.794	240.5
2	2:05.554	32.817	33.261	20.734	38.742	233.8
3	2:02.963	32.946	32.118	20.216	37.683	234.8
4	2:00.650	31.183	31.570	20.262	37.635	235.3



# F4Spain

## ROUND 1 - MOTORLAND

### RACE 1

### Sector Analysis

Lap	Time	Sector 1	Sector 2	Sector 3	Sector 4	T.Sp	Lap	Time	Sector 1	Sector 2	Sector 3	Sector 4	T.Sp
5	2:00.157	30.908	<b>31.055</b>	20.148	38.046	234.8	5	<u>2:02.357</u>	<u>31.665</u>	32.092	20.542	38.058	233.8
6	<u>2:00.580</u>	31.470	<u>31.318</u>	20.179	37.613	234.8	6	2:01.294	31.380	31.478	20.671	37.765	235.8
7	2:00.000	31.009	31.241	20.131	37.619	234.8	7	2:02.408	31.576	31.913	21.019	37.900	236.3
8	2:00.036	30.933	31.227	20.349	37.527	234.3	8	2:01.980	31.934	31.743	20.476	37.827	233.3
9	1:59.968	<b>30.824</b>	31.322	20.176	37.646	233.8	9	<u>2:00.773</u>	<u>31.190</u>	31.559	20.413	37.611	236.3
10	2:06.069	32.565	31.658	21.600	40.246	231.8	10	2:02.522	31.242	32.742	20.503	38.035	232.3
11	3:10.353	41.686	49.129	30.690	1:08.848	94.9	11	3:02.377	36.846	48.465	30.760	1:06.306	78.7
12	2:06.557	31.628	35.508	21.271	38.150	234.3	12	2:03.077	31.508	32.015	21.217	38.337	236.8
13	2:00.954	30.985	31.257	<b>20.101</b>	38.611	236.3	13	2:04.134	32.350	32.078	21.179	38.527	234.8
14	2:00.493	31.422	31.417	20.137	37.517	235.3	14	2:01.608	31.726	31.615	<b>20.344</b>	37.923	233.8
15	<b>1:59.905</b>	30.934	31.340	20.138	<b>37.493</b>	235.8	15	<b>2:00.652</b>	<b>31.204</b>	<b>31.436</b>	20.417	<b>37.595</b>	235.8
16	2:01.703	31.344	32.216	20.431	37.712	235.8	16	<u>2:03.431</u>	<u>31.860</u>	32.187	20.955	38.429	231.8

22 Juan COTA		ESP				
MP Motorsport		Tatuus F4 T -421				
1	2:13.221	40.652	32.817	21.665	38.087	241.1
2	<u>2:04.673</u>	<u>31.843</u>	32.080	21.547	39.203	231.3
3	2:01.932	31.591	32.319	20.410	37.612	238.4
4	2:00.592	31.234	31.306	20.267	37.785	238.4
5	<u>1:59.689</u>	<u>30.903</u>	<u>31.235</u>	20.124	37.427	238.4
6	2:00.009	31.111	31.001	20.282	37.615	235.8
7	2:00.204	31.397	31.212	20.118	37.477	234.8
8	<u>1:59.495</u>	<u>30.793</u>	31.212	20.133	37.357	236.8
9	1:59.734	30.813	31.227	20.068	37.626	237.9
10	2:05.172	32.031	31.802	21.342	39.997	227.4
11	3:10.771	42.013	49.049	30.622	1:09.087	93.7
12	2:02.300	31.524	32.209	20.556	38.011	238.4
13	2:00.926	31.782	31.350	20.207	37.587	237.4
14	1:59.255	30.937	31.159	<b>20.018</b>	<b>37.141</b>	238.9
15	1:59.942	30.905	31.020	20.142	37.875	235.3
16	<b>1:59.024</b>	<b>30.721</b>	<b>30.986</b>	20.069	37.248	235.3

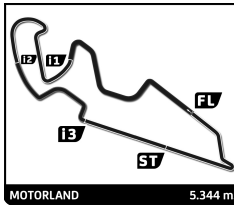
25 Francisco MONARCA		ARG				
Monlau Motorsport		Tatuus F4 T -421				
1	2:07.997	35.370	32.798	20.783	39.046	240.0
2	2:03.356	32.937	31.786	20.644	37.989	234.3
3	2:00.976	31.362	31.647	20.185	37.782	235.3
4	<u>1:59.997</u>	31.097	<u>31.423</u>	20.121	37.356	235.3
5	1:59.855	30.973	31.369	19.976	37.537	235.3
6	1:59.773	30.930	31.214	20.055	37.574	236.8
7	2:01.459	30.961	31.282	21.723	37.493	237.9
8	1:59.943	31.332	31.306	<b>19.939</b>	37.366	240.0
9	<u>2:00.668</u>	<u>32.024</u>	31.344	<u>20.155</u>	<b>37.145</b>	241.1
10	2:07.294	31.124	31.407	21.294	43.469	199.3
11	3:13.315	43.626	48.896	30.567	1:10.226	92.2
12	2:02.744	31.718	32.476	20.860	37.690	239.5
13	2:00.724	31.718	31.448	20.229	37.329	238.9
14	<b>1:59.221</b>	<b>30.852</b>	<b>31.060</b>	20.149	37.160	241.1
15	<u>2:00.915</u>	<b>30.795</b>	<u>30.996</u>	20.535	38.589	235.3
16	1:59.718	31.092	31.289	20.016	37.321	237.4

23 Jan PRZYROWSKI		POL				
Griffin Core		Tatuus F4 T -421				
1	2:06.484	34.635	32.441	20.873	38.535	235.8
2	<u>2:16.335</u> B	34.968	<u>34.279</u>	22.121	44.967	232.3
3	<u>2:38.695</u>	1:09.457	<u>31.459</u>	20.049	37.730	234.3
4	1:59.912	30.989	31.325	19.942	37.656	234.3
5	1:59.141	30.632	31.071	19.920	37.518	234.3
6	1:59.096	30.730	31.118	19.887	37.361	235.3
7	1:59.131	30.764	31.035	19.961	37.371	234.8
8	<u>1:58.870</u>	30.622	<u>30.964</u>	20.000	37.284	236.8
9	<b>1:59.062</b>	30.652	<b>30.990</b>	<b>19.878</b>	37.542	235.8
10	2:04.440	32.852	32.844	20.974	37.770	234.8
11	2:42.513	31.897	35.309	30.333	1:04.974	108.3
12	2:01.528	31.702	31.279	20.532	38.015	238.4
13	2:01.106	31.859	31.559	20.057	37.631	239.5
14	1:59.535	31.103	31.069	19.904	37.459	238.4
15	<u>2:00.057</u>	<u>31.048</u>	31.869	19.968	<b>37.172</b>	234.8
16	2:00.065	<b>30.556</b>	31.712	20.444	37.353	233.8

27 Alexander JACOBY		BRA				
Monlau Motorsport		Tatuus F4 T -421				
1	2:12.705	38.852	33.595	21.414	38.844	233.3
2	<u>2:05.415</u>	31.904	<u>32.936</u>	21.622	38.953	236.8
3	<u>2:03.419</u>	31.983	<u>32.465</u>	21.036	37.935	236.8
4	<u>2:02.562</u>	<u>31.753</u>	<u>32.246</u>	20.379	38.184	234.8
5	2:02.061	31.938	31.591	20.441	38.091	237.4
6	<u>2:00.878</u>	31.280	<u>31.355</u>	20.425	37.818	238.4
7	2:02.412	31.958	31.811	20.820	37.823	238.4
8	2:01.359	31.768	31.776	20.340	37.475	234.8
9	<u>1:59.728</u>	<u>30.978</u>	31.278	20.293	<b>37.179</b>	237.9
10	2:04.055	31.440	32.539	20.967	39.109	230.8
11	3:05.176	38.556	48.072	31.377	1:07.171	77.5
12	2:03.429	31.754	32.059	21.295	38.321	238.9
13	2:00.916	31.160	31.360	<b>20.221</b>	38.175	236.8
14	2:00.989	31.863	31.428	20.339	37.359	238.4
15	<b>1:59.789</b>	30.962	<b>31.182</b>	20.262	37.383	238.4
16	2:02.882	<b>30.823</b>	32.394	21.373	38.292	236.8

24 Kyuho LEE		KOR				
Rodin Motorsport		Tatuus F4 T -421				
1	2:15.819	40.922	34.194	22.146	38.557	235.3
2	<u>2:04.320</u>	<u>32.650</u>	31.922	20.956	38.792	234.3
3	<u>2:04.121</u>	<u>32.172</u>	32.077	21.284	38.588	234.8
4	2:03.362	31.796	32.125	20.596	38.845	231.3

32 Wiktor DOBRZANSKI		POL				
Tecnicar by Amtog		Tatuus F4 T -421				
1	2:11.012	38.239	33.016	21.610	38.147	238.9
2	<u>2:03.833</u>	<u>32.352</u>	32.474	20.803	38.204	230.8
3	<u>2:03.874</u>	<u>32.933</u>	32.629	20.394	37.918	233.3
4	<u>2:00.729</u>	<u>31.240</u>	31.535	<b>20.106</b>	37.848	234.3



# F4Spain

## ROUND 1 - MOTORLAND

### RACE 1

### Sector Analysis

Lap	Time	Sector 1	Sector 2	Sector 3	Sector 4	T.Sp	Lap	Time	Sector 1	Sector 2	Sector 3	Sector 4	T.Sp
5	2:00.338	30.935	<b>31.334</b>	20.185	37.884	232.3	5	2:01.455	31.147	31.693	20.933	37.682	241.1
6	2:00.976	31.610	31.467	20.168	37.731	237.4	6	2:03.404	32.321	32.292	20.765	38.026	240.5
7	<u>2:01.844</u>	32.010	<u>31.231</u>	20.291	38.312	235.8	7	2:01.141	31.844	31.678	<b>20.130</b>	37.489	236.8
8	<u>2:00.397</u>	<u>31.035</u>	<u>31.533</u>	20.298	37.531	238.4	8	2:00.814	31.382	31.573	20.300	37.559	236.8
9	<b>2:00.172</b>	31.034	31.372	20.113	37.653	238.9	9	<b>2:00.149</b>	31.053	<b>31.353</b>	20.371	<b>37.372</b>	238.4
10	<u>2:05.227</u>	<b>30.878</b>	<u>32.641</u>	21.334	40.374	224.1	10	2:03.685	31.002	31.884	21.053	39.746	218.6
11	3:09.505	40.854	49.014	31.210	1:08.427	81.9	11	3:06.325	38.890	48.493	31.068	1:07.874	86.3
12	<u>2:05.806</u>	<u>32.488</u>	33.213	21.235	38.870	237.9	12	<u>2:02.175</u>	31.927	<u>32.189</u>	20.452	37.607	235.8
13	2:03.639	32.579	31.599	20.484	38.977	237.4	13	2:00.959	<b>30.994</b>	31.485	20.510	37.970	240.5
14	2:01.270	31.527	31.358	20.550	37.835	240.5	14	<u>1:59.873</u>	31.022	<u>31.151</u>	20.222	37.478	240.0
15	2:00.609	31.041	31.603	20.511	<b>37.454</b>	235.3	15	2:01.401	31.011	31.989	20.355	38.046	241.1
16	2:01.860	31.681	31.857	20.430	37.892	234.3	16	<u>2:02.154</u>	<u>31.975</u>	32.091	20.214	37.874	237.9

**33** Christopher EL FEGHALI LBN  
Drivex Tatuus F4 T -421

1	2:09.152	36.787	32.706	21.042	38.617	237.4
2	2:04.196	32.796	32.576	20.654	38.170	235.3
3	<u>2:00.962</u>	<u>31.451</u>	31.608	20.219	37.684	233.8
4	2:00.132	30.993	31.373	20.198	37.568	234.8
5	2:00.881	31.248	31.556	20.132	37.945	233.8
6	2:00.251	31.159	31.389	20.083	37.620	235.8
7	1:59.892	31.028	31.220	20.126	37.518	235.3
8	<u>1:59.707</u>	<u>31.049</u>	31.221	<b>20.065</b>	37.372	237.4
9	<u>2:00.713</u>	<b>30.748</b>	<u>31.363</u>	20.455	38.147	235.8
10	<u>2:08.203</u>	<u>32.645</u>	31.437	20.954	43.167	185.6
11	3:11.019	42.238	48.716	30.735	1:09.330	88.7
12	2:02.874	31.685	32.272	21.050	37.867	238.4
13	2:02.177	31.838	31.709	20.911	37.719	235.8
14	1:59.852	31.139	31.276	20.140	<b>37.297</b>	238.4
15	<b>1:59.532</b>	30.858	<b>31.097</b>	20.137	37.440	238.9
16	2:00.210	31.119	31.216	20.067	37.808	236.3

**37** Filippo FIORENTINO BRA  
Drivex Tatuus F4 T -421

1	2:11.415	39.085	32.846	21.393	38.091	236.3
2	2:05.613	32.619	32.481	21.603	38.910	231.8
3	2:03.028	31.986	32.416	20.463	38.163	234.3
4	<u>2:01.104</u>	31.357	<u>31.529</u>	20.422	37.796	233.8
5	<u>2:01.670</u>	<u>31.316</u>	<u>31.680</u>	20.518	38.156	231.8
6	2:03.298	31.909	31.795	20.990	38.604	232.3
7	<u>2:02.372</u>	31.935	<u>32.219</u>	20.385	37.833	234.3
8	2:00.562	31.119	<b>31.482</b>	20.285	37.676	233.8
9	<u>2:00.555</u>	<b>31.039</b>	<u>31.468</u>	20.350	37.698	235.3
10	<u>2:03.831</u>	<u>31.762</u>	31.875	20.458	39.736	218.2
11	3:05.241	38.397	48.329	31.232	1:07.283	81.5
12	2:06.458	31.960	32.424	21.224	40.850	229.8
13	2:11.355	32.204	32.179	20.925	46.047	216.4
14	2:02.295	31.640	31.827	21.002	37.826	234.8
15	2:00.736	31.378	31.560	20.362	<b>37.436</b>	235.3
16	<b>2:00.558</b>	31.223	31.540	<b>20.247</b>	37.548	233.3

**39** Santino PANETTA ARG  
TC Racing Tatuus F4 T -421

1	2:12.031	38.609	32.960	22.001	38.461	235.8
2	2:05.357	32.025	32.798	21.604	38.930	231.8
3	<u>2:02.933</u>	31.514	<u>33.106</u>	20.632	37.681	235.8
4	2:01.225	31.347	31.426	20.681	37.771	236.3

**41** Stepan SUSLOV SWE  
DXR Tatuus F4 T -421

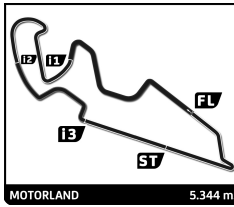
1	2:14.356	40.698	33.534	22.013	38.111	235.8
2	<u>2:04.821</u>	<u>31.546</u>	32.721	21.461	39.093	234.8
3	2:03.161	31.958	32.200	20.851	38.152	237.4
4	2:02.697	31.465	32.155	20.735	38.342	229.3
5	<u>2:01.645</u>	<u>31.695</u>	31.547	20.480	37.923	233.3
6	2:00.722	31.237	31.674	20.259	37.552	236.3
7	2:02.209	31.908	31.872	20.755	37.674	236.8
8	2:01.932	31.905	31.909	20.614	<b>37.504</b>	237.9
9	<u>2:00.339</u>	<u>30.988</u>	<b>31.354</b>	20.433	37.564	237.4
10	2:04.267	<b>31.019</b>	33.213	21.066	38.969	234.3
11	3:04.422	38.415	47.577	31.709	1:06.721	71.7
12	2:03.309	31.510	32.115	21.289	38.395	238.4
13	2:02.063	31.843	31.685	20.275	38.260	234.3
14	2:01.893	31.730	31.852	20.385	37.926	233.3
15	2:00.461	31.276	31.482	<b>20.177</b>	37.526	235.8
16	<b>2:00.177</b>	31.039	31.427	20.186	37.525	234.8

**46** Nathan TYE GBR  
Rodin Motorsport Tatuus F4 T -421

1	2:07.536	36.088	32.337	21.346	37.765	236.8
2	2:03.504	33.064	31.934	20.589	37.917	232.3
3	2:00.351	31.180	31.470	20.155	37.546	233.8
4	2:00.035	31.071	31.347	20.038	37.579	233.8
5	1:59.668	30.850	31.133	20.079	37.606	233.8
6	<u>1:59.586</u>	<u>30.819</u>	31.205	20.053	37.509	235.8
7	<u>1:59.803</u>	<u>31.379</u>	31.025	19.939	37.460	234.8
8	1:59.112	30.841	31.081	19.988	37.202	235.8
9	1:58.764	30.797	31.057	<b>19.890</b>	<b>37.020</b>	238.9
10	2:09.861	30.721	31.009	21.254	46.877	135.2
11	3:15.085	44.123	48.604	31.081	1:11.277	86.5
12	<u>2:02.700</u>	31.987	<u>32.574</u>	20.479	37.660	236.8
13	2:00.117	31.482	31.154	20.085	37.396	234.8
14	1:59.074	30.774	31.202	19.956	37.142	237.4
15	1:59.133	30.793	31.128	19.966	37.246	235.8
16	<b>1:58.754</b>	<b>30.718</b>	<b>30.947</b>	19.895	37.194	236.3

**48** Gino TRAPPA ARG  
Drivex Tatuus F4 T -421

1	2:11.328	38.451	32.918	21.523	38.436	241.1
2	2:04.767	32.303	32.494	21.367	38.603	232.8
3	2:03.058	31.941	32.510	20.825	37.782	236.3
4	2:00.823	31.200	31.651	20.254	37.718	235.3



# F4Spain

## ROUND 1 - MOTORLAND

### RACE 1

### Sector Analysis

Lap	Time	Sector 1	Sector 2	Sector 3	Sector 4	T.Spd	Lap	Time	Sector 1	Sector 2	Sector 3	Sector 4	T.Spd
5	<u>2:00.317</u>	30.957	<u>31.220</u>	20.246	37.894	237.4	5	<u>2:02.244</u>	31.744	<u>31.821</u>	20.733	37.946	237.4
6	<u>2:00.574</u>	31.361	<u>31.503</u>	20.304	<b>37.406</b>	239.5	6	<u>2:01.903</u>	<u>32.144</u>	31.614	20.393	37.752	237.4
7	2:00.599	31.345	<b>31.283</b>	20.246	37.725	238.4	7	2:02.042	32.465	31.725	20.307	37.545	237.9
8	<u>2:00.570</u>	<u>31.447</u>	31.448	<b>20.224</b>	37.451	236.3	8	2:01.986	32.296	31.644	20.445	37.601	235.8
9	<b>2:00.002</b>	<b>30.943</b>	31.347	20.297	37.415	236.8	9	2:01.846	32.496	<b>31.496</b>	20.329	37.525	233.8
10	2:04.982	31.130	32.075	21.880	39.897	227.8	10	2:01.647	<b>31.171</b>	31.572	<b>20.230</b>	38.674	234.3
11	3:09.295	41.003	49.085	30.788	1:08.419	91.4	11	3:03.569	37.685	47.824	31.453	1:06.607	70.4
12	2:01.997	31.504	32.189	20.763	37.541	239.5	12	2:03.144	31.492	31.971	21.331	38.350	241.1
13	2:02.181	31.890	31.893	20.862	37.536	239.5	13	<u>2:02.170</u>	31.908	<u>31.552</u>	20.485	38.225	235.8
14	2:00.687	31.260	31.594	20.283	37.550	238.9	14	<u>2:01.836</u>	31.613	<u>31.865</u>	20.696	37.662	236.8
15	<u>2:01.614</u>	<u>31.143</u>	32.042	20.280	38.149	236.3	15	<b>2:01.248</b>	31.341	31.695	20.946	<b>37.266</b>	238.9
16	2:01.812	31.950	31.850	20.251	37.761	235.8	16	2:01.617	31.493	32.021	20.636	37.467	237.9

55 Emma FELBERMAYR AUT						
Rodin Motorsport Tatuus F4 T -421						
1	2:31.560	39.502	33.218	40.483	38.357	232.8
2	2:03.332	32.120	32.153	20.997	38.062	232.3
3	2:01.767	31.404	31.835	20.583	37.945	231.8
4	2:01.124	31.271	31.509	20.354	37.990	231.8
5	<u>2:01.075</u>	<u>31.206</u>	31.724	20.312	37.833	233.8
6	2:01.057	31.445	31.552	20.205	37.855	233.3
7	<u>2:00.686</u>	<u>31.270</u>	<u>31.429</u>	20.266	37.721	233.8
8	2:00.537	31.135	<b>31.372</b>	20.327	37.703	233.8
9	<u>2:00.286</u>	<u>31.051</u>	31.398	<b>20.166</b>	37.671	235.3
10	2:01.502	31.166	31.863	20.515	37.958	233.3
11	3:00.375	36.283	47.826	31.245	1:05.021	92.2
12	2:02.701	32.293	32.079	20.332	37.997	237.4
13	2:03.826	32.327	31.950	20.701	38.848	233.3
14	<u>2:01.787</u>	<u>31.135</u>	31.411	21.218	38.023	232.8
15	<b>2:00.533</b>	31.371	31.390	20.287	<b>37.485</b>	235.3
16	2:02.204	<b>31.046</b>	31.819	21.056	38.283	233.8

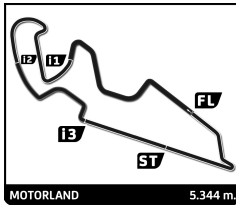
71 Daniel DALLAKYAN ARM						
GRS Team Tatuus F4 T -421						
1	2:16.073	41.469	33.761	22.272	38.571	238.4
2	<u>2:04.146</u>	<u>32.870</u>	32.032	20.893	38.351	234.8
3	<u>2:04.330</u>	<u>32.854</u>	31.706	21.025	38.745	236.3
4	<u>2:02.799</u>	31.658	<u>32.206</u>	20.655	38.280	236.3
5	<u>2:01.752</u>	<u>31.409</u>	31.623	20.658	38.062	232.8
6	<u>2:01.710</u>	31.578	<u>31.859</u>	20.638	37.635	234.3
7	<u>2:03.082</u>	<u>31.769</u>	32.043	20.802	38.468	232.8
8	2:02.115	32.057	31.695	20.635	37.728	232.8
9	<b>2:00.914</b>	31.332	31.573	20.447	<b>37.562</b>	235.8
10	<u>2:03.641</u>	31.291	<u>33.035</u>	20.958	38.357	234.8
11	3:02.072	36.765	48.094	31.522	1:05.691	79.2
12	<u>2:02.175</u>	<u>31.666</u>	31.591	20.699	38.219	233.8
13	2:28.856	32.161	32.078	21.346	1:03.271	218.6
14	<u>2:02.291</u>	<u>31.765</u>	31.974	20.577	37.975	233.8
15	2:01.393	31.381	31.656	20.471	37.885	230.8
16	2:00.983	<b>31.266</b>	<b>31.526</b>	<b>20.273</b>	37.918	232.8

57 Artem SEVERIUKHIN KGZ						
DXR Tatuus F4 T -421						
1	2:15.525	41.153	33.486	22.298	38.588	232.3
2	<u>2:04.114</u>	<u>31.992</u>	<u>31.840</u>	20.988	39.294	233.3
3	2:03.360	31.939	32.129	21.156	38.136	231.3
4	2:02.573	31.364	31.990	20.987	38.232	234.3
5	<u>2:02.240</u>	<u>31.665</u>	<u>31.843</u>	20.647	38.085	235.3
6	<u>2:01.883</u>	31.940	<u>31.555</u>	20.401	37.987	231.3
7	2:01.910	32.026	31.517	20.385	37.982	230.8
8	<u>2:02.048</u>	32.022	<u>31.469</u>	20.564	37.993	231.3
9	2:29.987	49.916	32.924	21.831	45.316	232.3
10	2:53.016	1:22.077	32.139	20.705	38.095	230.3
11	2:02.539	31.983	31.853	20.594	38.109	230.3
12	2:01.838	31.567	31.833	20.473	37.965	230.8
13	2:01.829	31.153	31.581	20.241	38.854	230.3
14	<u>2:01.355</u>	<u>31.279</u>	31.440	20.524	38.112	231.3
15	2:00.636	31.184	<b>31.401</b>	20.267	<b>37.784</b>	233.3
16	<b>2:00.631</b>	<b>31.027</b>	31.562	<b>20.187</b>	37.855	229.3

77 Andrej PETROVIC SRB						
T-Code by Amtog Tatuus F4 T -421						
1	2:07.478	35.674	32.609	20.994	38.201	240.5
2	<u>2:05.666</u>	<u>34.193</u>	32.235	20.647	38.591	235.8
3	<u>2:00.624</u>	<u>31.302</u>	31.427	20.200	37.695	231.3
4	2:00.129	30.988	31.495	20.190	37.456	237.9
5	1:59.939	30.960	31.130	20.214	37.635	234.8
6	1:59.747	30.861	31.228	19.994	37.664	235.3
7	<u>1:59.729</u>	30.799	<u>31.062</u>	20.239	37.629	234.8
8	<u>1:59.832</u>	<u>31.173</u>	31.283	19.885	37.491	236.3
9	<u>2:00.277</u>	<u>31.646</u>	31.232	20.066	37.333	236.8
10	2:06.619	31.031	31.297	20.726	43.565	210.5
11	3:13.750	43.686	48.640	30.880	1:10.544	84.8
12	2:02.796	31.978	32.553	20.835	37.430	237.4
13	2:00.229	31.379	31.474	19.976	37.400	233.8
14	1:59.117	30.837	31.123	19.918	37.239	236.8
15	1:59.076	30.813	31.076	19.956	37.231	238.4
16	<b>1:58.766</b>	<b>30.630</b>	<b>31.036</b>	<b>19.872</b>	<b>37.228</b>	235.3

70 Aleksandar BOGUNOVIC SVN						
GRS Team Tatuus F4 T -421						
1	2:12.883	39.816	33.513	21.451	38.103	240.0
2	<u>2:06.394</u>	<u>32.169</u>	32.987	21.676	39.562	232.8
3	2:04.544	32.182	32.072	21.393	38.897	230.3
4	<u>2:01.883</u>	<u>31.519</u>	31.643	20.619	38.102	238.4

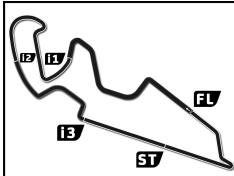
78 Alfio SPINA ITA						
TC Racing Tatuus F4 T -421						
1	2:10.587	37.782	32.919	21.542	38.344	234.3
2	<u>2:04.754</u>	<u>32.219</u>	33.130	21.106	38.299	230.8
3	2:02.275	32.327	31.815	20.363	37.770	233.3
4	2:00.603	31.280	31.482	20.214	37.627	233.3



# F4Spain ROUND 1 - MOTORLAND RACE 1

## Sector Analysis

___ Invalidated Lap							■ Personal Best	■ Session Best	B Crossing the pit lane							
Lap	Time	Sector 1	Sector 2	Sector 3	Sector 4	T.Sp	Lap	Time	Sector 1	Sector 2	Sector 3	Sector 4	T.Sp			
5	2:00.634	30.856	31.088	20.196	38.494	231.8	10	2:07.020	31.230	31.078	21.969	42.743	172.5			
6	2:01.197	31.753	31.342	20.349	37.753	232.8	11	3:12.125	42.821	48.800	30.476	1:10.028	90.9			
7	2:01.486	31.772	31.289	20.318	38.107	236.3	12	2:03.185	32.199	32.304	20.886	37.796	236.8			
8	2:01.001	31.761	31.576	20.149	37.515	233.8	13	2:02.134	31.918	31.874	20.667	37.675	237.4			
9	1:59.840	30.944	31.371	20.191	37.334	238.4	14	2:00.085	31.194	31.471	20.089	37.331	238.9			
10	2:05.149	31.002	32.688	21.532	39.927	227.4	15	1:59.622	30.851	31.154	20.145	37.472	237.9			
11	3:09.611	41.114	49.130	30.768	1:08.599	84.8	16	1:59.782	30.924	31.386	20.091	37.381	236.3			
12	2:02.000	31.580	31.704	20.600	38.116	236.3	<b>91</b> Lorenzo CAMPOS AGO									
13	2:47.304	31.586	31.741	20.626	1:23.351	236.3	Monlau Motorsport Tatuus F4 T -421									
14	2:01.247	31.653	31.721	20.250	37.623	235.3	1	2:11.069	37.643	32.681	22.092	38.653	236.8			
15	1:59.881	30.883	31.322	19.979	37.697	237.4	2	2:07.296	32.694	32.515	21.987	40.100	229.3			
16	1:59.478	30.628	30.943	20.121	37.786	232.3	3	2:02.815	32.024	32.053	20.865	37.873	237.9			
<b>80</b> Alex POWELL USA							<b>4</b> 2:00.998 31.454 31.523 20.279 37.742 235.3									
Sainteloc Racing Tatuus F4 T -421							5 2:00.726 30.922 31.394 20.621 37.789 238.9									
1	2:28.547 B	56.228	32.475	21.562	38.282	231.8	6	2:03.368	32.175	31.550	21.168	38.475	232.8			
2	2:01.660	31.522	31.658	20.401	38.079	229.8	7	2:01.035	31.455	31.434	20.291	37.855	232.3			
3	2:01.360	31.218	31.828	20.204	38.110	230.8	8	2:00.786	31.449	31.513	20.287	37.537	234.8			
4	2:00.811	31.166	31.597	20.228	37.820	231.3	9	1:59.785	31.051	31.287	20.193	37.254	236.3			
5	2:00.480	31.060	31.367	20.157	37.896	232.3	10	2:03.999	31.184	31.885	21.051	39.879	215.6			
6	2:00.652	31.109	31.480	20.161	37.902	232.8	11	3:06.114	38.554	48.753	30.855	1:07.952	82.4			
7	2:00.892	31.190	31.403	20.463	37.836	236.3	12	2:01.414	31.984	31.360	20.459	37.611	237.4			
8	2:02.487	31.904	32.012	20.668	37.903	238.9	13	2:03.956	31.535	31.939	20.526	39.956	237.9			
9	2:00.274	30.981	31.285	20.506	37.502	238.9	14	2:00.811	31.770	31.280	20.363	37.398	237.4			
10	2:02.828	31.197	32.636	20.580	38.415	234.3	15	1:59.616	30.885	31.229	20.238	37.264	238.4			
11	3:09.034 B	36.412	48.223	31.594	1:12.805	78.7	16	2:03.133	31.591	32.021	21.617	37.904	235.3			
<b>81</b> Noah MONTEIRO PRT							<b>99</b> Thomas STRAUVEN BEL									
Campos Racing Tatuus F4 T -421							Griffin Core Tatuus F4 T -421									
1	2:04.532	34.131	32.275	20.351	37.775	237.9	1	2:03.520	33.497	31.920	20.387	37.716	235.3			
2	2:01.185	31.236	32.051	20.229	37.669	235.8	2	2:00.220	31.171	31.341	20.130	37.578	231.8			
3	1:59.953	31.035	31.358	20.082	37.478	234.3	3	1:59.714	30.977	31.152	20.098	37.487	233.8			
4	1:59.644	30.935	31.247	20.039	37.423	234.3	4	1:59.505	30.862	31.137	20.027	37.479	234.3			
5	1:59.317	30.875	31.081	20.089	37.272	237.9	5	1:58.990	30.728	30.983	19.979	37.300	235.3			
6	1:59.454	30.904	31.184	20.062	37.304	235.8	6	1:59.236	30.683	30.967	20.047	37.539	234.8			
7	1:59.209	30.794	31.057	20.074	37.284	236.3	7	1:59.232	30.822	30.934	20.045	37.431	234.8			
8	1:59.076	30.863	31.151	19.971	37.091	235.8	8	1:58.617	30.659	30.909	19.972	37.077	235.8			
9	1:58.549	30.540	30.915	20.022	37.072	237.9	9	1:58.751	30.542	30.949	20.100	37.160	236.8			
10	2:14.648	30.741	30.958	21.019	51.930	119.6	10	2:16.292	30.731	30.883	22.148	52.530	117.4			
11	3:16.868	44.641	48.151	31.192	1:12.884	80.7	11	3:17.638	44.891	48.029	31.630	1:13.088	85.9			
12	2:01.228	32.164	31.583	20.232	37.249	234.8	12	1:59.779	31.176	31.304	20.052	37.247	235.8			
13	1:59.228	30.824	31.074	19.923	37.407	234.8	13	1:59.019	30.689	30.993	19.990	37.347	235.3			
14	1:59.043	30.617	31.153	20.001	37.272	240.0	14	2:00.765	30.607	32.573	20.205	37.380	237.4			
15	1:59.201	30.790	30.991	20.225	37.195	237.9	15	1:58.719	30.628	30.975	20.003	37.113	236.3			
16	1:58.474	30.669	30.746	19.972	37.087	237.9	16	1:58.337	30.526	30.849	19.917	37.045	237.4			
<b>88</b> Santiago BAZTARRICA ARG																
TC Racing Tatuus F4 T -421																
1	2:08.558	36.608	32.681	20.826	38.443	238.9										
2	2:03.356	32.663	32.011	20.333	38.349	234.8										
3	2:00.907	31.310	31.496	20.288	37.813	234.8										
4	2:00.820	31.534	31.458	20.180	37.648	236.3										
5	2:00.409	30.858	31.288	20.063	38.200	233.8										
6	2:00.992	31.506	31.442	20.054	37.990	234.8										
7	2:00.143	31.210	31.162	20.104	37.667	235.3										
8	1:59.642	30.924	31.246	20.015	37.457	236.8										
9	2:01.041	30.853	31.437	20.331	38.420	236.3										



# F4Spain

## ROUND 1 - MOTORLAND

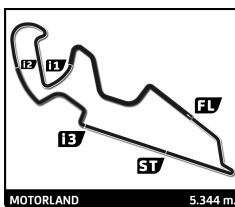
### RACE 1

#### Flag Analysis

MOTORLAND 5.344 m.

Flag	Time
	GREEN FLAG 17:04:02.108
	YELLOW FLAG AT SECTOR 3 17:05:33.676
	GREEN FLAG AT SECTOR 3 17:05:43.916
	YELLOW FLAG AT SECTOR 1 17:20:53.827
	GREEN FLAG AT SECTOR 1 17:21:33.492
	YELLOW FLAG AT SECTOR 1 17:22:47.914
	SAFETY CAR 17:23:05.243
	GREEN FLAG AT SECTOR 1 17:26:00.586
	GREEN FLAG 17:27:05.324
	YELLOW FLAG AT SECTOR 3 17:31:22.677
	GREEN FLAG AT SECTOR 3 17:31:40.240
	YELLOW FLAG AT SECTOR 4 17:31:46.712
	GREEN FLAG AT SECTOR 4 17:32:16.882
	CHEQUERED FLAG 17:37:30.442





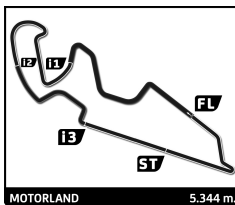
# F4Spain

## ROUND 1 - MOTORLAND

### RACE 1

### Track Limits Analysis

No	Driver	Team	T.L. Nr	Camera	Lap	Time
1	Hudson SCHWARTZ	KCL MP Motorsport	1	Turn 5	2	17:06:37.744
						<b>Total Infractions:</b> <input type="text" value="1"/>
2	Vivek KANTHAN	Campos Racing	1	Turn 1	5	17:12:20.484
2	Vivek KANTHAN	Campos Racing	2	Turn 9	8	17:19:01.942
2	Vivek KANTHAN	Campos Racing	3	Turn 1	9	17:20:20.156
2	Vivek KANTHAN	Campos Racing	4	Turn 1	14	17:31:48.952
						<b>Total Infractions:</b> <input type="text" value="4"/>
4	Ean EYCKMANS	MP Motorsport	1	Turn 1	2	17:06:17.885
4	Ean EYCKMANS	MP Motorsport	2	Turn 5	3	17:08:38.838
4	Ean EYCKMANS	MP Motorsport	3	Turn 1	12	17:27:44.487
						<b>Total Infractions:</b> <input type="text" value="3"/>
5	Miguel COSTA	Campos Racing	1	Turn 9	6	17:15:06.277
5	Miguel COSTA	Campos Racing	2	Turn 9	7	17:17:05.661
5	Miguel COSTA	Campos Racing	3	Turn 9	9	17:21:04.864
5	Miguel COSTA	Campos Racing	4	Turn 9	10	17:23:03.821
5	Miguel COSTA	Campos Racing	5	Turn 1	9	17:20:23.494
5	Miguel COSTA	Campos Racing	6	Turn 7	12	17:28:15.600
5	Miguel COSTA	Campos Racing	7	Turn 5	14	17:32:08.706
5	Miguel COSTA	Campos Racing	8	Turn 7	16	17:36:17.275
						<b>Total Infractions:</b> <input type="text" value="8"/>
6	Sacha VAN'T PAD BOSCH	T-Code by Amtog	1	Turn 5	3	17:08:46.577
6	Sacha VAN'T PAD BOSCH	T-Code by Amtog	2	Turn 5	9	17:20:46.692
						<b>Total Infractions:</b> <input type="text" value="2"/>
8	Philippe Armand KARRAS	Saintéloc Racing	1	Turn 1	2	17:06:27.884
8	Philippe Armand KARRAS	Saintéloc Racing	2	Turn 9	5	17:13:22.812
8	Philippe Armand KARRAS	Saintéloc Racing	3	Turn 5	4	17:10:54.039
8	Philippe Armand KARRAS	Saintéloc Racing	4	Turn 9	6	17:15:24.661
8	Philippe Armand KARRAS	Saintéloc Racing	5	Turn 5	9	17:21:07.679
8	Philippe Armand KARRAS	Saintéloc Racing	6	Turn 9	9	17:21:30.857
8	Philippe Armand KARRAS	Saintéloc Racing	7	Turn 9	13	17:30:42.006
8	Philippe Armand KARRAS	Saintéloc Racing	8	Turn 9	14	17:32:45.127
8	Philippe Armand KARRAS	Saintéloc Racing	9	Turn 9	15	17:34:47.616
						<b>Total Infractions:</b> <input type="text" value="9"/>
9	René LAMMERS	MP Motorsport	1	Turn 9	3	17:08:58.815
9	René LAMMERS	MP Motorsport	2	Turn 9	4	17:10:58.533
9	René LAMMERS	MP Motorsport	3	Turn 1	5	17:12:16.693
						<b>Total Infractions:</b> <input type="text" value="3"/>
10	Niklas SCHAUFLE	KCL MP Motorsport	1	Turn 9	2	17:07:06.002
10	Niklas SCHAUFLE	KCL MP Motorsport	2	Turn 5	3	17:08:46.577
10	Niklas SCHAUFLE	KCL MP Motorsport	3	Turn 5	4	17:10:45.094
10	Niklas SCHAUFLE	KCL MP Motorsport	4	Turn 7	13	17:30:19.456
						<b>Total Infractions:</b> <input type="text" value="4"/>
11	Reno FRANCOT	KCL MP Motorsport	1	Turn 5	2	17:06:41.280
11	Reno FRANCOT	KCL MP Motorsport	2	Turn 1	5	17:13:24.894
11	Reno FRANCOT	KCL MP Motorsport	3	Turn 1	7	17:17:25.291
						<b>Total Infractions:</b> <input type="text" value="3"/>
14	Jean Paul KARRAS	Saintéloc Racing	1	Turn 9	3	17:09:13.395
14	Jean Paul KARRAS	Saintéloc Racing	2	Turn 1	5	17:12:37.487
14	Jean Paul KARRAS	Saintéloc Racing	3	Turn 9	5	17:13:19.341
14	Jean Paul KARRAS	Saintéloc Racing	4	Turn 9	8	17:19:26.070
14	Jean Paul KARRAS	Saintéloc Racing	5	Turn 5	14	17:32:20.418
						<b>Total Infractions:</b> <input type="text" value="5"/>
15	Edward ROBINSON	DXR	1	Turn 9	2	17:07:08.539
15	Edward ROBINSON	DXR	2	Turn 9	5	17:13:18.073
15	Edward ROBINSON	DXR	3	Turn 5	5	17:12:55.690



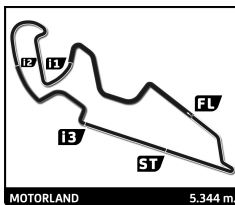
# F4Spain

## ROUND 1 - MOTORLAND

### RACE 1

### Track Limits Analysis

No	Driver	Team	T.L. Nr	Camera	Lap	Time	
15	Edward ROBINSON	DXR	4	Turn 5	9	17:21:01.973	
							<b>Total Infractions:</b> <input type="text" value="4"/>
17	Nacho TUÑON	Tecnicar by Amtog	1	Turn 1	4	17:10:32.819	
17	Nacho TUÑON	Tecnicar by Amtog	2	Turn 9	6	17:15:18.256	
17	Nacho TUÑON	Tecnicar by Amtog	3	Turn 1	7	17:16:38.683	
17	Nacho TUÑON	Tecnicar by Amtog	4	Turn 5	10	17:23:01.228	
17	Nacho TUÑON	Tecnicar by Amtog	5	Turn 9	14	17:32:37.555	
							<b>Total Infractions:</b> <input type="text" value="5"/>
19	Matus RYBA	Griffin Core	1	Turn 9	2	17:07:06.002	
19	Matus RYBA	Griffin Core	2	Turn 5	2	17:06:41.280	
19	Matus RYBA	Griffin Core	3	Turn 1	3	17:08:27.620	
19	Matus RYBA	Griffin Core	4	Turn 9	6	17:15:12.150	
							<b>Total Infractions:</b> <input type="text" value="4"/>
22	Juan COTA	MP Motorsport	1	Turn 1	2	17:06:24.957	
22	Juan COTA	MP Motorsport	2	Turn 7	5	17:13:01.525	
22	Juan COTA	MP Motorsport	3	Turn 1	5	17:12:31.685	
22	Juan COTA	MP Motorsport	4	Turn 1	8	17:18:32.349	
							<b>Total Infractions:</b> <input type="text" value="4"/>
23	Jan PRZYROWSKI	Griffin Core	1	Turn 7	2	17:06:52.521	
23	Jan PRZYROWSKI	Griffin Core	2	Turn 9	3	17:09:54.871	
23	Jan PRZYROWSKI	Griffin Core	3	Turn 9	8	17:19:51.526	
23	Jan PRZYROWSKI	Griffin Core	4	Turn 5	15	17:34:16.634	
							<b>Total Infractions:</b> <input type="text" value="4"/>
24	Kyuhu LEE	Rodin Motorsport	1	Turn 1	2	17:06:27.884	
24	Kyuhu LEE	Rodin Motorsport	2	Turn 1	3	17:08:32.088	
24	Kyuhu LEE	Rodin Motorsport	3	Turn 1	5	17:12:39.020	
24	Kyuhu LEE	Rodin Motorsport	4	Turn 1	9	17:20:47.685	
24	Kyuhu LEE	Rodin Motorsport	5	Turn 5	16	17:36:21.224	
							<b>Total Infractions:</b> <input type="text" value="5"/>
25	Francisco MONARCA	Monlau Motorsport	1	Turn 9	4	17:11:05.340	
25	Francisco MONARCA	Monlau Motorsport	2	Turn 1	9	17:20:25.949	
25	Francisco MONARCA	Monlau Motorsport	3	Turn 9	15	17:34:30.464	
							<b>Total Infractions:</b> <input type="text" value="3"/>
27	Alexander JACOBY	Monlau Motorsport	1	Turn 7	2	17:06:54.926	
27	Alexander JACOBY	Monlau Motorsport	2	Turn 9	3	17:09:12.660	
27	Alexander JACOBY	Monlau Motorsport	3	Turn 7	4	17:11:03.775	
27	Alexander JACOBY	Monlau Motorsport	4	Turn 1	4	17:10:32.819	
27	Alexander JACOBY	Monlau Motorsport	5	Turn 9	6	17:15:20.592	
27	Alexander JACOBY	Monlau Motorsport	6	Turn 9	8	17:19:24.063	
27	Alexander JACOBY	Monlau Motorsport	7	Turn 1	8	17:18:41.353	
27	Alexander JACOBY	Monlau Motorsport	8	Turn 5	9	17:21:01.973	
							<b>Total Infractions:</b> <input type="text" value="8"/>
32	Wiktor DOBRZANSKI	Tecnicar by Amtog	1	Turn 1	2	17:06:22.294	
32	Wiktor DOBRZANSKI	Tecnicar by Amtog	2	Turn 1	3	17:08:27.620	
32	Wiktor DOBRZANSKI	Tecnicar by Amtog	3	Turn 5	4	17:10:50.033	
32	Wiktor DOBRZANSKI	Tecnicar by Amtog	4	Turn 9	7	17:17:15.142	
32	Wiktor DOBRZANSKI	Tecnicar by Amtog	5	Turn 5	8	17:18:52.746	
32	Wiktor DOBRZANSKI	Tecnicar by Amtog	6	Turn 7	10	17:23:04.525	
32	Wiktor DOBRZANSKI	Tecnicar by Amtog	7	Turn 5	12	17:28:09.969	
							<b>Total Infractions:</b> <input type="text" value="7"/>
33	Christopher EL FEGHALI	Drivex	1	Turn 5	3	17:08:44.508	
33	Christopher EL FEGHALI	Drivex	2	Turn 1	8	17:18:27.621	
33	Christopher EL FEGHALI	Drivex	3	Turn 9	9	17:21:08.671	
33	Christopher EL FEGHALI	Drivex	4	Turn 5	10	17:22:48.612	
							<b>Total Infractions:</b> <input type="text" value="4"/>



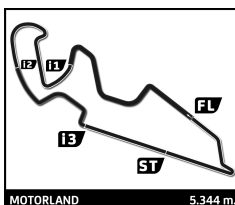
# F4Spain

## ROUND 1 - MOTORLAND

### RACE 1

### Track Limits Analysis

No	Driver	Team	T.L. Nr	Camera	Lap	Time
37	Filippo FIORENTINO	Drivex	1	Turn 9	4	17:11:13.813
37	Filippo FIORENTINO	Drivex	2	Turn 1	5	17:12:33.440
37	Filippo FIORENTINO	Drivex	3	Turn 7	7	17:17:08.134
37	Filippo FIORENTINO	Drivex	4	Turn 9	9	17:21:22.548
37	Filippo FIORENTINO	Drivex	5	Turn 5	10	17:23:01.228
<b>Total Infractions:</b>						<b>5</b>
39	Santino PANETTA	TC Racing	1	Turn 7	3	17:08:58.986
39	Santino PANETTA	TC Racing	2	Turn 7	12	17:28:20.470
39	Santino PANETTA	TC Racing	3	Turn 9	14	17:32:35.751
39	Santino PANETTA	TC Racing	4	Turn 1	16	17:35:54.226
<b>Total Infractions:</b>						<b>4</b>
41	Stepan SUSLOV	DXR	1	Turn 1	2	17:06:26.227
41	Stepan SUSLOV	DXR	2	Turn 1	5	17:12:37.487
41	Stepan SUSLOV	DXR	3	Turn 5	5	17:12:56.891
41	Stepan SUSLOV	DXR	4	Turn 5	9	17:21:01.973
41	Stepan SUSLOV	DXR	5	Turn 1	9	17:20:43.357
<b>Total Infractions:</b>						<b>5</b>
46	Nathan TYE	Rodin Motorsport	1	Turn 5	6	17:14:42.031
46	Nathan TYE	Rodin Motorsport	2	Turn 1	7	17:16:23.023
46	Nathan TYE	Rodin Motorsport	3	Turn 7	12	17:28:15.600
<b>Total Infractions:</b>						<b>3</b>
48	Gino TRAPPA	Drivex	1	Turn 9	5	17:13:13.935
48	Gino TRAPPA	Drivex	2	Turn 9	6	17:15:14.218
48	Gino TRAPPA	Drivex	3	Turn 5	8	17:18:52.746
48	Gino TRAPPA	Drivex	4	Turn 5	15	17:34:12.301
<b>Total Infractions:</b>						<b>4</b>
55	Emma FELBERMAYR	Rodin Motorsport	1	Turn 1	5	17:12:49.827
55	Emma FELBERMAYR	Rodin Motorsport	2	Turn 5	7	17:17:11.214
55	Emma FELBERMAYR	Rodin Motorsport	3	Turn 1	7	17:16:51.883
55	Emma FELBERMAYR	Rodin Motorsport	4	Turn 5	9	17:21:12.283
55	Emma FELBERMAYR	Rodin Motorsport	5	Turn 5	14	17:32:20.418
<b>Total Infractions:</b>						<b>5</b>
57	Artem SEVERIUKHIN	DXR	1	Turn 9	2	17:07:10.335
57	Artem SEVERIUKHIN	DXR	2	Turn 5	2	17:06:47.554
57	Artem SEVERIUKHIN	DXR	3	Turn 7	5	17:13:07.330
57	Artem SEVERIUKHIN	DXR	4	Turn 1	5	17:12:37.487
57	Artem SEVERIUKHIN	DXR	5	Turn 9	5	17:13:19.341
57	Artem SEVERIUKHIN	DXR	6	Turn 9	6	17:15:22.058
57	Artem SEVERIUKHIN	DXR	7	Turn 9	8	17:19:26.070
57	Artem SEVERIUKHIN	DXR	8	Turn 5	14	17:32:34.366
<b>Total Infractions:</b>						<b>8</b>
70	Aleksandar BOGUNOVIC	GRS Team	1	Turn 5	2	17:06:44.017
70	Aleksandar BOGUNOVIC	GRS Team	2	Turn 7	5	17:13:07.330
70	Aleksandar BOGUNOVIC	GRS Team	3	Turn 1	6	17:14:40.085
70	Aleksandar BOGUNOVIC	GRS Team	4	Turn 5	4	17:10:56.372
70	Aleksandar BOGUNOVIC	GRS Team	5	Turn 9	13	17:30:38.872
70	Aleksandar BOGUNOVIC	GRS Team	6	Turn 7	14	17:32:28.452
<b>Total Infractions:</b>						<b>6</b>
71	Daniel DALLAKYAN	GRS Team	1	Turn 1	2	17:06:27.884
71	Daniel DALLAKYAN	GRS Team	2	Turn 1	3	17:08:32.088
71	Daniel DALLAKYAN	GRS Team	3	Turn 9	4	17:11:19.752
71	Daniel DALLAKYAN	GRS Team	4	Turn 1	5	17:12:39.020
71	Daniel DALLAKYAN	GRS Team	5	Turn 9	6	17:15:23.526
71	Daniel DALLAKYAN	GRS Team	6	Turn 5	5	17:12:57.892
71	Daniel DALLAKYAN	GRS Team	7	Turn 1	7	17:16:43.820
71	Daniel DALLAKYAN	GRS Team	8	Turn 7	10	17:23:18.471
71	Daniel DALLAKYAN	GRS Team	9	Turn 1	12	17:27:54.221
71	Daniel DALLAKYAN	GRS Team	10	Turn 5	14	17:32:45.444



# F4Spain


## ROUND 1 - MOTORLAND

### RACE 1

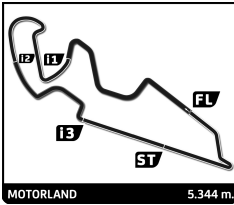
### Track Limits Analysis

No	Driver	Team	T.L. Nr	Camera	Lap	Time	Total Infractions:
							<b>10</b>
77	Andrej PETROVIC	T-Code by Amtog	1	Turn 1	2	17:06:18.813	
77	Andrej PETROVIC	T-Code by Amtog	2	Turn 5	3	17:08:44.508	
77	Andrej PETROVIC	T-Code by Amtog	3	Turn 9	7	17:17:06.727	
77	Andrej PETROVIC	T-Code by Amtog	4	Turn 1	8	17:18:25.283	
77	Andrej PETROVIC	T-Code by Amtog	5	Turn 1	9	17:20:25.949	
							<b>5</b>
78	Alfio SPINA	TC Racing	1	Turn 1	2	17:06:21.482	
78	Alfio SPINA	TC Racing	2	Turn 1	5	17:12:30.085	
78	Alfio SPINA	TC Racing	3	Turn 5	8	17:18:52.746	
78	Alfio SPINA	TC Racing	4	Turn 1	8	17:18:33.615	
							<b>4</b>
80	Alex POWELL	Saintéloc Racing	1	Turn 1	3	17:08:42.286	
80	Alex POWELL	Saintéloc Racing	2	Turn 5	3	17:09:01.425	
80	Alex POWELL	Saintéloc Racing	3	Turn 1	4	17:10:43.554	
80	Alex POWELL	Saintéloc Racing	4	Turn 5	4	17:11:02.828	
80	Alex POWELL	Saintéloc Racing	5	Turn 5	5	17:13:03.170	
80	Alex POWELL	Saintéloc Racing	6	Turn 5	9	17:21:07.679	
80	Alex POWELL	Saintéloc Racing	7	Turn 5	10	17:23:08.505	
							<b>7</b>
81	Noah MONTEIRO	Campos Racing	1	Turn 1	12	17:27:44.487	
							<b>1</b>
88	Santiago BAZTARRICA	TC Racing	1	Turn 7	7	17:16:56.525	
88	Santiago BAZTARRICA	TC Racing	2	Turn 9	7	17:17:09.303	
							<b>2</b>
91	Lorenzo CAMPOS	Monlau Motorsport	1	Turn 1	4	17:10:32.819	
91	Lorenzo CAMPOS	Monlau Motorsport	2	Turn 9	4	17:11:15.148	
91	Lorenzo CAMPOS	Monlau Motorsport	3	Turn 1	5	17:12:33.440	
91	Lorenzo CAMPOS	Monlau Motorsport	4	Turn 1	6	17:14:34.615	
91	Lorenzo CAMPOS	Monlau Motorsport	5	Turn 1	8	17:18:39.617	
91	Lorenzo CAMPOS	Monlau Motorsport	6	Turn 5	9	17:20:59.437	
91	Lorenzo CAMPOS	Monlau Motorsport	7	Turn 1	9	17:20:40.285	
91	Lorenzo CAMPOS	Monlau Motorsport	8	Turn 9	14	17:32:37.555	
							<b>8</b>
99	Thomas STRAUVEN	Griffin Core	1	Turn 1	3	17:08:15.484	
99	Thomas STRAUVEN	Griffin Core	2	Turn 1	5	17:12:14.888	
99	Thomas STRAUVEN	Griffin Core	3	Turn 5	14	17:32:01.234	
							<b>3</b>

TOTAL TRACK LIMITS: 170



Published at: XX:XX:55



# F4Spain

## ROUND 1 - MOTORLAND

### RACE 1

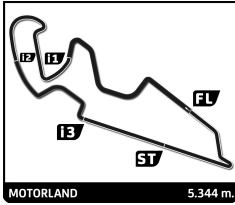
## Provisional Race Director Report

Hour	Flag	Message
16:48:04		FAST LANE OPEN
16:50:00		PIT LANE OPEN
16:55:00		5 MINUTES BOARD - PIT LANE CLOSED
16:57:00		3 MINUTES BOARD
16:59:00		1 MINUTE BOARD
16:59:46		15 SECONDS BOARD
17:00:16		GREEN FLAG - FORMATION LAP
17:04:24		STARTING PROCEDURE UNDER INVESTIGATION
17:05:33	YF	YELLOW FLAG AT TURN 12
17:05:43	GF	GREEN FLAG
17:07:11		INCIDENT IN T12 LAP 1 WILL BE INVESTIGATED AFTER THE SESSION
17:12:19		INCIDENT BETWEEN CAR 27 & 15 UNDER INVESTIGATION - OVERTAKING OUTSIDE THE TRACK
17:16:13		STARTING PROCEDURE WILL BE INVESTIGATED AFTER THE SESSION
17:17:22		INCIDENT IN T12 LAP 1 AFTER INVESTIGATION - NFA
17:18:55		INCIDENT BETWEEN CAR 5 & 25 IN T12 UNDER INVESTIGATION
17:20:53	YF	YELLOW FLAG AT TURN 1
17:21:33	GF	GREEN FLAG
17:22:09		INCIDENT BETWEEN CAR 57 & 14 WILL BE INVESTIGATED AFTER THE SESSION
17:22:47	YF	YELLOW FLAG AT TURN 2
17:23:05	SF	SAFETY CAR
17:26:00	GF	GREEN FLAG
17:26:08		SAFETY CAR IN THIS LAP
17:27:05	GF	GREEN FLAG
17:27:57		SC PROCEDURE UNDER INVESTIGATION
17:28:42		SC PROCEDURE AFTER INVESTIGATION - NFA
17:28:48		SC PROCEDURE AFTER INVESTIGATION - NFA
17:31:22	YF	YELLOW FLAG AT TURN 14/15
17:31:29	YF	DOUBLE YELLOW AT TURN 14/15
17:31:40	GF	GREEN FLAG
17:31:46	YF	YELLOW FLAG AT TURN 16/17
17:31:55	YF	DOUBLE YELLOW AT TURN 16/17
17:32:16	GF	GREEN FLAG
17:32:54		INCIDENT IN T15 & 16 UNDER INVESTIGATION
17:37:28		CHEQUERED FLAG
17:38:30		CARS & DRIVERS #99 #9 #81 #46 PROCEED TO THE SCRUTINEERING BAY IMMEDIATELY AFTER SESSION
17:38:46		TRACK LIMITS SYSTEM IN PROGRESS
17:39:11		E3 - PIT LANE WILL BE OPEN AT 17:45
17:43:20		FAST LANE OPEN
17:45:00		PIT LANE OPEN

Published at: 17:55

<b>Race Director:</b> Luis GONZÁLEZ 	<b>Timekeeper:</b> Alberto ESTÉBANEZ 
---	--

29/03/2025 Page 1 / 1

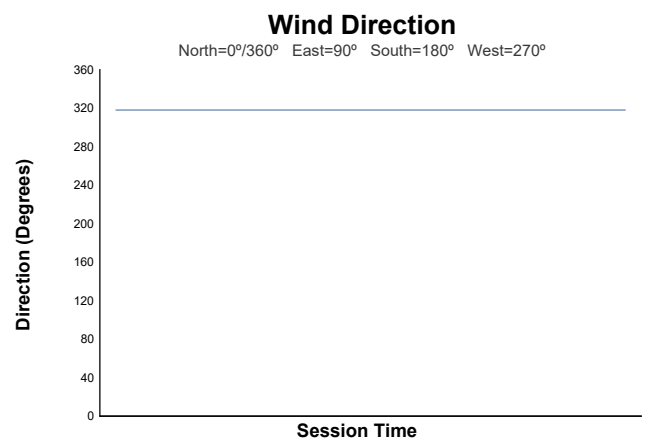
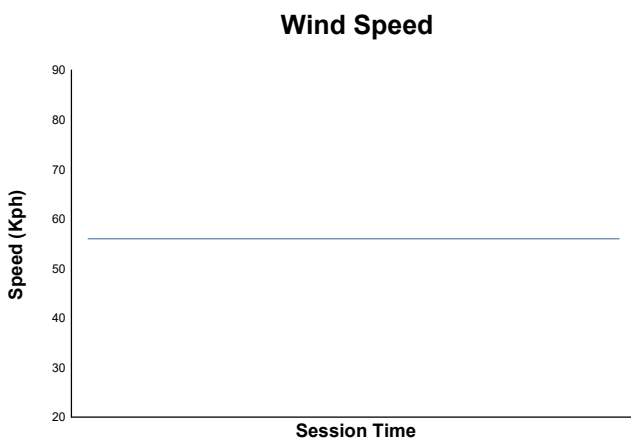
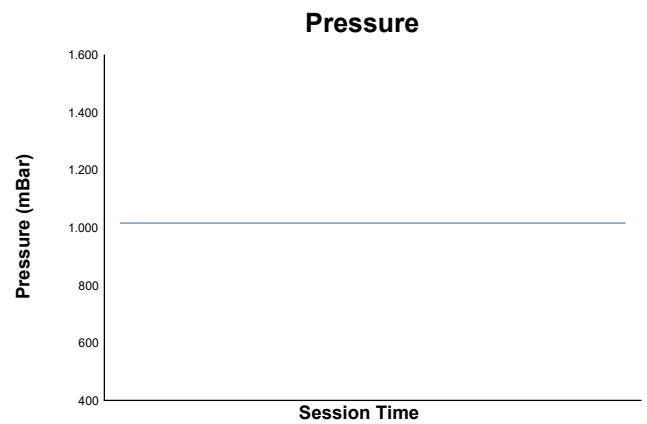
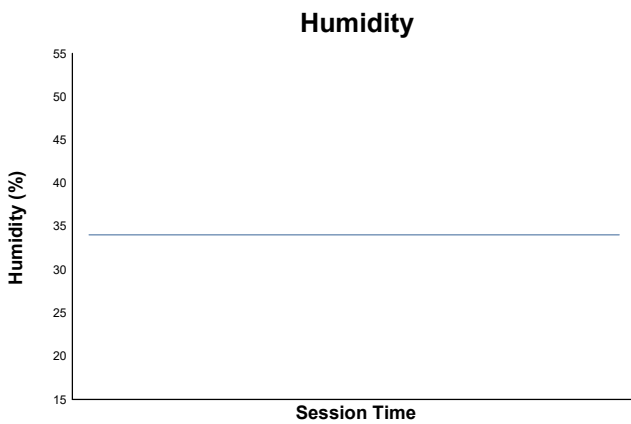
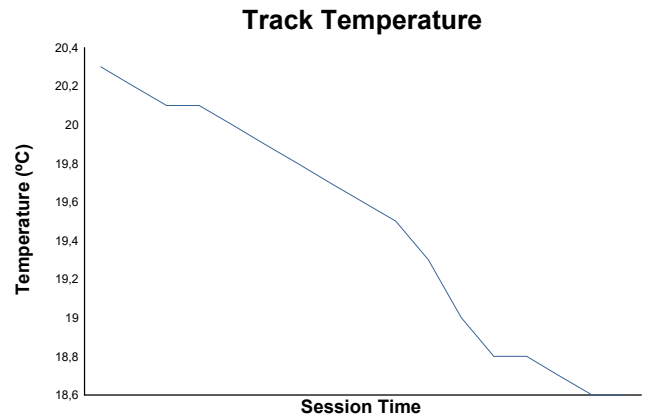
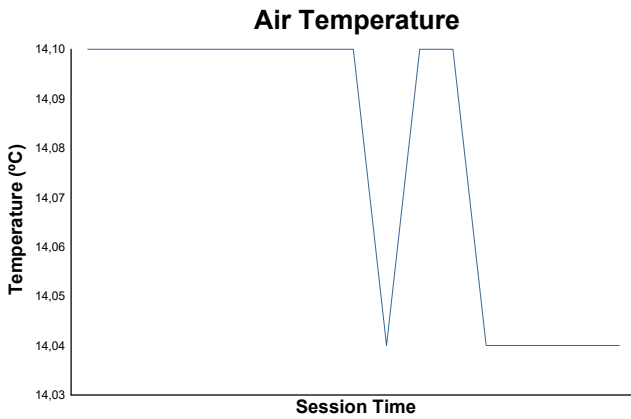


# ROUND 1 - MOTORLAND

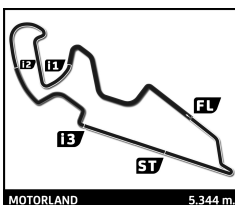
## F4Spain

## RACE 1

### Weather Report



Track Status: **DRY**



## F4Spain ROUND 1 - MOTORLAND QUALIFYING 2

### Final Classification

No	Driver	Nat	Team	Car	Cl.	Time	Lap Total	Gap	Kph
1	99 Thomas STRAUVEN	BEL	Griffin Core	Tatuus F4 T -421		1:58.353	10 10	-	162.6
2	23 Jan PRZYROWSKI	POL	Griffin Core	Tatuus F4 T -421		1:58.489	10 10	+0.136	162.4
3	10 Niklas SCHAUFLE	AUT	KCL MP Motorsport	Tatuus F4 T -421	R	1:58.772	10 11	+0.419	162.0
4	9 René LAMMERS	NLD	MP Motorsport	Tatuus F4 T -421		1:58.950	10 11	+0.597	161.7
5	81 Noah MONTEIRO	PRT	Campos Racing	Tatuus F4 T -421	R	1:58.956	10 10	+0.603	161.7
6	22 Juan COTA	ESP	MP Motorsport	Tatuus F4 T -421		1:58.974	10 11	+0.621	161.7
7	1 Hudson SCHWARTZ	USA	KCL MP Motorsport	Tatuus F4 T -421		1:58.993	10 11	+0.640	161.7
8	4 Ean EYCKMANS	BEL	MP Motorsport	Tatuus F4 T -421	R	1:59.149	11 11	+0.796	161.5
9	88 Santiago BAZTARRICA	ARG	TC Racing	Tatuus F4 T -421		1:59.216	9 9	+0.863	161.4
10	6 Sacha VAN'T PAD BOSCH	NLD	T-Code by Amtog	Tatuus F4 T -421	R	1:59.284	7 10	+0.931	161.3
11	5 Miguel COSTA	BRA	Campos Racing	Tatuus F4 T -421	R	1:59.299	8 9	+0.946	161.3
12	77 Andrej PETROVIC	SRB	T-Code by Amtog	Tatuus F4 T -421		1:59.402	9 9	+1.049	161.1
13	33 Christopher EL FEGHALI	LBN	Drivex	Tatuus F4 T -421	R	1:59.439	10 10	+1.086	161.1
14	78 Alfio SPINA	ITA	TC Racing	Tatuus F4 T -421		1:59.471	9 9	+1.118	161.0
15	19 Matus RYBA	SVK	Griffin Core	Tatuus F4 T -421		1:59.665	9 10	+1.312	160.8
16	46 Nathan TYE	GBR	Rodin Motorsport	Tatuus F4 T -421		1:59.674	10 10	+1.321	160.8
17	91 Lorenzo CAMPOS	AGO	Monlau Motorsport	Tatuus F4 T -421	R	1:59.731	9 9	+1.378	160.7
18	70 Aleksandar BOGUNOVIC	SVN	GRS Team	Tatuus F4 T -421	R	1:59.852	9 9	+1.499	160.5
19	39 Santino PANETTA	ARG	TC Racing	Tatuus F4 T -421	R	1:59.871	7 9	+1.518	160.5
20	80 Alex POWELL	USA	Saintéloc Racing	Tatuus F4 T -421		2:00.147	10 10	+1.794	160.1
21	27 Alexander JACOBY	BRA	Monlau Motorsport	Tatuus F4 T -421		2:00.150	9 9	+1.797	160.1
22	48 Gino TRAPPA	ARG	Drivex	Tatuus F4 T -421		2:00.206	9 10	+1.853	160.0
23	41 Stepan SUSLOV	SWE	DXR	Tatuus F4 T -421	R	2:00.477	9 10	+2.124	159.7
24	71 Daniel DALLAKYAN	ARM	GRS Team	Tatuus F4 T -421	R	2:00.910	9 9	+2.557	159.1
25	24 Kyuho LEE	KOR	Rodin Motorsport	Tatuus F4 T -421	R	2:00.970	9 10	+2.617	159.0
26	55 Emma FELBERMAYR	AUT	Rodin Motorsport	Tatuus F4 T -421	R	2:01.010	10 10	+2.657	159.0
27	32 Wiktor DOBRZANSKI	POL	Tecnicar by Amtog	Tatuus F4 T -421		2:01.086	9 9	+2.733	158.9
28	57 Artem SEVERIUKHIN	KGZ	DXR	Tatuus F4 T -421	R	2:01.349	9 10	+2.996	158.5
29	14 Jean Paul KARRAS	GRC	Saintéloc Racing	Tatuus F4 T -421	R	2:01.436	9 10	+3.083	158.4
30	8 Philippe Armand KARRAS	GRC	Saintéloc Racing	Tatuus F4 T -421	R	2:01.939	7 9	+3.586	157.8
31	37 Filippo FIORENTINO	BRA	Drivex	Tatuus F4 T -421		2:02.287	6 10	+3.934	157.3

Max. qual. time: 2:06.637

2	Vivek KANTHAN	USA	Campos Racing	Tatuus F4 T -421	R		10		
11	Reno FRANCO	NLD	KCL MP Motorsport	Tatuus F4 T -421			11		
15	Edward ROBINSON	ESP	DXR	Tatuus F4 T -421			1		
17	Nacho TUÑON	ESP	Tecnicar by Amtog	Tatuus F4 T -421	R		9		
25	Francisco MONARCA	ARG	Monlau Motorsport	Tatuus F4 T -421	R		3		

**Fastest Lap:** Lap 10 | Thomas STRAUVEN | 1:58.353 | 162.6 Kph

CAR #15 - BEST LAPTME DELETED - CAUSING A RED FLAG - Art. 30.7

CAR #2 - ALL LAPTME DELETED DUE TO TRACK LIMITS

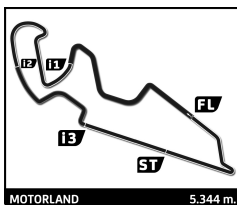
CAR #11 - ALL LAPTME DELETED DUE TO TRACK LIMITS

CAR #17 - ALL LAPTME DELETED DUE TO TRACK LIMITS

Track Status: **DRY**

Published at: 11:05

Stewards:	Timekeeper:
Pedro VILCHES 	Alberto ESTÉBANEZ 
Noelia FRANCO 	
Mario FERNANDES 	



## F4Spain ROUND 1 - MOTORLAND QUALIFYING 2

### Final Classification by Class

No	Driver	Nat	Team	Car	Time	Lap Total	Gap	Kph
<b>R</b>								
1	10 Niklas SCHAUFLE	AUT	KCL MP Motorsport	Tatuus F4 T -421	1:58.772	10 11		162.0
2	81 Noah MONTEIRO	PRT	Campos Racing	Tatuus F4 T -421	1:58.956	10 10	+0.184 +0.184	161.7
3	4 Ean EYCKMANS	BEL	MP Motorsport	Tatuus F4 T -421	1:59.149	11 11	+0.377 +0.193	161.5
4	6 Sacha VAN'T PAD BOSCH	NLD	T-Code by Amtog	Tatuus F4 T -421	1:59.284	7 10	+0.512 +0.135	161.3
5	5 Miguel COSTA	BRA	Campos Racing	Tatuus F4 T -421	1:59.299	8 9	+0.527 +0.015	161.3
6	33 Christopher EL FEGHALI	LBN	Drivex	Tatuus F4 T -421	1:59.439	10 10	+0.667 +0.140	161.1
7	91 Lorenzo CAMPOS	AGO	Monlau Motorsport	Tatuus F4 T -421	1:59.731	9 9	+0.959 +0.292	160.7
8	70 Aleksandar BOGUNOVIC	SVN	GRS Team	Tatuus F4 T -421	1:59.852	9 9	+1.080 +0.121	160.5
9	39 Santino PANETTA	ARG	TC Racing	Tatuus F4 T -421	1:59.871	7 9	+1.099 +0.019	160.5
10	41 Stepan SUSLOV	SWE	DXR	Tatuus F4 T -421	2:00.477	9 10	+1.705 +0.606	159.7
11	71 Daniel DALLAKYAN	ARM	GRS Team	Tatuus F4 T -421	2:00.910	9 9	+2.138 +0.433	159.1
12	24 Kyuho LEE	KOR	Rodin Motorsport	Tatuus F4 T -421	2:00.970	9 10	+2.198 +0.060	159.0
13	55 Emma FELBERMAYR	AUT	Rodin Motorsport	Tatuus F4 T -421	2:01.010	10 10	+2.238 +0.040	159.0
14	57 Artem SEVERIUKHIN	KGZ	DXR	Tatuus F4 T -421	2:01.349	9 10	+2.577 +0.339	158.5
15	14 Jean Paul KARRAS	GRC	Saintéloc Racing	Tatuus F4 T -421	2:01.436	9 10	+2.664 +0.087	158.4
16	8 Philippe Armand KARRAS	GRC	Saintéloc Racing	Tatuus F4 T -421	2:01.939	7 9	+3.167 +0.503	157.8
■ Max. qual. time: 2:06.637								
	2 Vivek KANTHAN	USA	Campos Racing	Tatuus F4 T -421		10		
	17 Nacho TUÑON	ESP	Tecnicar by Amtog	Tatuus F4 T -421		9		
	25 Francisco MONARCA	ARG	Monlau Motorsport	Tatuus F4 T -421		3		

CAR #15 - BEST LAPTME DELETED - CAUSING A RED FLAG - Art. 30.7  
 CAR #2 - ALL LAPTME DELETED DUE TO TRACK LIMITS  
 CAR #11 - ALL LAPTME DELETED DUE TO TRACK LIMITS  
 CAR #17 - ALL LAPTME DELETED DUE TO TRACK LIMITS

Published at: XX:XX:05

Track Status: **DRY**

Stewards:

Pedro VILCHES

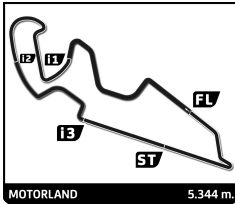
Noelia FRANCO

Mario FERNANDES

Timekeeper:

Alberto ESTÉBANEZ

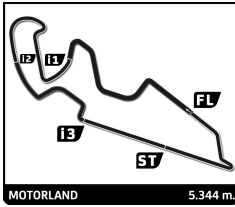




## F4Spain ROUND 1 - MOTORLAND QUALIFYING 2

### Best Top Speed

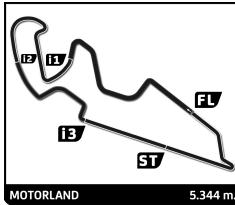
No Driver	Team	Class	Top 1		Top 2		Top 3		Top 4		Top 5		
			Kph	Lap	Kph	Lap	Kph	Lap	Kph	Lap	Kph	Lap	Avg
23 Jan PRZYROWSKI	Griffin Core		235.3	6	231.8	9	231.8	7	230.3	10	230.3	8	231,9
81 Noah MONTEIRO	Campos Racing	R	234.8	8	234.3	7	231.8	6	231.3	9	230.8	5	232,6
10 Niklas SCHAUFLEER	KCL MP Motorsport	R	234.3	9	234.3	8	231.8	10	230.3	11	230.3	6	232,2
22 Juan COTA	MP Motorsport		233.8	4	233.3	10	232.8	5	232.3	7	230.3	9	232,5
19 Matus RYBA	Griffin Core		233.3	9	232.8	7	231.8	6	231.3	10	231.3	4	232,1
39 Santino PANETTA	TC Racing	R	233.3	5	233.3	6	232.8	7	232.3	3	232.3	4	232,8
2 Vivek KANTHAN	Campos Racing	R	232.8	7	232.3	4	231.3	9	230.8	8	230.3	5	231,5
5 Miguel COSTA	Campos Racing	R	232.8	6	232.3	8	231.3	5	231.3	7	229.3	9	231,4
9 René LAMMERS	MP Motorsport		232.8	11	232.8	4	231.8	7	231.3	10	231.3	8	232,0
1 Hudson SCHWARTZ	KCL MP Motorsport		232.3	5	231.8	11	231.8	8	231.3	9	230.8	10	231,6
6 Sacha VAN'T PAD BOSCH	T-Code by Amtog	R	231.8	10	231.3	7	230.3	9	229.8	6	229.8	3	230,6
17 Nacho TUÑON	Tecnicar by Amtog	R	231.8	9	229.3	6	229.3	8	228.8	5	228.3	7	229,5
27 Alexander JACOBY	Monlau Motorsport		231.8	5	230.3	4	229.3	7	228.8	3	228.8	6	229,8
41 Stepan SUSLOV	DXR	R	231.8	9	228.3	6	227.8	7	227.8	3	227.4	8	228,6
70 Aleksandar BOGUNOVIC	GRS Team	R	231.8	3	231.3	9	229.8	7	229.3	8	228.3	6	230,1
99 Thomas STRAUVEN	Griffin Core		231.8	7	230.8	10	230.8	6	230.8	5	230.3	8	230,9
80 Alex POWELL	Saintéloc Racing		231.8	7	229.8	5	227.4	8	227.4	3	226.4	10	228,6
88 Santiago BAZTARRICA	TC Racing		231.3	9	230.8	5	230.8	7	230.3	6	229.8	8	230,6
33 Christopher EL FEGHALI	Drivex	R	230.8	3	230.3	10	230.3	9	230.3	8	230.3	7	230,4
48 Gino TRAPPA	Drivex		230.8	9	229.8	3	229.3	6	228.8	8	228.8	5	229,5
78 Alfio SPINA	TC Racing		230.8	5	230.3	7	230.3	8	229.8	9	229.3	6	230,1
55 Emma FELBERMAYR	Rodin Motorsport	R	230.3	4	228.3	9	228.3	8	228.3	7	227.8	6	228,6
77 Andrej PETROVIC	T-Code by Amtog		230.3	6	230.3	8	229.8	5	228.8	7	228.3	4	229,5
91 Lorenzo CAMPOS	Monlau Motorsport	R	230.3	7	230.3	9	229.8	4	229.3	6	229.3	8	229,8
4 Ean EYCKMANS	MP Motorsport	R	229.8	11	229.3	8	229.3	7	228.8	10	228.8	9	229,2
11 Reno FRANCOT	KCL MP Motorsport		229.8	10	229.8	9	229.8	5	229.3	7	228.8	11	229,5
32 Wiktor DOBRZANSKI	Tecnicar by Amtog		229.8	5	227.8	7	227.4	6	226.9	4	226.4	9	227,7
46 Nathan TYE	Rodin Motorsport		229.8	3	229.3	6	229.3	5	228.8	7	228.8	4	229,2
71 Daniel DALLAKYAN	GRS Team	R	228.8	6	227.8	4	227.8	5	227.4	9	226.9	8	227,7
24 Kyuho LEE	Rodin Motorsport	R	228.3	7	227.4	9	227.4	8	226.9	10	226.9	5	227,4
57 Artem SEVERIUKHIN	DXR	R	228.3	10	225.9	8	225.9	5	225.5	7	225.5	6	226,2
14 Jean Paul KARRAS	Saintéloc Racing	R	227.8	4	226.9	5	226.4	7	226.4	6	225.9	10	226,7
37 Filippo FIORENTINO	Drivex		226.4	8	225.0	9	225.0	3	224.5	6	224.1	7	225,0
8 Philippe Armand KARRAS	Saintéloc Racing	R	225.9	4	225.9	9	225.0	8	224.5	5	224.5	7	225,2
25 Francisco MONARCA	Monlau Motorsport	R	207.3	2	178.5	1	143.0	3					176,3
15 Edward ROBINSON	DXR												



## F4Spain ROUND 1 - MOTORLAND QUALIFYING 2

### Best Sector Times

Sector 1			Sector 2			Sector 3			Sector 4			Pos	No	Ideal Lap	Best Lap	
Pos	No	Driver	Time	No	Driver	Time	No	Driver	Time	No	Driver					Time
1	1	H.SCHWARTZ	30.447	99	T.STRAUVEN	30.800	23	J.PRZYROWSKI	19.763	10	N.SCHAUFLE	37.198	1	99	1:58.353	1:58.353 (1)
2	81	N.MONTEIRO	30.494	23	J.PRZYROWSKI	30.898	99	T.STRAUVEN	19.794	99	T.STRAUVEN	37.211	2	23	1:58.445	1:58.489 (2)
3	23	J.PRZYROWSKI	30.499	10	N.SCHAUFLE	30.946	9	R.LAMMERS	19.800	2	V.KANTHAN	37.273	3	10	1:58.523	1:58.772 (3)
4	10	N.SCHAUFLE	30.515	81	N.MONTEIRO	30.947	88	S.BAZTARRICA	19.859	23	J.PRZYROWSKI	37.285	4	81	1:58.765	1:58.956 (5)
5	5	M.COSTA	30.518	22	J.COTA	30.947	11	R.FRANCOT	19.859	81	N.MONTEIRO	37.303	5	1	1:58.789	1:58.993 (7)
6	9	R.LAMMERS	30.533	1	H.SCHWARTZ	30.969	10	N.SCHAUFLE	19.864	5	M.COSTA	37.384	6	9	1:58.872	1:58.950 (4)
7	22	J.COTA	30.547	88	S.BAZTARRICA	31.000	4	E.EYCKMANS	19.905	6	S.VANT PAD BOSCH	37.399	7	22	1:58.907	1:58.974 (6)
8	99	T.STRAUVEN	30.548	4	E.EYCKMANS	31.001	77	A.PETROVIC	19.948	1	H.SCHWARTZ	37.414	8	6	1:58.996	1:59.284 (10)
9	6	S.VANT PAD BOSCH	30.574	2	V.KANTHAN	31.020	22	J.COTA	19.951	19	M.RYBA	37.440	9	5	1:59.044	1:59.299 (11)
10	77	A.PETROVIC	30.601	39	S.PANETTA	31.028	1	H.SCHWARTZ	19.959	22	J.COTA	37.462	10	4	1:59.143	1:59.149 (8)
11	88	S.BAZTARRICA	30.630	6	S.VANT PAD BOSCH	31.044	6	S.VANT PAD BOSCH	19.979	9	R.LAMMERS	37.480	11	88	1:59.145	1:59.216 (9)
12	4	E.EYCKMANS	30.658	77	A.PETROVIC	31.048	5	M.COSTA	20.008	70	A.BOGUNOVIC	37.505	12	77	1:59.323	1:59.402 (12)
13	78	A.SPINA	30.680	9	R.LAMMERS	31.059	81	N.MONTEIRO	20.021	91	L.CAMPOS	37.531	13	33	1:59.439	1:59.439 (13)
14	39	S.PANETTA	30.697	46	N.TYE	31.094	78	A.SPINA	20.024	33	C.EL FEGHALI	37.576	14	78	1:59.471	1:59.471 (14)
15	33	C.EL FEGHALI	30.698	33	C.EL FEGHALI	31.095	46	N.TYE	20.037	4	E.EYCKMANS	37.579	15	39	1:59.563	1:59.871 (19)
16	19	M.RYBA	30.718	11	R.FRANCOT	31.115	2	V.KANTHAN	20.041	78	A.SPINA	37.600	16	46	1:59.573	1:59.674 (16)
17	46	N.TYE	30.788	91	L.CAMPOS	31.125	17	N.TUÑON	20.066	48	G.TRAPPA	37.619	17	19	1:59.580	1:59.665 (15)
18	70	A.BOGUNOVIC	30.799	5	M.COSTA	31.134	33	C.EL FEGHALI	20.070	27	A.JACOBY	37.642	18	91	1:59.649	1:59.731 (17)
19	80	A.POWELL	30.821	78	A.SPINA	31.167	19	M.RYBA	20.076	39	S.PANETTA	37.648	19	11	1:59.712	
20	91	L.CAMPOS	30.822	27	A.JACOBY	31.220	32	W.DOBRZANSKI	20.083	46	N.TYE	37.654	20	70	1:59.852	1:59.852 (18)
21	71	D.DALLAKYAN	30.902	80	A.POWELL	31.340	80	A.POWELL	20.090	88	S.BAZTARRICA	37.656	21	27	2:00.114	2:00.150 (21)
22	41	S.SUSLOV	30.910	32	W.DOBRZANSKI	31.344	55	E.FELBERMAYR	20.151	11	R.FRANCOT	37.671	22	80	2:00.147	2:00.147 (20)
23	27	A.JACOBY	30.997	19	M.RYBA	31.346	70	A.BOGUNOVIC	20.165	77	A.PETROVIC	37.726	23	48	2:00.202	2:00.206 (22)
24	48	G.TRAPPA	31.017	17	N.TUÑON	31.362	91	L.CAMPOS	20.171	17	N.TUÑON	37.809	24	41	2:00.403	2:00.477 (23)
25	57	A.SEVERIUKHIN	31.021	48	G.TRAPPA	31.364	39	S.PANETTA	20.190	41	S.SUSLOV	37.874	25	32	2:00.678	2:01.086 (27)
26	11	R.FRANCOT	31.067	55	E.FELBERMAYR	31.372	41	S.SUSLOV	20.200	80	A.POWELL	37.896	26	55	2:00.784	2:01.010 (26)
27	24	K.LEE	31.085	70	A.BOGUNOVIC	31.383	24	K.LEE	20.200	71	D.DALLAKYAN	38.038	27	71	2:00.904	2:00.910 (24)
28	32	W.DOBRZANSKI	31.178	24	K.LEE	31.397	48	G.TRAPPA	20.202	14	J.KARRAS	38.042	28	24	2:00.970	2:00.970 (25)
29	55	E.FELBERMAYR	31.218	14	J.KARRAS	31.402	27	A.JACOBY	20.255	55	E.FELBERMAYR	38.043	29	57	2:01.157	2:01.349 (28)
30	14	J.KARRAS	31.338	41	S.SUSLOV	31.419	8	P.KARRAS	20.332	32	W.DOBRZANSKI	38.073	30	14	2:01.230	2:01.436 (29)
31	37	F.FIORENTINO	31.347	71	D.DALLAKYAN	31.537	71	D.DALLAKYAN	20.427	57	A.SEVERIUKHIN	38.115	31	8	2:01.762	2:01.939 (30)
32	8	P.KARRAS	31.510	37	F.FIORENTINO	31.580	37	F.FIORENTINO	20.437	8	P.KARRAS	38.174	32	37	2:01.766	2:02.287 (31)
33	25	F.MONARCA	1:22.009	57	A.SEVERIUKHIN	31.581	57	A.SEVERIUKHIN	20.440	24	K.LEE	38.288	33	25	3:01.208	

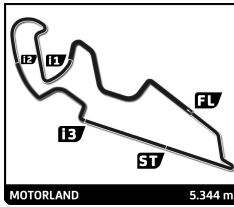


## F4Spain ROUND 1 - MOTORLAND QUALIFYING 2

### Fastest Lap Sequence

Elapsed	No	Driver	Team	Car	Class	Time	Kph	Lap
13:20.609	4	Ean EYCKMANS	MP Motorsport	Tatuus F4 T -421	R	2:03.245	156.1	4
13:25.747	9	René LAMMERS	MP Motorsport	Tatuus F4 T -421		2:02.561	157.0	4
15:23.054	4	Ean EYCKMANS	MP Motorsport	Tatuus F4 T -421	R	2:02.445	157.1	5
15:29.614	1	Hudson SCHWARTZ	KCL MP Motorsport	Tatuus F4 T -421		2:01.845	157.9	5
15:34.299	99	Thomas STRAUVEN	Griffin Core	Tatuus F4 T -421		2:01.445	158.4	4
17:28.825	9	René LAMMERS	MP Motorsport	Tatuus F4 T -421		2:00.733	159.3	6
17:31.119	22	Juan COTA	MP Motorsport	Tatuus F4 T -421		2:00.716	159.4	6
17:34.203	99	Thomas STRAUVEN	Griffin Core	Tatuus F4 T -421		1:59.904	160.4	5
19:28.489	9	René LAMMERS	MP Motorsport	Tatuus F4 T -421		1:59.664	160.8	7
19:35.335	23	Jan PRZYROWSKI	Griffin Core	Tatuus F4 T -421		1:59.519	161.0	6
19:38.361	81	Noah MONTEIRO	Campos Racing	Tatuus F4 T -421	R	1:59.406	161.1	6
21:28.238	10	Niklas SCHAUFLE	KCL MP Motorsport	Tatuus F4 T -421	R	1:59.331	161.2	8
21:34.645	23	Jan PRZYROWSKI	Griffin Core	Tatuus F4 T -421		1:59.310	161.2	7
22:08.330	6	Sacha VAN'T PAD BOSCH	T-Code by Amtog	Tatuus F4 T -421	R	1:59.284	161.3	7
23:27.334	10	Niklas SCHAUFLE	KCL MP Motorsport	Tatuus F4 T -421	R	1:59.096	161.5	9
23:32.545	99	Thomas STRAUVEN	Griffin Core	Tatuus F4 T -421		1:58.658	162.1	8
27:30.635	99	Thomas STRAUVEN	Griffin Core	Tatuus F4 T -421		1:58.353	162.6	10





# F4Spain

## ROUND 1 - MOTORLAND

### QUALIFYING 2

### Sector Analysis

— Invalidated Lap    ■ Personal Best    ■ Session Best    B Crossing the pit lane

Lap	Time	Sector 1	Sector 2	Sector 3	Sector 4	T.Spud	Lap	Time	Sector 1	Sector 2	Sector 3	Sector 4	T.Spud
6	2:01.109	31.178	31.695	20.196	38.040	227.8	7	1:59.924	30.791	31.317	20.171	37.645	232.3
7	2:00.232	30.837	31.416	20.135	37.844	229.3	8	1:59.701	30.759	31.221	20.039	37.682	229.8
8	2:02.669	31.140	31.348	20.122	40.059	180.6	9	1:59.146	30.547	31.122	19.951	37.526	230.3
9	1:59.517	30.845	31.115	19.886	37.671	229.8	10	1:58.974	30.605	30.947	19.960	37.462	233.3
10	1:59.536	30.755	31.212	19.859	37.710	229.8	11	2:12.439 B	30.906	31.520	21.052	48.961	220.4
11	2:08.224 B	31.067	31.179	19.917	46.061	228.8							

<b>14</b>	<b>Jean Paul KARRAS</b>	GRC				
Sainteloc Racing Tatuus F4 T -421						
1	3:11.383 B	1:15.905	38.044	24.291	53.143	219.5
2	8:31.752	6:55.299	34.551	21.998	39.904	222.7
3	2:05.937	32.748	32.904	21.324	38.961	225.5
4	2:04.760	32.497	32.531	21.023	38.709	227.8
5	2:03.636	32.089	32.085	20.895	38.567	226.9
6	2:02.440	31.609	31.911	20.472	38.448	226.4
7	2:02.820	31.986	31.828	20.588	38.418	226.4
8	2:01.596	31.338	31.626	20.541	38.091	225.9
9	2:01.436	31.347	31.577	20.470	38.042	225.5
10	2:01.785	31.337	31.402	20.448	38.598	225.9

<b>15</b>	<b>Edward ROBINSON</b>	ESP				
DXR Tatuus F4 T -421						
1	27:10.109 B	2:17.971	2:58.499	1:37.875	...	

<b>17</b>	<b>Nacho TUÑÓN</b>	ESP				
Tecnicar by Amtog Tatuus F4 T -421						
1	3:30.245 B	1:28.855	37.691	23.917	59.782	193.2
2	8:41.293	6:59.755	35.013	22.112	44.413	186.9
3	2:07.423	32.928	33.901	21.409	39.185	227.8
4	2:07.218	32.260	32.555	20.742	41.661	192.5
5	2:01.796	31.418	31.716	20.322	38.340	228.8
6	2:01.944	32.132	31.652	20.181	37.979	229.3
7	2:00.602	31.365	31.362	20.066	37.809	228.3
8	2:00.175	30.871	31.307	20.012	37.985	229.3
9	1:59.660	30.754	31.177	20.038	37.691	231.8

<b>19</b>	<b>Matus RYBA</b>	SVK				
Griffin Core Tatuus F4 T -421						
1	2:51.465 B	59.841	36.145	23.750	51.729	223.6
2	8:42.695	7:06.213	34.235	22.854	39.393	208.9
3	2:03.385	32.211	32.212	20.913	38.049	229.3
4	2:02.383	32.436	31.919	20.443	37.585	231.3
5	2:04.042	33.345	32.246	20.582	37.869	228.3
6	2:01.037	31.191	31.601	20.309	37.936	231.8
7	2:00.077	30.968	31.426	20.188	37.495	232.8
8	2:00.385	31.034	31.374	20.138	37.839	230.3
9	1:59.665	30.718	31.346	20.161	37.440	233.3
10	1:59.706	30.720	31.447	20.076	37.463	231.3

<b>22</b>	<b>Juan COTA</b>	ESP				
MP Motorsport Tatuus F4 T -421						
1	2:27.045	45.695	36.178	23.167	42.005	195.3
2	2:35.962 B	33.353	38.556	26.059	57.994	168.5
3	6:21.362	4:45.353	33.812	22.457	39.740	221.3
4	2:03.759	31.697	32.276	21.199	38.587	233.8
5	2:02.275	31.410	31.757	20.665	38.443	232.8
6	2:00.716	31.036	31.532	20.296	37.852	229.8

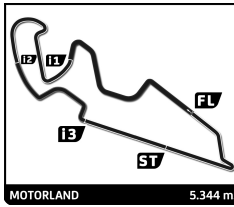
<b>23</b>	<b>Jan PRZYROWSKI</b>	POL				
Griffin Core Tatuus F4 T -421						
1	2:46.994 B	55.262	36.271	23.367	52.094	212.2
2	8:43.249	7:07.322	33.885	22.318	39.724	221.3
3	2:03.915	32.202	32.210	20.967	38.536	229.3
4	2:01.329	31.481	31.624	20.384	37.840	230.3
5	2:00.329	31.099	31.332	20.135	37.763	228.8
6	1:59.519	30.816	31.371	19.947	37.385	235.3
7	1:59.310	30.822	31.163	19.987	37.338	231.8
8	1:59.074	30.707	31.065	19.834	37.468	230.3
9	1:59.517	30.695	30.922	19.763	38.137	231.8
10	1:58.489	30.499	30.898	19.807	37.285	230.3

<b>24</b>	<b>Kyuhoo LEE</b>	KOR				
Rodin Motorsport Tatuus F4 T -421						
1	2:44.590 B	52.358	36.693	23.449	52.090	196.7
2	8:35.071	6:55.444	35.645	23.598	40.384	219.5
3	2:06.942	33.633	32.851	21.201	39.257	225.5
4	2:04.186	31.727	32.036	20.788	39.635	226.9
5	2:02.484	31.710	31.692	20.548	38.534	226.9
6	2:02.894	31.434	31.880	20.835	38.745	215.6
7	2:01.397	31.191	31.485	20.368	38.353	228.3
8	2:02.451	31.913	31.592	20.298	38.648	227.4
9	2:00.970	31.085	31.397	20.200	38.288	227.4
10	2:09.079 B	31.137	31.442	20.324	46.176	226.9

<b>25</b>	<b>Francisco MONARCA</b>	ARG				
Monlau Motorsport Tatuus F4 T -421						
1	3:26.542 B	1:27.782	36.262	23.689	58.809	178.5
2	8:35.251	6:56.052	34.133	23.257	41.809	207.3
3	4:21.580 B	1:22.009	50.008	54.190	1:15.373	143.0

<b>27</b>	<b>Alexander JACOBY</b>	BRA				
Monlau Motorsport Tatuus F4 T -421						
1	3:36.204 B	1:29.925	37.522	24.390	1:04.367	196.0
2	8:32.727	6:54.959	34.791	23.349	39.628	217.7
3	2:04.422	32.289	32.340	21.364	38.429	228.8
4	2:04.292	33.172	32.498	20.568	38.054	230.3
5	2:01.115	31.225	31.527	20.517	37.846	231.8
6	2:01.380	31.325	31.627	20.461	37.967	228.8
7	2:01.046	31.157	31.501	20.392	37.996	229.3
8	2:00.660	31.146	31.471	20.255	37.788	228.8
9	2:00.150	30.997	31.220	20.291	37.642	228.8

<b>32</b>	<b>Wiktór DOBRZANSKI</b>	POL				
Tecnicar by Amtog Tatuus F4 T -421						
1	3:44.927 B	1:37.147	37.116	23.249	1:07.415	168.0
2	8:35.360	6:53.109	36.480	23.148	42.623	181.8
3	2:05.153	32.380	32.337	21.252	39.184	225.5
4	2:04.201	31.560	31.910	20.432	40.299	226.9
5	2:01.283	31.311	31.666	20.083	38.223	229.8

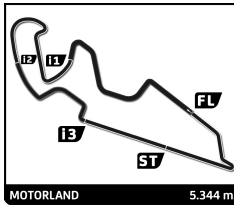


# F4Spain ROUND 1 - MOTORLAND QUALIFYING 2

## Sector Analysis

— Invalidated Lap    ■ Personal Best    ■ Session Best    B Crossing the pit lane

Lap	Time	Sector 1	Sector 2	Sector 3	Sector 4	T.Sp	Lap	Time	Sector 1	Sector 2	Sector 3	Sector 4	T.Sp
<b>33</b> Christopher EL FEGHALI LBN Drivex Tatuus F4 T -421							<b>46</b> Nathan TYE GBR Rodin Motorsport Tatuus F4 T -421						
1	2:53.517 B	1:00.801	35.861	23.707	53.148	210.9	1	2:43.389 B	51.195	36.804	23.806	51.584	184.9
2	8:40.140	7:04.373	33.529	22.397	39.841	212.6	2	8:49.257	7:08.724	35.007	24.359	41.167	208.9
3	2:03.039	31.828	32.182	20.907	38.122	230.8	3	2:04.519	32.203	32.473	20.964	38.879	229.8
4	2:02.999	32.463	31.903	20.453	38.180	228.3	4	2:04.520	33.253	32.468	20.635	38.164	228.8
5	2:02.397	32.149	31.735	20.526	37.987	227.8	5	2:01.444	31.304	31.764	20.420	37.956	229.3
6	2:02.534	31.035	31.477	20.546	39.476	210.9	6	2:00.716	31.205	31.380	20.302	37.829	229.3
7	2:00.121	30.914	31.263	20.092	37.852	230.3	7	2:00.304	30.930	31.302	20.163	37.909	228.8
8	1:59.924	30.912	31.195	20.151	37.666	230.3	8	1:59.768	30.839	31.238	20.037	37.654	228.3
9	1:59.905	30.778	31.191	20.124	37.812	230.3	9	1:59.912	30.790	31.219	20.094	37.809	228.3
10	1:59.439	30.698	31.095	20.070	37.576	230.3	10	1:59.674	30.788	31.094	20.037	37.755	228.3
<b>37</b> Filippo FIORENTINO BRA Drivex Tatuus F4 T -421							<b>48</b> Gino TRAPPA ARG Drivex Tatuus F4 T -421						
1	2:57.936 B	1:02.460	36.331	23.673	55.472	219.5	1	2:56.615 B	1:01.959	36.356	23.374	54.926	217.3
2	8:38.065	7:01.940	33.887	22.327	39.911	223.6	2	8:38.781	7:02.686	33.992	21.846	40.257	218.2
3	2:05.861	32.817	32.795	21.305	38.944	225.0	3	2:07.086	33.539	33.510	21.093	38.944	229.8
4	2:03.545	31.803	32.044	21.039	38.659	223.6	4	2:03.916	31.663	31.813	21.234	39.206	221.8
5	2:03.278	31.435	31.876	20.726	39.241	220.0	5	2:01.635	31.257	31.715	20.525	38.138	228.8
6	2:02.287	31.366	31.918	20.553	38.450	224.5	6	2:00.752	31.017	31.496	20.347	37.892	229.3
7	2:01.764	31.289	31.580	20.459	38.436	224.1	7	2:05.428	31.365	31.742	20.421	41.900	189.8
8	2:02.220	31.373	31.612	20.833	38.402	226.4	8	2:11.648	35.544	34.538	23.147	38.419	228.8
9	2:02.479	31.347	31.776	20.437	38.919	225.0	9	2:00.206	31.021	31.364	20.202	37.619	230.8
10	2:14.739 B	35.193	32.125	20.805	46.616	221.8	10	2:42.880 B	41.847	36.500	23.752	1:00.781	217.3
<b>39</b> Santino PANETTA ARG TC Racing Tatuus F4 T -421							<b>55</b> Emma FELBERMAYR AUT Rodin Motorsport Tatuus F4 T -421						
1	3:38.035 B	1:33.144	35.613	23.887	1:05.391	197.8	1	2:55.287 B	55.095	38.660	24.940	56.592	186.5
2	8:30.270	6:52.761	34.611	22.396	40.502	205.7	2	8:41.629	6:59.262	36.162	23.595	42.610	200.0
3	2:03.891	32.019	32.083	21.454	38.335	232.3	3	2:07.543	32.950	33.347	21.810	39.436	226.4
4	2:02.327	31.784	31.750	20.711	38.082	232.3	4	2:05.159	32.467	32.380	21.673	38.639	230.3
5	2:01.061	31.290	31.594	20.488	37.689	233.3	5	2:04.115	32.656	32.249	20.759	38.451	227.4
6	2:00.320	30.929	31.334	20.409	37.648	233.3	6	2:02.063	31.427	31.793	20.548	38.295	227.8
7	1:59.871	30.697	31.211	20.190	37.773	232.8	7	2:01.590	31.381	31.754	20.412	38.043	228.3
8	2:00.228	30.787	31.204	20.232	38.005	229.3	8	2:01.325	31.311	31.694	20.222	38.098	228.3
9	2:06.689 B	30.692	31.028	20.302	44.667	229.8	9	2:00.624	30.896	31.372	20.293	38.063	228.3
							10	2:01.010	31.218	31.484	20.151	38.157	227.4
<b>41</b> Stepan SUSLOV SWE DXR Tatuus F4 T -421							<b>57</b> Artem SEVERIUKHIN KGZ DXR Tatuus F4 T -421						
1	2:59.191 B	1:06.731	36.735	23.785	51.940	222.2	1	3:01.131 B	1:08.285	37.799	24.686	50.361	210.5
2	8:38.633	7:02.610	34.277	22.235	39.511	220.9	2	8:39.381	7:01.756	34.880	22.662	40.083	211.8
3	2:06.427	32.386	33.220	21.942	38.879	227.8	3	2:06.960	33.127	33.255	21.485	39.093	222.7
4	2:03.793	31.808	32.199	20.856	38.930	225.9	4	2:04.943	32.117	32.724	21.209	38.893	224.5
5	2:02.501	31.561	32.063	20.690	38.187	226.9	5	2:02.867	31.589	32.094	20.792	38.392	225.9
6	2:03.716	32.021	32.366	20.427	38.902	228.3	6	2:02.809	31.686	31.932	20.662	38.529	225.5
7	2:01.089	31.195	31.569	20.319	38.006	227.8	7	2:01.895	31.268	31.814	20.594	38.219	225.5
8	2:00.968	31.454	31.419	20.221	37.874	227.4	8	2:01.649	31.174	31.800	20.471	38.204	225.9
9	2:00.477	30.922	31.441	20.201	37.913	231.8	9	2:01.349	31.021	31.692	20.440	38.196	224.5
10	2:01.494	30.910	32.100	20.200	38.284	226.9	10	2:01.439	31.144	31.581	20.599	38.115	228.3
<b>70</b> Aleksandar BOGUNOVIC SVN GRS Team Tatuus F4 T -421							<b>70</b> Aleksandar BOGUNOVIC SVN GRS Team Tatuus F4 T -421						
1	3:43.666 B	1:39.167	36.133	23.069	1:05.297	216.0	1	3:43.666 B	1:39.167	36.133	23.069	1:05.297	216.0
2	8:26.269	6:49.594	33.736	23.158	39.781	221.3	2	8:26.269	6:49.594	33.736	23.158	39.781	221.3

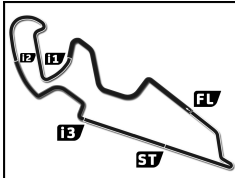


# F4Spain ROUND 1 - MOTORLAND QUALIFYING 2

## Sector Analysis

— Invalidated Lap    ■ Personal Best    ■ Session Best    B Crossing the pit lane

Lap	Time	Sector 1	Sector 2	Sector 3	Sector 4	T.Spd	Lap	Time	Sector 1	Sector 2	Sector 3	Sector 4	T.Spd
<b>71</b> Daniel DALLAKYAN ARM													
GRS Team Tatuus F4 T -421													
1	3:48.407 B	1:39.315	38.212	24.270	1:06.610	133.5							
2	8:32.809	6:50.410	36.059	23.771	42.569	192.2							
3	2:05.608	32.438	32.859	21.452	38.859	225.0							
4	2:03.516	31.659	32.160	20.944	38.753	227.8							
5	2:02.725	31.601	32.064	20.788	38.272	227.8							
6	2:02.168	31.409	31.805	20.794	38.160	228.8							
7	2:01.231	31.093	31.664	20.427	38.047	225.9							
8	2:01.529	31.176	31.734	20.524	38.095	226.9							
9	2:00.910	30.902	31.537	20.433	38.038	227.4							
<b>77</b> Andrej PETROVIC SRB													
T-Code by Amtog Tatuus F4 T -421													
1	3:24.446 B	1:27.271	36.475	23.256	57.444	182.4							
2	8:43.230	7:04.401	34.386	21.841	42.602	185.9							
3	2:02.909	31.807	32.020	20.576	38.506	226.9							
4	2:02.263	31.340	31.579	20.179	39.165	228.3							
5	2:00.801	30.974	31.452	20.285	38.090	229.8							
6	2:00.191	30.895	31.316	20.084	37.896	230.3							
7	1:59.729	30.808	31.123	20.021	37.777	228.8							
8	1:59.516	30.718	31.050	19.948	37.800	230.3							
9	1:59.402	30.601	31.048	20.027	37.726	227.4							
<b>78</b> Alfio SPINA ITA													
TC Racing Tatuus F4 T -421													
1	3:33.831 B	1:31.279	36.847	24.134	1:01.571	212.6							
2	8:44.052	6:58.308	34.060	23.671	48.013	211.8							
3	2:04.636	32.798	32.428	21.120	38.290	226.9							
4	2:04.675	31.912	31.935	20.501	40.327	191.2							
5	2:01.015	31.097	31.831	20.300	37.787	230.8							
6	2:00.247	30.961	31.426	20.215	37.645	229.3							
7	2:00.009	30.801	31.372	20.170	37.666	230.3							
8	2:00.017	30.886	31.367	20.154	37.610	230.3							
9	1:59.471	30.680	31.167	20.024	37.600	229.8							
<b>80</b> Alex POWELL USA													
Saintéloc Racing Tatuus F4 T -421													
1	3:04.304 B	1:10.079	37.602	24.124	52.499	197.1							
2	8:36.896	7:00.335	34.145	21.926	40.490	205.7							
3	2:04.520	32.561	32.535	20.776	38.648	227.4							
4	2:03.131	31.561	32.188	20.973	38.409	225.5							
5	2:02.074	31.449	31.792	20.708	38.125	229.8							
6	2:01.808	31.738	31.635	20.281	38.154	225.9							
7	2:00.831	31.019	31.486	20.256	38.070	231.8							
8	2:00.623	30.901	31.427	20.249	38.046	227.4							
9	2:01.648	31.769	31.610	20.205	38.064	226.4							
10	2:00.147	30.821	31.340	20.090	37.896	226.4							
<b>81</b> Noah MONTEIRO PRT													
Campos Racing Tatuus F4 T -421													
1	2:49.551 B	57.642	36.651	23.723	51.535	210.9							
2	8:41.960	7:06.107	33.859	22.374	39.620	217.7							
3	2:04.363	31.865	32.828	21.054	38.616	220.4							
4	2:02.350	31.244	31.919	21.341	37.846	228.8							
5	2:00.731	31.062	31.635	20.464	37.570	230.8							
6	1:59.406	30.664	31.221	20.123	37.398	231.8							
7	2:01.175	31.068	31.355	20.192	38.560	234.3							
8	1:59.549	30.809	31.305	20.132	37.303	234.8							
9	1:59.068	30.594	30.947	20.021	37.506	231.3							
10	1:58.956	30.494	31.012	20.043	37.407	230.3							
<b>88</b> Santiago BAZTARRICA ARG													
TC Racing Tatuus F4 T -421													
1	3:41.769 B	1:32.580	36.470	24.357	1:08.362	200.7							
2	8:26.360	6:50.935	33.514	22.372	39.539	222.2							
3	2:03.709	31.772	32.277	21.096	38.564	228.8							
4	2:02.210	31.663	31.772	20.637	38.138	227.8							
5	2:00.647	31.019	31.408	20.337	37.883	230.8							
6	2:00.537	31.185	31.353	20.297	37.702	230.3							
7	1:59.523	30.698	31.069	20.100	37.656	230.8							
8	1:59.506	30.720	31.177	19.859	37.750	229.8							
9	1:59.216	30.630	31.000	19.899	37.687	231.3							
<b>91</b> Lorenzo CAMPOS AGO													
Monlau Motorsport Tatuus F4 T -421													
1	3:28.457 B	1:28.541	36.969	23.697	59.250	203.8							
2	8:47.272	7:01.917	34.994	26.401	43.960	205.7							
3	2:05.457	32.617	32.610	21.604	38.626	227.4							
4	2:02.609	31.701	31.816	21.002	38.090	229.8							
5	2:01.409	31.291	31.672	20.474	37.972	228.8							
6	2:00.709	31.010	31.563	20.439	37.697	229.3							
7	2:00.087	30.822	31.358	20.369	37.538	230.3							
8	2:00.199	30.895	31.385	20.190	37.729	229.3							
9	1:59.731	30.904	31.125	20.171	37.531	230.3							
<b>99</b> Thomas STRAUVEN BEL													
Griffin Core Tatuus F4 T -421													
1	2:45.763 B	54.909	36.138	23.070	51.646	214.7							
2	8:43.603	7:08.184	33.487	22.648	39.284	221.8							
3	2:03.488	32.472	32.149	20.791	38.076	229.8							
4	2:01.445	31.702	31.691	20.301	37.751	230.3							
5	1:59.904	30.849	31.490	20.160	37.405	230.8							
6	2:00.174	30.969	31.491	20.134	37.580	230.8							
7	1:59.510	30.847	31.221	19.957	37.485	231.8							
8	1:58.658	30.549	30.974	19.897	37.238	230.3							
9	1:59.737	30.650	30.950	19.839	38.298	225.0							
10	1:58.353	30.548	30.800	19.794	37.211	230.8							



MOTORLAND 5.344 m.

# F4Spain

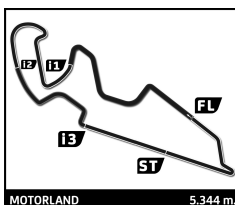
## ROUND 1 - MOTORLAND

### QUALIFYING 2

#### Flag Analysis

Flag	Time
	GREEN FLAG 08:30:00.000
	RED FLAG 08:32:52.817
	GREEN FLAG 08:39:00.487
	CHEQUERED FLAG 08:56:07.670

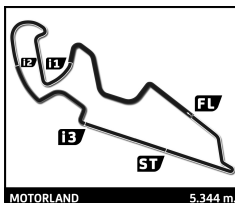




## F4Spain ROUND 1 - MOTORLAND QUALIFYING 2

### Track Limits Analysis

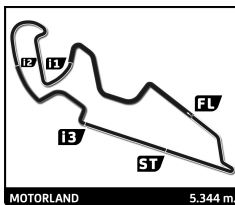
No	Driver	Team	T.L. Nr	Camera	Lap	Time	
1	Hudson SCHWARTZ	KCL MP Motorsport	1	Turn 5	8	08:49:59.607	
							<b>Total Infractions:</b> <input type="text" value="1"/>
2	Vivek KANTHAN	Campos Racing	1	Turn 1	4	08:43:43.821	
2	Vivek KANTHAN	Campos Racing	2	Turn 1	5	08:45:46.084	
2	Vivek KANTHAN	Campos Racing	3	Turn 5	7	08:50:05.812	
2	Vivek KANTHAN	Campos Racing	4	Turn 1	7	08:49:47.020	
2	Vivek KANTHAN	Campos Racing	5	Turn 1	9	08:53:47.348	
							<b>Total Infractions:</b> <input type="text" value="4"/>
4	Ean EYCKMANS	MP Motorsport	1	Turn 5	6	08:45:51.319	
							<b>Total Infractions:</b> <input type="text" value="1"/>
5	Miguel COSTA	Campos Racing	1	Turn 1	4	08:44:17.674	
5	Miguel COSTA	Campos Racing	2	Turn 1	6	08:48:18.821	
5	Miguel COSTA	Campos Racing	3	Turn 9	10	08:56:59.871	
							<b>Total Infractions:</b> <input type="text" value="3"/>
6	Sacha VAN'T PAD BOSCH	T-Code by Amtog	1	Turn 1	8	08:52:17.955	
6	Sacha VAN'T PAD BOSCH	T-Code by Amtog	2	Turn 1	10	08:56:16.819	
							<b>Total Infractions:</b> <input type="text" value="2"/>
8	Philippe Armand KARRAS	Saintéloc Racing	1	Turn 5	2	08:40:04.708	
8	Philippe Armand KARRAS	Saintéloc Racing	2	Turn 1	4	08:44:01.949	
							<b>Total Infractions:</b> <input type="text" value="2"/>
9	René LAMMERS	MP Motorsport	1	Turn 1	5	08:43:34.949	
9	René LAMMERS	MP Motorsport	2	Turn 1	8	08:49:38.090	
							<b>Total Infractions:</b> <input type="text" value="2"/>
10	Niklas SCHAUFLE	KCL MP Motorsport	1	Turn 1	5	08:43:32.548	
10	Niklas SCHAUFLE	KCL MP Motorsport	2	Turn 5	6	08:45:53.122	
10	Niklas SCHAUFLE	KCL MP Motorsport	3	Turn 1	7	08:47:36.415	
							<b>Total Infractions:</b> <input type="text" value="3"/>
11	Reno FRANCOT	KCL MP Motorsport	1	Turn 1	8	08:49:36.567	
11	Reno FRANCOT	KCL MP Motorsport	2	Turn 5	10	08:53:57.873	
11	Reno FRANCOT	KCL MP Motorsport	3	Turn 1	9	08:51:39.223	
11	Reno FRANCOT	KCL MP Motorsport	4	Turn 9	10	08:54:19.883	
11	Reno FRANCOT	KCL MP Motorsport	5	Turn 7	11	08:56:07.838	
							<b>Total Infractions:</b> <input type="text" value="4"/>
14	Jean Paul KARRAS	Saintéloc Racing	1	Turn 5	4	08:44:18.193	
14	Jean Paul KARRAS	Saintéloc Racing	2	Turn 1	10	08:56:15.223	
							<b>Total Infractions:</b> <input type="text" value="2"/>
17	Nacho TUÑON	Tecnicar by Amtog	1	Turn 5	4	08:44:47.924	
17	Nacho TUÑON	Tecnicar by Amtog	2	Turn 5	5	08:46:55.049	
17	Nacho TUÑON	Tecnicar by Amtog	3	Turn 1	6	08:48:37.350	
17	Nacho TUÑON	Tecnicar by Amtog	4	Turn 1	7	08:50:39.488	
							<b>Total Infractions:</b> <input type="text" value="4"/>
19	Matus RYBA	Griffin Core	1	Turn 5	5	08:46:09.304	
19	Matus RYBA	Griffin Core	2	Turn 1	5	08:45:50.886	
19	Matus RYBA	Griffin Core	3	Turn 1	6	08:47:52.820	
19	Matus RYBA	Griffin Core	4	Turn 1	8	08:51:53.955	
							<b>Total Infractions:</b> <input type="text" value="3"/>
22	Juan COTA	MP Motorsport	1	Turn 1	8	08:49:40.626	
							<b>Total Infractions:</b> <input type="text" value="1"/>
23	Jan PRZYROWSKI	Griffin Core	1	Turn 7	4	08:44:14.104	
							<b>Total Infractions:</b> <input type="text" value="1"/>



## F4Spain ROUND 1 - MOTORLAND QUALIFYING 2

### Track Limits Analysis

No	Driver	Team	T.L. Nr	Camera	Lap	Time
24	Kyuhoo LEE	Rodin Motorsport	1	Turn 5	2	08:39:36.781
24	Kyuhoo LEE	Rodin Motorsport	2	Turn 1	5	08:45:39.551
24	Kyuhoo LEE	Rodin Motorsport	3	Turn 5	10	08:56:10.206
						<b>Total Infractions: 3</b>
25	Francisco MONARCA	Monlau Motorsport	1	Turn 9	3	08:43:52.591
						<b>Total Infractions: 1</b>
27	Alexander JACOBY	Monlau Motorsport	1	Turn 5	3	08:42:38.796
27	Alexander JACOBY	Monlau Motorsport	2	Turn 5	4	08:44:42.257
27	Alexander JACOBY	Monlau Motorsport	3	Turn 1	7	08:50:29.819
						<b>Total Infractions: 3</b>
32	Wiktor DOBRZANSKI	Tecnicar by Amtog	1	Turn 1	4	08:44:35.416
32	Wiktor DOBRZANSKI	Tecnicar by Amtog	2	Turn 5	7	08:51:01.131
32	Wiktor DOBRZANSKI	Tecnicar by Amtog	3	Turn 5	8	08:53:01.118
						<b>Total Infractions: 3</b>
33	Christopher EL FEGHALI	Drivex	1	Turn 5	5	08:46:09.304
33	Christopher EL FEGHALI	Drivex	2	Turn 1	6	08:47:51.818
						<b>Total Infractions: 2</b>
37	Filippo FIORENTINO	Drivex	1	Turn 5	5	08:46:15.109
37	Filippo FIORENTINO	Drivex	2	Turn 1	5	08:45:55.150
37	Filippo FIORENTINO	Drivex	3	Turn 1	7	08:50:00.619
37	Filippo FIORENTINO	Drivex	4	Turn 1	8	08:52:02.418
						<b>Total Infractions: 3</b>
39	Santino PANETTA	TC Racing	1	Turn 5	9	08:54:45.119
						<b>Total Infractions: 1</b>
41	Stepan SUSLOV	DXR	1	Turn 5	5	08:46:17.111
						<b>Total Infractions: 1</b>
46	Nathan TYE	Rodin Motorsport	1	Turn 1	4	08:43:46.684
46	Nathan TYE	Rodin Motorsport	2	Turn 1	5	08:45:50.886
46	Nathan TYE	Rodin Motorsport	3	Turn 1	6	08:47:52.820
						<b>Total Infractions: 3</b>
48	Gino TRAPPA	Drivex	1	Turn 1	3	08:41:45.428
48	Gino TRAPPA	Drivex	2	Turn 1	4	08:43:52.022
						<b>Total Infractions: 2</b>
55	Emma FELBERMAYR	Rodin Motorsport	1	Turn 5	9	08:54:27.937
						<b>Total Infractions: 1</b>
57	Artem SEVERIUKHIN	DXR	1	Turn 1	6	08:48:04.750
						<b>Total Infractions: 1</b>
70	Aleksandar BOGUNOVIC	GRS Team	1	Turn 5	3	08:42:38.796
70	Aleksandar BOGUNOVIC	GRS Team	2	Turn 5	4	08:44:42.257
70	Aleksandar BOGUNOVIC	GRS Team	3	Turn 1	4	08:44:22.965
						<b>Total Infractions: 2</b>
71	Daniel DALLAKYAN	GRS Team	1	Turn 1	6	08:48:42.755
						<b>Total Infractions: 1</b>
77	Andrej PETROVIC	T-Code by Amtog	1	Turn 5	3	08:42:36.064
77	Andrej PETROVIC	T-Code by Amtog	2	Turn 1	4	08:44:21.028
						<b>Total Infractions: 2</b>
78	Alfio SPINA	TC Racing	1	Turn 1	3	08:42:27.693
78	Alfio SPINA	TC Racing	2	Turn 1	4	08:44:32.024



# F4Spain


## ROUND 1 - MOTORLAND

### QUALIFYING 2

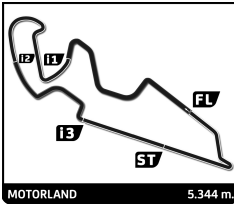
### Track Limits Analysis

No	Driver	Team	T.L. Nr	Camera	Lap	Time	Total Infractions:
							<input type="text" value="2"/>
80	Alex POWELL	Saintéloc Racing	1	Turn 1	9	08:54:03.416	<input type="text" value="1"/>
81	Noah MONTEIRO	Campos Racing	1	Turn 1	3	08:41:40.751	
81	Noah MONTEIRO	Campos Racing	2	Turn 5	7	08:50:05.812	
							<input type="text" value="2"/>
88	Santiago BAZTARRICA	TC Racing	1	Turn 9	3	08:43:00.809	<input type="text" value="1"/>
							<input type="text" value="1"/>
91	Lorenzo CAMPOS	Monlau Motorsport	1	Turn 9	5	08:47:15.990	
91	Lorenzo CAMPOS	Monlau Motorsport	2	Turn 1	4	08:44:31.017	
91	Lorenzo CAMPOS	Monlau Motorsport	3	Turn 5	8	08:52:54.811	
							<input type="text" value="3"/>
99	Thomas STRAUVEN	Griffin Core	1	Turn 1	7	08:49:43.900	<input type="text" value="1"/>
							<input type="text" value="1"/>

TOTAL TRACK LIMITS: 77



Published at: XX:9x10



# F4Spain

## ROUND 1 - MOTORLAND

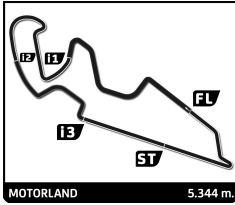
### QUALIFYING 2

#### Provisional Race Director Report

Hour	Flag	Message
08:22:21		RADIO CHECK
08:23:04		TRACK TEMPERATURE 4.7C - AIR TEMPERATURE 5.8C - HUMIDITY 68%
08:23:27		F4 - PIT LANE WILL BE OPEN AT 8.30
08:28:08		FAST LANE OPEN
08:30:00		PIT LANE OPEN
08:32:26		SLOW CAR AT T6
08:32:39		SLOW CAR AT T7
08:32:52	RF	RED FLAG
08:34:09		SLOW CAR AT T8
08:34:54		TEAM MANAGER CAR 15 REPORT IMMEDIATELY TO RACE DIRECTOR
08:35:02		TEAM MANAGER CAR 15 REPORT IMMEDIATELY TO RACE DIRECTOR
08:37:55		F4 - PIT LANE WILL BE OPEN AT 8.39
08:39:00	GF	GREEN FLAG
08:39:02		PIT LANE OPEN
08:39:40		PIT LANE INCIDENT CAR 24 UNDER INVESTIGATION
08:47:31		IMPEEDING DURING QUALIFYING CAR 25 UNDER INVESTIGATION
08:48:17		PIT LANE INCIDENT WILL BE INVESTIGATED AFTER THE SESSION
08:50:26		IMPEEDING DURING QUALIFYING CAR 25 WILL BE INVESTIGATED AFTER THE SESSION
08:56:07		CHEQUERED FLAG
08:58:31		CARS & DRIVERS #99 #10 #9 #77 PROCEED TO THE SCRUTINEERING BAY IMMEDIATELY AFTER SESSION

Published at: 9:10


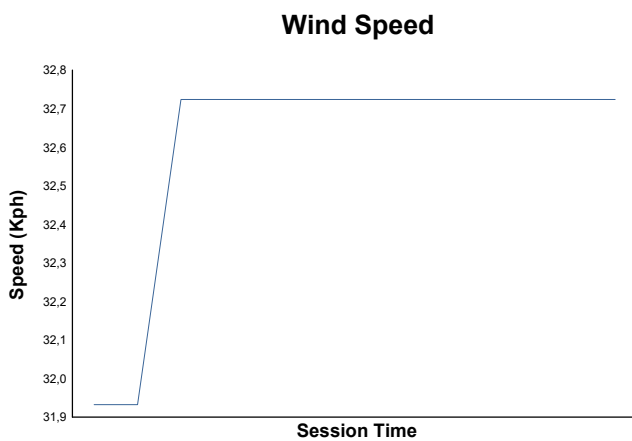
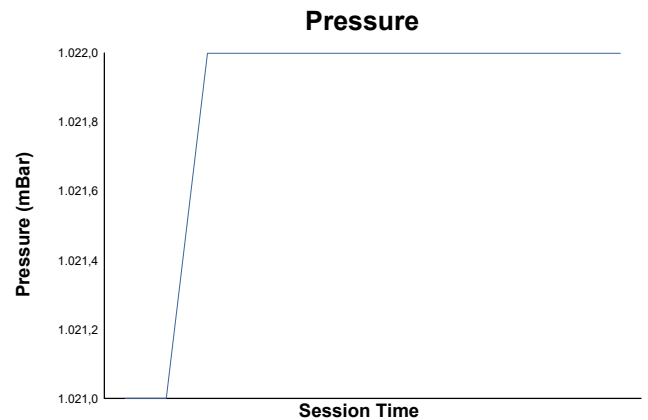
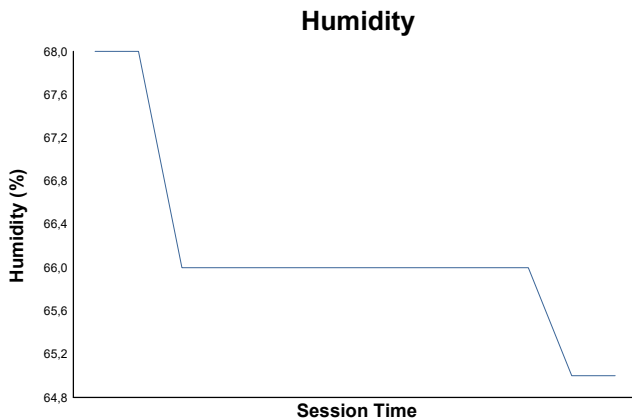
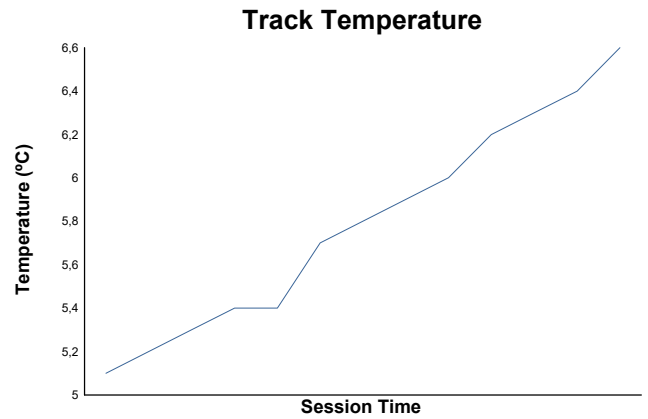
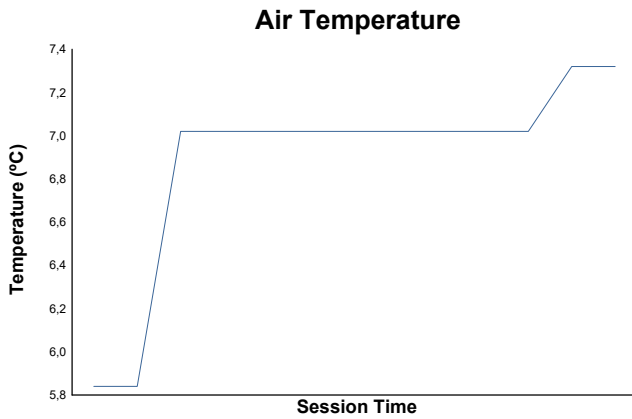
<b>Race Director:</b> Luis GONZÁLEZ 	<b>Timekeeper:</b> Alberto ESTÉBANEZ 
---	--



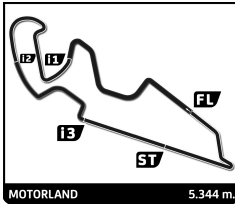
# ROUND 1 - MOTORLAND

## F4Spain QUALIFYING 2

### Weather Report



Track Status: **DRY**



# F4Spain

## ROUND 1 - MOTORLAND

### RACE 2 (25 Minutes +1 Lap)

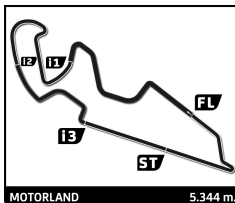
### Final Starting Grid

<b>Juan COTA</b>	MP Motorsport	22	- 18 -		
2:01.432	<b>Philippe Armand KARRAS</b>	Saintéloc Racing	8	- 17 -	57 DXR <b>Artem SEVERIUKHIN</b>
2:00.705	<b>Stepan SUSLOV</b>	DXR	41	- 16 -	71 GRS Team <b>Daniel DALLAKYAN</b> 2:01.005
2:00.323	<b>Jean Paul KARRAS</b>	Saintéloc Racing	14	- 15 -	24 Rodin Motorsport <b>Kyuhoo LEE</b> 2:00.652
2:00.130	<b>Nacho TUÑÓN</b>	Tecnicar by Amtog	17	- 14 -	15 DXR <b>Edward ROBINSON</b> 2:00.296
2:00.018	<b>Santino PANETTA</b>	TC Racing	39	- 13 -	70 GRS Team <b>Aleksandar BOGUNOVIC</b> 2:00.053
1:59.956	<b>Gino TRAPPA</b>	Drivex	48	- 12 -	37 Drivex <b>Filippo FIORENTINO</b> 1:59.978
1:59.865	<b>Emma FELBERMAYR</b>	Rodin Motorsport	55	- 11 -	32 Tecnicar by Amtog <b>Wiktor DOBRZANSKI</b> 1:59.920
1:59.728	<b>Alfio SPINA</b>	TC Racing	78	- 10 -	27 Monlau Motorsport <b>Alexander JACOBY</b> 1:59.807
1:59.490	<b>Lorenzo CAMPOS</b>	Monlau Motorsport	91	- 9 -	19 Griffin Core <b>Matus RYBA</b> 1:59.497
1:59.395	<b>Nathan TYE</b>	Rodin Motorsport	46	- 8 -	10 KCL MP Motorsport <b>Niklas SCHAUFLER</b> 1:59.443
1:59.277	<b>Miguel COSTA</b>	Campos Racing	5	- 7 -	11 KCL MP Motorsport <b>Reno FRANCOT</b> 1:59.279
1:59.229	<b>Santiago BAZTARRICA</b>	TC Racing	88	- 6 -	33 Drivex <b>Christopher EL FEGHALI</b> 1:59.257
1:59.150	<b>Jan PRZYROWSKI</b>	Griffin Core	23	- 5 -	6 T-Code by Amtog <b>Sacha VAN'T PAD BOSCH</b> 1:59.207
1:58.996	<b>Vivek KANTHAN</b>	Campos Racing	2	- 4 -	25 Monlau Motorsport <b>Francisco MONARCA</b> 1:59.020
1:58.723	<b>Hudson SCHWARTZ</b>	KCL MP Motorsport	1	- 3 -	77 T-Code by Amtog <b>Andrej PETROVIC</b> 1:58.993
1:58.577	<b>René LAMMERS</b>	MP Motorsport	9	- 2 -	81 Campos Racing <b>Noah MONTEIRO</b> 1:58.607
1:58.365	<b>Thomas STRAUVEN</b>	Griffin Core	99	- 1 -	4 MP Motorsport <b>Ean EYCKMANS</b> 1:58.559

Pole

Published at: 11:20

<b>Stewards:</b>	<b>Pedro VILCHES</b>	<b>Noelia FRANCO</b>	<b>Mario FERNANDES</b>	<b>Timekeeper:</b>	<b>Alberto ESTÉBANEZ</b>
------------------	----------------------	----------------------	------------------------	--------------------	--------------------------



# F4Spain

## ROUND 1 - MOTORLAND

### RACE 2 (25 Minutes + 1 Lap)

## Final Classification

No	Driver	Nat	Team	Car	Cl.	Laps	Total Time	Gap	Kph	Best Lap		
										Lap	Time	Kph
1	23 Jan PRZYROWSKI	POL	Griffin Core	Tatuus F4 T -421		14	27:58.348	-	160.5	11	1:58.589	162.2
2	4 Ean EYCKMANS	BEL	MP Motorsport	Tatuus F4 T -421	R	14	27:58.434	+0.086	160.5	12	1:58.727	162.0
3	1 Hudson SCHWARTZ	USA	KCL MP Motorsport	Tatuus F4 T -421		14	27:58.522	+0.174	160.5	13	1:58.243	162.7
4	81 Noah MONTEIRO	PRT	Campos Racing	Tatuus F4 T -421	R	14	27:59.136	+0.788	160.4	9	1:58.875	161.8
5	2 Vivek KANTHAN	USA	Campos Racing	Tatuus F4 T -421	R	14	28:02.433	+4.085	160.1	13	1:58.810	161.9
6	9 René LAMMERS	NLD	MP Motorsport	Tatuus F4 T -421		14	28:02.730	+4.382	160.1	13	1:58.623	162.2
7	5 Miguel COSTA	BRA	Campos Racing	Tatuus F4 T -421	R	14	28:04.211	+5.863	159.9	13	1:58.481	162.4
8	11 Reno FRANCO	NLD	KCL MP Motorsport	Tatuus F4 T -421		14	28:07.042	+8.694	159.7	14	1:58.712	162.1
9	46 Nathan TYE	GBR	Rodin Motorsport	Tatuus F4 T -421		14	28:07.976	+9.628	159.6	14	1:58.818	161.9
10	6 Sacha VANT PAD BOSCH	NLD	T-Code by Amtog	Tatuus F4 T -421	R	14	28:11.454	+13.106	159.2	14	1:59.027	161.6
11	77 Andrej PETROVIC	SRB	T-Code by Amtog	Tatuus F4 T -421		14	28:11.610	+13.262	159.2	14	1:58.478	162.4
12	78 Alfio SPINA	ITA	TC Racing	Tatuus F4 T -421		14	28:12.515	+14.167	159.1	13	1:58.670	162.1
13	39 Santino PANETTA	ARG	TC Racing	Tatuus F4 T -421	R	14	28:13.660	+15.312	159.0	14	1:58.760	162.0
14	25 Francisco MONARCA	ARG	Monlau Motorsport	Tatuus F4 T -421	R	14	28:15.086	+16.738	158.9	12	1:58.827	161.9
15	22 Juan COTA	ESP	MP Motorsport	Tatuus F4 T -421		14	28:17.287	+18.939	158.7	14	1:58.150	162.8
16	88 Santiago BAZTARRICA	ARG	TC Racing	Tatuus F4 T -421		14	28:19.494	+21.146	158.5	12	1:59.028	161.6
17	37 Filippo FIORENTINO	BRA	Drivex	Tatuus F4 T -421		14	28:20.392	+22.044	158.4	12	1:59.182	161.4
18	33 Christopher EL FEGHALI	LBN	Drivex	Tatuus F4 T -421	R	14	28:20.757	+22.409	158.4	13	1:59.013	161.6
19	19 Matus RYBA	SVK	Griffin Core	Tatuus F4 T -421		14	28:20.843	+22.495	158.4	13	1:59.057	161.6
20	48 Gino TRAPPA	ARG	Drivex	Tatuus F4 T -421		14	28:24.856	+26.508	158.0	11	1:59.326	161.2
21	91 Lorenzo CAMPOS	AGO	Monlau Motorsport	Tatuus F4 T -421	R	14	28:25.411	+27.063	157.9	12	1:59.022	161.6
22	70 Aleksandar BOGUNOVIC	SVN	GRS Team	Tatuus F4 T -421	R	14	28:27.325	+28.977	157.8	14	1:59.401	161.1
23	32 Wiktor DOBRZANSKI	POL	Tecnicar by Amtog	Tatuus F4 T -421		14	28:31.750	+33.402	157.3	12	2:00.168	160.1
24	27 Alexander JACOBY	BRA	Monlau Motorsport	Tatuus F4 T -421		14	28:35.744	+37.396	157.0	13	1:59.066	161.6
25	15 Edward ROBINSON	ESP	DXR	Tatuus F4 T -421		14	28:36.092	+37.744	156.9	12	2:00.150	160.1
26	41 Stepan SUSLOV	SWE	DXR	Tatuus F4 T -421	R	14	28:38.475	+40.127	156.7	14	1:59.778	160.6
27	24 Kyuho LEE	KOR	Rodin Motorsport	Tatuus F4 T -421	R	14	28:38.490	+40.142	156.7	14	1:59.856	160.5
28	8 Philippe Armand KARRAS	GRC	Saintéloc Racing	Tatuus F4 T -421	R	14	28:43.972	+45.624	156.2	14	2:00.518	159.6
29	14 Jean Paul KARRAS	GRC	Saintéloc Racing	Tatuus F4 T -421	R	14	28:48.035	+49.687	155.9	13	2:00.994	159.0
30	71 Daniel DALLAKYAN	ARM	GRS Team	Tatuus F4 T -421		14	28:50.719	+52.371	155.6	14	2:01.120	158.8
31	55 Emma FELBERMAYR	AUT	Rodin Motorsport	Tatuus F4 T -421	R	14	28:54.649	+56.301	155.3	14	1:59.871	160.5
32	10 Niklas SCHAUFLE	AUT	KCL MP Motorsport	Tatuus F4 T -421	R	14	29:08.187	+1:09.839	154.1	12	1:58.963	161.7
33	57 Artem SEVERIUKHIN	KGZ	DXR	Tatuus F4 T -421	R	14	29:17.743	+1:19.395	153.2	9	2:01.063	158.9
34	99 Thomas STRAUVEN	BEL	Griffin Core	Tatuus F4 T -421		14	29:18.806	+1:20.458	153.1	12	1:58.083	162.9
35	17 Nacho TUÑÓN	ESP	Tecnicar by Amtog	Tatuus F4 T -421	R	14	29:44.020	+1:45.672	151.0	11	1:59.449	161.1

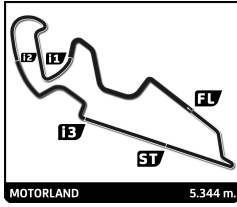
<b>Pole Position:</b>	Thomas STRAUVEN	1:58.365	162.5 Kph
<b>Fastest Lap:</b>	Lap 12 Thomas STRAUVEN	1:58.083	162.9 Kph

CARS #11, #22, #48, #70, #88 & #91 - TIME PENALTY OF 5 SECONDS DUE TO TRACK LIMITS  
 CARS #17 & #27 - TIME PENALTY OF 5 + 10 SECONDS DUE TO TRACK LIMITS  
 CAR #57 - TIME PENALTY OF 5 + 10 + 15 SECONDS DUE TO TRACK LIMITS  
 CARS #77, #33, #17 & #41 - TIME PENALTY OF 10 SECONDS - STEWARDS DECISION N°42,43,44 & 48  
 CAR #9 - TIME PENALTY OF 5 SECONDS - STEWARDS DECISION N°47  
 CAR 11 - DELETION OF 1 TRACK LIMIT - 5 SECOND PENALTY REVOKED - STEWARDS DECISION N°46

Published at: .....21:05.....

Track Status: **DRY**

<b>Stewards:</b>				<b>Timekeeper:</b>	
------------------	--	--	--	--------------------	--



# F4Spain

## ROUND 1 - MOTORLAND

### RACE 2 (25 Minutes + 1 Lap)

### Final Classification by Class

No	Driver	Nat	Team	Car	Laps	Total Time	Gap	Kph	Best Lap			
									Lap	Time	Kph	
<b>R</b>												
1	4 Ean EYCKMANS	BEL	MP Motorsport	Tatuus F4 T -421	14	<b>27:58.434</b>		160.5	12	<b>1:58.727</b>	162.0	
2	81 Noah MONTEIRO	PRT	Campos Racing	Tatuus F4 T -421	14	<b>27:59.136</b>	+0.702	160.4	9	<b>1:58.875</b>	161.8	
3	2 Vivek KANTHAN	USA	Campos Racing	Tatuus F4 T -421	14	<b>28:02.433</b>	+3.999	160.1	13	<b>1:58.810</b>	161.9	
4	5 Miguel COSTA	BRA	Campos Racing	Tatuus F4 T -421	14	<b>28:04.211</b>	+5.777	159.9	13	<b>1:58.481</b>	162.4	
5	6 Sacha VANT PAD BOSCH	NLD	T-Code by Amtog	Tatuus F4 T -421	14	<b>28:11.454</b>	+13.020	159.2	14	<b>1:59.027</b>	161.6	
6	39 Santino PANETTA	ARG	TC Racing	Tatuus F4 T -421	14	<b>28:13.660</b>	+15.226	159.0	14	<b>1:58.760</b>	162.0	
7	25 Francisco MONARCA	ARG	Monlau Motorsport	Tatuus F4 T -421	14	<b>28:15.086</b>	+16.652	158.9	12	<b>1:58.827</b>	161.9	
8	33 Christopher EL FEHALI	LBN	Drivex	Tatuus F4 T -421	14	<b>28:20.757</b>	+22.323	158.4	13	<b>1:59.013</b>	161.6	
9	91 Lorenzo CAMPOS	AGO	Monlau Motorsport	Tatuus F4 T -421	14	<b>28:25.411</b>	+26.977	157.9	12	<b>1:59.022</b>	161.6	
10	70 Aleksandar BOGUNOVIC	SVN	GRS Team	Tatuus F4 T -421	14	<b>28:27.325</b>	+28.891	157.8	14	<b>1:59.401</b>	161.1	
11	41 Stepan SUSLOV	SWE	DXR	Tatuus F4 T -421	14	<b>28:38.475</b>	+40.041	156.7	14	<b>1:59.778</b>	160.6	
12	24 Kyuho LEE	KOR	Rodin Motorsport	Tatuus F4 T -421	14	<b>28:38.490</b>	+40.056	156.7	14	<b>1:59.856</b>	160.5	
13	8 Philippe Armand KARRAS	GRC	Saintéloc Racing	Tatuus F4 T -421	14	<b>28:43.972</b>	+45.538	156.2	14	<b>2:00.518</b>	159.6	
14	14 Jean Paul KARRAS	GRC	Saintéloc Racing	Tatuus F4 T -421	14	<b>28:48.035</b>	+49.601	155.9	13	<b>2:00.994</b>	159.0	
15	71 Daniel DALLAKYAN	ARM	GRS Team	Tatuus F4 T -421	14	<b>28:50.719</b>	+52.285	155.6	14	<b>2:01.120</b>	158.8	
16	55 Emma FELBERMAYR	AUT	Rodin Motorsport	Tatuus F4 T -421	14	<b>28:54.649</b>	+56.215	155.3	14	<b>1:59.871</b>	160.5	
17	10 Niklas SCHAUFLE	AUT	KCL MP Motorsport	Tatuus F4 T -421	14	<b>29:08.187</b>	+1'09.753	154.1	12	<b>1:58.963</b>	161.7	
18	57 Artem SEVERIUKHIN	KGZ	DXR	Tatuus F4 T -421	14	<b>29:17.743</b>	+1'19.309	153.2	9	<b>2:01.063</b>	158.9	
19	17 Nacho TUÑÓN	ESP	Tecnicar by Amtog	Tatuus F4 T -421	14	<b>29:44.020</b>	+1'45.586	151.0	11	<b>1:59.449</b>	161.1	

CARS #11, #22, #48, #70, #88 & #91 - TIME PENALTY OF 5 SECONDS DUE TO TRACK LIMITS  
 CARS #17 & #27 - TIME PENALTY OF 5 + 10 SECONDS DUE TO TRACK LIMITS  
 CAR #57 - TIME PENALTY OF 5 + 10 + 15 SECONDS DUE TO TRACK LIMITS  
 CARS #77, #33, #17 & #41 - TIME PENALTY OF 10 SECONDS - STEWARDS DECISION N°42,43,44 & 48  
 CAR #9 - TIME PENALTY OF 5 SECONDS - STEWARDS DECISION N°47  
 CAR 11 - DELETION OF 1 TRACK LIMIT - 5 SECOND PENALTY REVOKED - STEWARDS DECISION N°46

Published at: .....21:05.....

Track Status: **DRY**

<b>Stewards:</b>   	<b>Timekeeper:</b> 
------------------------------	------------------------

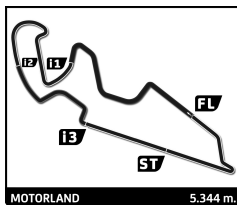




## F4Spain ROUND 1 - MOTORLAND RACE 2

### Best Sector Times

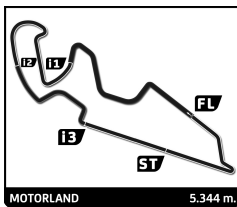
Sector 1			Sector 2			Sector 3			Sector 4			Pos	No	Ideal Lap	Best Lap	
Pos	No	Driver	Time	No	Driver	Time	No	Driver	Time	No	Driver					Time
1	99	T.STRAUVEN	30.322	99	T.STRAUVEN	30.697	9	R.LAMMERS	19.704	81	N.MONTEIRO	37.055	1	1	1:57.945	1:58.243 (3)
2	1	H.SCHWARTZ	30.352	22	J.COTA	30.734	1	H.SCHWARTZ	19.727	2	V.KANTHAN	37.060	2	99	1:58.023	1:58.083 (1)
3	77	A.PETROVIC	30.423	78	A.SPINA	30.740	22	J.COTA	19.742	1	H.SCHWARTZ	37.062	3	22	1:58.100	1:58.150 (2)
4	22	J.COTA	30.445	39	S.PANETTA	30.791	23	J.PRZYROWSKI	19.744	25	F.MONARCA	37.179	4	2	1:58.229	1:58.810 (12)
5	39	S.PANETTA	30.463	1	H.SCHWARTZ	30.804	2	V.KANTHAN	19.777	22	J.COTA	37.179	5	81	1:58.292	1:58.875 (15)
6	23	J.PRZYROWSKI	30.468	77	A.PETROVIC	30.819	99	T.STRAUVEN	19.792	23	J.PRZYROWSKI	37.196	6	23	1:58.297	1:58.589 (6)
7	91	L.CAMPOS	30.482	2	V.KANTHAN	30.827	77	A.PETROVIC	19.795	5	M.COSTA	37.210	7	77	1:58.333	1:58.478 (4)
8	5	M.COSTA	30.506	81	N.MONTEIRO	30.839	11	R.FRANCOT	19.795	99	T.STRAUVEN	37.212	8	78	1:58.347	1:58.670 (8)
9	81	N.MONTEIRO	30.511	11	R.FRANCOT	30.862	5	M.COSTA	19.812	88	S.BAZTARRICA	37.228	9	5	1:58.391	1:58.481 (5)
10	27	A.JACOBY	30.511	5	M.COSTA	30.863	4	E.EYCKMANS	19.819	78	A.SPINA	37.232	10	4	1:58.525	1:58.727 (10)
11	9	R.LAMMERS	30.512	4	E.EYCKMANS	30.867	25	F.MONARCA	19.823	27	A.JACOBY	37.265	11	9	1:58.564	1:58.623 (7)
12	6	S.VANT PAD BOSCH	30.518	91	L.CAMPOS	30.884	10	N.SCHAUFLE	19.832	19	M.RYBA	37.277	12	39	1:58.584	1:58.760 (11)
13	78	A.SPINA	30.518	23	J.PRZYROWSKI	30.889	46	N.TYE	19.838	4	E.EYCKMANS	37.292	13	25	1:58.586	1:58.827 (14)
14	88	S.BAZTARRICA	30.521	19	M.RYBA	30.909	33	C.EL FEGHALI	19.849	77	A.PETROVIC	37.296	14	11	1:58.599	1:58.712 (9)
15	19	M.RYBA	30.532	37	F.FIORENTINO	30.909	78	A.SPINA	19.857	39	S.PANETTA	37.362	15	19	1:58.685	1:59.057 (21)
16	10	N.SCHAUFLE	30.539	9	R.LAMMERS	30.912	17	N.TUÑON	19.862	46	N.TYE	37.364	16	10	1:58.733	1:58.963 (16)
17	25	F.MONARCA	30.546	33	C.EL FEGHALI	30.920	6	S.VANT PAD BOSCH	19.863	11	R.FRANCOT	37.373	17	88	1:58.749	1:59.028 (20)
18	4	E.EYCKMANS	30.547	6	S.VANT PAD BOSCH	30.963	81	N.MONTEIRO	19.887	37	F.FIORENTINO	37.397	18	46	1:58.764	1:58.818 (13)
19	46	N.TYE	30.558	10	N.SCHAUFLE	30.963	48	G.TRAPPA	19.915	91	L.CAMPOS	37.398	19	6	1:58.803	1:59.027 (19)
20	2	V.KANTHAN	30.565	46	N.TYE	31.004	70	A.BOGUNOVIC	19.929	10	N.SCHAUFLE	37.399	20	27	1:58.823	1:59.066 (22)
21	11	R.FRANCOT	30.569	17	N.TUÑON	31.009	88	S.BAZTARRICA	19.932	48	G.TRAPPA	37.424	21	91	1:58.877	1:59.022 (18)
22	37	F.FIORENTINO	30.624	25	F.MONARCA	31.038	19	M.RYBA	19.967	9	R.LAMMERS	37.436	22	33	1:58.902	1:59.013 (17)
23	33	C.EL FEGHALI	30.640	48	G.TRAPPA	31.050	39	S.PANETTA	19.968	70	A.BOGUNOVIC	37.451	23	37	1:58.976	1:59.182 (23)
24	70	A.BOGUNOVIC	30.647	27	A.JACOBY	31.062	32	W.DOBZANSKI	19.968	6	S.VANT PAD BOSCH	37.459	24	48	1:59.061	1:59.326 (24)
25	17	N.TUÑON	30.671	88	S.BAZTARRICA	31.068	41	S.SUSLOV	19.973	33	C.EL FEGHALI	37.493	25	70	1:59.110	1:59.401 (25)
26	48	G.TRAPPA	30.672	70	A.BOGUNOVIC	31.083	27	A.JACOBY	19.985	17	N.TUÑON	37.649	26	17	1:59.191	1:59.449 (26)
27	24	K.LEE	30.801	24	K.LEE	31.090	55	E.FELBERMAYR	20.027	41	S.SUSLOV	37.695	27	41	1:59.631	1:59.778 (27)
28	41	S.SUSLOV	30.815	55	E.FELBERMAYR	31.104	37	F.FIORENTINO	20.046	15	E.ROBINSON	37.701	28	24	1:59.716	1:59.856 (28)
29	55	E.FELBERMAYR	30.856	41	S.SUSLOV	31.148	24	K.LEE	20.053	55	E.FELBERMAYR	37.756	29	55	1:59.743	1:59.871 (29)
30	15	E.ROBINSON	30.868	32	W.DOBZANSKI	31.231	15	E.ROBINSON	20.082	71	D.DALLAKYAN	37.767	30	15	1:59.935	2:00.150 (30)
31	32	W.DOBZANSKI	30.893	15	E.ROBINSON	31.284	8	P.KARRAS	20.083	24	K.LEE	37.772	31	32	1:59.968	2:00.168 (31)
32	71	D.DALLAKYAN	30.992	8	P.KARRAS	31.352	91	L.CAMPOS	20.113	14	J.KARRAS	37.813	32	8	2:00.355	2:00.518 (32)
33	14	J.KARRAS	30.993	14	J.KARRAS	31.376	57	A.SEVERIUKHIN	20.207	32	W.DOBZANSKI	37.876	33	14	2:00.466	2:00.994 (33)
34	8	P.KARRAS	31.037	57	A.SEVERIUKHIN	31.454	14	J.KARRAS	20.284	57	A.SEVERIUKHIN	37.882	34	57	2:00.656	2:01.063 (34)
35	57	A.SEVERIUKHIN	31.113	71	D.DALLAKYAN	31.494	71	D.DALLAKYAN	20.413	8	P.KARRAS	37.883	35	71	2:00.666	2:01.120 (35)



## F4Spain ROUND 1 - MOTORLAND RACE 2

### Best Top Speed

No Driver	Team	Class	Top 1		Top 2		Top 3		Top 4		Top 5		
			Kph	Lap	Kph	Lap	Kph	Lap	Kph	Lap	Kph	Lap	Avg
17 Nacho TUÑÓN	Tecnicar by Amtog	R	241.1	1	237.9	2	236.8	4	232.8	9	231.8	13	236,1
5 Miguel COSTA	Campos Racing	R	240.5	1	237.9	4	236.8	2	235.8	3	235.3	9	237,3
41 Stepan SUSLOV	DXR	R	240.0	1	233.8	7	233.3	6	233.3	3	232.8	2	234,6
25 Francisco MONARCA	Monlau Motorsport	R	239.5	4	238.9	5	236.3	1	235.8	14	235.8	13	237,3
27 Alexander JACOBY	Monlau Motorsport		238.9	14	237.9	1	235.8	9	235.8	4	235.3	10	236,7
88 Santiago BAZTARRICA	TC Racing		238.9	4	236.8	1	236.3	12	235.8	5	235.3	6	236,6
15 Edward ROBINSON	DXR		237.9	1	234.3	2	233.3	5	233.3	4	230.8	3	233,9
39 Santino PANETTA	TC Racing	R	237.9	9	237.4	5	236.8	2	236.8	1	236.3	8	237,0
70 Aleksandar BOGUNOVIC	GRS Team	R	237.9	4	237.4	5	236.3	6	235.3	1	233.8	9	236,1
19 Matus RYBA	Griffin Core		237.4	5	235.8	6	234.8	11	234.8	9	234.8	7	235,5
22 Juan COTA	MP Motorsport		237.4	10	237.4	4	237.4	1	236.8	9	236.8	5	237,2
46 Nathan TYE	Rodin Motorsport		237.4	1	233.8	10	233.8	9	233.3	12	233.3	3	234,3
55 Emma FELBERMAYR	Rodin Motorsport	R	237.4	4	235.3	7	234.3	10	234.3	6	234.3	5	235,1
78 Alfio SPINA	TC Racing		237.4	4	235.8	10	234.3	5	233.3	9	232.8	7	234,7
2 Vivek KANTHAN	Campos Racing	R	236.8	1	236.3	9	235.3	11	235.3	2	234.8	10	235,7
23 Jan PRZYROWSKI	Griffin Core		236.8	7	236.3	5	235.8	9	235.8	4	235.3	8	236,0
24 Kyuho LEE	Rodin Motorsport	R	236.8	4	236.3	1	235.3	5	234.3	8	233.3	2	235,2
77 Andrej PETROVIC	T-Code by Amtog		236.8	2	234.3	9	233.8	5	233.3	3	233.3	1	234,3
81 Noah MONTEIRO	Campos Racing	R	236.8	9	236.8	1	236.3	10	235.8	8	235.3	7	236,2
91 Lorenzo CAMPOS	Monlau Motorsport	R	236.8	6	234.8	5	234.8	1	234.3	12	234.3	4	235,0
1 Hudson SCHWARTZ	KCL MP Motorsport		236.3	14	235.3	13	235.3	6	234.8	2	234.3	7	235,2
11 Reno FRANCOT	KCL MP Motorsport		236.3	5	235.3	9	235.3	3	233.8	7	233.3	6	234,8
71 Daniel DALLAKYAN	GRS Team	R	236.3	10	235.8	11	234.8	8	234.3	4	233.8	3	235,0
99 Thomas STRAUVEN	Griffin Core		236.3	14	236.3	2	234.3	1	232.8	9	232.8	8	234,5
57 Artem SEVERIUKHIN	DXR	R	236.3	4	235.3	1	231.3	10	231.3	9	230.8	7	233,0
14 Jean Paul KARRAS	Saintéloc Racing	R	235.8	1	233.8	2	232.8	5	232.3	14	231.8	6	233,3
4 Ean EYCKMANS	MP Motorsport	R	235.3	14	235.3	10	234.8	7	234.3	13	234.3	9	234,8
6 Sacha VAN'T PAD BOSCH	T-Code by Amtog	R	235.3	5	234.3	4	233.8	3	233.3	10	233.3	9	234,0
37 Filippo FIORENTINO	Drivex		235.3	14	235.3	1	234.8	6	234.3	7	234.3	5	234,8
9 René LAMMERS	MP Motorsport		234.8	4	234.3	5	232.8	3	231.3	14	231.3	13	232,9
10 Niklas SCHAUFLEER	KCL MP Motorsport	R	234.8	1	231.8	9	231.8	2	231.3	12	231.3	10	232,2
33 Christopher EL FEGHALI	Drivex	R	234.8	5	234.3	4	232.8	3	232.3	2	230.8	9	233,0
48 Gino TRAPPA	Drivex		234.8	6	234.8	1	233.8	5	233.8	2	233.3	7	234,1
32 Wiktor DOBRZANSKI	Tecnicar by Amtog		234.3	2	233.3	5	232.3	8	232.3	1	231.3	10	232,7
8 Philippe Armand KARRAS	Saintéloc Racing	R	233.8	4	232.3	2	230.8	3	229.8	1	228.8	7	231,1



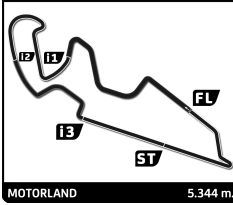
# F4Spain

## ROUND 1 - MOTORLAND

### RACE 2

### Lap Chart

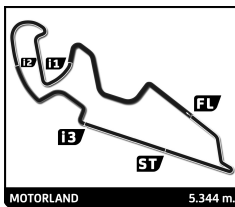
No	Pos	Grid	Lap													
			1	2	3	4	5	6	7	8	9	10	11	12	13	14
99	1	99	9	4	4	4	9	9	9	9	9	9	9	9	9	9
4	2	4	4	9	9	9	4	4	4	4	23	23	23	23	23	23
9	3	9	81	81	81	81	81	23	23	23	23	4	4	4	4	4
81	4	81	99	23	23	23	23	81	81	81	81	81	81	81	1	1
1	5	1	23	99	2	2	2	2	1	1	1	1	1	1	81	81
77	6	77	77	77	1	1	1	1	2	77	77	77	77	77	77	77
2	7	2	1	1	77	77	77	77	77	2	2	2	2	2	2	2
25	8	25	2	2	11	46	46	46	46	5	5	5	5	5	5	5
23	9	23	11	11	33	11	5	5	5	46	11	11	11	11	11	11
6	10	6	33	33	46	5	11	11	11	11	46	46	46	46	46	46
88	11	88	46	46	5	33	33	33	33	33	33	33	33	33	33	33
33	12	33	5	25	25	88	25	6	6	6	6	6	6	6	6	6
5	13	5	25	5	88	25	6	78	78	78	78	78	78	78	78	22
11	14	11	88	88	6	6	78	88	88	88	39	39	39	22	22	78
46	15	46	6	6	78	78	88	39	39	39	88	22	22	39	39	39
10	16	10	10	78	19	19	19	22	22	22	88	88	88	88	88	88
91	17	91	78	19	39	39	39	48	25	25	25	25	25	25	25	25
19	18	19	19	27	91	48	48	25	48	48	48	48	48	48	91	48
78	19	78	91	91	48	22	22	19	91	91	91	91	91	91	48	37
27	20	27	48	39	22	91	91	91	37	37	37	37	37	37	37	91
55	21	55	27	48	37	37	37	37	27	27	27	27	27	27	27	27
32	22	32	39	37	70	70	27	27	70	70	70	70	19	19	19	19
48	23	48	37	32	27	27	70	70	19	19	19	19	70	70	70	70
37	24	37	32	22	32	32	32	32	41	41	41	41	41	41	41	41
39	25	39	55	70	17	17	41	41	32	32	32	32	32	32	32	32
70	26	70	15	55	41	41	15	15	15	15	15	15	15	15	15	15
17	27	17	70	17	14	8	8	8	8	8	8	24	24	24	24	24
15	28	15	41	15	15	14	24	24	24	24	24	8	8	8	8	8
14	29	14	17	14	57	57	14	14	14	14	14	57	57	57	57	57
24	30	24	22	41	8	15	57	57	55	55	55	14	14	14	14	14
41	31	41	14	57	71	24	55	55	57	57	57	71	55	71	71	71
71	32	71	24	8	24	55	71	71	71	71	71	55	71	55	55	55
8	33	8	57	71	55	71	17	10	10	10	10	10	10	10	10	10
57	34	57	71	24	99	10	10	17	17	17	17	17	17	17	17	99
22	35	22	8	10	10	99	99	99	99	99	99	99	99	99	99	17



## F4Spain ROUND 1 - MOTORLAND RACE 2

### Fastest Lap Sequence

Elapsed	No	Driver	Team	Car	Class	Time	Kph	Lap
4:05.995	4	Ean EYCKMANS	MP Motorsport	Tatuus F4 T -421	R	<b>2:00.636</b>	159.5	2
6:06.172	4	Ean EYCKMANS	MP Motorsport	Tatuus F4 T -421	R	<b>2:00.177</b>	160.1	3
6:06.840	81	Noah MONTEIRO	Campos Racing	Tatuus F4 T -421	R	<b>2:00.171</b>	160.1	3
6:08.251	2	Vivek KANTHAN	Campos Racing	Tatuus F4 T -421	R	<b>2:00.028</b>	160.3	3
8:06.049	9	René LAMMERS	MP Motorsport	Tatuus F4 T -421		<b>1:59.438</b>	161.1	4
8:07.356	2	Vivek KANTHAN	Campos Racing	Tatuus F4 T -421	R	<b>1:59.105</b>	161.5	4
12:07.401	1	Hudson SCHWARTZ	KCL MP Motorsport	Tatuus F4 T -421		<b>1:58.841</b>	161.9	6
15:30.296	99	Thomas STRAUVEN	Griffin Core	Tatuus F4 T -421		<b>1:58.707</b>	162.1	7
17:28.850	99	Thomas STRAUVEN	Griffin Core	Tatuus F4 T -421		<b>1:58.554</b>	162.3	8
19:27.243	99	Thomas STRAUVEN	Griffin Core	Tatuus F4 T -421		<b>1:58.393</b>	162.5	9
24:01.136	1	Hudson SCHWARTZ	KCL MP Motorsport	Tatuus F4 T -421		<b>1:58.314</b>	162.6	12
25:22.398	99	Thomas STRAUVEN	Griffin Core	Tatuus F4 T -421		<b>1:58.083</b>	162.9	12



# F4Spain

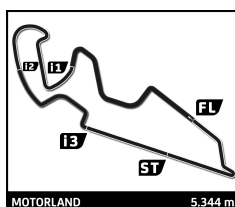
## ROUND 1 - MOTORLAND

### RACE 2

#### Analysis by lap

Lapped █

No	Lap Time	Gap	No	Lap Time	Gap	No	Lap Time	Gap	No	Lap Time	Gap	No	Lap Time	Gap
<b>Lap 1</b>														
9	2:04.911	0.000	91	2:04.306	9.284	4	1:59.523		37	2:00.401	15.322	23	1:58.967	0.816
4	2:05.359	0.448	39	2:03.513	9.644	9	1:59.438	0.354	27	2:00.849	16.442	81	1:59.024	1.357
81	2:05.599	0.688	48	2:04.998	10.554	81	1:59.482	0.627	70	2:01.876	16.911	1	1:59.831	3.128
99	2:05.762	0.851	37	2:04.702	11.087	23	1:59.494	1.234	32	2:01.303	18.737	2	2:00.461	3.222
23	2:06.055	1.144	32	2:04.955	11.499	2	1:59.105	1.661	41	2:00.734	19.650	77	1:58.966	3.551
77	2:06.470	1.559	22	2:03.496	11.578	1	1:59.390	3.270	15	2:02.144	24.804	46	1:59.512	7.620
1	2:06.954	2.043	70	2:04.844	12.017	77	1:59.809	4.318	8	2:03.021	25.227	5	1:59.179	8.233
2	2:07.282	2.371	55	2:06.412	13.183	46	2:01.200	6.790	24	2:02.915	25.774	11	1:59.107	9.066
11	2:08.595	3.684	17	2:05.988	13.658	11	2:03.447	8.161	14	2:03.557	25.860	33	1:59.723	11.437
33	2:08.840	3.929	15	2:06.984	13.984	5	2:01.506	8.226	57	2:03.944	26.478	6	1:59.345	11.985
46	2:09.340	4.429	14	2:05.549	14.027	33	2:03.376	8.624	55	2:03.748	26.926	78	1:59.790	13.051
5	2:09.474	4.563	41	2:06.651	14.166	88	2:01.512	8.687	71	2:04.040	27.600	88	1:59.700	13.392
25	2:09.521	4.610	57	2:05.502	14.503	25	2:01.696	8.775	17	2:21.626	39.231	39	1:59.253	14.048
88	2:09.730	4.819	8	2:05.832	15.194	6	2:01.851	9.300	10	1:59.960	1:09.251	22	1:59.104	15.237
6	2:09.849	4.938	71	2:06.477	15.558	78	2:01.463	9.384	99	1:59.720	1:26.967	25	1:59.904	16.706
10	2:10.672	5.761	24	2:07.187	15.815	19	2:00.416	11.012	<b>Lap 6</b>			48	2:00.687	17.307
78	2:10.711	5.800	10	2:14.897	19.574	39	2:00.310	11.218	9	1:59.475		91	2:00.871	18.107
19	2:10.865	5.954	<b>Lap 3</b>			48	2:00.679	13.454	4	1:59.783	0.358	37	2:01.268	18.543
91	2:10.973	6.062	4	2:00.177		22	2:00.853	14.033	23	1:59.643	1.034	27	2:00.983	19.135
48	2:11.551	6.640	9	2:00.189	0.439	91	2:01.544	14.208	81	2:00.330	1.518	70	2:01.061	19.626
27	2:11.588	6.677	81	2:00.171	0.668	37	2:00.951	14.670	2	2:00.311	1.946	19	2:03.050	20.117
39	2:12.126	7.215	23	2:00.015	1.263	70	2:00.553	14.784	1	1:58.841	2.482	41	2:00.723	22.775
37	2:12.380	7.469	2	2:00.028	2.079	27	2:00.636	15.342	77	1:59.120	3.770	32	2:01.153	22.866
32	2:12.539	7.628	1	2:01.527	3.403	32	2:00.970	17.183	46	1:59.607	7.293	15	2:00.921	28.253
55	2:12.766	7.855	77	2:02.269	4.032	17	2:00.550	17.354	5	1:59.309	8.239	8	2:01.104	29.233
15	2:12.995	8.084	11	2:00.956	4.237	41	2:00.850	18.665	11	1:59.675	9.144	24	2:00.558	29.748
70	2:13.168	8.257	33	2:00.860	4.771	8	2:02.497	21.955	33	2:00.349	10.899	14	2:01.706	31.689
41	2:13.510	8.599	46	2:00.509	5.113	14	2:03.857	22.052	6	2:00.170	11.825	55	2:01.403	32.516
17	2:13.665	8.754	5	2:00.721	6.243	57	2:03.041	22.283	78	2:00.633	12.446	57	2:02.088	32.922
22	2:14.077	9.166	25	2:01.567	6.602	15	2:04.131	22.409	88	2:00.711	12.877	71	2:01.933	33.500
14	2:14.473	9.562	88	2:00.639	6.698	24	2:02.652	22.608	39	2:01.135	13.980	10	1:59.555	1:09.818
24	2:14.623	9.712	6	2:00.470	6.972	55	2:02.818	22.927	22	2:00.890	15.318	17	2:00.686	1:17.371
57	2:14.996	10.085	78	2:00.372	7.444	71	2:03.749	23.309	48	2:01.761	15.805	99	1:58.707	1:26.192
71	2:15.076	10.165	19	2:01.265	10.119	10	2:00.195	1:09.040	25	2:05.369	15.987	<b>Lap 8</b>		
8	2:15.357	10.446	39	2:00.964	10.431	99	2:47.496	1:26.996	19	2:03.572	16.252	9	1:58.974	
<b>Lap 2</b>														
4	2:00.636		91	2:03.080	12.187	<b>Lap 5</b>			91	2:01.215	16.421	4	1:58.897	0.343
9	2:01.511	0.427	48	2:01.921	12.298	9	1:59.395		37	2:00.613	16.460	23	1:58.859	0.701
81	2:01.070	0.674	22	2:01.302	12.703	4	1:59.799	0.050	27	2:00.370	17.337	81	1:58.745	1.128
23	2:01.365	1.425	37	2:02.332	13.242	81	1:59.785	0.663	70	2:00.314	17.750	1	1:59.387	3.541
99	2:01.896	1.663	70	2:01.914	13.754	23	1:59.381	0.866	32	2:01.636	20.898	77	2:00.200	4.777
77	2:01.465	1.940	27	2:05.311	14.229	2	1:59.198	1.110	41	2:01.062	21.237	2	2:00.751	4.999
1	2:01.094	2.053	32	2:04.414	15.736	1	1:59.595	3.116	15	2:01.188	26.517	5	1:59.277	8.536
2	2:00.941	2.228	17	2:02.846	16.327	77	1:59.556	4.125	8	2:01.562	27.314	46	2:00.157	8.803
11	2:00.858	3.458	41	2:03.349	17.338	46	2:00.120	7.161	24	2:02.076	28.375	11	1:59.086	9.178
33	2:01.243	4.088	14	2:03.868	17.718	5	1:59.928	8.405	14	2:02.783	29.168	33	1:59.620	12.083
46	2:01.436	4.781	15	2:03.994	17.801	11	2:00.532	8.944	57	2:03.016	30.019	6	1:59.842	12.853
25	2:01.686	5.212	57	2:04.439	18.765	33	2:01.150	10.025	55	2:02.847	30.298	78	1:59.297	13.374
5	2:02.220	5.699	8	2:03.964	18.981	25	2:01.067	10.093	71	2:02.627	30.752	88	1:59.355	13.773
88	2:02.501	6.236	71	2:03.702	19.083	6	2:01.579	11.130	10	1:59.672	1:09.448	39	1:59.066	14.140
6	2:02.825	6.679	24	2:03.841	19.479	78	2:01.653	11.288	17	2:36.114	1:15.870	22	1:58.805	15.068
78	2:02.533	7.249	55	2:06.626	19.632	88	2:02.703	11.641	99	1:59.178	1:26.670	25	1:59.765	17.497
19	2:04.161	9.031	99	2:37.537	39.023	19	2:00.892	12.155	<b>Lap 7</b>			48	1:59.629	17.962
27	2:03.502	9.095	10	2:48.971	1:08.368	39	2:00.851	12.320	9	1:59.185		91	1:59.713	18.846
<b>Lap 4</b>														
91	2:00.222	14.681				48	1:59.814	13.519	37	1:59.966	19.535	27	1:59.811	19.972
<b>Lap 5</b>														
22	1:59.619	13.903				22	1:59.619	13.903	4	1:59.247	0.420	70	2:00.151	20.803

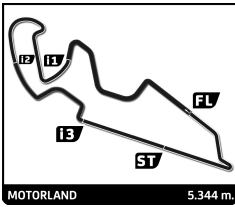


## F4Spain ROUND 1 - MOTORLAND RACE 2

Analysis by lap

Lapped ■

No	Lap Time	Gap	No	Lap Time	Gap	No	Lap Time	Gap	No	Lap Time	Gap	No	Lap Time	Gap
19	2:00.524	21.667	1	1:58.765	3.335	32	2:00.494	30.518	2	1:58.810	6.766	24	1:59.856	40.760
41	2:01.044	24.845	77	1:59.120	5.437	15	2:00.796	34.845	5	1:58.481	8.077	8	2:00.518	46.242
32	2:01.834	25.726	2	1:59.027	5.624	24	2:00.147	38.983	11	1:58.751	10.847	57	2:01.214	50.013
15	2:00.663	29.942	5	1:59.004	8.634	8	2:00.793	40.512	46	1:59.128	11.675	14	2:01.457	50.305
8	2:01.422	31.681	11	1:59.399	9.967	57	2:02.045	44.028	33	1:59.013	14.164	71	2:01.120	52.989
24	2:01.088	31.862	46	1:59.639	10.362	14	2:01.934	44.193	6	1:58.919	14.944	55	1:59.871	56.919
14	2:01.296	34.011	33	1:59.279	12.754	55	2:02.036	44.611	78	1:58.670	15.916	10	1:59.058	1:10.457
55	2:01.111	34.653	6	1:59.231	13.356	71	2:02.550	45.042	22	1:58.713	16.654	99	1:58.230	1:21.076
57	2:01.404	35.352	78	1:59.098	13.617	10	1:59.101	1:11.152	39	1:59.361	17.417	17	1:59.570	1:21.290
71	2:01.496	36.022	39	1:59.388	15.023	17	1:59.449	1:20.230	88	1:59.405	17.767			
10	1:59.435	1:10.279	22	1:59.867	15.889	99	1:58.619	1:24.402	25	1:59.004	18.330			
17	2:00.216	1:18.613	88	2:00.302	16.046				91	1:59.395	21.117			
99	1:58.554	1:25.772	25	1:59.167	17.979				48	2:00.113	21.205			
Lap 9			48	1:59.366	18.853	Lap 12			37	1:59.232	21.662			
9	1:58.951		91	1:59.357	19.896	9	1:58.947		27	1:59.066	22.978			
4	1:59.086	0.478	37	1:59.316	20.407	23	1:58.765	0.263	19	1:59.057	24.214			
23	1:58.801	0.551	27	1:59.343	20.799	4	1:58.727	0.755	70	1:59.534	25.441			
81	1:58.875	1.052	70	1:59.743	22.265	81	1:58.905	1.512	41	2:00.081	31.214			
1	1:58.910	3.500	19	1:59.612	22.552	1	1:58.314	2.276	32	2:00.564	33.680			
77	1:59.421	5.247	41	2:00.340	27.700	77	1:58.720	5.791	15	2:00.685	38.110			
2	1:59.479	5.527	32	2:00.442	28.978	2	1:59.205	6.579	24	1:59.929	41.151			
5	1:58.975	8.560	15	2:00.669	33.003	5	1:58.564	8.219	8	2:01.881	45.971			
11	1:59.271	9.498	24	2:00.961	37.790	11	1:59.534	10.719	57	2:01.411	49.046			
46	1:59.801	9.653	8	2:01.896	38.673	46	1:59.233	11.170	14	2:00.994	49.095			
33	1:59.273	12.405	57	2:02.403	40.937	33	1:59.408	13.774	71	2:03.395	52.116			
6	1:59.153	13.055	14	2:02.953	41.213	6	1:58.883	14.648	55	2:00.634	57.295			
78	1:59.026	13.449	71	2:02.178	41.446	78	1:59.778	15.869	10	1:59.101	1:11.646			
39	1:59.376	14.565	55	2:03.187	41.529	22	1:59.699	16.564	17	1:59.628	1:21.967			
88	1:59.852	14.674	10	1:59.398	1:11.005	39	2:00.226	16.679	99	1:58.178	1:23.093			
22	1:58.835	14.952	17	1:59.412	1:19.735	88	1:59.028	16.985						
25	1:59.196	17.742	99	1:58.453	1:24.737	25	1:58.827	17.949						
48	1:59.406	18.417	Lap 11			48	1:59.437	19.715	Lap 14					
91	1:59.574	19.469	9	1:58.954		91	1:59.022	20.345	9	2:00.247				
37	1:59.437	20.021	23	1:58.589	0.445	37	1:59.182	21.053	23	2:00.590	0.618			
27	1:59.365	20.386	4	1:58.757	0.975	27	2:00.236	22.535	4	2:00.076	0.704			
70	1:59.600	21.452	81	1:59.070	1.554	19	1:59.473	23.780	1	1:59.143	0.792			
19	1:59.154	21.870	1	1:58.528	2.909	70	2:00.122	24.530	81	1:59.636	1.406			
41	2:00.396	26.290	77	1:59.535	6.018	41	1:59.956	29.756	77	1:58.478	3.880			
32	2:00.691	27.466	2	1:59.651	6.321	32	2:00.168	31.739	2	1:58.184	4.703			
15	2:00.273	31.264	5	1:58.922	8.602	15	2:00.150	36.048	5	1:58.651	6.481			
8	2:02.977	35.707	11	1:59.119	10.132	24	1:59.809	39.845	11	1:58.712	9.312			
24	2:02.848	35.759	46	1:59.476	10.884	8	2:01.148	42.713	46	1:58.818	10.246			
14	2:02.130	37.190	33	1:59.513	13.313	57	2:01.177	46.258	33	1:59.110	13.027			
55	2:01.570	37.272	6	2:00.310	14.712	14	2:01.478	46.724	6	1:59.027	13.724			
57	2:01.063	37.464	78	2:00.375	15.038	71	2:01.249	47.344	22	1:58.150	14.557			
71	2:01.127	38.198	39	1:59.331	15.400	55	2:09.620	55.284	78	1:59.116	14.785			
10	1:59.209	1:10.537	22	1:58.877	15.812	10	1:58.963	1:11.168	39	1:58.760	15.930			
17	1:59.591	1:19.253	88	1:59.812	16.904	17	1:59.679	1:20.962	88	1:59.244	16.764			
99	1:58.393	1:25.214	25	1:59.044	18.069	99	1:58.083	1:23.538	25	1:59.273	17.356			
Lap 10			48	1:59.326	19.225	Lap 13			48	2:01.168	22.126			
9	1:58.930		91	1:59.328	20.270	9	1:58.623		37	2:01.247	22.662			
23	1:59.189	0.810	37	1:59.365	20.818	23	1:58.635	0.275	91	2:01.811	22.681			
4	1:59.624	1.172	27	1:59.401	21.246	4	1:58.743	0.875	27	2:00.283	23.014			
81	1:59.316	1.438	19	1:59.656	23.254	1	1:58.243	1.896	19	1:59.146	23.113			
			70	2:00.044	23.355	81	1:59.128	2.017	70	1:59.401	24.595			
			41	2:00.001	28.747	77	1:58.481	5.649	41	1:59.778	30.745			
									32	2:00.587	34.020			
									15	2:00.499	38.362			

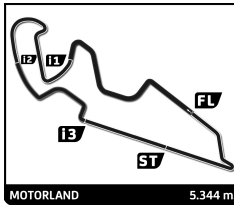


**F4Spain**  
**ROUND 1 - MOTORLAND**  
**RACE 2**

**Sector Analysis**

— Invalidated Lap    ■ Personal Best    ■ Session Best    B Crossing the pit lane

Lap	Time	Sector 1	Sector 2	Sector 3	Sector 4	T.Sp	Lap	Time	Sector 1	Sector 2	Sector 3	Sector 4	T.Sp	
<b>1</b>	<b>Hudson SCHWARTZ</b> USA							4	2:01.506	30.900	31.816	21.073	37.717	237.9
	KCL MP Motorsport							5	1:59.928	31.157	31.226	20.095	37.450	233.3
	Tatuus F4 T -421							6	1:59.309	30.764	31.130	20.105	37.310	232.8
1	2:06.954	34.879	33.516	20.936	37.623	234.3	7	1:59.179	30.704	31.050	20.138	37.287	233.3	
2	2:01.094	31.205	31.821	20.338	37.730	234.8	8	1:59.277	30.595	31.155	19.953	37.574	233.3	
3	2:01.527	32.465	31.277	20.218	37.567	231.8	9	1:58.975	30.635	31.030	19.964	37.346	235.3	
4	1:59.390	30.773	31.140	20.048	37.429	233.3	10	1:59.004	30.692	30.916	19.914	37.482	230.8	
5	1:59.595	30.730	31.126	20.128	37.611	233.8	11	1:58.922	30.604	30.964	19.899	37.455	231.8	
6	1:58.841	30.640	30.972	19.959	37.270	235.3	12	1:58.564	30.506	30.863	19.832	37.363	230.8	
7	1:59.831	30.527	31.150	20.726	37.428	234.3	13	1:58.481	30.509	30.950	19.812	37.210	234.8	
8	1:59.387	30.959	31.074	19.941	37.413	231.8	14	1:58.651	30.566	30.919	19.843	37.323	232.8	
9	1:58.910	30.517	31.038	19.899	37.456	233.3								
10	1:58.765	30.611	30.845	19.871	37.438	232.8								
11	1:58.528	30.402	30.911	19.860	37.355	230.8								
12	1:58.314	30.454	30.804	19.742	37.314	233.3								
13	1:58.243	30.352	30.806	19.727	37.358	235.3								
14	1:59.143	31.254	30.902	19.925	37.062	236.3								
<b>2</b>	<b>Vivek KANTHAN</b> USA							<b>6</b>	<b>Sacha VAN'T PAD BOSCH</b> NLD					
	Campos Racing								T-Code by Amtog					
	Tatuus F4 T -421								Tatuus F4 T -421					
1	2:07.282	35.013	33.583	21.090	37.596	236.8	1	2:09.849	36.423	33.220	22.011	38.195	230.8	
2	2:00.941	31.219	31.733	20.495	37.494	235.3	2	2:02.825	32.169	32.182	20.665	37.809	233.3	
3	2:00.028	31.160	31.352	20.113	37.403	231.8	3	2:00.470	31.356	31.372	20.118	37.624	233.8	
4	1:59.105	30.709	31.214	20.053	37.129	233.3	4	2:01.851	31.668	31.724	20.437	38.022	234.3	
5	1:59.198	30.713	31.137	20.110	37.238	234.3	5	2:01.579	31.457	31.748	20.532	37.842	235.3	
6	2:00.311	31.432	31.459	20.204	37.216	234.3	6	2:00.170	31.412	31.333	19.940	37.485	232.8	
7	2:00.461	30.741	31.554	20.348	37.818	229.8	7	1:59.345	30.594	31.197	20.050	37.504	232.3	
8	2:00.751	31.769	31.641	20.092	37.249	232.8	8	1:59.842	30.791	31.311	19.977	37.763	232.3	
9	1:59.479	30.935	31.261	19.931	37.352	236.3	9	1:59.153	30.694	31.060	19.940	37.459	233.3	
10	1:59.027	30.782	31.026	19.899	37.320	234.8	10	1:59.231	30.719	31.090	19.863	37.559	233.3	
11	1:59.651	31.238	30.942	20.069	37.402	235.3	11	2:00.310	30.803	31.514	20.152	37.841	230.8	
12	1:59.205	30.719	30.982	20.014	37.490	232.8	12	1:58.883	30.535	30.918	19.925	37.505	231.3	
13	1:58.810	30.565	31.088	19.919	37.238	230.3	13	1:58.919	30.485	30.963	19.951	37.520	232.3	
14	1:58.184	30.520	30.827	19.777	37.060	230.8	14	1:59.027	30.518	31.057	19.963	37.489	232.3	
<b>4</b>	<b>Ean EYCKMANS</b> BEL							<b>8</b>	<b>Philippe Armand KARRAS</b> GRC					
	MP Motorsport								Saintéloc Racing					
	Tatuus F4 T -421								Tatuus F4 T -421					
1	2:05.359	33.622	32.245	21.093	38.399	231.3	1	2:15.357	40.459	33.369	21.956	39.573	229.8	
2	2:00.636	31.255	31.379	20.203	37.799	232.3	2	2:05.832	32.031	33.131	22.183	38.487	232.3	
3	2:00.177	31.106	31.304	20.046	37.721	230.3	3	2:03.964	31.588	32.292	21.320	38.764	230.8	
4	1:59.523	30.794	31.235	20.000	37.494	232.8	4	2:02.497	31.784	31.836	20.519	38.358	233.8	
5	1:59.799	30.778	31.186	19.961	37.874	232.8	5	2:03.021	31.721	31.924	20.603	38.773	228.3	
6	1:59.783	31.305	31.142	19.887	37.449	234.3	6	2:01.562	31.379	31.822	20.280	38.081	228.8	
7	1:59.247	30.849	31.131	19.870	37.397	234.8	7	2:01.104	31.241	31.705	20.205	37.953	228.8	
8	1:58.897	30.707	31.067	19.831	37.292	234.3	8	2:01.422	31.144	31.389	20.247	38.642	228.3	
9	1:59.086	30.696	30.938	19.917	37.535	234.3	9	2:02.977	31.602	31.510	20.802	39.063	225.9	
10	1:59.624	31.403	30.956	19.902	37.363	235.3	10	2:01.896	32.100	31.382	20.266	38.148	228.3	
11	1:58.757	30.628	30.867	19.883	37.379	232.3	11	2:00.793	31.044	31.445	20.131	38.173	225.0	
12	1:58.727	30.547	30.978	19.819	37.383	233.8	12	2:01.148	31.295	31.643	20.327	37.883	227.8	
13	1:58.743	30.566	30.873	19.906	37.398	234.3	13	2:01.881	31.567	31.900	20.225	38.189	226.9	
14	2:00.076	30.845	31.565	20.272	37.394	235.3	14	2:00.518	31.037	31.352	20.083	38.046	227.4	
<b>5</b>	<b>Miguel COSTA</b> BRA							<b>9</b>	<b>René LAMMERS</b> NLD					
	Campos Racing								MP Motorsport					
	Tatuus F4 T -421								Tatuus F4 T -421					
1	2:09.474	36.805	32.691	21.724	38.254	240.5	1	2:04.911	33.825	32.173	20.621	38.292	230.8	
2	2:02.220	32.173	31.929	20.425	37.693	236.8	2	2:01.511	31.127	31.430	20.038	38.916	213.9	
3	2:00.721	31.223	31.417	20.249	37.832	235.8	3	2:00.189	31.241	31.274	20.098	37.576	232.8	
							4	1:59.438	30.822	31.176	19.970	37.470	234.8	
							5	1:59.395	30.867	31.089	19.996	37.443	234.3	
							6	1:59.475	31.010	31.103	19.824	37.538	230.8	
							7	1:59.185	30.688	31.171	19.818	37.508	231.3	
							8	1:58.974	30.639	31.088	19.791	37.456	230.3	
							9	1:58.951	30.599	31.018	19.782	37.552	230.8	



# F4Spain

## ROUND 1 - MOTORLAND

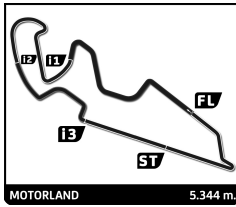
### RACE 2

### Sector Analysis

— Invalidated Lap    ■ Personal Best    ■ Session Best    B Crossing the pit lane

Lap	Time	Sector 1	Sector 2	Sector 3	Sector 4	T.Sp	Lap	Time	Sector 1	Sector 2	Sector 3	Sector 4	T.Sp
10	1:58.930	30.795	<b>30.912</b>	19.782	37.441	231.3	<b>15</b>	<b>Edward ROBINSON</b>					ESP
11	1:58.954	30.659	30.985	19.749	37.561	229.8		DXR					Tatuus F4 T -421
12	1:58.947	30.735	30.933	19.787	37.492	230.3	1	2:12.995	39.480	32.882	22.132	38.501	237.9
13	<b>1:58.623</b>	<b>30.512</b>	30.922	19.753	<b>37.436</b>	231.3	2	2:06.984	32.633	33.733	21.477	39.141	234.3
14	2:00.247	31.403	31.600	<b>19.704</b>	37.540	231.3	3	<u>2:03.994</u>	32.289	<u>32.147</u>	21.335	38.223	230.8
<b>10</b>	<b>Niklas SCHAUFLE</b>					AUT	4	<u>2:04.131</u>	<u>32.149</u>	31.716	21.036	39.230	233.3
	KCL MP Motorsport					Tatuus F4 T -421	5	<u>2:02.144</u>	31.895	<u>31.667</u>	20.542	38.040	233.3
1	2:10.672	36.993	32.785	22.171	38.723	234.8	6	2:01.188	31.292	31.662	20.340	37.894	229.3
2	<u>2:14.897</u> B	<u>34.845</u>	33.336	21.726	44.990	231.8	7	2:00.921	31.205	31.640	20.172	37.904	229.3
3	2:48.971	1:18.807	31.692	20.360	38.112	230.3	8	2:00.663	31.133	31.428	20.189	37.913	228.8
4	2:00.195	31.134	31.242	20.104	37.715	230.8	9	2:00.273	<b>30.868</b>	<b>31.284</b>	20.184	37.937	229.8
5	1:59.960	30.946	31.302	20.159	37.553	231.3	10	2:00.669	31.115	31.418	20.250	37.886	229.3
6	<u>1:59.672</u>	<u>30.863</u>	31.108	20.033	37.668	230.3	11	2:00.796	31.095	31.513	20.242	37.946	227.8
7	1:59.555	30.848	31.109	19.935	37.663	228.8	12	<b>2:00.150</b>	30.956	31.331	20.162	<b>37.701</b>	229.8
8	1:59.435	30.869	31.162	19.893	37.511	230.8	13	2:00.685	31.134	31.580	<b>20.082</b>	37.889	229.8
9	1:59.209	30.690	31.017	19.948	37.554	231.8	14	2:00.499	30.966	31.316	20.182	38.035	228.8
10	1:59.398	30.729	31.168	19.879	37.622	231.3	<b>17</b>	<b>Nacho TUÑON</b>					ESP
11	1:59.101	30.698	31.137	<b>19.832</b>	37.434	230.3		Tecnicar by Amtog					Tatuus F4 T -421
12	<b>1:58.963</b>	<b>30.539</b>	<b>30.963</b>	19.986	37.475	231.3	1	2:13.665	39.880	32.690	22.072	39.023	241.1
13	1:59.101	30.666	30.991	19.957	37.487	228.8	2	<u>2:05.988</u>	<u>33.122</u>	33.038	21.281	38.547	237.9
14	1:59.058	30.698	31.077	19.884	<b>37.399</b>	230.3	3	2:02.846	31.534	32.722	20.567	38.023	230.8
<b>11</b>	<b>Reno FRANCO</b>					NLD	4	<u>2:00.550</u>	31.021	<u>31.591</u>	20.263	37.675	236.8
	KCL MP Motorsport					Tatuus F4 T -421	5	<u>2:21.626</u> B	<u>32.752</u>	<u>33.106</u>	22.173	53.595	205.7
1	2:08.595	36.194	32.798	21.331	38.272	230.8	6	2:36.114	1:05.802	31.622	20.297	38.393	227.8
2	<u>2:00.858</u>	<u>31.323</u>	31.485	20.298	37.752	232.3	7	2:00.686	31.184	31.473	20.144	37.885	228.8
3	<u>2:00.956</u>	31.449	<u>31.298</u>	20.444	37.765	235.3	8	2:00.216	31.031	31.369	20.103	37.713	229.8
4	<u>2:03.447</u>	<u>32.305</u>	<u>32.240</u>	20.759	38.143	232.8	9	1:59.591	30.785	31.211	19.935	37.660	232.8
5	2:00.532	31.566	31.338	20.163	37.465	236.3	10	<u>1:59.412</u>	30.735	<u>31.117</u>	19.876	37.684	229.3
6	1:59.675	30.837	31.235	20.090	37.513	233.3	11	<b>1:59.449</b>	30.852	<b>31.009</b>	19.877	37.711	229.8
7	1:59.107	30.821	30.945	19.953	37.388	233.8	12	<u>1:59.679</u>	30.828	<u>31.270</u>	19.932	<b>37.649</b>	230.3
8	1:59.086	30.656	31.050	19.966	37.414	231.8	13	<u>1:59.628</u>	30.798	<u>31.255</u>	<b>19.862</b>	37.713	231.8
9	1:59.271	30.712	31.136	20.045	37.378	235.3	14	1:59.570	<b>30.671</b>	31.125	19.951	37.823	230.3
10	1:59.399	30.829	31.013	19.993	37.564	231.3	<b>19</b>	<b>Matus RYBA</b>					SVK
11	1:59.119	<b>30.569</b>	31.167	19.873	37.510	230.3		Griffin Core					Tatuus F4 T -421
12	1:59.534	30.655	30.984	20.438	37.457	230.8	1	2:10.865	37.515	32.482	22.308	38.560	232.3
13	1:58.751	30.615	<b>30.862</b>	<b>19.795</b>	37.479	230.8	2	2:04.161	33.115	32.253	20.392	38.401	230.3
14	<b>1:58.712</b>	30.587	30.937	19.815	<b>37.373</b>	231.3	3	2:01.265	31.825	31.367	20.174	37.899	228.3
<b>14</b>	<b>Jean Paul KARRAS</b>					GRC	4	2:00.416	31.109	31.286	20.167	37.854	232.8
	Saintéloc Racing					Tatuus F4 T -421	5	2:00.892	31.119	31.382	20.399	37.992	237.4
1	2:14.473	40.361	33.155	21.967	38.990	235.8	6	<u>2:03.572</u>	31.272	<u>33.678</u>	20.519	38.103	235.8
2	2:05.549	32.061	32.942	21.916	38.630	233.8	7	<u>2:03.050</u>	31.480	<u>33.671</u>	20.351	37.548	234.8
3	2:03.868	31.717	32.265	20.913	38.973	230.8	8	<u>2:00.524</u>	<u>31.717</u>	<u>31.305</u>	20.081	37.421	232.3
4	2:03.857	32.011	31.780	20.980	39.086	229.8	9	1:59.154	30.679	31.212	<b>19.967</b>	37.296	234.8
5	<u>2:03.557</u>	<u>32.478</u>	32.014	20.622	38.443	232.8	10	1:59.612	30.865	31.214	20.256	<b>37.277</b>	232.8
6	2:02.783	31.885	32.285	20.496	38.117	231.8	11	1:59.656	30.869	31.163	20.131	37.493	234.8
7	2:01.706	31.648	31.688	20.412	37.958	229.3	12	1:59.473	30.976	<b>30.909</b>	20.123	37.465	232.8
8	2:01.296	31.445	31.642	20.321	37.888	227.8	13	<b>1:59.057</b>	30.595	31.041	20.067	37.354	232.8
9	2:02.130	31.274	31.946	20.635	38.275	227.4	14	1:59.146	<b>30.532</b>	31.080	20.069	37.465	234.3
10	<u>2:02.953</u>	31.864	<u>31.917</u>	<b>20.284</b>	38.888	227.8	<b>22</b>	<b>Juan COTA</b>					ESP
11	2:01.934	31.874	31.469	20.555	38.036	227.8		MP Motorsport					Tatuus F4 T -421
12	2:01.478	31.776	31.417	20.472	<b>37.813</b>	230.8	1	2:14.077	40.495	32.672	21.717	39.193	237.4
13	<b>2:00.994</b>	<b>30.993</b>	31.753	20.421	37.827	231.3	2	2:03.496	32.037	32.732	20.684	38.043	232.3
14	2:01.457	31.666	<b>31.376</b>	20.470	37.945	232.3	3	<u>2:01.302</u>	31.462	<u>31.667</u>	20.523	37.650	233.3





# F4Spain

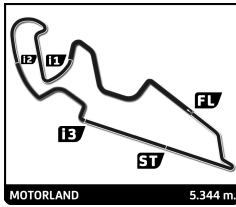
## ROUND 1 - MOTORLAND

### RACE 2

### Sector Analysis

— Invalidated Lap    ■ Personal Best    ■ Session Best    B Crossing the pit lane

Lap	Time	Sector 1	Sector 2	Sector 3	Sector 4	T.Spd	Lap	Time	Sector 1	Sector 2	Sector 3	Sector 4	T.Spd
<b>23</b> Jan PRZYROWSKI POL Griffin Core Tatuus F4 T -421													
1	2:06.055	35.259	32.263	20.400	38.133	234.8							
2	2:01.365	31.594	31.588	20.261	37.922	232.8							
3	<u>2:00.015</u>	<u>30.983</u>	31.422	20.103	37.507	234.3							
4	1:59.494	30.747	31.250	20.125	37.372	235.8							
5	1:59.381	30.699	31.163	20.044	37.475	236.3							
6	1:59.643	31.293	31.213	19.840	37.297	235.3							
7	1:58.967	<b>30.468</b>	31.249	19.901	37.349	236.8							
8	<u>1:58.859</u>	<u>30.613</u>	31.274	<b>19.744</b>	37.228	235.3							
9	1:58.801	30.729	31.027	19.849	<b>37.196</b>	235.8							
10	1:59.189	31.044	30.890	19.850	37.405	234.3							
11	<b>1:58.589</b>	30.488	30.915	19.813	37.373	230.3							
12	1:58.765	30.613	30.977	19.823	37.352	232.3							
13	1:58.635	30.685	<b>30.889</b>	19.836	37.225	233.3							
14	2:00.590	31.177	31.711	20.157	37.545	232.8							
<b>24</b> Kyuho LEE KOR Rodin Motorsport Tatuus F4 T -421													
1	2:14.623	39.900	33.507	21.798	39.418	236.3							
2	2:07.187	32.623	32.922	22.361	39.281	233.3							
3	2:03.841	31.851	31.847	21.474	38.669	230.8							
4	2:02.652	31.841	31.734	20.986	38.091	236.8							
5	2:02.915	32.166	32.005	20.694	38.050	235.3							
6	2:02.076	31.925	31.943	20.270	37.938	229.8							
7	2:00.558	31.006	31.448	20.284	37.820	231.3							
8	2:01.088	31.023	31.286	20.280	38.499	234.3							
9	2:02.848	31.778	31.392	20.767	38.911	227.8							
10	<u>2:00.961</u>	<u>31.500</u>	31.264	20.140	38.057	228.8							
11	2:00.147	<b>30.801</b>	31.196	20.168	37.982	226.9							
12	<u>1:59.809</u>	<u>30.893</u>	<b>31.090</b>	20.054	<b>37.772</b>	229.8							
13	1:59.929	30.872	31.134	20.063	37.860	228.8							
14	<b>1:59.856</b>	30.802	31.187	<b>20.053</b>	37.814	228.8							
<b>25</b> Francisco MONARCA ARG Monlau Motorsport Tatuus F4 T -421													
1	2:09.521	35.217	33.665	21.718	38.921	236.3							
2	2:01.686	31.910	31.977	20.144	37.655	234.3							
3	<u>2:01.567</u>	<u>31.327</u>	31.444	20.309	38.487	233.3							
4	2:01.696	31.806	31.742	20.398	37.750	239.5							
5	2:01.067	31.452	31.654	20.225	37.736	238.9							
6	2:05.369	33.814	32.198	20.731	38.626	231.3							
7	1:59.904	30.936	31.415	20.153	37.400	233.8							
8	1:59.765	30.804	31.190	20.178	37.593	232.3							
9	1:59.196	<b>30.546</b>	31.214	19.981	37.455	234.3							
<b>27</b> Alexander JACOBY BRA Monlau Motorsport Tatuus F4 T -421													
1	2:11.588	38.004	32.969	22.302	38.313	237.9							
2	2:03.502	32.603	32.291	20.552	38.056	233.3							
3	2:05.311	35.369	31.656	20.507	37.779	232.3							
4	<u>2:00.636</u>	<u>31.144</u>	<u>31.445</u>	20.362	37.685	235.8							
5	<u>2:00.849</u>	<u>31.349</u>	31.781	20.235	37.484	234.8							
6	2:00.370	31.112	31.305	20.552	37.401	233.3							
7	2:00.983	31.139	<u>32.071</u>	20.276	37.497	235.3							
8	<u>1:59.811</u>	<u>30.856</u>	<u>31.302</u>	20.055	37.598	234.3							
9	1:59.365	30.772	31.167	20.118	37.308	235.8							
10	1:59.343	30.803	31.173	20.102	<b>37.265</b>	235.3							
11	1:59.401	30.657	31.105	20.086	37.553	233.8							
12	<u>2:00.236</u>	<u>30.699</u>	31.181	20.861	37.495	232.3							
13	<b>1:59.066</b>	<b>30.511</b>	<b>31.062</b>	<b>19.985</b>	37.508	232.8							
14	2:00.283	30.527	31.244	20.387	38.125	238.9							
<b>32</b> Wiktor DOBRZANSKI POL Tecnicar by Amtog Tatuus F4 T -421													
1	2:12.539	38.297	32.893	22.245	39.104	232.3							
2	<u>2:04.955</u>	<u>32.317</u>	32.864	21.046	38.728	234.3							
3	<u>2:04.414</u>	<u>33.118</u>	32.661	20.481	38.154	230.8							
4	2:00.970	31.186	31.529	20.255	38.000	229.3							
5	2:01.303	31.470	31.536	20.261	38.036	233.3							
6	<u>2:01.636</u>	<u>31.672</u>	31.733	20.299	37.932	231.3							
7	2:01.153	31.106	31.717	20.112	38.218	231.3							
8	2:01.834	31.815	31.381	20.621	38.017	232.3							
9	2:00.691	30.937	31.378	20.427	37.949	229.3							
10	2:00.442	30.912	<b>31.231</b>	20.184	38.115	231.3							
11	2:00.494	30.956	31.315	20.147	38.076	227.8							
12	<b>2:00.168</b>	30.910	31.414	<b>19.968</b>	<b>37.876</b>	229.3							
13	2:00.564	<b>30.893</b>	31.244	20.337	38.090	229.3							
14	2:00.587	31.125	31.286	20.258	37.918	228.8							
<b>33</b> Christopher EL FEGHALI LBN Drivex Tatuus F4 T -421													
1	2:08.840	35.493	33.204	21.399	38.744	228.3							
2	<u>2:01.243</u>	<u>31.436</u>	31.613	20.430	37.764	232.3							
3	2:00.860	31.320	31.534	20.182	37.824	232.8							
4	<u>2:03.376</u>	<u>31.940</u>	32.147	20.967	38.322	234.3							
5	2:01.150	31.472	31.583	20.086	38.009	234.8							
6	2:00.349	31.458	31.188	20.055	37.648	230.8							
7	1:59.723	30.932	31.205	20.085	37.501	230.3							
8	1:59.620	30.867	31.285	19.962	37.506	229.3							
9	1:59.273	30.791	31.028	19.961	<b>37.493</b>	230.8							
10	<u>1:59.279</u>	30.807	<u>31.069</u>	19.872	37.531	229.8							
11	1:59.513	30.778	31.125	19.931	37.679	228.8							
12	1:59.408	30.826	31.099	19.902	37.581	229.8							
13	<b>1:59.013</b>	30.697	<b>30.920</b>	<b>19.849</b>	37.547	230.3							
14	1:59.110	<b>30.640</b>	31.034	19.859	37.577	230.3							

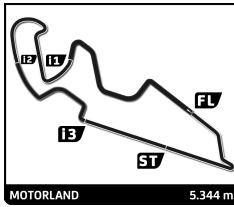


# F4Spain ROUND 1 - MOTORLAND RACE 2

## Sector Analysis

— Invalidated Lap    ■ Personal Best    ■ Session Best    B Crossing the pit lane

Lap	Time	Sector 1	Sector 2	Sector 3	Sector 4	T.Sp	Lap	Time	Sector 1	Sector 2	Sector 3	Sector 4	T.Sp
<b>37</b> Filippo FIORENTINO BRA Drivex Tatuus F4 T -421							4	2:01.200	31.384	32.098	20.119	37.599	232.3
1	2:12.380	38.503	32.817	22.364	38.696	235.3	5	2:00.120	30.911	31.417	20.106	37.686	232.8
2	2:04.702	32.228	32.844	21.012	38.618	232.8	6	1:59.607	30.799	31.250	20.085	37.473	231.8
3	<u>2:02.332</u>	<u>31.300</u>	32.193	20.973	37.866	232.3	7	1:59.512	30.797	31.126	20.053	37.536	230.8
4	2:00.951	31.245	31.642	20.317	37.747	232.8	8	2:00.157	30.799	31.181	19.982	38.195	230.3
5	2:00.401	31.385	31.359	20.204	37.453	234.3	9	1:59.801	30.829	31.151	19.982	37.839	233.8
6	2:00.613	30.968	31.327	20.582	37.736	234.8	10	1:59.639	31.041	31.093	19.970	37.535	233.8
7	2:01.268	31.591	<u>32.047</u>	20.153	37.477	234.3	11	<u>1:59.476</u>	<u>30.784</u>	31.105	19.937	37.650	230.3
8	<u>1:59.966</u>	<u>30.886</u>	31.419	20.059	37.602	233.3	12	1:59.233	30.677	31.171	20.021	<b>37.364</b>	233.3
9	1:59.437	30.799	31.153	20.088	<b>37.397</b>	232.8	13	1:59.128	30.619	31.155	19.903	37.451	231.8
10	1:59.316	30.802	31.018	20.055	37.441	232.8	14	<b>1:58.818</b>	<b>30.558</b>	<b>31.004</b>	<b>19.838</b>	37.418	231.8
11	1:59.365	30.670	30.991	20.127	37.577	230.8							
12	<b>1:59.182</b>	30.703	<b>30.909</b>	<b>20.046</b>	37.524	232.8	<b>48</b> Gino TRAPPA ARG Drivex Tatuus F4 T -421						
13	1:59.232	<b>30.624</b>	30.914	20.100	37.594	232.3	1	2:11.551	38.003	32.743	22.213	38.592	234.8
14	2:01.247	31.106	31.725	20.349	38.067	235.3	2	<u>2:04.998</u>	32.917	<u>32.736</u>	20.861	38.484	233.8
<b>39</b> Santino PANETTA ARG TC Racing Tatuus F4 T -421							3	2:01.921	31.330	32.241	20.508	37.842	232.8
1	2:12.126	38.694	32.784	22.203	38.445	236.8	4	2:00.679	31.244	31.386	20.207	37.842	232.3
2	2:03.513	32.322	32.495	20.689	38.007	236.8	5	1:59.814	30.829	31.230	20.207	37.548	233.8
3	2:00.964	31.606	31.437	20.260	37.661	233.3	6	<u>2:01.761</u>	<u>30.826</u>	<u>32.398</u>	20.512	38.025	234.8
4	2:00.310	31.176	31.161	20.298	37.675	236.3	7	2:00.687	31.568	31.416	20.157	37.546	233.3
5	2:00.851	31.361	31.397	20.327	37.766	237.4	8	1:59.629	30.936	31.134	20.033	37.526	232.8
6	<u>2:01.135</u>	31.370	<u>32.003</u>	20.239	37.523	232.8	9	1:59.406	30.737	31.147	20.020	37.502	232.8
7	<u>1:59.253</u>	30.558	<u>31.169</u>	20.164	<b>37.362</b>	233.8	10	<u>1:59.366</u>	<u>30.743</u>	31.143	19.983	37.497	231.3
8	1:59.066	30.576	30.979	20.035	37.476	236.3	11	<b>1:59.326</b>	<b>30.672</b>	<b>31.050</b>	19.974	37.630	229.8
9	1:59.376	30.713	30.946	20.154	37.563	237.9	12	<u>1:59.437</u>	<u>30.770</u>	31.131	20.112	<b>37.424</b>	231.8
10	<u>1:59.388</u>	<u>30.956</u>	30.951	<b>19.968</b>	37.513	233.3	13	2:00.113	30.887	31.071	20.054	38.101	229.8
11	1:59.331	30.671	30.966	19.980	37.714	233.8	14	2:01.168	31.206	31.548	<b>19.915</b>	38.499	229.8
12	2:00.226	30.537	31.203	20.710	37.776	235.3							
13	1:59.361	30.953	30.986	20.011	37.411	233.3	<b>55</b> Emma FELBERMAYR AUT Rodin Motorsport Tatuus F4 T -421						
14	<b>1:58.760</b>	<b>30.463</b>	<b>30.791</b>	20.051	37.455	233.8	1	2:12.766	39.229	32.715	22.057	38.765	233.8
<b>41</b> Stepan SUSLOV SWE DXR Tatuus F4 T -421							2	2:06.412	32.967	33.449	21.177	38.819	228.8
1	2:13.510	40.165	32.898	21.828	38.619	240.0	3	<u>2:06.626</u>	31.705	<u>33.064</u>	22.202	39.655	230.3
2	<u>2:06.651</u>	32.452	<u>33.642</u>	22.337	38.220	232.8	4	<u>2:02.818</u>	32.138	<u>31.687</u>	20.864	38.129	237.4
3	2:03.349	31.929	32.214	20.959	38.247	233.3	5	2:03.748	32.210	32.075	21.356	38.107	234.3
4	<u>2:00.850</u>	<u>31.223</u>	31.462	20.167	37.998	231.8	6	2:02.847	31.385	32.626	20.881	37.955	234.3
5	2:00.734	31.288	31.444	20.113	37.889	231.8	7	2:01.403	31.415	31.793	20.408	37.787	235.3
6	2:01.062	31.248	31.665	20.266	37.883	233.3	8	<u>2:01.111</u>	31.133	<u>31.969</u>	20.253	<b>37.756</b>	231.8
7	<u>2:00.723</u>	<u>30.996</u>	<u>31.811</u>	20.221	<b>37.695</b>	233.8	9	2:01.570	<b>30.856</b>	31.961	20.671	38.082	232.3
8	2:01.044	31.321	31.692	20.115	37.916	229.8	10	2:03.187	32.284	31.945	20.559	38.399	234.3
9	2:00.396	30.890	31.360	20.194	37.952	230.3	11	2:02.036	31.935	31.539	20.489	38.073	231.8
10	2:00.340	30.973	31.311	20.072	37.984	228.8	12	<u>2:09.620</u>	<u>40.109</u>	31.337	20.241	37.933	229.8
11	2:00.001	30.868	31.234	19.995	37.904	227.8	13	2:00.634	31.192	31.263	20.155	38.024	228.8
12	1:59.956	31.011	<b>31.148</b>	20.014	37.783	230.8	14	<b>1:59.871</b>	30.888	<b>31.104</b>	<b>20.027</b>	37.852	229.3
13	2:00.081	30.871	31.189	20.081	37.940	229.3							
14	<b>1:59.778</b>	<b>30.815</b>	31.203	<b>19.973</b>	37.787	230.3	<b>57</b> Artem SEVERIUKHIN KGZ DXR Tatuus F4 T -421						
<b>46</b> Nathan TYE GBR Rodin Motorsport Tatuus F4 T -421							1	2:14.996	40.810	33.295	21.980	38.911	235.3
1	2:09.340	36.589	32.616	21.613	38.522	237.4	2	<u>2:05.502</u>	32.144	<u>32.919</u>	21.937	38.502	228.3
2	2:01.436	31.764	31.618	20.183	37.871	232.3	3	<u>2:04.439</u>	31.974	<u>32.262</u>	21.370	38.833	229.3
3	2:00.509	31.187	31.426	20.169	37.727	233.3	4	<u>2:03.041</u>	<u>31.730</u>	<u>31.668</u>	20.708	38.935	236.3
							5	<u>2:03.944</u>	<u>32.726</u>	32.047	21.089	38.082	230.3
							6	<u>2:03.016</u>	31.406	<u>32.878</u>	20.711	38.021	229.3
							7	2:02.088	31.355	31.645	20.509	38.579	230.8
							8	2:01.404	31.376	31.592	20.549	37.887	230.3
							9	<b>2:01.063</b>	<b>31.113</b>	31.468	20.537	37.945	231.3

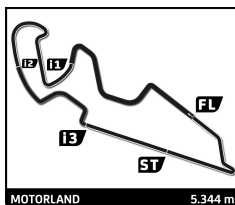


# F4Spain ROUND 1 - MOTORLAND RACE 2

## Sector Analysis

— Invalidated Lap   ■ Personal Best   ■ Session Best   B Crossing the pit lane

Lap	Time	Sector 1	Sector 2	Sector 3	Sector 4	T.Spd	Lap	Time	Sector 1	Sector 2	Sector 3	Sector 4	T.Spd	
10	2:02.403	31.917	31.879	20.537	38.070	231.3	<b>78</b> Alfio SPINA TC Racing Tatuus F4 T -421	1	2:10.711	37.605	32.667	21.997	38.442	229.8
11	<u>2:02.045</u>	<u>31.482</u>	31.639	20.491	38.433	226.4		2	<u>2:02.533</u>	31.422	<u>32.274</u>	20.753	38.084	231.3
12	<u>2:01.177</u>	<u>31.580</u>	<b>31.454</b>	20.261	<b>37.882</b>	228.8		3	<u>2:00.372</u>	<u>31.254</u>	31.301	20.264	37.553	231.8
13	2:01.411	31.261	31.642	20.393	38.115	226.4		4	<u>2:01.463</u>	31.361	<u>31.823</u>	20.526	37.753	237.4
14	2:01.214	31.409	31.508	<b>20.207</b>	38.090	225.9		5	2:01.653	31.548	31.756	20.660	37.689	234.3
<b>70</b> Aleksandar BOGUNOVIC SVN GRS Team Tatuus F4 T -421								6	2:00.633	31.493	31.412	20.213	37.515	232.8
1	2:13.168	39.310	33.040	21.891	38.927	235.3		7	1:59.790	30.819	31.384	20.180	37.407	232.8
2	2:04.844	32.163	33.358	21.176	38.147	233.8		8	1:59.297	30.731	31.075	20.197	37.294	232.3
3	<u>2:01.914</u>	31.812	<u>31.778</u>	20.464	37.860	230.8		9	1:59.026	30.648	31.034	20.112	<b>37.232</b>	233.3
4	<u>2:00.553</u>	31.152	<u>31.548</u>	20.345	37.508	237.9		10	1:59.098	30.679	31.064	20.100	37.255	235.8
5	2:01.876	31.723	32.290	20.278	37.585	237.4		11	2:00.375	30.690	31.494	20.348	37.843	232.3
6	<u>2:00.314</u>	31.030	<u>31.437</u>	20.330	37.517	236.3		12	1:59.778	30.668	31.310	20.400	37.400	231.8
7	<u>2:01.061</u>	31.086	<u>32.256</u>	20.164	37.555	232.3		13	<b>1:58.670</b>	<b>30.518</b>	30.866	<b>19.857</b>	37.429	231.3
8	<u>2:00.151</u>	30.944	<u>31.535</u>	20.066	37.606	232.8		14	1:59.116	30.570	<b>30.740</b>	20.017	37.789	232.3
9	1:59.600	30.854	31.198	20.055	37.493	233.8	<b>81</b> Noah MONTEIRO PRT Campos Racing Tatuus F4 T -421							
10	<u>1:59.743</u>	30.934	<u>31.330</u>	19.957	37.522	232.3	1	2:05.599	34.413	31.973	21.044	38.169	236.8	
11	2:00.044	30.793	<b>31.083</b>	20.186	37.982	230.8	2	<u>2:01.070</u>	<u>31.520</u>	31.444	20.233	37.873	232.8	
12	2:00.122	31.247	<u>31.408</u>	20.016	<b>37.451</b>	232.8	3	2:00.171	31.322	31.372	20.096	37.381	234.3	
13	1:59.534	30.836	31.156	<b>19.929</b>	37.613	230.3	4	1:59.482	30.973	31.241	20.059	37.209	234.8	
14	<b>1:59.401</b>	<b>30.647</b>	31.197	20.082	37.475	232.3	5	1:59.785	30.857	31.237	20.159	37.532	234.8	
<b>71</b> Daniel DALLAKYAN ARM GRS Team Tatuus F4 T -421							6	2:00.330	31.263	31.785	20.111	37.171	235.3	
1	2:15.076	40.878	33.423	21.855	38.920	233.3	7	1:59.024	30.714	31.061	20.027	37.222	235.3	
2	2:06.477	32.765	32.490	22.055	39.167	227.4	8	<u>1:58.745</u>	<u>30.665</u>	31.004	20.021	<b>37.055</b>	235.8	
3	<u>2:03.702</u>	<u>31.910</u>	<u>31.873</u>	21.379	38.540	233.8	9	<b>1:58.875</b>	30.714	30.978	20.007	37.176	236.8	
4	<u>2:03.749</u>	31.947	<u>31.886</u>	20.835	39.081	234.3	10	1:59.316	31.111	30.928	20.130	37.147	236.3	
5	<u>2:04.040</u>	32.157	<u>32.337</u>	20.879	38.667	230.8	11	1:59.070	30.734	31.094	19.919	37.323	232.3	
6	2:02.627	31.502	32.204	20.854	38.067	233.3	12	1:58.905	30.805	30.950	<b>19.887</b>	37.263	233.3	
7	2:01.933	31.573	31.773	20.604	37.983	232.3	13	1:59.128	<b>30.511</b>	<b>30.839</b>	19.916	37.862	234.8	
8	2:01.496	31.234	31.580	20.551	38.131	234.8	14	1:59.636	31.562	30.911	19.918	37.245	232.3	
9	2:01.127	31.207	31.502	20.444	37.974	229.3	<b>88</b> Santiago BAZTARRICA ARG TC Racing Tatuus F4 T -421							
10	2:02.178	31.535	32.045	20.598	38.000	236.3	1	2:09.730	35.734	33.281	21.889	38.826	236.8	
11	2:02.550	32.373	31.503	<b>20.413</b>	38.261	235.8	2	2:02.501	32.068	32.008	20.691	37.734	233.8	
12	2:01.249	31.294	<b>31.494</b>	20.694	<b>37.767</b>	230.3	3	<u>2:00.639</u>	<u>31.382</u>	31.256	20.232	37.769	233.3	
13	2:03.395	31.224	31.591	22.259	38.321	227.4	4	<u>2:01.512</u>	<u>31.490</u>	31.494	20.614	37.914	238.9	
14	<b>2:01.120</b>	<b>30.992</b>	31.615	20.546	37.967	230.3	5	2:02.703	31.899	32.351	20.618	37.835	235.8	
<b>77</b> Andrej PETROVIC SRB T-Code by Amtog Tatuus F4 T -421							6	2:00.711	31.390	31.417	20.315	37.589	235.3	
1	2:06.470	35.008	33.297	20.349	37.816	233.3	7	1:59.700	30.810	31.339	20.196	37.355	234.3	
2	2:01.465	31.398	31.664	20.308	38.095	236.8	8	1:59.355	30.767	31.087	20.037	37.464	234.8	
3	<u>2:02.269</u>	<u>32.235</u>	31.547	20.652	37.835	233.3	9	1:59.852	30.644	31.177	20.257	37.774	232.3	
4	1:59.809	31.145	31.126	19.983	37.555	229.8	10	2:00.302	31.125	31.273	20.255	37.649	232.8	
5	<u>1:59.556</u>	<u>30.854</u>	31.162	19.981	37.559	233.8	11	<u>1:59.812</u>	31.041	<u>31.098</u>	19.972	37.701	231.3	
6	<u>1:59.120</u>	30.766	<u>30.971</u>	19.916	37.467	231.8	12	<b>1:59.028</b>	<b>30.521</b>	<b>31.068</b>	20.042	37.397	236.3	
7	1:58.966	30.671	31.002	19.995	37.298	231.3	13	<u>1:59.405</u>	30.898	<u>31.236</u>	20.043	<b>37.228</b>	233.8	
8	2:00.200	31.254	31.554	19.850	37.542	230.3	14	<u>1:59.244</u>	30.723	<u>31.090</u>	<b>19.932</b>	37.499	231.8	
9	1:59.421	30.873	31.176	19.873	37.499	234.3	<b>91</b> Lorenzo CAMPOS AGO Monlau Motorsport Tatuus F4 T -421							
10	1:59.120	30.683	30.959	19.883	37.595	229.8	1	2:10.973	37.709	32.870	22.019	38.375	234.8	
11	1:59.535	31.128	30.999	19.865	37.543	230.8	2	<u>2:04.306</u>	32.873	<u>32.778</u>	20.743	37.912	233.3	
12	1:58.720	30.631	30.865	19.890	37.334	230.8	3	<u>2:03.080</u>	<u>32.498</u>	<u>32.152</u>	20.386	38.044	230.3	
13	1:58.481	<b>30.423</b>	<b>30.819</b>	19.874	37.365	229.3								
14	<b>1:58.478</b>	30.561	30.826	<b>19.795</b>	<b>37.296</b>	230.8								



# F4Spain

## ROUND 1 - MOTORLAND

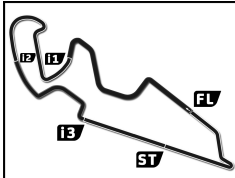
### RACE 2

### Sector Analysis

— Invalidated Lap    ■ Personal Best    ■ Session Best    B Crossing the pit lane

Lap	Time	Sector 1	Sector 2	Sector 3	Sector 4	T.Spd	Lap	Time	Sector 1	Sector 2	Sector 3	Sector 4	T.Spd
4	2:01.544	31.730	31.371	20.365	38.078	234.3							
5	2:00.222	31.207	31.317	20.300	<b>37.398</b>	234.8							
6	<u>2:01.215</u>	<u>31.148</u>	31.368	20.729	37.970	236.8							
7	<u>2:00.871</u>	31.450	<u>31.786</u>	20.193	37.442	233.3							
8	1:59.713	30.829	31.202	20.164	37.518	232.3							
9	1:59.574	30.829	31.162	20.123	37.460	232.8							
10	1:59.357	30.721	30.979	20.171	37.486	232.3							
11	1:59.328	30.686	31.028	<b>20.113</b>	37.501	229.8							
12	<b>1:59.022</b>	<b>30.482</b>	<b>30.884</b>	20.115	37.541	234.3							
13	1:59.395	30.517	30.919	20.381	37.578	233.8							
14	2:01.811	31.341	31.850	20.320	38.300	231.8							



99 Thomas STRAUVEN							BEL						
Griffin Core							Tatuus F4 T -421						
1	2:05.762	34.074	32.017	21.081	38.590	234.3							
2	2:01.896	31.630	31.448	20.287	38.531	236.3							
3	<b>2:37.537</b> B	<b>36.515</b>	<b>39.808</b>	25.426	55.788	212.6							
4	2:47.496	1:17.501	31.791	20.484	37.720	230.8							
5	1:59.720	30.890	31.259	20.029	37.542	232.3							
6	<u>1:59.178</u>	<u>30.813</u>	30.999	19.860	37.506	230.8							
7	1:58.707	30.550	30.855	19.934	37.368	230.8							
8	1:58.554	30.557	30.869	19.796	37.332	232.8							
9	1:58.393	30.383	30.806	<b>19.792</b>	37.412	232.8							
10	1:58.453	30.474	30.772	19.829	37.378	231.8							
11	<u>1:58.619</u>	<u>30.738</u>	30.738	19.801	37.342	231.8							
12	<b>1:58.083</b>	<b>30.322</b>	<b>30.697</b>	19.795	37.269	232.3							
13	1:58.178	30.355	30.721	19.801	37.301	232.3							
14	1:58.230	30.328	30.789	19.901	<b>37.212</b>	236.3							

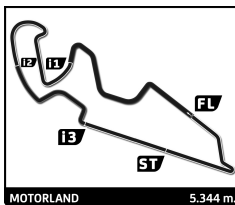


MOTORLAND 5.344 m.

# F4Spain ROUND 1 - MOTORLAND RACE 2

## Flag Analysis

Flag	Time
 GREEN FLAG	11:59:05.780
 CHEQUERED FLAG	12:27:03.510



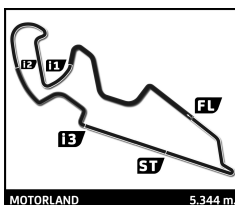
# F4Spain

## ROUND 1 - MOTORLAND

### RACE 2

### Track Limits Analysis

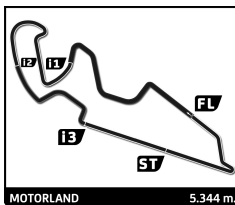
No	Driver	Team	T.L. Nr	Camera	Lap	Time	
1	Hudson SCHWARTZ	KCL MP Motorsport	1	Turn 1	14	12:25:14.822	
							<b>Total Infractions:</b> <input type="text" value="1"/>
2	Vivek KANTHAN	Campos Racing	1	Turn 9	7	12:12:03.556	
2	Vivek KANTHAN	Campos Racing	2	Turn 1	9	12:15:23.357	
2	Vivek KANTHAN	Campos Racing	3	Turn 5	10	12:17:42.334	
2	Vivek KANTHAN	Campos Racing	4	Turn 5	14	12:25:38.713	
							<b>Total Infractions:</b> <input type="text" value="4"/>
4	Ean EYCKMANS	MP Motorsport	1	Turn 1	4	12:05:21.595	
4	Ean EYCKMANS	MP Motorsport	2	Turn 1	7	12:11:20.362	
							<b>Total Infractions:</b> <input type="text" value="2"/>
5	Miguel COSTA	Campos Racing	1	Turn 1	3	12:03:26.460	
5	Miguel COSTA	Campos Racing	2	Turn 9	5	12:08:11.292	
							<b>Total Infractions:</b> <input type="text" value="2"/>
6	Sacha VAN'T PAD BOSCH	T-Code by Amtog	1	Turn 7	3	12:03:57.833	
6	Sacha VAN'T PAD BOSCH	T-Code by Amtog	2	Turn 9	12	12:22:11.360	
6	Sacha VAN'T PAD BOSCH	T-Code by Amtog	3	Turn 5	13	12:23:47.802	
							<b>Total Infractions:</b> <input type="text" value="3"/>
8	Philippe Armand KARRAS	Saintéloc Racing	1	Turn 9	2	12:02:14.932	
8	Philippe Armand KARRAS	Saintéloc Racing	2	Turn 9	3	12:04:20.556	
8	Philippe Armand KARRAS	Saintéloc Racing	3	Turn 9	4	12:06:23.217	
8	Philippe Armand KARRAS	Saintéloc Racing	4	Turn 1	7	12:11:47.759	
							<b>Total Infractions:</b> <input type="text" value="4"/>
9	René LAMMERS	MP Motorsport	1	Turn 9	2	12:02:02.222	
9	René LAMMERS	MP Motorsport	2	Turn 1	3	12:03:21.525	
9	René LAMMERS	MP Motorsport	3	Turn 5	5	12:07:40.871	
9	René LAMMERS	MP Motorsport	4	Turn 9	9	12:15:59.758	
							<b>Total Infractions:</b> <input type="text" value="4"/>
10	Niklas SCHAUFLE	KCL MP Motorsport	1	Turn 5	2	12:01:47.915	
10	Niklas SCHAUFLE	KCL MP Motorsport	2	Turn 1	6	12:10:30.029	
10	Niklas SCHAUFLE	KCL MP Motorsport	3	Turn 5	6	12:10:49.858	
							<b>Total Infractions:</b> <input type="text" value="3"/>
11	Reno FRANCO	KCL MP Motorsport	1	Turn 1	2	12:01:23.857	
11	Reno FRANCO	KCL MP Motorsport	2	Turn 9	3	12:04:07.079	
11	Reno FRANCO	KCL MP Motorsport	3	Turn 9	4	12:06:08.869	
11	Reno FRANCO	KCL MP Motorsport	4	Turn 1	4	12:05:25.123	
11	Reno FRANCO	KCL MP Motorsport	5	Turn 5	4	12:05:46.185	
							<b>Total Infractions:</b> <input type="text" value="5"/>
14	Jean Paul KARRAS	Saintéloc Racing	1	Turn 1	5	12:07:43.164	
14	Jean Paul KARRAS	Saintéloc Racing	2	Turn 9	10	12:18:36.941	
							<b>Total Infractions:</b> <input type="text" value="2"/>
15	Edward ROBINSON	DXR	1	Turn 9	3	12:04:20.556	
15	Edward ROBINSON	DXR	2	Turn 1	4	12:05:38.791	
15	Edward ROBINSON	DXR	3	Turn 9	5	12:08:26.404	
							<b>Total Infractions:</b> <input type="text" value="3"/>
17	Nacho TUÑON	Tecnicar by Amtog	1	Turn 5	2	12:01:47.915	
17	Nacho TUÑON	Tecnicar by Amtog	2	Turn 7	4	12:06:07.702	
17	Nacho TUÑON	Tecnicar by Amtog	3	Turn 5	5	12:07:58.054	
17	Nacho TUÑON	Tecnicar by Amtog	4	Turn 9	5	12:08:22.667	
17	Nacho TUÑON	Tecnicar by Amtog	5	Turn 9	10	12:19:18.216	
17	Nacho TUÑON	Tecnicar by Amtog	6	Turn 7	12	12:23:04.845	
17	Nacho TUÑON	Tecnicar by Amtog	7	Turn 7	13	12:25:04.697	
17	Nacho TUÑON	Tecnicar by Amtog	8	Turn 9	13	12:25:16.407	
							<b>Total Infractions:</b> <input type="text" value="8"/>



## F4Spain ROUND 1 - MOTORLAND RACE 2

### Track Limits Analysis

No	Driver	Team	T.L. Nr	Camera	Lap	Time
19	Matus RYBA	Griffin Core	1	Turn 7	6	12:10:02.633
19	Matus RYBA	Griffin Core	2	Turn 7	7	12:12:06.622
19	Matus RYBA	Griffin Core	3	Turn 1	8	12:13:38.557
<b>Total Infractions:</b>						<b>3</b>
22	Juan COTA	MP Motorsport	1	Turn 9	3	12:04:16.289
22	Juan COTA	MP Motorsport	2	Turn 1	7	12:11:35.562
22	Juan COTA	MP Motorsport	3	Turn 5	9	12:15:52.592
22	Juan COTA	MP Motorsport	4	Turn 7	10	12:18:02.040
22	Juan COTA	MP Motorsport	5	Turn 5	10	12:17:51.378
<b>Total Infractions:</b>						<b>5</b>
23	Jan PRZYROWSKI	Griffin Core	1	Turn 1	3	12:03:24.058
23	Jan PRZYROWSKI	Griffin Core	2	Turn 1	8	12:13:19.560
<b>Total Infractions:</b>						<b>2</b>
24	Kyuhu LEE	Rodin Motorsport	1	Turn 1	10	12:17:53.822
24	Kyuhu LEE	Rodin Motorsport	2	Turn 5	12	12:22:13.842
<b>Total Infractions:</b>						<b>2</b>
25	Francisco MONARCA	Monlau Motorsport	1	Turn 1	3	12:03:26.460
25	Francisco MONARCA	Monlau Motorsport	2	Turn 5	11	12:19:53.331
25	Francisco MONARCA	Monlau Motorsport	3	Turn 7	13	12:24:01.901
<b>Total Infractions:</b>						<b>3</b>
27	Alexander JACOBY	Monlau Motorsport	1	Turn 7	4	12:06:05.899
27	Alexander JACOBY	Monlau Motorsport	2	Turn 5	4	12:05:55.799
27	Alexander JACOBY	Monlau Motorsport	3	Turn 1	5	12:07:37.030
27	Alexander JACOBY	Monlau Motorsport	4	Turn 9	7	12:12:18.801
27	Alexander JACOBY	Monlau Motorsport	5	Turn 1	8	12:13:38.557
27	Alexander JACOBY	Monlau Motorsport	6	Turn 9	8	12:14:20.427
27	Alexander JACOBY	Monlau Motorsport	7	Turn 5	12	12:21:55.457
<b>Total Infractions:</b>						<b>7</b>
32	Wiktor DOBRZANSKI	Tecnicar by Amtog	1	Turn 1	2	12:01:28.999
32	Wiktor DOBRZANSKI	Tecnicar by Amtog	2	Turn 5	3	12:03:53.040
32	Wiktor DOBRZANSKI	Tecnicar by Amtog	3	Turn 5	6	12:09:58.441
<b>Total Infractions:</b>						<b>3</b>
33	Christopher EL FEGHALI	Drivex	1	Turn 1	2	12:01:23.857
33	Christopher EL FEGHALI	Drivex	2	Turn 5	2	12:01:44.180
33	Christopher EL FEGHALI	Drivex	3	Turn 1	4	12:05:26.656
33	Christopher EL FEGHALI	Drivex	4	Turn 9	10	12:18:11.283
<b>Total Infractions:</b>						<b>4</b>
37	Filippo FIORENTINO	Drivex	1	Turn 1	3	12:03:32.325
37	Filippo FIORENTINO	Drivex	2	Turn 9	7	12:12:18.801
37	Filippo FIORENTINO	Drivex	3	Turn 1	8	12:13:38.557
<b>Total Infractions:</b>						<b>3</b>
39	Santino PANETTA	TC Racing	1	Turn 7	6	12:10:02.633
39	Santino PANETTA	TC Racing	2	Turn 9	7	12:12:14.764
39	Santino PANETTA	TC Racing	3	Turn 5	10	12:17:51.378
<b>Total Infractions:</b>						<b>3</b>
41	Stepan SUSLOV	DXR	1	Turn 9	2	12:02:13.597
41	Stepan SUSLOV	DXR	2	Turn 1	4	12:05:38.791
41	Stepan SUSLOV	DXR	3	Turn 1	7	12:11:41.501
41	Stepan SUSLOV	DXR	4	Turn 9	7	12:12:23.538
<b>Total Infractions:</b>						<b>4</b>
46	Nathan TYE	Rodin Motorsport	1	Turn 5	11	12:19:45.523
<b>Total Infractions:</b>						<b>1</b>
48	Gino TRAPPA	Drivex	1	Turn 7	2	12:01:59.416



# F4Spain

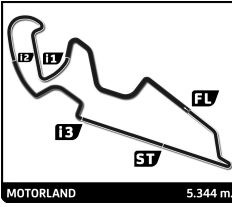
## ROUND 1 - MOTORLAND

### RACE 2

### Track Limits Analysis

No	Driver	Team	T.L. Nr	Camera	Lap	Time
48	Gino TRAPPA	Drivex	2	Turn 1	6	12:09:33.495
48	Gino TRAPPA	Drivex	3	Turn 9	6	12:10:15.814
48	Gino TRAPPA	Drivex	4	Turn 1	10	12:17:35.429
48	Gino TRAPPA	Drivex	5	Turn 1	12	12:21:34.427
<b>Total Infractions:</b>						<b>5</b>
55	Emma FELBERMAYR	Rodin Motorsport	1	Turn 9	3	12:04:18.022
55	Emma FELBERMAYR	Rodin Motorsport	2	Turn 7	4	12:06:12.105
55	Emma FELBERMAYR	Rodin Motorsport	3	Turn 9	8	12:14:34.201
55	Emma FELBERMAYR	Rodin Motorsport	4	Turn 5	12	12:22:28.590
<b>Total Infractions:</b>						<b>4</b>
57	Artem SEVERIUKHIN	DXR	1	Turn 7	2	12:02:01.018
57	Artem SEVERIUKHIN	DXR	2	Turn 9	3	12:04:20.556
57	Artem SEVERIUKHIN	DXR	3	Turn 9	4	12:06:23.217
57	Artem SEVERIUKHIN	DXR	4	Turn 1	4	12:05:41.458
57	Artem SEVERIUKHIN	DXR	5	Turn 5	5	12:08:04.463
57	Artem SEVERIUKHIN	DXR	6	Turn 1	5	12:07:44.492
57	Artem SEVERIUKHIN	DXR	7	Turn 9	6	12:10:31.229
57	Artem SEVERIUKHIN	DXR	8	Turn 5	11	12:20:16.454
57	Artem SEVERIUKHIN	DXR	9	Turn 1	12	12:21:59.558
<b>Total Infractions:</b>						<b>9</b>
70	Aleksandar BOGUNOVIC	GRS Team	1	Turn 9	3	12:04:16.289
70	Aleksandar BOGUNOVIC	GRS Team	2	Turn 9	4	12:06:17.611
70	Aleksandar BOGUNOVIC	GRS Team	3	Turn 9	6	12:10:19.818
70	Aleksandar BOGUNOVIC	GRS Team	4	Turn 9	7	12:12:20.202
70	Aleksandar BOGUNOVIC	GRS Team	5	Turn 9	8	12:14:20.427
70	Aleksandar BOGUNOVIC	GRS Team	6	Turn 9	10	12:18:20.493
<b>Total Infractions:</b>						<b>6</b>
71	Daniel DALLAKYAN	GRS Team	1	Turn 9	3	12:04:20.556
71	Daniel DALLAKYAN	GRS Team	2	Turn 1	3	12:03:36.193
71	Daniel DALLAKYAN	GRS Team	3	Turn 9	4	12:06:23.217
71	Daniel DALLAKYAN	GRS Team	4	Turn 7	5	12:08:15.494
<b>Total Infractions:</b>						<b>4</b>
77	Andrej PETROVIC	T-Code by Amtog	1	Turn 1	3	12:03:24.058
77	Andrej PETROVIC	T-Code by Amtog	2	Turn 1	5	12:07:24.491
77	Andrej PETROVIC	T-Code by Amtog	3	Turn 9	6	12:10:06.470
<b>Total Infractions:</b>						<b>3</b>
78	Alfio SPINA	TC Racing	1	Turn 7	2	12:01:56.213
78	Alfio SPINA	TC Racing	2	Turn 1	3	12:03:28.871
78	Alfio SPINA	TC Racing	3	Turn 9	4	12:06:11.738
<b>Total Infractions:</b>						<b>3</b>
81	Noah MONTEIRO	Campos Racing	1	Turn 1	2	12:01:20.735
81	Noah MONTEIRO	Campos Racing	2	Turn 1	8	12:13:21.756
<b>Total Infractions:</b>						<b>2</b>
88	Santiago BAZTARRICA	TC Racing	1	Turn 1	3	12:03:28.871
88	Santiago BAZTARRICA	TC Racing	2	Turn 1	4	12:05:27.522
88	Santiago BAZTARRICA	TC Racing	3	Turn 9	11	12:20:14.270
88	Santiago BAZTARRICA	TC Racing	4	Turn 7	13	12:24:00.899
88	Santiago BAZTARRICA	TC Racing	5	Turn 7	14	12:25:59.985
<b>Total Infractions:</b>						<b>5</b>
91	Lorenzo CAMPOS	Monlau Motorsport	1	Turn 9	2	12:02:10.528
91	Lorenzo CAMPOS	Monlau Motorsport	2	Turn 9	3	12:04:14.420
91	Lorenzo CAMPOS	Monlau Motorsport	3	Turn 1	3	12:03:30.857
91	Lorenzo CAMPOS	Monlau Motorsport	4	Turn 5	3	12:03:50.972
91	Lorenzo CAMPOS	Monlau Motorsport	5	Turn 1	6	12:09:34.959
91	Lorenzo CAMPOS	Monlau Motorsport	6	Turn 9	7	12:12:18.801





**F4Spain**  
**ROUND 1 - MOTORLAND**  
**RACE 2**

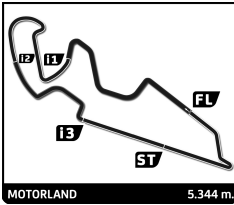
**Track Limits Analysis**

No	Driver	Team	T.L. Nr	Camera	Lap	Time
<b>Total Infractions:</b>						<b>6</b>
99	Thomas STRAUVEN	Griffin Core	1	Turn 1	3	12:03:24.058
99	Thomas STRAUVEN	Griffin Core	2	Turn 7	3	12:03:59.802
99	Thomas STRAUVEN	Griffin Core	3	Turn 1	6	12:10:47.627
99	Thomas STRAUVEN	Griffin Core	4	Turn 1	11	12:20:40.962
<b>Total Infractions:</b>						<b>4</b>

TOTAL TRACK LIMITS: 132



Published at: XX:12:37



# F4Spain

## ROUND 1 - MOTORLAND

### RACE 2

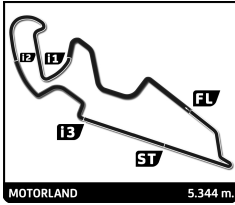
## Provisional Race Director Report

Hour	Flag	Message
11:43:06		FAST LANE OPEN
11:45:00		PIT LANE OPEN
11:50:00		5 MINUTES BOARD - PIT LANE CLOSED
11:52:00		3 MINUTES BOARD
11:54:00		1 MINUTE BOARD
11:54:45		15 SECONDS BOARD
11:55:07		GREEN FLAG - FORMATION LAP
11:59:42		STARTING PROCEDURE UNDER INVESTIGATION
12:03:33		INCIDENT IN T12 CAR 17 UNDER INVESTIGATION - OVERTAKING OUTSIDE TRACK
12:05:57		STARTING PROCEDURE CAR 33 WILL BE INVESTIGATED AFTER THE SESSION - JUMP START
12:10:44		INCIDENT IN T9 UNDER INVESTIGATION - UNSAFE REJOIN
12:11:09		INCIDENT IN T9 CAR 19 UNDER INVESTIGATION - UNSAFE REJOIN
12:15:09		INCIDENT IN T9 CAR 19 WILL BE INVESTIGATED AFTER THE SESSION - UNSAFE REJOIN 2 TIMES
12:27:04		CHEQUERED FLAG
12:27:37		TRACK LIMITS SYSTEM IN PROGRESS - CLASSIFICATION COULD BE MODIFIED
12:28:27		CARS & DRIVERS #9 #23 #4 #33 PROCEED TO THE SCRUTINEERING BAY IMMEDIATELY AFTER SESSION

Published at: 12:37

<b>Race Director:</b> Luis GONZÁLEZ 	<b>Timekeeper:</b> Alberto ESTÉBANEZ 
---	--

30/03/2025 Page 1 / 1

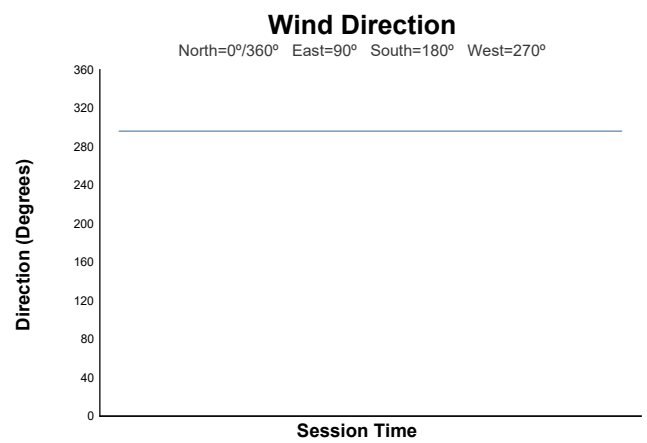
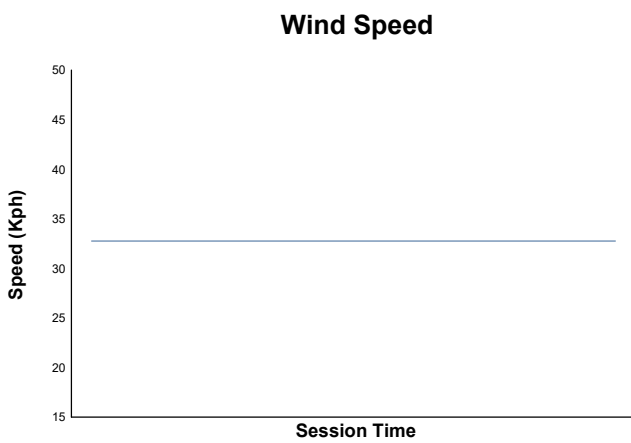
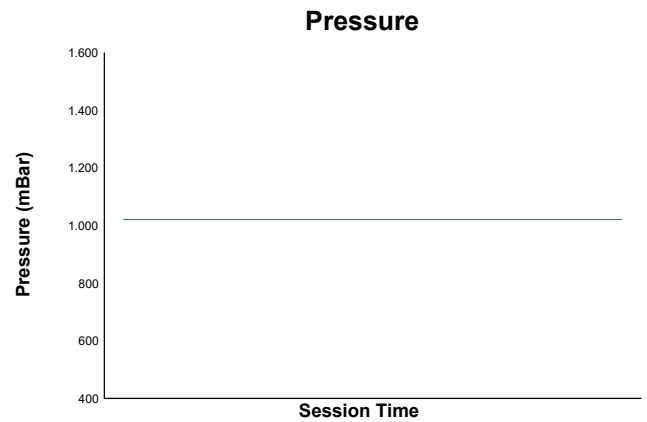
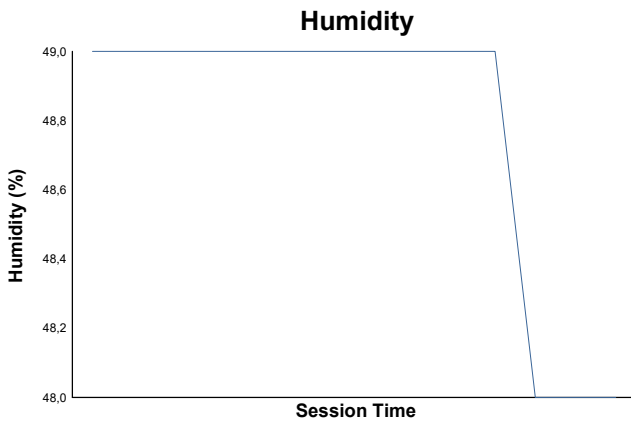
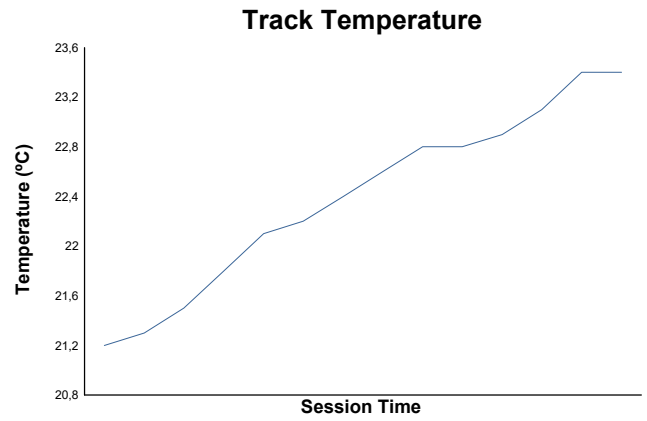
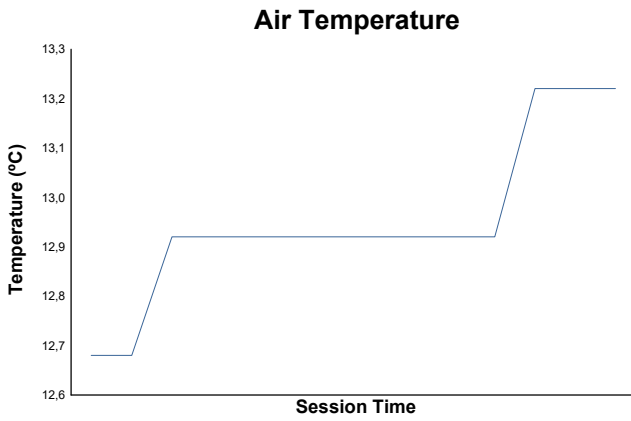


# ROUND 1 - MOTORLAND

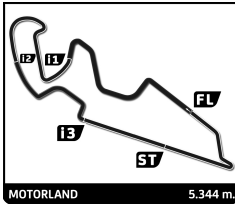
F4Spain

RACE 2

Weather Report



Track Status: **DRY**



# F4Spain

## ROUND 1 - MOTORLAND

### RACE 3 (30 Minutes +1 Lap)

**Amended**

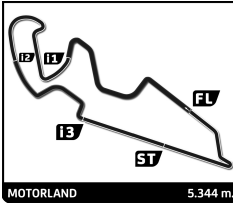
### Final Starting Grid

<b>Vivek KANTHAN</b>	Campos Racing	2	- 17 -		
<b>Nacho TUÑON</b>	Tecnicar by Amtog	17	- 16 -	11	KCL MP Motorsport <b>Reno FRANCO</b>
<b>Francisco MONARCA</b>	Monlau Motorsport	25	- 15 -	15	DXR <b>Edward ROBINSON</b>
2:01.349					2:02.287
<b>Artem SEVERIUKHIN</b>	DXR	57	- 14 -	37	Drivex <b>Filippo FIORENTINO</b>
2:01.010					2:01.086
<b>Emma FELBERMAYR</b>	Rodin Motorsport	55	- 13 -	32	Tecnicar by Amtog <b>Wiktor DOBRZANSKI</b>
2:00.910					2:00.970
<b>Daniel DALLAKYAN</b>	GRS Team	71	- 12 -	24	Rodin Motorsport <b>Kyuhoo LEE</b>
2:00.206					2:00.477
<b>Gino TRAPPA</b>	Drivex	48	- 11 -	41	DXR <b>Stepan SUSLOV</b>
1:59.871					2:00.150
<b>Santino PANETTA</b>	TC Racing	39	- 10 -	27	Monlau Motorsport <b>Alexander JACOBY</b>
1:59.731					1:59.852
<b>Lorenzo CAMPOS</b>	Monlau Motorsport	91	- 9 -	70	GRS Team <b>Aleksandar BOGUNOVIC</b>
1:59.665					1:59.674
<b>Matus RYBA</b>	Griffin Core	19	- 8 -	46	Rodin Motorsport <b>Nathan TYE</b>
1:59.439					1:59.471
<b>Christopher EL FEGHALI</b>	Drivex	33	- 7 -	78	TC Racing <b>Alfio SPINA</b>
1:59.299					1:59.402
<b>Miguel COSTA</b>	Campos Racing	5	- 6 -	77	T-Code by Amtog <b>Andrej PETROVIC</b>
1:59.216					1:59.284
<b>Santiago BAZTARRICA</b>	TC Racing	88	- 5 -	6	T-Code by Amtog <b>Sacha VAN'T PAD BOSCH</b>
1:58.993					1:59.149
<b>Hudson SCHWARTZ</b>	KCL MP Motorsport	1	- 4 -	4	MP Motorsport <b>Ean EYCKMANS</b>
1:58.956					1:58.974
<b>Noah MONTEIRO</b>	Campos Racing	81	- 3 -	22	MP Motorsport <b>Juan COTA</b>
1:58.772					1:58.950
<b>Niklas SCHAUFLE</b>	KCL MP Motorsport	10	- 2 -	9	MP Motorsport <b>René LAMMERS</b>
1:58.353					1:58.489
<b>Thomas STRAUVEN</b>	Griffin Core	99	- 1 -	23	Griffin Core <b>Jan PRZYROWSKI</b>

**Pole**

Published at: 16:55

<b>Stewards:</b>	<b>Pedro VILCHES</b>	<b>Noelia FRANCO</b>	<b>Mario FERNANDES</b>	<b>Timekeeper:</b>	<b>Alberto ESTÉBANEZ</b>



# F4Spain

## ROUND 1 - MOTORLAND

### RACE 3 (30 Minutes + 1 Lap)

### Final Classification

No	Driver	Nat	Team	Car	Cl.	Laps	Total Time	Gap	Kph	Best Lap		
										Lap	Time	Kph
1	23 Jan PRZYROWSKI	POL	Griffin Core	Tatuus F4 T -421		14	<b>32:58.622</b>	-	136.1	13	<b>1:58.499</b>	162.4
2	9 René LAMMERS	NLD	MP Motorsport	Tatuus F4 T -421		14	<b>33:02.125</b>	+3.503	135.9	11	<b>1:58.395</b>	162.5
3	99 Thomas STRAUVEN	BEL	Griffin Core	Tatuus F4 T -421		14	<b>33:02.363</b>	+3.741	135.9	12	<b>1:58.206</b>	162.8
4	10 Niklas SCHAUFLE	AUT	KCL MP Motorsport	Tatuus F4 T -421	R	14	<b>33:04.464</b>	+5.842	135.7	10	<b>1:58.911</b>	161.8
5	77 Andrej PETROVIC	SRB	T-Code by Amtog	Tatuus F4 T -421		14	<b>33:04.703</b>	+6.081	135.7	11	<b>1:58.949</b>	161.7
6	81 Noah MONTEIRO	PRT	Campos Racing	Tatuus F4 T -421	R	14	<b>33:04.727</b>	+6.105	135.7	10	<b>1:58.839</b>	161.9
7	33 Christopher EL FEGHALI	LBN	Drivex	Tatuus F4 T -421	R	14	<b>33:04.993</b>	+6.371	135.7	11	<b>1:58.848</b>	161.9
8	22 Juan COTA	ESP	MP Motorsport	Tatuus F4 T -421		14	<b>33:05.802</b>	+7.180	135.6	11	<b>1:58.523</b>	162.3
9	5 Miguel COSTA	BRA	Campos Racing	Tatuus F4 T -421	R	14	<b>33:06.501</b>	+7.879	135.6	11	<b>1:58.775</b>	162.0
10	48 Gino TRAPPA	ARG	Drivex	Tatuus F4 T -421		14	<b>33:08.153</b>	+9.531	135.5	14	<b>1:58.443</b>	162.4
11	46 Nathan TYE	GBR	Rodin Motorsport	Tatuus F4 T -421		14	<b>33:11.935</b>	+13.313	135.2	12	<b>1:59.054</b>	161.6
12	19 Matus RYBA	SVK	Griffin Core	Tatuus F4 T -421		14	<b>33:14.892</b>	+16.270	135.0	14	<b>1:59.201</b>	161.4
13	39 Santino PANETTA	ARG	TC Racing	Tatuus F4 T -421	R	14	<b>33:15.438</b>	+16.816	135.0	14	<b>1:59.179</b>	161.4
14	4 Ean EYCKMANS	BEL	MP Motorsport	Tatuus F4 T -421	R	14	<b>33:17.293</b>	+18.671	134.9	11	<b>1:58.452</b>	162.4
15	78 Alfio SPINA	ITA	TC Racing	Tatuus F4 T -421		14	<b>33:18.914</b>	+20.292	134.7	12	<b>1:59.591</b>	160.9
16	41 Stepan SUSLOV	SWE	DXR	Tatuus F4 T -421	R	14	<b>33:20.065</b>	+21.443	134.7	12	<b>1:59.688</b>	160.7
17	11 Reno FRANCO	NLD	KCL MP Motorsport	Tatuus F4 T -421		14	<b>33:22.323</b>	+23.701	134.5	13	<b>1:59.609</b>	160.8
18	24 Kyuho LEE	KOR	Rodin Motorsport	Tatuus F4 T -421	R	14	<b>33:23.372</b>	+24.750	134.4	14	<b>1:59.825</b>	160.6
19	32 Wiktor DOBRZANSKI	POL	Tecnicar by Amtog	Tatuus F4 T -421		14	<b>33:23.952</b>	+25.330	134.4	14	<b>1:59.714</b>	160.7
20	71 Daniel DALLAKYAN	ARM	GRS Team	Tatuus F4 T -421	R	14	<b>33:25.837</b>	+27.215	134.3	10	<b>2:00.063</b>	160.2
21	17 Nacho TUÑON	ESP	Tecnicar by Amtog	Tatuus F4 T -421	R	14	<b>33:26.790</b>	+28.168	134.2	9	<b>2:00.125</b>	160.2
22	55 Emma FELBERMAYR	AUT	Rodin Motorsport	Tatuus F4 T -421	R	14	<b>33:26.901</b>	+28.279	134.2	10	<b>1:59.603</b>	160.9
23	37 Filippo FIORENTINO	BRA	Drivex	Tatuus F4 T -421		14	<b>33:27.780</b>	+29.158	134.1	12	<b>1:59.238</b>	161.3
24	70 Aleksandar BOGUNOVIC	SVN	GRS Team	Tatuus F4 T -421	R	14	<b>33:35.557</b>	+36.935	133.6	8	<b>1:59.916</b>	160.4
25	27 Alexander JACOBY	BRA	Monlau Motorsport	Tatuus F4 T -421		14	<b>33:43.483</b>	+44.861	133.1	11	<b>1:59.584</b>	160.9
26	57 Artem SEVERIUKHIN	KGZ	DXR	Tatuus F4 T -421	R	14	<b>33:43.839</b>	+45.217	133.1	10	<b>2:00.634</b>	159.5
27	1 Hudson SCHWARTZ	USA	KCL MP Motorsport	Tatuus F4 T -421		14	<b>34:33.728</b>	+1:35.106	129.9	14	<b>1:58.551</b>	162.3
28	2 Vivek KANTHAN	USA	Campos Racing	Tatuus F4 T -421	R	10	<b>25:17.507</b>	4 Laps	126.8	8	<b>1:59.368</b>	161.2

#### Not classified

25	Francisco MONARCA	ARG	Monlau Motorsport	Tatuus F4 T -421	R	1	<b>25:20.619</b>					
88	Santiago BAZTARRICA	ARG	TC Racing	Tatuus F4 T -421								
6	Sacha VANT PAD BOSCH	NLD	T-Code by Amtog	Tatuus F4 T -421	R							
91	Lorenzo CAMPOS	AGO	Monlau Motorsport	Tatuus F4 T -421	R							
15	Edward ROBINSON	ESP	DXR	Tatuus F4 T -421								

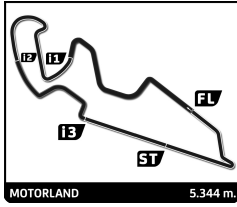
<b>Pole Position:</b>	Thomas STRAUVEN	<b>1:58.353</b>	162.6 Kph
<b>Fastest Lap:</b>	Lap 12 Thomas STRAUVEN	<b>1:58.206</b>	162.8 Kph

CAR #70 - TIME PENALTY OF 5 SECONDS DUE TO TRACK LIMITS  
 CAR #57 - TIME PENALTY OF 5 + 10 SECONDS DUE TO TRACK LIMITS  
 CAR #27 - TIME PENALTY OF 5 + 10 + 15 SECONDS DUE TO TRACK LIMITS  
 CAR #5 - TRACK LIMIT LAP 8 REVOKED - STEWARDS DECISION N°50  
 CAR #4 - TIME PENALTY OF 10 SECONDS - STEWARDS DECISION N°51  
 CAR #1 - DROP OF 5 GRID POSITIONS IN THE NEXT RACE THE DRIVER PARTICIPATES - STEWARDS DECISION N°53  
 CAR #99 - TIME PENALTY OF 5 SECONDS - STEWARDS DECISION N°54  
 CAR #9 - TIME PENALTY OF 5 SECONDS - STEWARDS DECISION N°55  
 CAR #2 - DROP OF 7 GRID POSITIONS IN THE NEXT RACE THE DRIVER PARTICIPATES - STEWARDS DECISION N°56  
 CAR #27 - TRACK LIMIT LAP 7 REVOKED - STEWARDS DECISION N°57  
 CAR #37 - TIME PENALTY OF 10 SECONDS - STEWARDS DECISION N°58

Published at: .....**21:05**.....

Track Status: **DRY**

<b>Stewards:</b>				<b>Timekeeper:</b>	
------------------	--	--	--	--------------------	--



# F4Spain

## ROUND 1 - MOTORLAND

### RACE 3 (30 Minutes + 1 Lap)

### Final Classification by Class

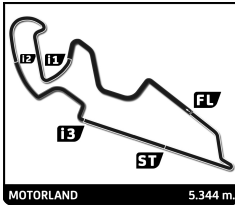
No	Driver	Nat	Team	Car	Laps	Total Time	Gap	Kph	Best Lap			
									Lap	Time	Kph	
<b>R</b>												
1	10 Niklas SCHAUFLER	AUT	KCL MP Motorsport	Tatuus F4 T -421	14	<b>33:04.464</b>		135.7	10	<b>1:58.911</b>	161.8	
2	81 Noah MONTEIRO	PRT	Campos Racing	Tatuus F4 T -421	14	<b>33:04.727</b>	+0.263	135.7	10	<b>1:58.839</b>	161.9	
3	33 Christopher EL FEGHALI	LBN	Drivex	Tatuus F4 T -421	14	<b>33:04.993</b>	+0.529	135.7	11	<b>1:58.848</b>	161.9	
4	5 Miguel COSTA	BRA	Campos Racing	Tatuus F4 T -421	14	<b>33:06.501</b>	+2.037	135.6	11	<b>1:58.775</b>	162.0	
5	39 Santino PANETTA	ARG	TC Racing	Tatuus F4 T -421	14	<b>33:15.438</b>	+10.974	135.0	14	<b>1:59.179</b>	161.4	
6	4 Ean EYCKMANS	BEL	MP Motorsport	Tatuus F4 T -421	14	<b>33:17.293</b>	+12.829	134.9	11	<b>1:58.452</b>	162.4	
7	41 Stepan SUSLOV	SWE	DXR	Tatuus F4 T -421	14	<b>33:20.065</b>	+15.601	134.7	12	<b>1:59.688</b>	160.7	
8	24 Kyuho LEE	KOR	Rodin Motorsport	Tatuus F4 T -421	14	<b>33:23.372</b>	+18.908	134.4	14	<b>1:59.825</b>	160.6	
9	71 Daniel DALLAKYAN	ARM	GRS Team	Tatuus F4 T -421	14	<b>33:25.837</b>	+21.373	134.3	10	<b>2:00.063</b>	160.2	
10	17 Nacho TUÑON	ESP	Tecnicar by Amtog	Tatuus F4 T -421	14	<b>33:26.790</b>	+22.326	134.2	9	<b>2:00.125</b>	160.2	
11	55 Emma FELBERMAYR	AUT	Rodin Motorsport	Tatuus F4 T -421	14	<b>33:26.901</b>	+22.437	134.2	10	<b>1:59.603</b>	160.9	
12	70 Aleksandar BOGUNOVIC	SVN	GRS Team	Tatuus F4 T -421	14	<b>33:35.557</b>	+31.093	133.6	8	<b>1:59.916</b>	160.4	
13	57 Artem SEVERIUKHIN	KGZ	DXR	Tatuus F4 T -421	14	<b>33:43.839</b>	+39.375	133.1	10	<b>2:00.634</b>	159.5	
14	2 Vivek KANTHAN	USA	Campos Racing	Tatuus F4 T -421	10	<b>25:17.507</b>	4 Laps	126.8	8	<b>1:59.368</b>	161.2	
<b>Not classified</b>												
25	Francisco MONARCA	ARG	Monlau Motorsport	Tatuus F4 T -421	1	<b>25:20.619</b>	13 Laps					
6	Sacha VAN T PAD BOSCH	NLD	T-Code by Amtog	Tatuus F4 T -421			14 Laps					
91	Lorenzo CAMPOS	AGO	Monlau Motorsport	Tatuus F4 T -421			14 Laps					

CAR #70 - TIME PENALTY OF 5 SECONDS DUE TO TRACK LIMITS  
 CAR #57 - TIME PENALTY OF 5 + 10 SECONDS DUE TO TRACK LIMITS  
 CAR #27 - TIME PENALTY OF 5 + 10 + 15 SECONDS DUE TO TRACK LIMITS  
 CAR #5 - TRACK LIMIT LAP 8 REVOKED - STEWARDS DECISION N°50  
 CAR #4 - TIME PENALTY OF 10 SECONDS - STEWARDS DECISION N°51  
 CAR #1 - DROP OF 5 GRID POSITIONS IN THE NEXT RACE THE DRIVER PARTICIPATES - STEWARDS DECISION N°53  
 CAR #99 - TIME PENALTY OF 5 SECONDS - STEWARDS DECISION N°54  
 CAR #9 - TIME PENALTY OF 5 SECONDS - STEWARDS DECISION N°55  
 CAR #2 - DROP OF 7 GRID POSITIONS IN THE NEXT RACE THE DRIVER PARTICIPATES - STEWARDS DECISION N°56  
 CAR #27 - TRACK LIMIT LAP 7 REVOKED - STEWARDS DECISION N°57  
 CAR #37 - TIME PENALTY OF 10 SECONDS - STEWARDS DECISION N°58

Published at: .....21:05.....

Track Status: **DRY**

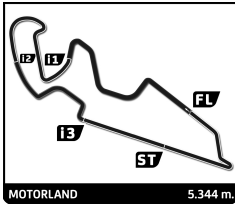
<b>Stewards:</b>   	<b>Timekeeper:</b> Alberto ESTÉBANEZ 
------------------------------	---



## F4Spain ROUND 1 - MOTORLAND RACE 3

### Best Sector Times

Sector 1			Sector 2			Sector 3			Sector 4			Pos	No	Ideal Lap	Best Lap	
Pos	No	Driver	Time	No	Driver	Time	No	Driver	Time	No	Driver					Time
1	1	H.SCHWARTZ	30.306	4	E.EYCKMANS	30.789	9	R.LAMMERS	19.743	99	T.STRAUVEN	37.016	1	99	1:58.087	1:58.206 (1)
2	9	R.LAMMERS	30.311	22	J.COTA	30.838	48	G.TRAPPA	19.755	81	N.MONTEIRO	37.095	2	9	1:58.087	1:58.395 (2)
3	23	J.PRZYROWSKI	30.405	5	M.COSTA	30.849	4	E.EYCKMANS	19.758	10	N.SCHAUFLE	37.128	3	23	1:58.258	1:58.499 (5)
4	48	G.TRAPPA	30.408	99	T.STRAUVEN	30.850	23	J.PRZYROWSKI	19.770	2	V.KANTHAN	37.139	4	48	1:58.341	1:58.443 (3)
5	99	T.STRAUVEN	30.425	23	J.PRZYROWSKI	30.869	5	M.COSTA	19.775	9	R.LAMMERS	37.155	5	1	1:58.392	1:58.551 (7)
6	10	N.SCHAUFLE	30.506	9	R.LAMMERS	30.878	22	J.COTA	19.795	33	C.EL FEGHALI	37.179	6	4	1:58.392	1:58.452 (4)
7	46	N.TYE	30.527	48	G.TRAPPA	30.943	99	T.STRAUVEN	19.796	39	S.PANETTA	37.180	7	22	1:58.406	1:58.523 (6)
8	22	J.COTA	30.543	1	H.SCHWARTZ	30.947	33	C.EL FEGHALI	19.838	77	A.PETROVIC	37.203	8	5	1:58.471	1:58.775 (8)
9	4	E.EYCKMANS	30.548	46	N.TYE	30.977	1	H.SCHWARTZ	19.841	23	J.PRZYROWSKI	37.214	9	10	1:58.545	1:58.911 (11)
10	81	N.MONTEIRO	30.584	37	F.FIORENTINO	31.005	81	N.MONTEIRO	19.868	5	M.COSTA	37.224	10	81	1:58.625	1:58.839 (9)
11	77	A.PETROVIC	30.610	39	S.PANETTA	31.025	10	N.SCHAUFLE	19.872	22	J.COTA	37.230	11	33	1:58.759	1:58.848 (10)
12	19	M.RYBA	30.620	33	C.EL FEGHALI	31.030	32	W.DOBRZANSKI	19.926	48	G.TRAPPA	37.235	12	46	1:58.792	1:59.054 (13)
13	5	M.COSTA	30.623	10	N.SCHAUFLE	31.039	46	N.TYE	19.937	37	F.FIORENTINO	37.249	13	77	1:58.820	1:58.949 (12)
14	39	S.PANETTA	30.633	78	A.SPINA	31.042	19	M.RYBA	19.938	27	A.JACOBY	37.268	14	37	1:58.909	1:59.238 (16)
15	37	F.FIORENTINO	30.685	77	A.PETROVIC	31.044	77	A.PETROVIC	19.963	4	E.EYCKMANS	37.297	15	19	1:58.958	1:59.201 (15)
16	2	V.KANTHAN	30.703	81	N.MONTEIRO	31.078	17	N.TUÑON	19.969	1	H.SCHWARTZ	37.298	16	39	1:58.966	1:59.179 (14)
17	17	N.TUÑON	30.710	19	M.RYBA	31.097	37	F.FIORENTINO	19.970	19	M.RYBA	37.303	17	2	1:59.079	1:59.368 (17)
18	55	E.FELBERMAYR	30.712	41	S.SUSLOV	31.115	55	E.FELBERMAYR	20.002	46	N.TYE	37.351	18	27	1:59.236	1:59.584 (18)
19	33	C.EL FEGHALI	30.712	27	A.JACOBY	31.130	41	S.SUSLOV	20.005	32	W.DOBRZANSKI	37.394	19	32	1:59.332	1:59.714 (23)
20	24	K.LEE	30.724	11	R.FRANCOT	31.135	27	A.JACOBY	20.040	71	D.DALLAKYAN	37.403	20	55	1:59.336	1:59.603 (20)
21	32	W.DOBRZANSKI	30.781	2	V.KANTHAN	31.177	24	K.LEE	20.045	70	A.BOGUNOVIC	37.429	21	41	1:59.361	1:59.688 (22)
22	41	S.SUSLOV	30.787	24	K.LEE	31.188	11	R.FRANCOT	20.055	55	E.FELBERMAYR	37.431	22	17	1:59.396	2:00.125 (27)
23	27	A.JACOBY	30.798	55	E.FELBERMAYR	31.191	2	V.KANTHAN	20.060	41	S.SUSLOV	37.454	23	78	1:59.467	1:59.591 (19)
24	78	A.SPINA	30.798	17	N.TUÑON	31.222	70	A.BOGUNOVIC	20.065	17	N.TUÑON	37.495	24	11	1:59.526	1:59.609 (21)
25	11	R.FRANCOT	30.804	32	W.DOBRZANSKI	31.231	39	S.PANETTA	20.128	78	A.SPINA	37.497	25	24	1:59.585	1:59.825 (24)
26	70	A.BOGUNOVIC	30.955	70	A.BOGUNOVIC	31.330	78	A.SPINA	20.130	11	R.FRANCOT	37.532	26	70	1:59.779	1:59.916 (25)
27	71	D.DALLAKYAN	30.986	57	A.SEVERIUKHIN	31.339	57	A.SEVERIUKHIN	20.166	24	K.LEE	37.628	27	71	1:59.957	2:00.063 (26)
28	57	A.SEVERIUKHIN	31.077	71	D.DALLAKYAN	31.363	71	D.DALLAKYAN	20.205	57	A.SEVERIUKHIN	37.706	28	57	2:00.288	2:00.634 (28)

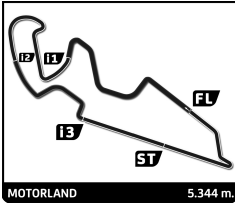


## F4Spain ROUND 1 - MOTORLAND RACE 3

### Best Top Speed

No Driver	Team	Class	Top 1		Top 2		Top 3		Top 4		Top 5		Avg
			Kph	Lap	Kph	Lap	Kph	Lap	Kph	Lap	Kph	Lap	
17 Nacho TUÑÓN	Tecnicar by Amtog	R	240.0	6	235.8	14	235.8	11	235.3	5	234.8	13	236,3
77 Andrej PETROVIC	T-Code by Amtog		237.9	11	236.8	14	234.3	5	233.8	13	233.8	7	235,3
11 Reno FRANCO	KCL MP Motorsport		237.4	6	236.8	10	234.8	5	233.3	7	232.8	14	235,0
19 Matus RYBA	Griffin Core		237.4	9	233.3	5	231.3	14	231.3	13	231.3	10	232,9
33 Christopher EL FEGHALI	Drivex	R	237.4	6	235.8	14	235.8	12	235.8	7	235.3	5	236,0
55 Emma FELBERMAYR	Rodin Motorsport	R	237.4	11	236.8	14	235.3	5	234.8	12	234.8	6	235,8
81 Noah MONTEIRO	Campos Racing	R	237.4	11	237.4	14	235.3	6	233.3	10	233.3	8	235,3
1 Hudson SCHWARTZ	KCL MP Motorsport		236.8	5	232.8	14	232.3	13	231.3	12	231.3	10	232,9
32 Wiktor DOBRZANSKI	Tecnicar by Amtog		236.8	8	235.8	6	234.8	5	233.8	11	233.3	12	234,9
39 Santino PANETTA	TC Racing	R	236.8	9	236.3	14	236.3	5	235.3	6	234.8	10	235,9
71 Daniel DALLAKYAN	GRS Team	R	236.8	9	236.3	8	234.8	14	234.8	11	234.8	10	235,5
4 Ean EYCKMANS	MP Motorsport	R	236.3	13	235.8	14	235.8	7	235.8	5	234.8	12	235,7
22 Juan COTA	MP Motorsport		236.3	5	235.3	13	234.8	7	234.8	6	234.3	14	235,1
37 Filippo FIORENTINO	Drivex		236.3	6	236.3	13	235.8	5	235.3	7	233.8	12	235,5
2 Vivek KANTHAN	Campos Racing	R	235.8	5	235.3	9	235.3	10	233.3	7	232.3	6	234,4
5 Miguel COSTA	Campos Racing	R	235.8	7	235.8	6	235.8	11	234.8	14	234.3	12	235,3
27 Alexander JACOBY	Monlau Motorsport		235.8	14	235.3	5	234.3	13	232.3	6	231.8	12	233,9
41 Stepan SUSLOV	DXR	R	235.8	6	235.8	9	234.3	5	233.8	14	233.8	8	234,7
46 Nathan TYE	Rodin Motorsport		235.8	6	233.3	5	232.8	8	232.8	7	232.3	14	233,4
48 Gino TRAPPA	Drivex		235.8	8	234.8	14	234.8	9	233.8	10	233.8	6	234,6
10 Niklas SCHAUFLER	KCL MP Motorsport	R	235.3	5	235.3	6	234.3	13	232.3	12	232.3	8	233,9
23 Jan PRZYROWSKI	Griffin Core		235.3	8	235.3	5	235.3	11	233.8	6	233.3	10	234,6
70 Aleksandar BOGUNOVIC	GRS Team	R	235.3	6	235.3	11	234.3	14	234.3	9	234.3	5	234,7
78 Alfio SPINA	TC Racing		235.3	14	232.8	10	232.8	6	232.3	12	232.3	8	233,1
99 Thomas STRAUVEN	Griffin Core		235.3	6	235.3	14	234.8	13	234.8	11	234.3	9	234,9
9 René LAMMERS	MP Motorsport		234.8	5	232.8	14	232.3	10	232.3	6	231.8	13	232,8
57 Artem SEVERIUKHIN	DXR	R	234.8	6	234.3	12	234.3	9	232.8	11	232.8	5	233,8
24 Kyuho LEE	Rodin Motorsport	R	234.3	5	234.3	8	233.8	10	232.8	14	232.8	11	233,6
6 Sacha VAN'T PAD BOSCH	T-Code by Amtog	R											
15 Edward ROBINSON	DXR												
25 Francisco MONARCA	Monlau Motorsport	R											
88 Santiago BAZTARRICA	TC Racing												
91 Lorenzo CAMPOS	Monlau Motorsport	R											





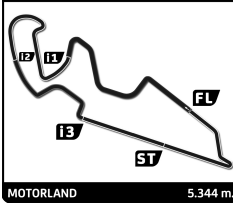
# F4Spain

## ROUND 1 - MOTORLAND

### RACE 3

### Lap Chart

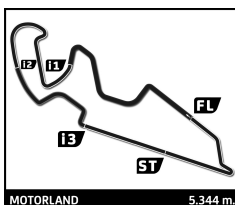
No	Pos	Grid	Lap													
			1	2	3	4	5	6	7	8	9	10	11	12	13	14
99	1	99	99	99	99	99	9	9	9	9	9	9	9	9	9	
23	2	23	9	9	9	9	99	99	99	99	99	99	99	99	99	
10	3	10	10	10	10	10	10	23	23	23	23	23	23	23	23	
9	4	9	23	23	23	23	23	10	10	10	10	81	81	81	10	
81	5	81	81	81	81	81	81	81	81	81	81	10	10	10	77	
22	6	22	4	4	4	4	4	77	77	77	77	77	77	77	81	
1	7	1	77	77	77	77	77	33	33	33	33	33	33	33	33	
4	8	4	33	33	33	33	33	4	46	22	22	22	22	22	22	
88	9	88	46	46	46	46	46	46	5	5	5	5	5	5	5	
6	10	6	5	5	5	5	5	5	4	19	4	4	4	4	4	
5	11	5	19	19	19	19	22	22	22	4	48	48	48	48	48	
77	12	77	22	22	22	22	19	19	19	48	46	46	46	46	46	
33	13	33	1	1	1	1	1	48	48	46	19	19	19	19	19	
78	14	78	78	78	78	78	48	78	78	78	39	39	39	39	39	
19	15	19	48	48	48	48	78	39	39	39	78	78	78	78	37	
46	16	46	70	70	70	70	70	70	70	41	2	37	37	37	78	
91	17	91	39	39	39	39	39	41	41	41	70	41	41	41	41	
70	18	70	41	41	41	41	41	24	24	2	2	37	11	11	11	
39	19	39	27	27	27	27	27	27	2	37	37	24	24	24	24	
27	20	27	24	24	24	24	24	2	37	24	24	11	32	32	32	
48	21	48	32	32	32	32	32	37	32	11	11	70	71	17	71	
41	22	41	71	71	71	71	71	32	11	32	32	32	17	71	17	
71	23	71	37	37	37	37	2	11	71	71	71	71	70	55	55	
24	24	24	2	2	2	2	37	71	55	17	17	55	55	57	27	
55	25	55	55	55	55	55	11	55	17	55	55	55	57	57	70	
32	26	32	17	17	17	17	55	17	57	57	57	57	27	27	70	
57	27	57	57	11	11	11	17	57	27	27	27	27	1	1	1	
37	28	37	11	57	57	57	1	1	1	1	1	1	1	1	1	
25	29	25	25													
15	30	15														
17	31	17														
11	32	11														
2	33	2														



## F4Spain ROUND 1 - MOTORLAND RACE 3

### Fastest Lap Sequence

Elapsed	No Driver	Team	Car	Class	Time	Kph	Lap
15:06.170	<b>9 René LAMMERS</b>	MP Motorsport	Tatuus F4 T -421		<b>2:00.568</b>	159.6	5
15:08.718	<b>33 Christopher EL FEGHALI</b>	Drivex	Tatuus F4 T -421	R	<b>2:00.487</b>	159.7	5
17:08.298	<b>81 Noah MONTEIRO</b>	Campos Racing	Tatuus F4 T -421	R	<b>2:00.345</b>	159.9	6
17:09.790	<b>46 Nathan TYE</b>	Rodin Motorsport	Tatuus F4 T -421		<b>2:00.287</b>	159.9	6
19:07.008	<b>9 René LAMMERS</b>	MP Motorsport	Tatuus F4 T -421		<b>1:59.914</b>	160.4	7
19:13.965	<b>48 Gino TRAPPA</b>	Drivex	Tatuus F4 T -421		<b>1:59.669</b>	160.8	7
21:05.873	<b>9 René LAMMERS</b>	MP Motorsport	Tatuus F4 T -421		<b>1:58.865</b>	161.9	8
25:03.355	<b>9 René LAMMERS</b>	MP Motorsport	Tatuus F4 T -421		<b>1:58.570</b>	162.3	10
27:01.750	<b>9 René LAMMERS</b>	MP Motorsport	Tatuus F4 T -421		<b>1:58.395</b>	162.5	11
29:00.559	<b>99 Thomas STRAUVEN</b>	Griffin Core	Tatuus F4 T -421		<b>1:58.206</b>	162.8	12



# F4Spain

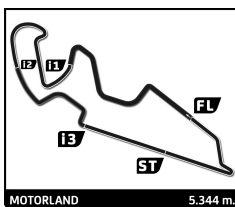
## ROUND 1 - MOTORLAND

### RACE 3

Analysis by lap

Lapped ■

No	Lap Time	Gap	No	Lap Time	Gap	No	Lap Time	Gap	No	Lap Time	Gap	No	Lap Time	Gap
<b>Lap 1</b>														
99	2:38.510	0.000	17	3:30.744	49.692	71	3:00.828	10.014	24	2:01.745	10.226	78	2:00.102	9.265
9	2:39.776	1.266	11	3:28.447	51.037	37	2:58.493	10.248	27	2:03.227	11.150	39	1:59.986	9.626
10	2:41.249	2.739	57	3:32.434	53.014	2	2:56.995	10.752	2	2:01.384	11.338	70	1:59.916	10.275
23	2:43.009	4.499	<b>Lap 3</b>			55	2:55.987	11.358	37	2:01.339	11.839	41	2:00.114	10.895
81	2:44.920	6.410	99	3:27.257		17	2:55.144	11.761	32	2:02.924	12.082	2	1:59.368	11.964
4	2:46.928	8.418	9	3:27.027	0.942	11	2:54.067	11.954	11	2:01.445	12.704	37	1:59.829	12.959
77	2:48.434	9.924	10	3:27.110	2.161	57	2:53.651	12.635	71	2:03.275	12.868	24	2:01.819	13.624
33	2:51.134	12.624	23	3:26.610	3.019	<b>Lap 5</b>			55	2:02.008	13.552	11	2:00.289	14.987
46	2:54.095	15.585	81	3:26.086	4.221	9	2:00.568		17	2:01.788	13.739	32	2:00.970	15.308
5	2:55.466	16.956	4	3:26.019	5.817	99	2:01.064	0.077	57	2:01.728	14.221	71	2:00.554	15.792
19	2:56.758	18.248	77	3:26.503	8.142	10	2:00.872	0.593	1	2:26.044	31.809	17	2:01.067	17.364
22	2:58.605	20.095	33	3:25.909	10.369	23	2:00.719	0.886	<b>Lap 7</b>			55	2:01.383	17.613
1	3:00.307	21.797	46	3:26.422	12.222	81	2:01.128	1.783	9	1:59.914		57	2:00.864	17.961
78	3:02.805	24.295	5	3:26.555	13.772	4	2:00.942	2.096	99	1:59.984	0.414	27	2:01.116	24.239
48	3:04.935	26.425	19	3:26.207	14.958	77	2:00.661	2.266	23	2:00.062	0.623	1	2:00.024	1:34.564
70	3:07.011	28.501	22	3:26.182	16.982	33	2:00.487	2.548	10	2:00.456	1.254	<b>Lap 9</b>		
39	3:09.419	30.909	1	3:26.994	21.915	46	2:00.601	3.333	81	2:00.681	1.971	9	1:58.912	
41	3:10.971	32.461	78	3:25.374	23.412	5	2:00.628	3.739	77	2:00.687	2.515	99	1:58.836	0.346
27	3:12.985	34.475	48	3:24.965	25.159	22	2:00.756	4.825	33	2:00.536	2.811	23	1:58.740	0.910
24	3:15.162	36.652	70	3:25.177	28.342	19	2:02.777	6.349	46	2:00.869	3.651	10	1:59.143	2.133
32	3:17.381	38.871	39	3:24.631	30.180	1	2:02.131	6.689	5	2:00.704	3.777	81	1:59.194	2.501
71	3:19.101	40.591	41	3:24.429	31.177	48	2:01.388	6.732	4	2:01.332	3.898	77	1:59.075	3.171
37	3:20.847	42.337	27	3:25.365	33.606	78	2:01.924	6.979	22	2:00.551	4.259	33	1:58.929	3.689
2	3:23.459	44.949	24	3:25.128	35.200	70	2:01.498	7.510	19	2:00.005	6.070	22	1:59.054	6.175
55	3:25.508	46.998	32	3:24.120	36.876	39	2:01.356	7.883	48	1:59.669	6.957	5	1:59.796	7.071
17	3:27.661	49.151	71	3:23.909	38.399	41	2:01.600	8.651	78	2:00.140	8.028	4	1:59.755	8.701
57	3:29.293	50.783	37	3:24.511	40.968	27	2:01.443	8.847	39	2:00.240	8.505	48	2:00.369	9.551
11	3:31.303	52.793	2	3:24.108	42.970	24	2:01.455	9.405	70	2:00.617	9.224	46	2:00.842	10.701
<b>Lap 2</b>			55	3:24.063	44.584	32	2:01.367	10.082	41	2:00.495	9.646	19	2:01.883	10.796
99	3:30.203		17	3:23.395	45.830	71	2:01.490	10.517	24	2:00.358	10.670	39	2:00.775	11.489
9	3:30.109	1.172	11	3:23.320	47.100	2	2:01.113	10.878	2	2:00.037	11.461	78	2:01.232	11.585
10	3:29.772	2.308	57	3:22.440	48.197	37	2:02.163	11.424	37	2:00.070	11.995	41	2:00.165	12.148
23	3:29.370	3.666	<b>Lap 4</b>			11	2:01.216	12.183	32	2:01.035	13.203	70	2:00.830	12.193
81	3:29.185	5.392	99	3:29.213		55	2:02.097	12.468	11	2:00.773	13.563	2	1:59.176	12.228
4	3:28.840	7.055	9	3:28.690	0.419	17	2:02.101	12.875	71	2:01.149	14.103	37	1:59.756	13.803
77	3:29.175	8.896	10	3:27.760	0.708	57	2:01.769	13.417	55	2:01.457	15.095	24	2:00.141	14.853
33	3:29.296	11.717	23	3:27.348	1.154	<b>Lap 6</b>			17	2:01.337	15.162	11	1:59.709	15.784
46	3:27.675	13.057	81	3:26.634	1.642	9	2:00.924		57	2:01.655	15.962	32	2:00.166	16.562
5	3:27.721	14.474	4	3:25.537	2.141	99	2:01.191	0.344	27	2:10.752	21.988	71	2:00.177	17.057
19	3:27.963	16.008	77	3:23.663	2.592	23	2:00.513	0.475	1	3:01.510	1:33.405	17	2:00.125	18.577
22	3:28.165	18.057	33	3:21.892	3.048	10	2:01.043	0.712	<b>Lap 8</b>			55	2:00.542	19.243
1	3:30.584	22.178	46	3:20.710	3.719	81	2:00.345	1.204	9	1:58.865		57	2:00.792	19.841
78	3:31.203	25.295	5	3:19.539	4.098	77	2:00.400	1.742	99	1:58.873	0.422	27	1:59.946	25.273
48	3:31.229	27.451	19	3:18.814	4.559	33	2:00.565	2.189	23	1:59.324	1.082	1	1:59.114	1:34.766
70	3:32.124	30.422	22	3:17.287	5.056	4	2:01.308	2.480	10	1:59.513	1.902	<b>Lap 10</b>		
39	3:32.100	32.806	1	3:12.843	5.545	46	2:00.287	2.696	81	1:59.113	2.219	9	1:58.570	
41	3:31.747	34.005	78	3:11.843	6.042	5	2:00.172	2.987	77	1:59.358	3.008	99	1:58.589	0.365
27	3:31.226	35.498	48	3:10.385	6.331	22	1:59.721	3.622	33	1:59.726	3.672	23	1:58.735	1.075
24	3:30.880	37.329	70	3:07.870	6.999	19	2:00.554	5.979	22	2:00.639	6.033	10	1:58.911	2.474
32	3:31.345	40.013	39	3:06.547	7.514	48	2:01.394	7.202	5	2:01.275	6.187	81	1:58.839	2.770
71	3:31.359	41.747	41	3:06.074	8.038	78	2:01.747	7.802	19	2:00.620	7.825	77	1:58.837	3.438
37	3:31.580	43.714	27	3:03.998	8.391	39	2:01.220	8.179	4	2:02.825	7.858	33	1:59.022	4.141
2	3:31.373	46.119	24	3:02.950	8.937	70	2:01.935	8.521	48	2:00.002	8.094	22	1:58.595	6.200
55	3:30.983	47.778	32	3:02.039	9.702	41	2:01.338	9.065	46	2:03.985	8.771	5	1:59.096	7.597



# F4Spain

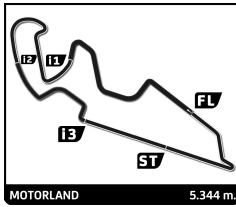
## ROUND 1 - MOTORLAND

### RACE 3

#### Analysis by lap

Lapped ■

No	Lap Time	Gap	No	Lap Time	Gap	No	Lap Time	Gap	No	Lap Time	Gap	No	Lap Time	Gap
4	1:58.680	8.811	77	2:00.488	6.137	10	1:59.994	7.339						
48	1:58.923	9.904	33	2:00.157	6.408	77	1:59.418	7.578						
46	1:59.856	11.987	22	1:58.900	6.885	81	2:00.799	7.602						
19	2:01.310	13.536	5	1:59.013	8.647	33	1:59.039	7.868						
39	2:00.762	13.681	4	1:58.763	9.288	22	1:58.863	8.677						
78	2:01.042	14.057	48	1:58.725	10.797	5	1:58.891	9.376						
2	2:00.494	14.152	46	1:59.054	13.414	4	1:59.166	10.168						
41	2:01.714	15.292	19	1:59.490	16.359	48	1:58.443	11.028						
37	2:00.626	15.859	39	1:59.341	16.775	46	1:59.378	14.810						
24	2:00.780	17.063	78	1:59.591	17.895	19	1:59.201	17.767						
11	1:59.888	17.102	37	1:59.238	18.302	39	1:59.179	18.313						
25	25:20.619	9 Laps	41	1:59.688	20.287	37	1:59.486	20.655						
70	2:03.827	17.450	11	1:59.956	22.798	78	2:00.701	21.789						
32	1:59.855	17.847	24	1:59.967	23.594	41	1:59.714	22.940						
71	2:00.063	18.550	32	1:59.937	23.988	11	1:59.823	25.198						
17	1:59.333	19.340	17	2:00.349	25.065	24	1:59.825	26.247						
55	1:59.603	20.276	71	2:00.963	25.213	32	1:59.714	26.827						
57	2:00.634	21.905	70	2:00.686	25.679	71	2:00.361	28.712						
27	1:59.852	26.555	55	2:00.579	25.763	17	2:00.768	29.665						
1	1:58.933	1:35.129	57	2:00.510	26.336	55	2:00.271	29.776						
Lap 11			27	1:59.247	28.648	27	1:59.831	31.358						
9	1:58.395		1	1:58.778	1:36.304	57	2:00.841	31.714						
99	1:58.633	0.603	Lap 13			70	2:02.029	33.432						
23	1:58.515	1.195	9	1:58.263		1	1:58.551	1:36.603						
81	1:59.234	3.609	99	1:58.244	0.447									
10	1:59.543	3.622	23	1:58.499	1.691									
77	1:58.949	3.992	81	1:58.940	5.572									
33	1:58.848	4.594	10	1:58.672	6.114									
22	1:58.523	6.328	77	1:59.055	6.929									
5	1:58.775	7.977	33	1:59.453	7.598									
4	1:58.452	8.868	22	1:59.961	8.583									
48	1:58.906	10.415	5	1:58.870	9.254									
46	1:59.111	12.703	4	1:58.746	9.771									
19	2:00.071	15.212	48	1:58.820	11.354									
39	2:00.491	15.777	46	1:59.050	14.201									
78	2:00.985	16.647	19	1:59.239	17.335									
37	1:59.943	17.407	39	1:59.391	17.903									
41	2:02.045	18.942	78	2:00.225	19.857									
11	2:02.478	21.185	37	1:59.899	19.938									
24	2:03.302	21.970	41	1:59.971	21.995									
32	2:02.942	22.394	11	1:59.609	24.144									
71	2:02.438	22.593	24	1:59.860	25.191									
17	2:02.114	23.059	32	2:00.157	25.882									
70	2:04.281	23.336	71	2:00.170	27.120									
55	2:01.646	23.527	17	2:00.864	27.666									
57	2:00.659	24.169	55	2:00.774	28.274									
27	1:59.584	27.744	57	2:01.569	29.642									
1	1:59.135	1:35.869	70	2:02.756	30.172									
Lap 12			27	1:59.911	30.296									
9	1:58.343		1	1:58.780	1:36.821									
99	1:58.206	0.466	Lap 14											
23	1:58.603	1.455	9	1:58.769										
81	1:59.629	4.895	99	1:58.560	0.238									
10	2:00.426	5.705	23	1:58.575	1.497									

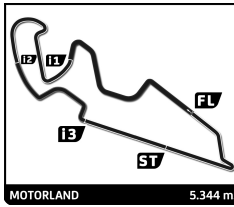


# F4Spain ROUND 1 - MOTORLAND RACE 3

## Sector Analysis

— Invalidated Lap   ■ Personal Best   ■ Session Best   B Crossing the pit lane

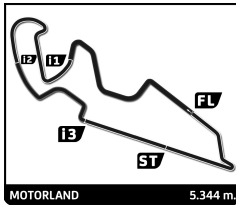
Lap	Time	Sector 1	Sector 2	Sector 3	Sector 4	T.Spд	Lap	Time	Sector 1	Sector 2	Sector 3	Sector 4	T.Spд		
<b>1 Hudson SCHWARTZ</b> USA															
KCL MP Motorsport Tatuus F4 T -421															
1	3:00.307	B	37.601	39.015	25.863	1:17.828	192.2								
2	3:30.584	B	1:05.648	34.279	29.689	1:20.968	142.5	8	2:01.275	31.954	31.206	20.054	38.061	231.3	
3	3:26.994	B	1:00.358	36.189	30.527	1:19.920	161.4	9	1:59.796	31.136	31.203	19.970	37.487	231.8	
4	3:12.843		57.259	40.750	32.836	1:01.998	90.2	10	1:59.096	30.782	30.963	19.913	37.438	231.8	
5	2:02.131		31.287	31.400	20.294	39.150	236.8	11	1:58.775	30.712	30.849	19.775	37.439	235.8	
6	2:26.044	B	31.318	31.621	24.610	58.495	216.0	12	1:59.013	30.691	31.023	19.912	37.387	234.3	
7	3:01.510		1:31.415	31.881	20.315	37.899	229.8	13	1:58.870	30.623	30.986	19.855	37.406	233.8	
8	2:00.024		30.937	31.285	20.132	37.670	231.3	14	1:58.891	30.664	31.072	19.931	37.224	234.8	
9	1:59.114		30.618	30.999	19.904	37.593	231.3								
10	1:58.933		30.619	31.084	19.867	37.363	231.3	<b>9 René LAMMERS</b> NLD							
11	1:59.135		30.591	31.158	19.853	37.533	230.8	MP Motorsport Tatuus F4 T -421							
12	1:58.778		30.306	31.132	19.920	37.420	231.3	1	2:39.776	B	33.482	34.679	26.370	1:05.245	201.5
13	1:58.780		30.476	30.985	19.954	37.365	232.3	2	3:30.109	B	1:07.953	44.135	29.528	1:08.493	126.5
14	1:58.551		30.465	30.947	19.841	37.298	232.8	3	3:27.027	B	1:05.052	44.125	31.022	1:06.828	146.3
<b>2 Vivek KANTHAN</b> USA															
Campos Racing Tatuus F4 T -421															
1	3:23.459	B	40.215	45.766	24.652	1:32.826	130.8	4	3:28.690		1:05.878	44.757	33.062	1:04.993	67.1
2	3:31.373	B	58.966	32.275	23.888	1:36.244	146.9	5	2:00.568		31.261	31.476	20.197	37.634	234.8
3	3:24.108	B	56.918	32.014	26.087	1:29.089	152.5	6	2:00.924		31.163	31.711	20.092	37.958	232.3
4	2:56.995		54.876	33.399	30.976	57.744	82.1	7	1:59.914		30.833	31.379	20.017	37.685	230.8
5	2:01.113		31.204	31.718	20.505	37.686	235.8	8	1:58.865		30.620	31.072	19.841	37.332	231.8
6	2:01.384		31.175	31.462	20.970	37.777	232.3	9	1:58.912		30.557	31.071	19.913	37.371	231.3
7	2:00.037		31.264	31.372	20.060	37.341	233.3	10	1:58.570		30.502	31.000	19.782	37.286	232.3
8	1:59.368		30.703	31.232	20.294	37.139	232.3	11	1:58.395		30.438	30.939	19.784	37.234	231.8
9	1:59.176		30.701	31.177	20.123	37.175	235.3	12	1:58.343		30.400	30.958	19.830	37.155	231.8
10	2:00.494		31.226	31.323	20.516	37.429	235.3	13	1:58.263		30.482	30.878	19.743	37.160	231.8
								14	1:58.769		30.311	31.041	19.808	37.609	232.8
<b>4 Ean EYCKMANS</b> BEL															
MP Motorsport Tatuus F4 T -421															
1	2:46.928	B	35.102	35.953	26.051	1:09.822	219.1	<b>10 Niklas SCHAUFLE</b> AUT							
2	3:28.840	B	1:03.174	44.517	29.101	1:12.048	141.5	KCL MP Motorsport Tatuus F4 T -421							
3	3:26.019	B	1:01.628	44.270	31.070	1:09.051	146.5	1	2:41.249	B	33.882	34.998	26.408	1:05.961	197.1
4	3:25.537		1:03.200	44.907	33.317	1:04.113	67.8	2	3:29.772	B	1:07.091	44.155	29.778	1:08.748	138.8
5	2:00.942		31.226	31.522	20.290	37.904	235.8	3	3:27.110	B	1:04.434	44.298	31.020	1:07.358	137.8
6	2:01.308		31.831	31.423	20.063	37.991	234.8	4	3:27.760		1:05.206	44.667	33.301	1:04.586	68.4
7	2:01.332		31.627	31.937	20.158	37.610	235.8	5	2:00.872		31.344	31.542	20.138	37.848	235.3
8	2:02.825		33.717	31.134	20.237	37.737	233.8	6	2:01.043		31.378	31.943	20.171	37.551	235.3
9	1:59.755		31.178	31.264	19.876	37.437	234.3	7	2:00.456		31.462	31.535	19.977	37.482	232.3
10	1:58.680		30.548	30.796	19.895	37.441	231.3	8	1:59.513		30.776	31.358	19.947	37.432	232.3
11	1:58.452		30.608	30.789	19.758	37.297	234.3	9	1:59.143		30.590	31.152	20.045	37.356	231.8
12	1:58.763		30.714	30.875	19.819	37.355	234.8	10	1:58.911		30.506	31.132	19.894	37.379	231.8
13	1:58.746		30.575	30.951	19.905	37.315	236.3	11	1:59.543		30.667	31.339	19.958	37.579	231.8
14	1:59.166		30.593	31.112	19.946	37.515	235.8	12	2:00.426		31.631	31.539	19.906	37.350	232.3
<b>5 Miguel COSTA</b> BRA															
Campos Racing Tatuus F4 T -421															
1	2:55.466	B	37.300	36.626	25.834	1:15.706	204.9	13	1:58.672		30.633	31.039	19.872	37.128	234.3
2	3:27.721	B	1:03.684	38.346	29.420	1:16.271	132.7	14	1:59.994		30.767	31.216	20.252	37.759	231.8
3	3:26.555	B	1:00.524	41.332	30.676	1:14.023	165.1	<b>11 Reno FRANCO</b> NLD							
4	3:19.539		59.305	43.731	33.308	1:03.195	72.8	KCL MP Motorsport Tatuus F4 T -421							
5	2:00.628		31.370	31.610	20.166	37.482	234.3	1	3:31.303	B	44.050	45.761	25.246	1:36.246	118.8
6	2:00.172		31.018	31.461	20.221	37.472	235.8	2	3:28.447	B	54.935	32.172	22.846	1:38.494	169.0
7	2:00.704		31.095	31.668	20.154	37.787	235.8	3	3:23.320	B	56.360	32.346	23.903	1:30.711	160.7
<b>9 René LAMMERS</b> NLD															
MP Motorsport Tatuus F4 T -421															
1	2:39.776	B	33.482	34.679	26.370	1:05.245	201.5	4	2:54.067		55.117	31.940	30.427	56.583	74.0
2	3:30.109	B	1:07.953	44.135	29.528	1:08.493	126.5	5	2:01.216		31.469	31.371	20.414	37.962	234.8
3	3:27.027	B	1:05.052	44.125	31.022	1:06.828	146.3	6	2:01.445		31.031	32.334	20.413	37.667	237.4
4	3:28.690		1:05.878	44.757	33.062	1:04.993	67.1	7	2:00.773		31.315	31.424	20.336	37.698	233.3
5	2:00.568		31.261	31.476	20.197	37.634	234.8	8	2:00.289		31.098	31.260	20.280	37.651	232.3
6	2:00.924		31.163	31.711	20.092	37.958	232.3	9	1:59.709		30.921	31.147	20.055	37.586	232.8
7	1:59.914		30.833	31.379	20.017	37.685	230.8	10	1:59.888		30.804	31.190	20.102	37.792	236.8
8	1:58.865		30.620	31.072	19.841	37.332	231.8	11	2:02.478		32.668	32.130	20.130	37.550	231.8
9	1:58.912		30.557	31.071	19.913	37.371	231.3	12	1:59.956		31.056	31.198	20.064	37.638	231.3
10	1:58.570		30.502	31.000	19.782	37.286	232.3	13	1:59.609		30.808	31.135	20.060	37.606	231.3
11	1:58.395		30.438	30.939	19.784	37.234	231.8								
12	1:58.343		30.400	30.958	19.830	37.155	231.8								
13	1:58.263		30.482	30.878	19.743	37.160	231.8								
14	1:58.769		30.311	31.041	19.808	37.609	232.8								



# F4Spain ROUND 1 - MOTORLAND RACE 3

## Sector Analysis

Legend: — Invalidated Lap   ■ Personal Best   ■ Session Best   B Crossing the pit lane													
Lap	Time	Sector 1	Sector 2	Sector 3	Sector 4	T.Sp	Lap	Time	Sector 1	Sector 2	Sector 3	Sector 4	T.Sp
<b>17 Nacho TUÑÓN</b> ESP													
Tecnicar by Amtog							Tatuus F4 T -421						
1	3:27.661	B	42.145	45.513	24.453	1:35.550	128.3						
2	3:30.744	B	57.956	32.050	22.737	1:38.001	159.8						
3	3:23.395	B	57.330	32.128	23.751	1:30.186	155.2						
4	2:55.144		54.781	32.827	30.457	57.079	79.8						
5	2:02.101		32.073	31.616	20.439	37.973	235.3						
6	2:01.788		31.105	32.177	20.519	37.987	240.0						
7	2:01.337		31.563	31.421	20.348	38.005	234.8						
8	2:01.067		31.364	31.732	20.170	37.801	234.3						
9	2:00.125		31.179	31.222	19.969	37.755	232.8						
10	1:59.333		30.710	31.101	20.027	37.495	234.8						
11	2:02.114		31.188	32.386	20.643	37.897	235.8						
12	2:00.349		30.854	31.469	20.258	37.768	231.3						
13	2:00.864		31.528	31.382	20.329	37.625	234.8						
14	2:00.768		30.944	31.378	20.265	38.181	235.8						
<b>19 Matus RYBA</b> SVK													
Griffin Core							Tatuus F4 T -421						
1	2:56.758	B	37.330	37.332	25.783	1:16.313	205.7						
2	3:27.963	B	1:04.981	36.246	29.499	1:17.237	130.6						
3	3:26.207	B	1:00.690	40.113	31.066	1:14.338	162.7						
4	3:18.814		58.756	43.706	33.511	1:02.841	70.6						
5	2:02.777		31.289	31.645	20.390	39.453	233.3						
6	2:00.554		31.329	31.384	20.205	37.636	229.8						
7	2:00.005		30.875	31.359	20.150	37.621	229.8						
8	2:00.620		31.132	31.262	20.229	37.997	229.8						
9	2:01.883		31.403	31.631	21.180	37.669	237.4						
10	2:01.310		31.521	31.760	20.177	37.852	231.3						
11	2:00.071		31.241	31.182	20.136	37.512	230.8						
12	1:59.490		30.757	31.097	20.051	37.585	228.8						
13	1:59.239		30.641	31.248	19.938	37.412	231.3						
14	1:59.201		30.620	31.182	20.096	37.303	231.3						
<b>24 Kyuho LEE</b> KOR													
Rodin Motorsport							Tatuus F4 T -421						
1	3:15.162	B	39.376	43.312	25.276	1:27.198	160.0						
2	3:30.880	B	1:01.486	33.307	24.901	1:31.186	169.0						
3	3:25.128	B	57.918	32.672	27.190	1:27.348	162.2						
4	3:02.950		56.938	35.004	31.057	59.951	81.9						
5	2:01.455		31.348	31.865	20.432	37.810	234.3						
6	2:01.745		31.263	32.059	20.598	37.825	231.3						
7	2:00.358		31.053	31.429	20.045	37.831	231.3						
8	2:01.819		30.995	31.513	21.629	37.682	234.3						
9	2:00.141		30.934	31.253	20.174	37.780	232.8						
10	2:00.780		31.037	31.382	20.300	38.061	233.8						
11	2:03.302		32.665	32.448	20.400	37.789	232.8						
12	1:59.967		30.785	31.292	20.167	37.723	231.8						
13	1:59.860		30.724	31.188	20.202	37.746	231.3						
14	1:59.825		30.779	31.306	20.112	37.628	232.8						
<b>25 Francisco MONARCA</b> ARG													
Monlau Motorsport							Tatuus F4 T -421						
1	25:20.619	B	1:14.555										
<b>27 Alexander JACOBY</b> BRA													
Monlau Motorsport							Tatuus F4 T -421						
1	3:12.985	B	39.162	42.575	25.038	1:26.210	166.9						
2	3:31.226	B	1:02.013	33.082	25.886	1:30.245	160.5						
3	3:25.365	B	58.099	32.704	27.967	1:26.595	150.6						
4	3:03.998		57.331	35.014	31.269	1:00.384	84.9						
5	2:01.443		31.369	31.629	20.795	37.650	235.3						
6	2:03.227		31.598	32.474	21.292	37.863	232.3						
7	2:10.752		40.279	31.978	20.563	37.932	229.8						
8	2:01.116		31.367	31.628	20.330	37.791	230.8						
9	1:59.946		30.813	31.276	20.304	37.553	230.8						
10	1:59.852		30.798	31.204	20.183	37.667	230.3						
11	1:59.584		30.898	31.133	20.068	37.485	231.3						
12	1:59.247		30.659	31.130	20.040	37.418	231.8						
13	1:59.911		30.972	31.372	20.208	37.359	234.3						
14	1:59.831		31.057	31.333	20.173	37.268	235.8						
<b>32 Wiktor DOBRZANSKI</b> POL													
Tecnicar by Amtog							Tatuus F4 T -421						
1	3:17.381	B	39.463	43.775	25.141	1:29.002	147.9						
2	3:31.345	B	1:01.881	32.352	24.201	1:32.911	153.0						
3	3:24.120	B	59.199	32.056	24.768	1:28.097	157.2						
4	3:02.039		56.677	34.276	31.197	59.889	86.6						



# F4Spain ROUND 1 - MOTORLAND RACE 3

## Sector Analysis

— Invalidated Lap    ■ Personal Best    ■ Session Best    B Crossing the pit lane

Lap	Time	Sector 1	Sector 2	Sector 3	Sector 4	T.Sp'd	Lap	Time	Sector 1	Sector 2	Sector 3	Sector 4	T.Sp'd
5	2:01.367	31.251	31.648	20.665	37.803	234.8	11	2:00.491	31.538	31.286	20.236	37.431	231.3
6	2:02.924	31.043	32.051	21.491	38.339	235.8	12	1:59.341	<b>30.633</b>	<b>31.025</b>	20.230	37.453	232.8
7	<u>2:01.035</u>	<u>31.223</u>	31.820	20.200	37.792	232.8	13	1:59.391	30.718	31.178	<b>20.128</b>	37.367	233.8
8	2:00.970	30.867	31.705	20.778	37.620	236.8	14	<b>1:59.179</b>	30.638	31.214	20.147	<b>37.180</b>	236.3
9	2:00.166	30.948	31.510	<b>19.926</b>	37.782	231.8							
10	1:59.855	30.855	<b>31.231</b>	20.239	37.530	231.8							
11	<u>2:02.942</u>	32.184	<u>32.380</u>	20.526	37.852	233.8							
12	1:59.937	30.888	31.321	20.063	37.665	233.3							
13	2:00.157	30.944	31.321	20.144	37.748	232.3							
14	<b>1:59.714</b>	<b>30.781</b>	31.504	20.035	<b>37.394</b>	231.8							

<b>33</b> Christopher EL FEGHALI							LBN
Drivex							Tatuus F4 T -421
1	2:51.134	B	35.860	36.431	26.195	1:12.648	203.0
2	3:29.296	B	1:00.538	44.543	28.995	1:15.220	139.0
3	3:25.909	B	58.361	44.643	30.818	1:12.087	170.1
4	3:21.892	1:00.597	44.508	33.088	1:03.699	73.0	
5	2:00.487	31.386	31.328	20.261	37.512	235.3	
6	2:00.565	31.516	31.462	20.209	37.378	237.4	
7	2:00.536	30.926	31.588	20.400	37.622	235.8	
8	1:59.726	31.024	31.211	20.078	37.413	233.8	
9	1:58.929	<b>30.712</b>	31.078	19.960	<b>37.179</b>	233.8	
10	<u>1:59.022</u>	30.727	<u>31.153</u>	19.897	37.245	234.3	
11	<b>1:58.848</b>	30.713	31.064	<b>19.838</b>	37.233	234.3	
12	2:00.157	31.018	31.703	20.154	37.282	235.8	
13	1:59.453	30.749	31.106	20.019	37.579	234.3	
14	<u>1:59.039</u>	<u>30.722</u>	<b>31.030</b>	20.072	37.215	235.8	

<b>37</b> Filippo FIORENTINO							BRA
Drivex							Tatuus F4 T -421
1	3:20.847	B	40.037	45.266	24.270	1:31.274	122.0
2	3:31.580	B	1:00.372	32.210	24.140	1:34.858	151.3
3	3:24.511	B	57.516	31.975	26.388	1:28.632	163.9
4	2:58.493	55.167	34.025	31.108	58.193	78.1	
5	2:02.163	31.580	32.284	20.480	37.819	235.8	
6	<u>2:01.339</u>	31.088	<u>31.743</u>	20.683	37.825	236.3	
7	2:00.070	31.059	31.339	20.176	37.496	235.3	
8	1:59.829	30.808	31.137	20.548	37.336	232.8	
9	1:59.756	30.820	31.405	20.044	37.487	232.8	
10	2:00.626	31.004	31.473	20.729	37.420	232.3	
11	1:59.943	31.450	31.148	<b>19.970</b>	37.375	232.8	
12	<b>1:59.238</b>	<b>30.685</b>	31.093	20.036	37.424	233.8	
13	1:59.899	30.736	<b>31.005</b>	20.439	37.719	236.3	
14	<u>1:59.486</u>	<u>30.902</u>	31.163	20.172	<b>37.249</b>	233.3	

<b>39</b> Santino PANETTA							ARG
TC Racing							Tatuus F4 T -421
1	3:09.419	B	38.372	41.615	24.971	1:24.461	174.2
2	3:32.100	B	1:01.946	32.480	28.982	1:28.692	158.4
3	3:24.631	B	56.556	33.589	29.777	1:24.709	163.1
4	3:06.547	56.188	37.251	31.522	1:01.586	83.8	
5	2:01.356	31.344	31.509	20.582	37.921	236.3	
6	<u>2:01.220</u>	31.144	<u>31.815</u>	20.607	37.654	235.3	
7	2:00.240	31.017	31.280	20.271	37.672	234.3	
8	1:59.986	30.836	31.328	20.320	37.502	233.8	
9	<u>2:00.775</u>	<u>30.979</u>	31.368	20.656	37.772	236.8	
10	<u>2:00.762</u>	31.045	<u>31.696</u>	20.376	37.645	234.8	

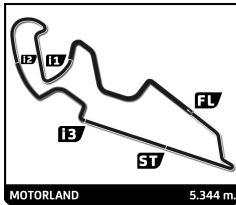
<b>41</b> Stepan SUSLOV							SWE
DXR							Tatuus F4 T -421
1	3:10.971	B	38.695	42.134	24.779	1:25.363	173.4
2	3:31.747	B	1:02.129	32.544	27.823	1:29.251	153.0
3	3:24.429	B	57.496	32.614	29.414	1:24.905	151.7
4	3:06.074	56.551	36.989	31.772	1:00.762	84.3	
5	2:01.600	31.388	31.759	20.540	37.913	234.3	
6	<u>2:01.338</u>	<u>31.484</u>	31.729	20.339	37.786	235.8	
7	2:00.495	31.033	31.525	20.241	37.696	233.3	
8	2:00.114	30.963	31.322	20.247	37.582	233.8	
9	<u>2:00.165</u>	<u>30.982</u>	31.215	20.120	37.848	235.8	
10	<u>2:01.714</u>	<u>32.139</u>	31.559	20.429	37.587	231.3	
11	2:02.045	32.734	31.488	20.189	37.634	231.3	
12	<b>1:59.688</b>	30.909	<b>31.115</b>	<b>20.005</b>	37.659	231.3	
13	1:59.971	30.811	31.196	20.156	37.808	231.3	
14	1:59.714	<b>30.787</b>	31.435	20.038	<b>37.454</b>	233.8	

<b>46</b> Nathan TYE							GBR
Rodin Motorsport							Tatuus F4 T -421
1	2:54.095	B	36.387	36.851	25.903	1:14.954	207.3
2	3:27.675	B	1:03.688	39.011	29.083	1:15.893	140.1
3	3:26.422	B	59.767	42.577	30.884	1:13.194	168.2
4	3:20.710	59.836	43.907	33.476	1:03.491	73.2	
5	2:00.601	31.329	31.423	20.141	37.708	233.3	
6	2:00.287	31.090	31.560	20.182	37.455	235.8	
7	2:00.869	31.252	31.579	20.151	37.887	232.8	
8	<u>2:03.985</u>	34.300	<u>31.911</u>	20.162	37.612	232.8	
9	2:00.842	30.943	31.635	20.455	37.809	231.3	
10	1:59.856	31.249	31.083	20.046	37.478	232.3	
11	1:59.111	30.743	<b>30.977</b>	<b>19.937</b>	37.454	231.8	
12	<b>1:59.054</b>	30.652	31.023	19.968	37.411	231.3	
13	<u>1:59.050</u>	<b>30.527</b>	<u>31.130</u>	20.042	<b>37.351</b>	231.8	
14	1:59.378	30.706	31.228	20.020	37.424	232.3	

<b>48</b> Gino TRAPPA							ARG
Drivex							Tatuus F4 T -421
1	3:04.935	B	38.136	40.729	25.022	1:21.048	192.9
2	3:31.229	B	1:04.373	33.662	28.234	1:24.960	127.4
3	3:24.965	B	58.158	35.533	30.446	1:20.828	143.0
4	3:10.385	57.203	39.689	31.949	1:01.544	86.6	
5	<u>2:01.388</u>	31.443	<u>31.879</u>	20.138	37.928	232.8	
6	2:01.394	31.714	31.807	20.350	37.523	233.8	
7	1:59.669	30.748	31.216	20.076	37.629	233.3	
8	<u>2:00.002</u>	<u>31.179</u>	31.364	19.961	37.498	235.8	
9	2:00.369	31.376	31.461	20.105	37.427	234.8	
10	1:58.923	30.649	30.979	19.944	37.351	233.8	
11	1:58.906	30.630	30.959	19.986	37.331	232.8	
12	1:58.725	30.577	<b>30.943</b>	<b>19.755</b>	37.450	232.8	
13	1:58.820	30.532	31.047	19.935	37.306	232.3	
14	<b>1:58.443</b>	<b>30.408</b>	30.976	19.824	<b>37.235</b>	234.8	







# F4Spain

## ROUND 1 - MOTORLAND

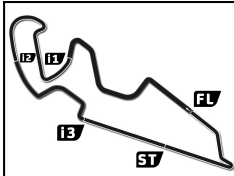
### RACE 3

### Sector Analysis

— Invalidated Lap    ■ Personal Best    ■ Session Best    B Crossing the pit lane

Lap	Time	Sector 1	Sector 2	Sector 3	Sector 4	T.Spd	Lap	Time	Sector 1	Sector 2	Sector 3	Sector 4	T.Spd
10	<b>1:58.839</b>	30.694	31.155	19.895	<b>37.095</b>	233.3							
11	1:59.234	30.643	31.240	20.124	37.227	237.4							
12	<u>1:59.629</u>	<u>31.375</u>	31.125	<b>19.868</b>	37.261	232.3							
13	1:58.940	<b>30.584</b>	31.133	19.976	37.247	230.8							
14	2:00.799	31.439	31.226	20.409	37.725	237.4							

99	Thomas STRAUVEN	BEL				
	Griffin Core	Tatuus F4 T -421				
1	2:38.510 <b>B</b>	32.716	34.628	26.637	1:04.529	210.5
2	3:30.203 <b>B</b>	1:08.541	44.062	29.664	1:07.936	132.2
3	3:27.257 <b>B</b>	1:05.647	44.028	31.088	1:06.494	140.1
4	3:29.213	1:06.268	44.958	32.685	1:05.302	70.7
5	2:01.064	31.328	31.448	20.220	38.068	231.3
6	2:01.191	31.334	31.677	20.166	38.014	235.3
7	<u>1:59.984</u>	<u>31.239</u>	31.146	19.926	37.673	233.8
8	1:58.873	30.827	31.001	19.884	37.161	233.8
9	<u>1:58.836</u>	30.706	<u>31.013</u>	19.896	37.221	234.3
10	<u>1:58.589</u>	30.589	<u>30.927</u>	19.951	37.122	233.8
11	1:58.633	30.578	31.083	19.904	37.068	234.8
12	<b>1:58.206</b>	30.459	<b>30.850</b>	<b>19.796</b>	37.101	233.8
13	1:58.244	<b>30.425</b>	30.968	19.835	<b>37.016</b>	234.8
14	<u>1:58.560</u>	<u>30.535</u>	30.885	19.867	37.273	235.3



MOTORLAND 5.344 m.

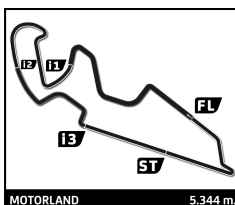
# F4Spain

## ROUND 1 - MOTORLAND

### RACE 3

#### Flag Analysis

Flag	Time
	GREEN FLAG 17:38:53.914
	SAFETY CAR 17:39:32.693
	GREEN FLAG 17:51:35.307
	YELLOW FLAG AT SECTOR 2 18:05:19.977
	GREEN FLAG AT SECTOR 2 18:05:52.752
	CHEQUERED FLAG 18:11:51.039



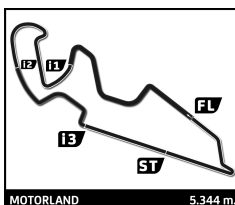
# F4Spain

## ROUND 1 - MOTORLAND

### RACE 3

### Track Limits Analysis

No	Driver	Team	T.L. Nr	Camera	Lap	Time
1	Hudson SCHWARTZ	KCL MP Motorsport	1	Turn 1	6	17:54:16.175
1	Hudson SCHWARTZ	KCL MP Motorsport	2	Turn 9	6	17:54:58.496
1	Hudson SCHWARTZ	KCL MP Motorsport	3	Turn 7	12	18:08:09.977
<b>Total Infractions:</b>						<b>3</b>
2	Vivek KANTHAN	Campos Racing	1	Turn 1	7	17:56:21.509
2	Vivek KANTHAN	Campos Racing	2	Turn 1	9	18:00:21.245
<b>Total Infractions:</b>						<b>2</b>
4	Ean EYCKMANS	MP Motorsport	1	Turn 1	6	17:54:11.444
4	Ean EYCKMANS	MP Motorsport	2	Turn 5	7	17:56:32.401
4	Ean EYCKMANS	MP Motorsport	3	Turn 1	7	17:56:12.840
<b>Total Infractions:</b>						<b>3</b>
5	Miguel COSTA	Campos Racing	1	Turn 1	6	17:54:13.520
5	Miguel COSTA	Campos Racing	2	Turn 7	6	17:54:43.548
5	Miguel COSTA	Campos Racing	3	Turn 7	7	17:56:43.300
5	Miguel COSTA	Campos Racing	4	Turn 1	8	17:58:15.912
<b>Total Infractions:</b>						<b>4</b>
9	René LAMMERS	MP Motorsport	1	Turn 7	6	17:54:39.241
9	René LAMMERS	MP Motorsport	2	Turn 1	12	18:06:05.253
9	René LAMMERS	MP Motorsport	3	Turn 1	13	18:08:03.571
<b>Total Infractions:</b>						<b>3</b>
10	Niklas SCHAUFLE	KCL MP Motorsport	1	Turn 1	6	17:54:10.237
10	Niklas SCHAUFLE	KCL MP Motorsport	2	Turn 5	11	18:04:28.138
10	Niklas SCHAUFLE	KCL MP Motorsport	3	Turn 1	13	18:08:09.318
<b>Total Infractions:</b>						<b>3</b>
11	Reno FRANCO	KCL MP Motorsport	1	Turn 1	6	17:54:21.773
11	Reno FRANCO	KCL MP Motorsport	2	Turn 1	7	17:56:22.643
11	Reno FRANCO	KCL MP Motorsport	3	Turn 1	11	18:04:23.847
11	Reno FRANCO	KCL MP Motorsport	4	Turn 1	12	18:06:26.304
<b>Total Infractions:</b>						<b>4</b>
17	Nacho TUÑÓN	Tecnicar by Amtog	1	Turn 1	5	17:52:20.642
17	Nacho TUÑÓN	Tecnicar by Amtog	2	Turn 9	10	18:03:08.348
17	Nacho TUÑÓN	Tecnicar by Amtog	3	Turn 9	11	18:05:08.637
17	Nacho TUÑÓN	Tecnicar by Amtog	4	Turn 9	13	18:09:10.707
<b>Total Infractions:</b>						<b>4</b>
19	Matus RYBA	Griffin Core	1	Turn 1	6	17:54:16.175
19	Matus RYBA	Griffin Core	2	Turn 1	9	18:00:17.110
19	Matus RYBA	Griffin Core	3	Turn 7	10	18:02:49.560
<b>Total Infractions:</b>						<b>3</b>
22	Juan COTA	MP Motorsport	1	Turn 1	6	17:54:14.637
22	Juan COTA	MP Motorsport	2	Turn 1	8	17:58:15.912
22	Juan COTA	MP Motorsport	3	Turn 5	12	18:06:29.792
<b>Total Infractions:</b>						<b>3</b>
23	Jan PRZYROWSKI	Griffin Core	1	Turn 1	6	17:54:10.237
23	Jan PRZYROWSKI	Griffin Core	2	Turn 1	9	18:00:11.512
<b>Total Infractions:</b>						<b>2</b>
24	Kyuhu LEE	Rodin Motorsport	1	Turn 1	6	17:54:18.437
24	Kyuhu LEE	Rodin Motorsport	2	Turn 9	6	17:55:01.167
24	Kyuhu LEE	Rodin Motorsport	3	Turn 9	10	18:03:05.345
<b>Total Infractions:</b>						<b>3</b>
27	Alexander JACOBY	Monlau Motorsport	1	Turn 5	6	17:54:38.184
27	Alexander JACOBY	Monlau Motorsport	2	Turn 1	6	17:54:18.437
27	Alexander JACOBY	Monlau Motorsport	3	Turn 7	6	17:54:48.486
27	Alexander JACOBY	Monlau Motorsport	4	Turn 9	6	17:55:01.167



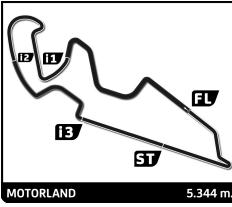
# F4Spain

## ROUND 1 - MOTORLAND

### RACE 3

### Track Limits Analysis

No	Driver	Team	T.L. Nr	Camera	Lap	Time
27	Alexander JACOBY	Monlau Motorsport	5	Turn 1	7	17:56:21.509
27	Alexander JACOBY	Monlau Motorsport	6	Turn 1	8	17:58:32.580
27	Alexander JACOBY	Monlau Motorsport	7	Turn 1	9	18:00:33.911
27	Alexander JACOBY	Monlau Motorsport	8	Turn 5	12	18:06:52.180
27	Alexander JACOBY	Monlau Motorsport	9	Turn 1	12	18:06:33.106
						<b>Total Infractions:</b> <input type="text" value="9"/>
32	Wiktor DOBRZANSKI	Tecnicar by Amtog	1	Turn 1	7	17:56:22.643
32	Wiktor DOBRZANSKI	Tecnicar by Amtog	2	Turn 9	11	18:05:08.637
						<b>Total Infractions:</b> <input type="text" value="2"/>
33	Christopher EL FEGHALI	Drivex	1	Turn 7	10	18:02:42.356
33	Christopher EL FEGHALI	Drivex	2	Turn 9	10	18:02:53.103
33	Christopher EL FEGHALI	Drivex	3	Turn 1	14	18:10:08.978
						<b>Total Infractions:</b> <input type="text" value="3"/>
37	Filippo FIORENTINO	Drivex	1	Turn 9	6	17:55:03.368
37	Filippo FIORENTINO	Drivex	2	Turn 1	14	18:10:21.454
						<b>Total Infractions:</b> <input type="text" value="2"/>
39	Santino PANETTA	TC Racing	1	Turn 7	6	17:54:47.551
39	Santino PANETTA	TC Racing	2	Turn 1	9	18:00:18.839
39	Santino PANETTA	TC Racing	3	Turn 7	10	18:02:49.560
						<b>Total Infractions:</b> <input type="text" value="3"/>
41	Stepan SUSLOV	DXR	1	Turn 1	6	17:54:18.437
41	Stepan SUSLOV	DXR	2	Turn 5	9	18:00:39.743
41	Stepan SUSLOV	DXR	3	Turn 1	10	18:02:20.506
41	Stepan SUSLOV	DXR	4	Turn 5	10	18:02:40.665
						<b>Total Infractions:</b> <input type="text" value="4"/>
46	Nathan TYE	Rodin Motorsport	1	Turn 7	8	17:58:47.021
46	Nathan TYE	Rodin Motorsport	2	Turn 7	13	18:08:46.447
						<b>Total Infractions:</b> <input type="text" value="2"/>
48	Gino TRAPPA	Drivex	1	Turn 9	5	17:52:57.938
48	Gino TRAPPA	Drivex	2	Turn 1	8	17:58:17.571
						<b>Total Infractions:</b> <input type="text" value="2"/>
55	Emma FELBERMAYR	Rodin Motorsport	1	Turn 9	6	17:55:04.503
55	Emma FELBERMAYR	Rodin Motorsport	2	Turn 1	7	17:56:23.377
55	Emma FELBERMAYR	Rodin Motorsport	3	Turn 1	9	18:00:26.850
						<b>Total Infractions:</b> <input type="text" value="3"/>
57	Artem SEVERIUKHIN	DXR	1	Turn 1	5	17:52:20.642
57	Artem SEVERIUKHIN	DXR	2	Turn 9	5	17:53:04.078
57	Artem SEVERIUKHIN	DXR	3	Turn 1	6	17:54:23.176
57	Artem SEVERIUKHIN	DXR	4	Turn 9	6	17:55:05.570
57	Artem SEVERIUKHIN	DXR	5	Turn 1	7	17:56:25.775
57	Artem SEVERIUKHIN	DXR	6	Turn 1	9	18:00:26.850
57	Artem SEVERIUKHIN	DXR	7	Turn 5	12	18:06:48.777
57	Artem SEVERIUKHIN	DXR	8	Turn 1	14	18:10:31.517
						<b>Total Infractions:</b> <input type="text" value="8"/>
70	Aleksandar BOGUNOVIC	GRS Team	1	Turn 5	6	17:54:36.984
70	Aleksandar BOGUNOVIC	GRS Team	2	Turn 9	7	17:57:01.351
70	Aleksandar BOGUNOVIC	GRS Team	3	Turn 1	13	18:08:28.440
70	Aleksandar BOGUNOVIC	GRS Team	4	Turn 5	13	18:08:48.197
70	Aleksandar BOGUNOVIC	GRS Team	5	Turn 9	13	18:09:11.909
70	Aleksandar BOGUNOVIC	GRS Team	6	Turn 5	14	18:10:51.057
						<b>Total Infractions:</b> <input type="text" value="6"/>
71	Daniel DALLAKYAN	GRS Team	1	Turn 9	5	17:53:01.609
71	Daniel DALLAKYAN	GRS Team	2	Turn 1	13	18:08:28.440
71	Daniel DALLAKYAN	GRS Team	3	Turn 5	13	18:08:48.197



# F4Spain

## ROUND 1 - MOTORLAND

### RACE 3

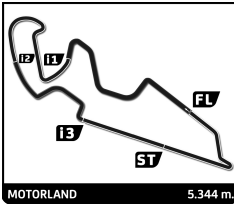
### Track Limits Analysis

No	Driver	Team	T.L. Nr	Camera	Lap	Time
71	Daniel DALLAKYAN	GRS Team	4	Turn 9	13	18:09:10.707
						<b>Total Infractions:</b> <input type="text" value="4"/>
77	Andrej PETROVIC	T-Code by Amtog	1	Turn 9	7	17:56:54.611
77	Andrej PETROVIC	T-Code by Amtog	2	Turn 9	10	18:02:53.103
77	Andrej PETROVIC	T-Code by Amtog	3	Turn 5	14	18:10:27.667
						<b>Total Infractions:</b> <input type="text" value="3"/>
78	Alfio SPINA	TC Racing	1	Turn 1	7	17:56:18.242
78	Alfio SPINA	TC Racing	2	Turn 1	9	18:00:18.839
78	Alfio SPINA	TC Racing	3	Turn 7	10	18:02:49.560
78	Alfio SPINA	TC Racing	4	Turn 1	13	18:08:21.578
						<b>Total Infractions:</b> <input type="text" value="4"/>
81	Noah MONTEIRO	Campos Racing	1	Turn 1	9	18:00:11.512
81	Noah MONTEIRO	Campos Racing	2	Turn 1	12	18:06:08.504
						<b>Total Infractions:</b> <input type="text" value="2"/>
99	Thomas STRAUVEN	Griffin Core	1	Turn 1	7	17:56:10.775
99	Thomas STRAUVEN	Griffin Core	2	Turn 9	9	18:00:51.145
99	Thomas STRAUVEN	Griffin Core	3	Turn 9	10	18:02:49.898
99	Thomas STRAUVEN	Griffin Core	4	Turn 1	14	18:10:02.117
						<b>Total Infractions:</b> <input type="text" value="4"/>

TOTAL TRACK LIMITS: 98



Published at: XX:18:21



# F4Spain

## ROUND 1 - MOTORLAND

### RACE 3

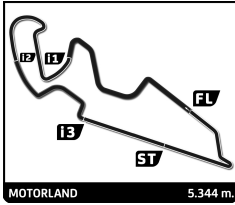
## Provisional Race Director Report

Hour	Flag	Message
17:21:14		F4 - PIT LANE WILL BE OPEN AT 17.25
17:21:55		TRACK TEMPERATURE 29.8C - AIR TEMPERATURE 17.7C - HUMIDITY 31%
17:23:01		FAST LANE OPEN
17:25:00		PIT LANE OPEN
17:30:00		5 MINUTES BOARD - PIT LANE CLOSED
17:32:00		3 MINUTES BOARD
17:34:00		1 MINUTE BOARD
17:34:45		15 SECONDS BOARD
17:35:04		GREEN FLAG - FORMATION LAP
17:39:32	SF	SAFETY CAR
17:39:46		SAFETY CAR & CONVOY THROUGH PIT LANE
17:39:56		MAIN STRAIGHT BLOCKED
17:50:06		MAIN STRAIGHT CLEAR
17:50:22		SAFETY CAR IN THIS LAP
17:51:35	GF	GREEN FLAG
17:52:00		STARTING PROCEDURE UNDER INVESTIGATION
17:52:25		INCIDENT INVOLVING CAR #22 #5 IN T5 LAP 1 UNDER INVESTIGATION
17:52:39		SC PROCEDURE UNDER INVESTIGATION
17:56:29		INCIDENT BETWEEN CAR #9 #99 & WILL BE INVESTIGATED AFTER THE SESSION
17:56:41		INCIDENT BETWEEN CAR #9 & #99 WILL BE INVESTIGATED AFTER THE SESSION
17:57:20		SC PROCEDURE AFTER INVESTIGATION - NFA
18:04:16		INCIDENT BETWEEN CAR #41 & #70 UNDER INVESTIGATION - OVERTAKING OUT OF TRACK
18:05:19	YF	YELLOW FLAG AT TURN 6
18:05:52	GF	GREEN FLAG
18:11:51		CHEQUERED FLAG
18:13:00		TRACK LIMITS SYSTEM IN PROGRESS - CLASSIFICATION COULD CHANGE
18:13:41		CARS & DRIVERS #9 #99 #23 #71 PROCEED TO THE SCRUTINEERING BAY IMMEDIATELY AFTER SESSION

Published at: 18:21

<b>Race Director:</b> Luis GONZÁLEZ 	<b>Timekeeper:</b> Alberto ESTÉBANEZ 
---	--

30/03/2025 Page 1 / 1



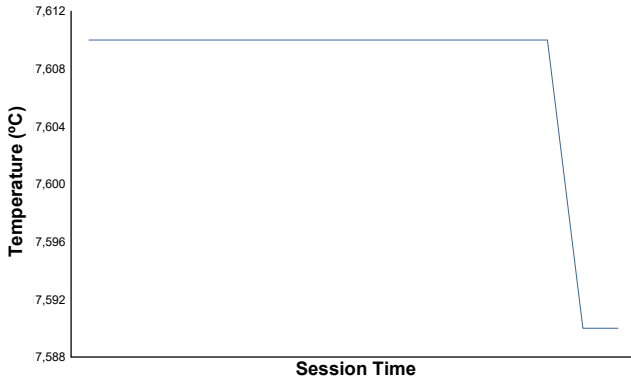
# ROUND 1 - MOTORLAND

F4Spain

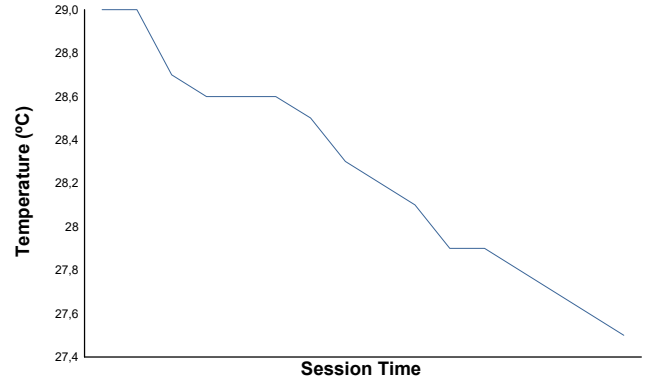
RACE 3

## Weather Report

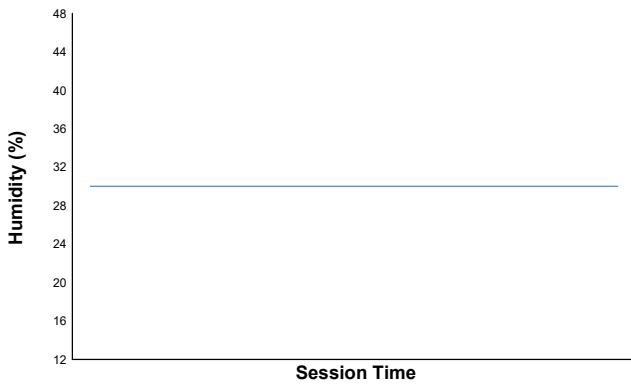
### Air Temperature



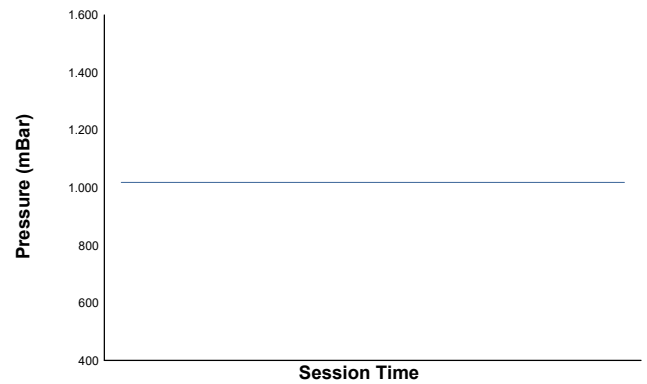
### Track Temperature



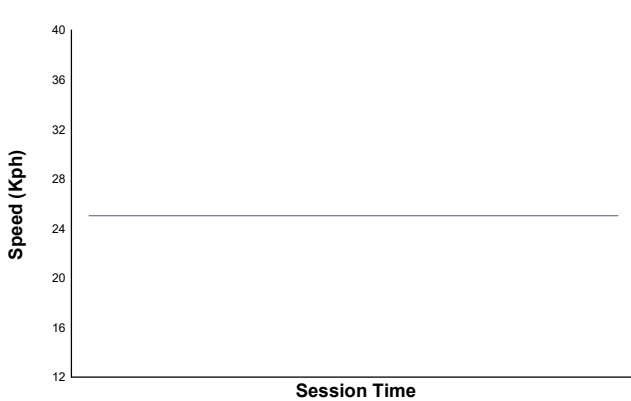
### Humidity



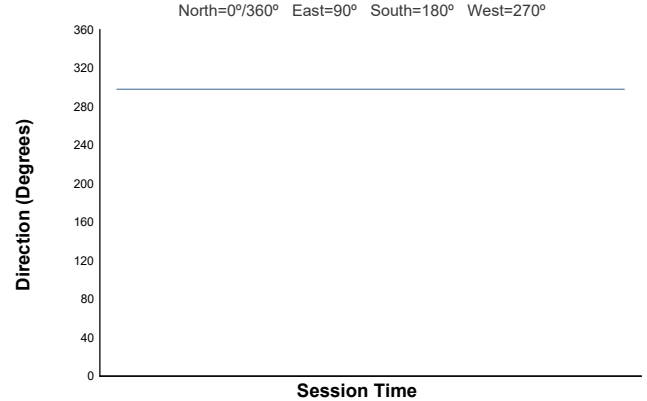
### Pressure



### Wind Speed



### Wind Direction



Track Status: **DRY**