

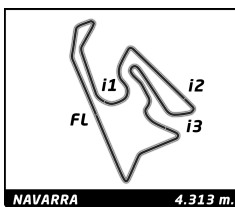
F4Spain

ROUND 2 - NAVARRA

PREVIOUS TEST 1

Track Limits Analysis

No	Driver	Team	T.L. Nr	Camera	Lap	Time	
1	Hudson SCHWARTZ	KCL MP Motorsport	1	Turn 15	3	09:39:35.063	
							Total Infractions: <input type="text" value="1"/>
2	Vivek KANTHAN	Campos Racing	1	Turn 17	4	09:17:08.568	
							Total Infractions: <input type="text" value="1"/>
4	Ean EYCKMANS	MP Motorsport	1	Turn 15	4	09:14:38.034	
4	Ean EYCKMANS	MP Motorsport	2	Turn 17	4	09:14:51.163	
4	Ean EYCKMANS	MP Motorsport	3	Turn 17	9	09:23:43.761	
							Total Infractions: <input type="text" value="2"/>
6	Sacha VAN'T PAD BOSCH	T-Code by Amtog	1	Turn 15	4	09:14:11.516	
							Total Infractions: <input type="text" value="1"/>
9	René LAMMERS	MP Motorsport	1	Turn 15	8	09:25:32.991	
9	René LAMMERS	MP Motorsport	2	Turn 17	8	09:25:45.554	
9	René LAMMERS	MP Motorsport	3	Turn 8	11	09:30:08.027	
							Total Infractions: <input type="text" value="2"/>
10	Niklas SCHAUFLEER	KCL MP Motorsport	1	Turn 15	6	09:17:32.853	
							Total Infractions: <input type="text" value="1"/>
11	Reno FRANCOT	KCL MP Motorsport	1	Turn 8	11	09:28:27.560	
							Total Infractions: <input type="text" value="1"/>
17	Nacho TUÑON	Tecnicar by Amtog	1	Turn 8	5	09:15:20.180	
17	Nacho TUÑON	Tecnicar by Amtog	2	Turn 15	7	09:19:42.711	
17	Nacho TUÑON	Tecnicar by Amtog	3	Turn 17	15	09:34:27.432	
							Total Infractions: <input type="text" value="3"/>
22	Juan COTA	MP Motorsport	1	Turn 2	16	09:37:32.143	
							Total Infractions: <input type="text" value="1"/>
23	Jan PRZYROWSKI	Griffin Core	1	Turn 8	12	09:30:11.840	
							Total Infractions: <input type="text" value="1"/>
24	Kyuhu LEE	Rodin Motorsport	1	Turn 15	4	09:13:38.587	
24	Kyuhu LEE	Rodin Motorsport	2	Turn 8	7	09:18:19.020	
24	Kyuhu LEE	Rodin Motorsport	3	Turn 15	16	09:38:37.368	
							Total Infractions: <input type="text" value="3"/>
25	Francisco MONARCA	Monlau Motorsport	1	Turn 15	2	09:13:07.051	
25	Francisco MONARCA	Monlau Motorsport	2	Turn 15	3	09:14:59.301	
							Total Infractions: <input type="text" value="2"/>
27	Alexander JACOBY	Monlau Motorsport	1	Turn 15	2	09:13:26.097	
27	Alexander JACOBY	Monlau Motorsport	2	Turn 8	5	09:18:09.382	
27	Alexander JACOBY	Monlau Motorsport	3	Turn 15	5	09:18:53.826	
27	Alexander JACOBY	Monlau Motorsport	4	Turn 15	8	09:24:15.846	
27	Alexander JACOBY	Monlau Motorsport	5	Turn 8	10	09:27:05.184	
27	Alexander JACOBY	Monlau Motorsport	6	Turn 8	12	09:30:40.623	
27	Alexander JACOBY	Monlau Motorsport	7	Turn 15	12	09:31:24.907	
27	Alexander JACOBY	Monlau Motorsport	8	Turn 15	13	09:33:11.986	
27	Alexander JACOBY	Monlau Motorsport	9	Turn 8	14	09:34:14.438	
27	Alexander JACOBY	Monlau Motorsport	10	Turn 17	13	09:33:24.899	
27	Alexander JACOBY	Monlau Motorsport	11	Turn 15	14	09:34:58.848	
27	Alexander JACOBY	Monlau Motorsport	12	Turn 17	14	09:35:11.754	
							Total Infractions: <input type="text" value="7"/>
32	Wiktor DOBRZANSKI	Tecnicar by Amtog	1	Turn 15	1	09:02:15.572	
32	Wiktor DOBRZANSKI	Tecnicar by Amtog	2	Turn 15	4	09:14:15.915	
32	Wiktor DOBRZANSKI	Tecnicar by Amtog	3	Turn 15	7	09:19:43.774	
32	Wiktor DOBRZANSKI	Tecnicar by Amtog	4	Turn 8	12	09:27:59.639	



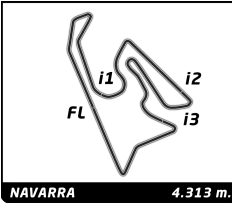
F4Spain

ROUND 2 - NAVARRA

PREVIOUS TEST 1

Track Limits Analysis

No	Driver	Team	T.L. Nr	Camera	Lap	Time	
							Total Infractions: <input type="text" value="4"/>
33	Christopher EL FEGHALI	Drivex	1	Turn 15	3	09:11:40.301	Total Infractions: <input type="text" value="1"/>
37	Filippo FIORENTINO	Drivex	1	Turn 8	4	09:12:48.492	
37	Filippo FIORENTINO	Drivex	2	Turn 17	7	09:22:27.966	
37	Filippo FIORENTINO	Drivex	3	Turn 15	9	09:25:51.251	
37	Filippo FIORENTINO	Drivex	4	Turn 17	11	09:29:37.776	
37	Filippo FIORENTINO	Drivex	5	Turn 8	12	09:30:28.586	
37	Filippo FIORENTINO	Drivex	6	Turn 15	17	09:40:07.660	Total Infractions: <input type="text" value="6"/>
39	Santino PANETTA	TC Racing	1	Turn 15	4	09:14:18.452	
39	Santino PANETTA	TC Racing	2	Turn 15	15	09:34:04.870	Total Infractions: <input type="text" value="2"/>
46	Nathan TYE	Rodin Motorsport	1	Turn 15	4	09:13:36.850	Total Infractions: <input type="text" value="1"/>
48	Gino TRAPPA	Drivex	1	Turn 8	5	09:14:34.834	
48	Gino TRAPPA	Drivex	2	Turn 8	7	09:22:33.371	
48	Gino TRAPPA	Drivex	3	Turn 8	8	09:24:22.882	Total Infractions: <input type="text" value="3"/>
57	Kaiden HIGGINS	DXR	1	Turn 15	4	09:13:32.648	
57	Kaiden HIGGINS	DXR	2	Turn 2	7	09:22:30.384	
57	Kaiden HIGGINS	DXR	3	Turn 15	8	09:25:51.251	
57	Kaiden HIGGINS	DXR	4	Turn 15	10	09:29:29.001	
57	Kaiden HIGGINS	DXR	5	Turn 8	13	09:34:06.906	Total Infractions: <input type="text" value="5"/>
71	Daniel DALLAKYAN	GRS Team	1	Turn 15	10	09:31:58.244	
71	Daniel DALLAKYAN	GRS Team	2	Turn 15	14	09:39:09.864	Total Infractions: <input type="text" value="2"/>
77	Andrej PETROVIC	T-Code by Amtog	1	Turn 2	19	09:41:03.383	
77	Andrej PETROVIC	T-Code by Amtog	2	Turn 8	19	09:41:33.109	Total Infractions: <input type="text" value="1"/>
78	Alfio SPINA	TC Racing	1	Turn 8	6	09:19:10.966	Total Infractions: <input type="text" value="1"/>
88	Santiago BAZTARRICA	TC Racing	1	Turn 15	3	09:13:32.648	
88	Santiago BAZTARRICA	TC Racing	2	Turn 15	4	09:15:21.520	
88	Santiago BAZTARRICA	TC Racing	3	Turn 2	6	09:23:17.066	
88	Santiago BAZTARRICA	TC Racing	4	Turn 8	9	09:29:19.920	
88	Santiago BAZTARRICA	TC Racing	5	Turn 8	11	09:32:57.228	
88	Santiago BAZTARRICA	TC Racing	6	Turn 15	12	09:35:28.850	
88	Santiago BAZTARRICA	TC Racing	7	Turn 8	14	09:38:19.317	
88	Santiago BAZTARRICA	TC Racing	8	Turn 17	14	09:39:20.222	
88	Santiago BAZTARRICA	TC Racing	9	Turn 15	15	09:40:54.108	
88	Santiago BAZTARRICA	TC Racing	10	Turn 17	15	09:41:07.291	
88	Santiago BAZTARRICA	TC Racing	11	Turn 8	16	09:41:57.778	Total Infractions: <input type="text" value="9"/>
91	Lorenzo CAMPOS	Monlau Motorsport	1	Turn 15	4	09:17:18.905	
91	Lorenzo CAMPOS	Monlau Motorsport	2	Turn 15	5	09:19:06.979	
91	Lorenzo CAMPOS	Monlau Motorsport	3	Turn 8	6	09:20:10.305	
91	Lorenzo CAMPOS	Monlau Motorsport	4	Turn 15	6	09:20:54.852	
91	Lorenzo CAMPOS	Monlau Motorsport	5	Turn 15	11	09:29:53.189	Total Infractions: <input type="text" value="4"/>
99	Thomas STRAUVEN	Griffin Core	1	Turn 8	9	09:24:46.567	
99	Thomas STRAUVEN	Griffin Core	2	Turn 17	13	09:32:47.306	




F4Spain
ROUND 2 - NAVARRA
PREVIOUS TEST 1

Track Limits Analysis

No	Driver	Team	T.L. Nr	Camera	Lap	Time
						Total Infractions: <input type="text" value="2"/>

TOTAL TRACK LIMITS: 78



Published at: XX:0x45

