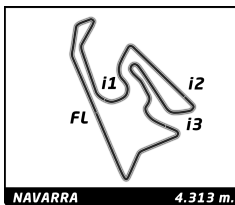


F4Spain ROUND 2 - NAVARRA PREVIOUS TEST 3

Track Limits Analysis

No	Driver	Team	T.L. Nr	Camera	Lap	Time	
1	Hudson SCHWARTZ	KCL MP Motorsport	1	Turn 2	7	15:14:41.164	
1	Hudson SCHWARTZ	KCL MP Motorsport	2	Turn 2	9	15:18:49.974	
1	Hudson SCHWARTZ	KCL MP Motorsport	3	Turn 2	13	15:27:03.758	
1	Hudson SCHWARTZ	KCL MP Motorsport	4	Turn 2	15	15:33:17.970	
1	Hudson SCHWARTZ	KCL MP Motorsport	5	Turn 2	17	15:37:23.785	
							Total Infractions: <input type="text" value="5"/>
2	Vivek KANTHAN	Campos Racing	1	Turn 2	6	15:13:29.856	
2	Vivek KANTHAN	Campos Racing	2	Turn 2	17	15:38:04.264	
							Total Infractions: <input type="text" value="2"/>
4	Ean EYCKMANS	MP Motorsport	1	Turn 2	4	15:08:07.364	
4	Ean EYCKMANS	MP Motorsport	2	Turn 2	7	15:14:18.442	
4	Ean EYCKMANS	MP Motorsport	3	Turn 2	8	15:16:23.903	
							Total Infractions: <input type="text" value="3"/>
5	Miguel COSTA	Campos Racing	1	Turn 2	5	15:11:33.312	
5	Miguel COSTA	Campos Racing	2	Turn 2	13	15:29:54.161	
							Total Infractions: <input type="text" value="2"/>
9	René LAMMERS	MP Motorsport	1	Turn 2	9	15:18:42.307	
9	René LAMMERS	MP Motorsport	2	Turn 17	18	15:41:42.721	
							Total Infractions: <input type="text" value="2"/>
11	Reno FRANCO	KCL MP Motorsport	1	Turn 2	5	15:10:07.453	
11	Reno FRANCO	KCL MP Motorsport	2	Turn 2	12	15:24:44.532	
11	Reno FRANCO	KCL MP Motorsport	3	Turn 2	16	15:35:18.321	
							Total Infractions: <input type="text" value="3"/>
17	Nacho TUÑON	Tecnicar by Amtog	1	Turn 8	4	15:08:33.043	
17	Nacho TUÑON	Tecnicar by Amtog	2	Turn 2	8	15:16:25.701	
17	Nacho TUÑON	Tecnicar by Amtog	3	Turn 2	9	15:18:30.454	
17	Nacho TUÑON	Tecnicar by Amtog	4	Turn 17	8	15:18:08.128	
17	Nacho TUÑON	Tecnicar by Amtog	5	Turn 2	15	15:31:01.104	
17	Nacho TUÑON	Tecnicar by Amtog	6	Turn 2	16	15:33:10.065	
17	Nacho TUÑON	Tecnicar by Amtog	7	Turn 2	18	15:40:55.996	
							Total Infractions: <input type="text" value="6"/>
19	Matus RYBA	Griffin Core	1	Turn 15	4	15:08:59.649	
19	Matus RYBA	Griffin Core	2	Turn 2	6	15:11:43.377	
19	Matus RYBA	Griffin Core	3	Turn 2	8	15:15:58.437	
							Total Infractions: <input type="text" value="3"/>
22	Juan COTA	MP Motorsport	1	Turn 2	8	15:15:13.162	
22	Juan COTA	MP Motorsport	2	Turn 2	12	15:23:27.450	
22	Juan COTA	MP Motorsport	3	Turn 2	16	15:34:08.989	
							Total Infractions: <input type="text" value="3"/>
23	Jan PRZYROWSKI	Griffin Core	1	Turn 2	10	15:22:59.450	
23	Jan PRZYROWSKI	Griffin Core	2	Turn 2	15	15:36:14.249	
							Total Infractions: <input type="text" value="2"/>
24	Kyuhu LEE	Rodin Motorsport	1	Turn 15	1	15:02:18.148	
24	Kyuhu LEE	Rodin Motorsport	2	Turn 2	7	15:16:45.123	
24	Kyuhu LEE	Rodin Motorsport	3	Turn 2	9	15:24:50.302	
24	Kyuhu LEE	Rodin Motorsport	4	Turn 2	12	15:31:03.433	
24	Kyuhu LEE	Rodin Motorsport	5	Turn 2	13	15:33:06.456	
24	Kyuhu LEE	Rodin Motorsport	6	Turn 2	16	15:40:18.927	
							Total Infractions: <input type="text" value="6"/>
25	Francisco MONARCA	Monlau Motorsport	1	Turn 2	5	15:13:47.510	
25	Francisco MONARCA	Monlau Motorsport	2	Turn 8	8	15:27:54.777	
25	Francisco MONARCA	Monlau Motorsport	3	Turn 2	9	15:29:25.710	
25	Francisco MONARCA	Monlau Motorsport	4	Turn 2	14	15:39:53.660	



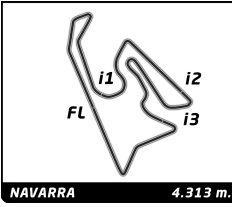
F4Spain

ROUND 2 - NAVARRA

PREVIOUS TEST 3

Track Limits Analysis

No	Driver	Team	T.L. Nr	Camera	Lap	Time
						Total Infractions: <input type="text" value="4"/>
27	Alexander JACOBY	Monlau Motorsport	1	Turn 2	4	15:10:57.705
27	Alexander JACOBY	Monlau Motorsport	2	Turn 2	7	15:17:16.858
27	Alexander JACOBY	Monlau Motorsport	3	Turn 2	10	15:28:01.452
27	Alexander JACOBY	Monlau Motorsport	4	Turn 2	11	15:30:05.441
						Total Infractions: <input type="text" value="4"/>
32	Wiktor DOBRZANSKI	Tecnicar by Amtog	1	Turn 2	4	15:08:23.379
32	Wiktor DOBRZANSKI	Tecnicar by Amtog	2	Turn 2	15	15:34:37.658
32	Wiktor DOBRZANSKI	Tecnicar by Amtog	3	Turn 15	16	15:38:13.531
						Total Infractions: <input type="text" value="3"/>
33	Christopher EL FEGHALI	Drivex	1	Turn 8	1	15:01:01.096
33	Christopher EL FEGHALI	Drivex	2	Turn 8	4	15:07:19.914
33	Christopher EL FEGHALI	Drivex	3	Turn 2	9	15:17:08.105
33	Christopher EL FEGHALI	Drivex	4	Turn 2	14	15:30:25.367
33	Christopher EL FEGHALI	Drivex	5	Turn 2	17	15:36:32.334
33	Christopher EL FEGHALI	Drivex	6	Turn 2	19	15:40:36.041
						Total Infractions: <input type="text" value="6"/>
37	Filippo FIORENTINO	Drivex	1	Turn 2	8	15:18:04.101
37	Filippo FIORENTINO	Drivex	2	Turn 2	10	15:22:13.512
37	Filippo FIORENTINO	Drivex	3	Turn 8	12	15:26:55.448
37	Filippo FIORENTINO	Drivex	4	Turn 2	14	15:30:28.567
37	Filippo FIORENTINO	Drivex	5	Turn 2	16	15:34:34.321
37	Filippo FIORENTINO	Drivex	6	Turn 2	19	15:40:43.859
						Total Infractions: <input type="text" value="6"/>
39	Santino PANETTA	TC Racing	1	Turn 8	7	15:19:00.573
39	Santino PANETTA	TC Racing	2	Turn 17	9	15:24:17.725
39	Santino PANETTA	TC Racing	3	Turn 2	10	15:24:40.129
39	Santino PANETTA	TC Racing	4	Turn 8	10	15:25:15.047
						Total Infractions: <input type="text" value="3"/>
41	Stepan SUSLOV	DXR	1	Turn 15	4	15:08:38.093
41	Stepan SUSLOV	DXR	2	Turn 2	9	15:17:36.428
41	Stepan SUSLOV	DXR	3	Turn 2	10	15:19:42.424
41	Stepan SUSLOV	DXR	4	Turn 17	15	15:34:05.058
						Total Infractions: <input type="text" value="4"/>
46	Nathan TYE	Rodin Motorsport	1	Turn 2	4	15:09:17.374
46	Nathan TYE	Rodin Motorsport	2	Turn 2	7	15:15:35.848
46	Nathan TYE	Rodin Motorsport	3	Turn 2	9	15:24:21.707
46	Nathan TYE	Rodin Motorsport	4	Turn 17	10	15:28:06.516
						Total Infractions: <input type="text" value="4"/>
48	Gino TRAPPA	Drivex	1	Turn 2	5	15:09:13.373
48	Gino TRAPPA	Drivex	2	Turn 15	6	15:12:55.508
48	Gino TRAPPA	Drivex	3	Turn 2	17	15:36:56.059
						Total Infractions: <input type="text" value="3"/>
57	Kaiden HIGGINS	DXR	1	Turn 2	14	15:31:09.773
						Total Infractions: <input type="text" value="1"/>
70	Aleksandar BOGUNOVIC	GRS Team	1	Turn 15	2	15:04:30.247
70	Aleksandar BOGUNOVIC	GRS Team	2	Turn 2	6	15:11:28.774
70	Aleksandar BOGUNOVIC	GRS Team	3	Turn 2	14	15:31:32.562
						Total Infractions: <input type="text" value="3"/>
71	Daniel DALLAKYAN	GRS Team	1	Turn 15	2	15:04:30.247
71	Daniel DALLAKYAN	GRS Team	2	Turn 2	4	15:07:18.657
71	Daniel DALLAKYAN	GRS Team	3	Turn 17	4	15:09:05.597
71	Daniel DALLAKYAN	GRS Team	4	Turn 2	5	15:09:28.049
71	Daniel DALLAKYAN	GRS Team	5	Turn 2	6	15:11:36.985



F4Spain


ROUND 2 - NAVARRA

PREVIOUS TEST 3

Track Limits Analysis

No	Driver	Team	T.L. Nr	Camera	Lap	Time	Total Infractions:
71	Daniel DALLAKYAN	GRS Team	6	Turn 15	5	15:11:00.093	8
71	Daniel DALLAKYAN	GRS Team	7	Turn 15	6	15:13:06.750	
71	Daniel DALLAKYAN	GRS Team	8	Turn 2	11	15:22:09.237	
71	Daniel DALLAKYAN	GRS Team	9	Turn 2	14	15:28:26.181	
71	Daniel DALLAKYAN	GRS Team	10	Turn 2	17	15:34:44.197	
71	Daniel DALLAKYAN	GRS Team	11	Turn 15	19	15:40:20.778	
77	Andrej PETROVIC	T-Code by Amtog	1	Turn 2	17	15:37:26.516	1
78	Alfio SPINA	TC Racing	1	Turn 15	3	15:06:24.961	4
78	Alfio SPINA	TC Racing	2	Turn 2	6	15:11:12.655	
78	Alfio SPINA	TC Racing	3	Turn 2	10	15:19:32.855	
78	Alfio SPINA	TC Racing	4	Turn 2	18	15:37:53.312	
88	Santiago BAZTARRICA	TC Racing	1	Turn 2	5	15:09:07.297	2
88	Santiago BAZTARRICA	TC Racing	2	Turn 2	8	15:21:34.443	
91	Lorenzo CAMPOS	Monlau Motorsport	1	Turn 2	11	15:33:23.782	2
91	Lorenzo CAMPOS	Monlau Motorsport	2	Turn 2	13	15:37:31.053	
99	Thomas STRAUVEN	Griffin Core	1	Turn 2	6	15:11:55.896	3
99	Thomas STRAUVEN	Griffin Core	2	Turn 2	7	15:14:00.056	
99	Thomas STRAUVEN	Griffin Core	3	Turn 2	10	15:22:19.190	

TOTAL TRACK LIMITS: 103



Published at: XX:15:50