

F4Spain

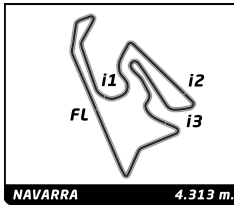
ROUND 2 - NAVARRA

QUALIFYING 1

Sector Analysis

— Invalidated Lap ■ Personal Best ■ Session Best B Crossing the pit lane

Lap	Time	Sector 1	Sector 2	Sector 3	Sector 4	T.Spd	Lap	Time	Sector 1	Sector 2	Sector 3	Sector 4	T.Spd	
1	Hudson SCHWARTZ USA							2	<u>1:49.170</u>	<u>27.386</u>	23.828	31.344	26.612	210.5
	KCL MP Motorsport							3	1:49.925	26.869	23.581	31.062	28.413	219.5
	Tatuus F4 T -421							4	4:11.343 B	26.873	25.149	34.199	2:45.122	218.3
1	3:45.194	2:21.139	24.472	32.638	26.945	167.5	5	<u>1:56.480</u>	34.843	23.681	31.381	<u>26.575</u>		
2	1:50.208	27.287	23.753	31.921	27.247	218.3	6	<u>1:47.273</u>	<u>26.717</u>	23.336	30.796	26.424	217.1	
3	4:42.278 B	27.076	23.287	30.867	3:21.048	219.5	7	<u>1:46.923</u>	26.705	<u>23.162</u>	<u>30.724</u>	<u>26.332</u>	221.8	
4	1:54.343	32.309	23.468	31.886	26.680	171.7	8	1:47.556	<u>26.571</u>	23.351	31.025	26.609	219.5	
5	1:46.514	26.637	<u>23.061</u>	30.589	26.227	219.5	9	1:47.221	26.657	23.367	30.728	26.469	218.3	
6	<u>1:46.324</u>	<u>26.480</u>	23.119	30.516	<u>26.209</u>	219.5	10	<u>1:47.156</u>	26.716	<u>23.219</u>	30.743	26.478	214.9	
7	1:46.631	26.658	23.067	30.523	26.383	219.5	11	1:47.300	26.634	23.344	30.794	26.528	217.1	
8	1:56.122	26.604	23.169	38.567	27.782	220.6								
9	1:46.612	26.625	23.081	<u>30.435</u>	26.471	219.5	9	René LAMMERS NLD						
10	1:47.074	26.642	23.194	30.805	26.433	218.3		MP Motorsport						Tatuus F4 T -421
2	Vivek KANTHAN USA							1	4:52.345	3:27.690	25.086	32.304	27.265	158.5
	Campos Racing							2	1:48.385	27.534	23.405	30.993	26.453	209.4
	Tatuus F4 T -421							3	3:56.434 B	30.687	30.293	39.527	2:15.927	214.9
1	3:42.478	2:17.967	25.104	32.167	27.240	164.2	4	2:04.464	37.235	25.630	33.689	27.910	127.5	
2	1:54.695	27.789	24.501	34.259	28.146	206.2	5	1:46.950	26.614	23.199	30.889	26.248	218.3	
3	4:03.624 B	26.785	23.424	37.087	2:36.328	217.1	6	<u>1:46.044</u>	<u>26.364</u>	23.039	<u>30.405</u>	26.236	217.1	
4	1:57.469	35.696	23.910	31.121	26.742	161.6	7	1:46.179	26.410	23.016	30.481	26.272	218.3	
5	1:46.812	26.719	23.160	30.534	26.399	217.1	8	1:46.224	26.486	<u>23.008</u>	30.536	<u>26.194</u>	217.1	
6	1:46.346	26.465	23.062	30.540	<u>26.279</u>	219.5	9	<u>1:53.298</u>	26.444	25.223	33.709	<u>27.922</u>	219.5	
7	1:46.368	26.542	22.999	30.463	26.364	218.3								
8	1:46.300	26.491	<u>22.950</u>	30.562	26.297	216.0	10	Niklas SCHAUFLE AUT						
9	<u>1:46.126</u>	26.432	<u>22.962</u>	<u>30.447</u>	26.285	217.1		KCL MP Motorsport						Tatuus F4 T -421
10	1:46.262	26.421	23.046	30.480	26.315	218.3	1	4:26.630	2:57.746	26.316	33.785	28.783	156.6	
11	1:46.478	<u>26.396</u>	23.139	30.589	26.354	219.5	2	1:51.405	28.355	24.606	31.828	26.616	197.3	
4	Ean EYCKMANS BEL							3	4:13.482 B	26.837	26.733	49.630	2:30.282	213.8
	MP Motorsport							4	2:03.637	36.069	24.147	36.321	27.100	151.4
	Tatuus F4 T -421							5	1:48.344	26.688	23.213	31.062	27.381	216.0
1	4:56.066	3:33.166	24.294	31.696	26.910	166.8	6	1:46.818	26.647	23.102	30.584	26.485	214.9	
2	1:47.215	26.834	23.194	30.809	26.378	216.0	7	1:46.869	26.588	23.145	30.646	26.490	214.9	
3	3:46.684 B	30.062	29.768	39.564	2:07.290	217.1	8	<u>1:46.797</u>	26.670	<u>23.032</u>	30.670	<u>26.425</u>	214.9	
4	2:03.525	35.983	24.339	36.319	26.884	150.9	9	1:46.928	26.554	23.225	<u>30.512</u>	26.637	216.0	
5	1:46.450	26.620	23.163	30.389	<u>26.278</u>	217.1	10	1:46.971	<u>26.525</u>	23.178	30.608	26.660	216.0	
6	<u>1:46.224</u>	26.607	<u>22.973</u>	<u>30.351</u>	26.293	217.1								
7	1:46.626	26.596	23.019	30.636	26.375	217.1	11	Reno FRANCOT NLD						
8	1:46.576	26.618	23.091	30.463	26.404	216.0		KCL MP Motorsport						Tatuus F4 T -421
9	1:46.455	26.555	<u>23.106</u>	30.429	26.365	217.1	1	5:04.890	3:39.430	25.457	32.715	27.288	164.2	
5	Miguel COSTA BRA							2	1:49.870	28.281	23.857	31.239	26.493	195.4
	Campos Racing							3	3:09.091 B	28.698	27.485	38.253	1:34.655	217.1
	Tatuus F4 T -421							4	2:12.234 B	33.655	23.993	31.599	42.987	164.8
1	3:39.213	2:13.229	25.266	32.690	28.028	164.8	5	1:54.922	32.119	23.497	31.153	28.153	170.3	
2	1:54.632	29.715	24.720	32.477	27.720	188.3	6	1:46.464	26.615	23.017	30.583	<u>26.249</u>	209.4	
3	4:03.443 B	<u>26.732</u>	23.343	30.942	2:42.426	217.1	7	1:46.217	26.495	23.057	<u>30.399</u>	26.266	213.8	
4	1:56.234	33.939	24.156	31.745	26.394		8	<u>1:46.175</u>	26.485	<u>22.987</u>	30.423	26.280	216.0	
5	1:47.000	26.684	23.239	30.688	26.389	221.8	9	1:46.433	<u>26.459</u>	23.185	30.427	26.362	217.1	
6	1:46.443	<u>26.509</u>	23.161	30.549	26.224	220.6	10	<u>1:46.532</u>	26.491	<u>23.089</u>	30.573	26.379	216.0	
7	1:46.316	<u>26.477</u>	23.051	30.585	<u>26.203</u>	221.8								
8	1:46.328	26.487	23.105	<u>30.474</u>	26.262	217.1	17	Nacho TUÑON ESP						
9	<u>1:46.247</u>	26.507	<u>22.997</u>	30.503	26.240	217.1		Tecnicar by Amtog						Tatuus F4 T -421
10	<u>1:46.421</u>	<u>26.510</u>	23.105	30.533	26.273	217.1	1	2:04.731	38.673	25.976	32.595	27.487	155.5	
11	1:46.662	26.531	23.203	30.631	26.297	217.1	2	1:55.429	29.028	25.351	32.616	28.434	212.6	
6	Sacha VAN'T PAD BOSCH NLD							3	1:51.773	27.082	24.695	33.265	26.731	216.0
	T-Code by Amtog							4	4:02.610 B	26.854	23.552	32.013	2:40.191	218.3
	Tatuus F4 T -421							5	1:59.067	34.727	24.218	33.194	26.928	166.2
1	<u>2:02.807</u>	37.447	25.619	32.253	<u>27.488</u>	142.5	6	1:47.634	26.737	23.318	30.908	26.671	220.6	

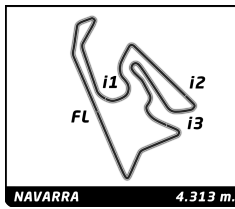


F4Spain ROUND 2 - NAVARRA QUALIFYING 1

Sector Analysis

— Invalidated Lap ■ Personal Best ■ Session Best B Crossing the pit lane

Lap	Time	Sector 1	Sector 2	Sector 3	Sector 4	T.Spd	Lap	Time	Sector 1	Sector 2	Sector 3	Sector 4	T.Spd
7	1:47.401	26.667	23.341	30.885	26.508	216.0	10	<u>1:47.365</u>	26.813	<u>23.183</u>	30.905	<u>26.464</u>	218.3
8	1:47.236	26.734	23.251	30.791	26.460	213.8	11	<u>1:47.450</u>	<u>26.843</u>	23.309	30.719	26.579	219.5
9	1:47.109	26.633	23.182	30.775	26.519	213.8	25 Francisco MONARCA ARG						
10	1:47.340	26.527	23.369	30.889	26.555	217.1	Monlau Motorsport Tatuus F4 T -421						
11	<u>1:47.293</u>	26.615	23.305	30.634	<u>26.739</u>	217.1	1	3:07.194	1:43.190	24.775	32.038	27.191	
19 Matus RYBA SVK							2	1:50.077	27.855	24.009	31.348	26.865	
Griffin Core Tatuus F4 T -421							3	<u>1:47.446</u>	26.754	<u>23.382</u>	31.023	26.287	
1	3:59.564	2:33.336	24.721	32.730	28.777		4	3:13.034 B	29.421	29.770	39.913	1:33.930	
2	1:51.130	27.009	24.783	32.770	26.568	220.6	5	1:56.129	33.358	23.560	32.233	26.978	
3	3:51.590 B	26.669	23.257	32.601	2:29.063	208.3	6	<u>2:02.248</u>	<u>31.215</u>	27.558	36.492	26.983	
4	1:57.707	36.167	23.499	31.280	26.761		7	1:47.623	26.997	23.410	30.828	26.388	
5	1:47.115	26.662	23.185	30.767	26.501	219.5	8	1:46.851	26.757	23.157	30.649	26.288	
6	1:46.627	26.498	23.153	30.602	26.374	221.8	9	1:46.828	26.659	23.214	30.677	26.278	
7	1:46.507	26.487	23.151	30.428	26.441	221.8	10	1:46.891	26.607	23.227	30.706	26.351	
8	1:46.611	26.554	23.159	30.527	26.371	221.8	27 Alexander JACOBY BRA						
9	1:46.638	26.553	23.080	30.624	26.381		Monlau Motorsport Tatuus F4 T -421						
10	1:46.281	26.500	23.041	30.360	26.380	221.8	1	3:15.425	1:48.497	26.106	33.118	27.704	
22 Juan COTA ESP							2	<u>1:49.810</u>	<u>27.729</u>	<u>23.836</u>	<u>31.581</u>	<u>26.664</u>	
MP Motorsport Tatuus F4 T -421							32 Wiktor DOBRZANSKI POL						
1	4:24.165	2:55.811	26.418	33.979	27.957	162.2	Tecnicar by Amtog Tatuus F4 T -421						
2	1:50.332	27.854	24.100	31.752	26.626	208.3	1	2:05.402	39.002	26.088	32.687	27.625	
3	4:10.065 B	26.665	26.616	49.558	2:27.226	213.8	2	1:55.536	28.942	25.150	32.755	28.689	216.0
4	2:05.038	41.052	24.424	32.746	26.816	144.0	3	1:52.033	26.829	24.717	33.313	27.174	213.8
5	1:46.640	26.657	23.184	30.473	26.326	217.1	4	4:02.787 B	26.884	24.590	33.538	2:37.775	223.0
6	1:46.256	26.515	22.993	30.483	26.265	218.3	5	2:00.882	36.346	24.336	31.860	28.340	155.5
7	1:46.220	26.536	22.979	30.448	26.257	218.3	6	1:48.062	26.954	23.543	31.009	26.556	220.6
8	1:46.131	26.426	22.978	30.391	26.336	217.1	7	1:47.623	26.925	<u>23.281</u>	30.943	26.474	224.3
9	1:46.331	26.427	23.062	30.481	26.361	213.8	8	1:47.690	26.854	23.240	31.023	26.573	219.5
10	1:46.587	26.509	23.139	30.495	26.444	216.0	9	1:47.851	26.882	23.285	31.047	26.637	221.8
23 Jan PRZYROWSKI POL							10	1:47.705	26.873	23.291	30.848	26.693	220.6
Griffin Core Tatuus F4 T -421							11	1:48.115	26.916	23.363	31.159	26.677	220.6
1	3:37.271	2:10.098	25.582	32.981	28.610		33 Christopher EL FEGHALI LBN						
2	1:55.309	30.254	24.746	32.800	27.509	173.9	Drivex Tatuus F4 T -421						
3	4:02.539 B	26.808	23.222	30.838	2:41.671	216.0	1	3:44.261	2:19.755	24.765	31.882	27.859	163.5
4	1:56.469	33.695	25.238	31.078	26.458		2	1:54.163	27.694	23.606	34.195	28.668	213.8
5	1:46.700	26.686	23.087	30.646	26.281	220.6	3	4:05.822 B	26.740	23.505	31.299	2:44.278	216.0
6	1:46.164	26.441	23.018	30.460	26.245	217.1	4	1:57.098	35.198	23.724	30.927	27.249	166.8
7	1:46.164	26.506	22.974	30.467	26.217	218.3	5	1:46.970	26.693	23.189	30.746	26.342	217.1
8	1:46.114	26.407	23.015	30.439	26.253	216.0	6	1:46.405	26.584	23.067	30.538	26.216	217.1
9	1:46.173	26.387	23.060	30.443	26.283	217.1	7	1:46.623	26.544	23.130	30.507	26.442	218.3
10	1:46.202	26.442	23.062	30.398	26.300	220.6	8	1:46.570	26.543	23.107	30.484	26.436	216.0
11	1:46.271	26.369	23.133	30.468	26.301	220.6	9	1:50.686	26.998	25.438	31.627	26.623	216.0
24 Kyuho LEE KOR							10	1:46.607	26.611	23.124	30.547	26.325	216.0
Rodin Motorsport Tatuus F4 T -421							11	1:47.024	26.584	23.181	30.704	26.555	219.5
1	2:54.013 B	56.578	27.922	36.328	53.185		37 Filippo FIORENTINO BRA						
2	1:59.877	34.769	25.464	32.620	27.024		Drivex Tatuus F4 T -421						
3	1:48.633	27.125	23.654	31.309	26.545	217.1	1	5:10.730	3:44.017	25.868	33.260	27.585	152.6
4	3:08.126 B	30.191	29.657	39.633	1:28.645	217.1	2	1:48.418	27.426	23.557	30.977	26.458	211.5
5	1:57.729	35.584	24.062	31.376	26.707		3	3:11.366 B	27.295	26.386	37.278	1:40.407	214.9
6	1:47.492	26.887	23.261	30.894	26.450	219.5	4	1:53.483	32.338	23.449	31.115	26.581	170.3
7	1:47.377	26.898	23.399	30.734	26.346	220.6	5	1:47.507	26.952	23.374	30.864	26.317	216.0
8	<u>1:46.998</u>	26.763	23.245	30.707	<u>26.283</u>	218.3	6	2:06.737	26.800	35.449	37.525	26.963	214.9
9	1:47.287	26.692	23.301	30.830	26.464	220.6							



F4Spain

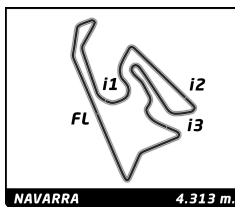
ROUND 2 - NAVARRA

QUALIFYING 1

Sector Analysis

— Invalidated Lap ■ Personal Best ■ Session Best B Crossing the pit lane

Lap	Time	Sector 1	Sector 2	Sector 3	Sector 4	T.Sp	Lap	Time	Sector 1	Sector 2	Sector 3	Sector 4	T.Sp
39 Santino PANETTA ARG													
TC Racing Tatuus F4 T -421													
1	2:06.486	42.564	24.745	32.121	27.056								
2	1:49.758	27.714	24.127	31.301	26.616	210.5							
3	1:47.371	26.757	23.258	30.921	26.435								
4	4:17.296 B	26.752	23.131	33.712	2:53.701	212.6							
5	1:58.214	33.257	24.130	33.160	27.667								
6	1:48.592	26.696	24.487	30.973	26.436	216.0							
7	1:46.900	26.596	23.149	30.735	26.420	212.6							
8	1:46.892	26.549	23.069	30.885	26.389								
9	1:47.416	26.564	23.260	30.950	26.642	209.4							
41 Stepan SUSLOV SWE													
DXR Tatuus F4 T -421													
1	3:44.850	2:20.490	24.708	32.364	27.288	161.6							
2	1:52.937	27.383	24.326	33.260	27.968	214.9							
3	4:08.997 B	26.859	23.452	31.145	2:47.541	214.9							
4	1:57.444	35.184	23.557	31.263	27.440	168.9							
5	1:47.392	26.722	23.299	30.944	26.427	217.1							
6	1:47.162	26.725	23.316	30.659	26.462	217.1							
7	1:49.750	26.702	25.497	31.051	26.500	216.0							
8	1:47.326	26.701	23.355	30.813	26.457	217.1							
9	1:47.320	26.695	23.338	30.821	26.466	214.9							
10	1:47.681	26.703	23.672	30.737	26.569	216.0							
46 Nathan TYE GBR													
Rodin Motorsport Tatuus F4 T -421													
1	4:35.166 B	2:41.179	25.601	32.603	55.783								
2	1:56.083	33.974	23.946	31.637	26.526	168.2							
3	3:17.917 B	29.192	27.411	38.475	1:42.839	213.8							
4	1:58.376	36.504	23.907	31.521	26.444	154.3							
5	1:46.722	26.560	23.218	30.680	26.264	217.1							
6	1:46.464	26.530	23.106	30.513	26.315	217.1							
7	1:46.411	26.478	23.091	30.561	26.281	217.1							
8	1:46.508	26.540	23.106	30.511	26.351	216.0							
9	1:46.420	26.547	23.065	30.525	26.283	216.0							
10	1:46.762	26.544	23.074	30.709	26.435	213.8							
11	1:46.838	26.568	23.161	30.680	26.429	218.3							
48 Gino TRAPPA ARG													
Drivex Tatuus F4 T -421													
1	3:42.974	2:18.931	24.978	31.922	27.143	160.3							
2	1:52.534	27.436	24.534	32.931	27.633	216.0							
3	4:10.122 B	27.350	23.884	31.478	2:47.410	216.0							
4	1:57.256	35.655	23.819	31.016	26.766	168.2							
5	1:47.237	26.750	23.231	30.760	26.496	218.3							
6	1:46.824	26.644	23.328	30.645	26.207	218.3							
7	1:46.550	26.544	23.186	30.588	26.232	216.0							
8	1:46.709	26.559	23.157	30.679	26.314	217.1							
9	1:46.879	26.675	23.052	30.716	26.436	213.8							
10	1:47.208	26.688	23.193	30.851	26.476	216.0							
11	1:47.820	26.693	23.199	30.893	27.035	217.1							
57 Kaiden HIGGINS ARE													
DXR Tatuus F4 T -421													
1	3:49.133	2:24.205	25.346	32.342	27.240								
2	1:50.760	27.287	23.506	31.483	28.484								
3	4:35.185 B	26.899	23.409	31.115	3:13.762								
4	1:58.860	36.347	24.003	31.577	26.933								
5	1:47.450	26.734	23.352	30.948	26.416								
6	1:47.534	26.660	23.615	30.800	26.459								
7	1:47.452	26.703	23.299	30.819	26.631								
8	1:47.109	26.680	23.310	30.702	26.417								
9	1:47.217	26.603	23.212	30.714	26.688								
10	1:49.995	26.638	25.332	31.219	26.806								
70 Aleksandar BOGUNOVIC SVN													
GRS Team Tatuus F4 T -421													
1	5:04.842 B	3:20.130	24.188	31.508	49.016								
2	1:55.672	33.751	23.701	31.216	27.004								
3	3:01.732 B	29.854	25.212	37.387	1:29.279								
4	1:58.576	32.944	24.589	33.625	27.418								
5	1:48.126	27.021	23.491	30.963	26.651	214.9							
6	1:47.719	26.912	23.341	30.799	26.667								
7	1:47.700	27.029	23.279	30.713	26.679	210.5							
8	1:47.826	26.937	23.393	30.803	26.693								
9	1:48.061	26.895	23.521	30.859	26.786								
10	1:48.042	26.850	23.502	30.834	26.856	212.6							
71 Daniel DALLAKYAN ARM													
GRS Team Tatuus F4 T -421													
1	4:06.729	2:36.849	26.423	34.311	29.146	145.5							
2	1:54.696	27.403	23.896	36.304	27.093	217.1							
3	4:08.165 B	26.992	23.491	33.807	2:43.875	219.5							
4	1:56.347	33.910	23.787	31.584	27.066								
5	1:47.691	26.903	23.375	30.794	26.619	217.1							
6	1:47.554	26.987	23.296	30.755	26.516	219.5							
7	1:47.433	26.882	23.271	30.806	26.474	220.6							
8	1:47.202	26.835	23.202	30.603	26.562	218.3							
9	1:47.735	26.855	23.306	30.893	26.681	218.3							
77 Andrej PETROVIC SRB													
T-Code by Amtog Tatuus F4 T -421													
1	4:05.819	2:36.332	26.387	34.293	28.807								
2	1:54.489	27.247	23.421	37.236	26.585								
3	3:56.314 B	26.688	23.270	34.872	2:31.484								
4	1:56.568	33.154	23.931	32.558	26.925								
5	1:46.702	26.582	23.171	30.582	26.367								
6	1:46.673	26.553	23.110	30.765	26.245								
7	1:46.454	26.592	23.041	30.525	26.296								
8	1:48.330	26.599	23.186	30.743	27.802								
9	1:46.675	26.456	23.211	30.551	26.457								
10	1:46.630	26.459	23.076	30.597	26.498								
78 Alfio SPINA ITA													
TC Racing Tatuus F4 T -421													
1	2:42.445 B	41.921	24.767	32.294	1:03.463	154.9							
2	1:55.506	33.775	23.965	31.123	26.643	168.2							
3	1:46.826	26.665	23.183	30.654	26.324	216.0							



F4Spain

ROUND 2 - NAVARRA

QUALIFYING 1

Sector Analysis

— Invalidated Lap ■ Personal Best ■ Session Best B Crossing the pit lane

Lap	Time	Sector 1	Sector 2	Sector 3	Sector 4	T.Sp	Lap	Time	Sector 1	Sector 2	Sector 3	Sector 4	T.Sp
4	3:35.268	B	26.584	32.675	41.623	1:54.386	217.1	7	1:45.836	26.402	23.007	30.421	26.006
5	2:13.477	33.827	28.700	34.811	36.139	167.5	8	1:46.082	■ 26.381	23.076	30.564	26.061	
6	1:46.793	26.560	23.207	30.777	26.249	219.5	9	1:49.113	26.615	23.236	32.285	26.977	
7	1:46.663	26.588	23.177	30.654	■ 26.244	217.1	10	1:46.400	26.411	23.014	30.756	26.219	
8	1:46.798	26.583	23.159	30.688	26.368	214.9							
9	■ 1:46.553	■ 26.482	23.236	30.567	26.268	216.0							
10	1:46.643	26.614	■ 23.105	■ 30.536	26.388	219.5							
11	1:46.976	26.503	23.319	30.768	26.386	216.0							

81 Noah MONTEIRO PRT						
Campos Racing Tatuus F4 T -421						
1	3:41.583	2:15.564	25.382	32.294	28.343	
2	1:53.330	28.221	24.460	32.448	28.201	
3	4:03.126	B	26.859	23.282	30.679	2:42.306
4	1:58.136	36.042	23.999	30.942	27.153	
5	1:46.836	26.726	23.280	30.616	26.214	
6	1:46.231	26.516	■ 22.995	30.512	26.208	
7	■ 1:46.196	26.571	23.042	■ 30.419	■ 26.164	
8	1:46.220	26.546	23.040	30.467	26.167	
9	1:46.521	26.537	23.020	30.588	26.376	
10	1:46.348	■ 26.427	23.154	30.447	26.320	

88 Santiago BAZTARRICA ARG						
TC Racing Tatuus F4 T -421						
1	2:43.479	B	42.300	24.721	33.108	1:03.350 159.1
2	1:56.287	34.078	23.992	31.196	27.021	165.5
3	1:47.557	26.914	23.362	30.859	26.422	216.0
4	5:58.234	B	26.832	28.920	40.521	4:21.961 217.1
5	1:55.599	33.543	24.571	31.027	26.458	165.5
6	1:47.130	26.774	23.339	30.623	26.394	214.9
7	■ 1:46.961	■ 26.738	23.210	30.623	■ 26.390	214.9
8	1:47.014	26.889	■ 23.114	30.589	26.422	216.0
9	1:46.975	26.738	23.239	■ 30.532	26.466	217.1
10	1:47.490	26.755	23.228	30.930	26.577	216.0

91 Lorenzo CAMPOS AGO						
Monlau Motorsport Tatuus F4 T -421						
1	3:08.087	1:44.525	24.612	31.977	26.973	163.5
2	1:50.294	27.833	23.979	31.815	26.667	209.4
3	1:47.965	26.735	23.437	31.357	26.436	213.8
4	3:12.609	B	29.013	29.175	39.828	1:34.593 212.6
5	1:56.789	32.954	23.745	31.774	28.316	168.9
6	1:47.379	26.702	23.390	30.880	26.407	214.9
7	1:46.956	26.629	23.215	30.771	■ 26.341	213.8
8	1:48.130	26.642	23.184	31.075	27.229	214.9
9	■ 1:46.737	26.659	23.206	■ 30.523	26.349	213.8
10	1:47.043	26.575	■ 23.145	30.831	26.492	213.8
11	1:47.095	■ 26.484	23.299	30.815	26.497	213.8

99 Thomas STRAUVEN BEL						
Griffin Core Tatuus F4 T -421						
1	3:34.535	2:05.794	25.250	33.836	29.655	
2	1:56.159	31.223	24.646	32.898	27.392	
3	4:01.844	B	26.647	23.143	30.686	2:41.368
4	1:55.866	32.523	25.996	31.133	26.214	
5	1:46.217	26.511	23.086	30.497	26.123	
6	■ 1:45.831	26.432	■ 22.987	■ 30.395	26.017	