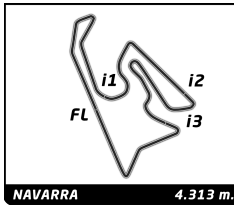


F4Spain ROUND 2 - NAVARRA RACE 3

Sector Analysis

— Invalidated Lap ■ Personal Best ■ Session Best B Crossing the pit lane

Lap	Time	Sector 1	Sector 2	Sector 3	Sector 4	T.Sp	Lap	Time	Sector 1	Sector 2	Sector 3	Sector 4	T.Sp	
1	Hudson SCHWARTZ USA KCL MP Motorsport Tatuus F4 T -421							5	Miguel COSTA BRA Campos Racing Tatuus F4 T -421					
1	1:56.799	33.846	24.382	31.769	26.802		1	1:59.071	34.810	24.621	32.385	27.255		
2	2:01.115	26.855	23.477	38.915	31.868	219.5	2	2:03.031	29.818	23.810	38.089	31.314	216.0	
3	2:52.583	59.454	38.366	40.640	34.123	201.2	3	2:53.650	1:00.469	40.194	38.898	34.089	160.3	
4	2:43.009	53.848	34.550	40.806	33.805	180.8	4	2:42.029	53.992	35.674	40.047	32.316	152.6	
5	2:39.495	41.440	35.341	46.977	35.737	181.6	5	2:37.548	41.299	37.128	44.584	34.537	154.3	
6	<u>1:50.191</u>	<u>27.690</u>	<u>24.353</u>	<u>31.327</u>	<u>26.821</u>	213.8	6	<u>1:50.104</u>	<u>27.116</u>	<u>24.032</u>	<u>31.908</u>	<u>27.048</u>	219.5	
7	1:48.131	26.805	23.460	31.022	26.844	217.1	7	<u>1:49.521</u>	<u>27.229</u>	23.905	31.579	<u>26.808</u>	219.5	
8	1:49.080	26.998	23.642	31.222	27.218	217.1	8	<u>1:48.825</u>	<u>27.254</u>	23.534	31.337	26.700	216.0	
9	<u>1:49.342</u>	27.210	23.793	31.408	<u>26.931</u>	217.1	9	<u>1:49.020</u>	26.649	23.609	31.720	<u>27.042</u>	221.8	
10	<u>1:48.722</u>	<u>27.472</u>	23.600	31.002	26.648	213.8	10	<u>1:49.449</u>	<u>27.427</u>	23.718	31.570	26.734	211.5	
11	1:47.630	26.808	23.310	30.763	26.749	218.3	11	1:47.918	26.774	23.456	31.088	26.600	217.1	
12	1:47.685	26.772	23.309	30.872	26.732	218.3	12	1:48.130	26.926	23.555	30.956	26.693	221.8	
13	1:47.504	26.777	23.324	30.831	26.572	218.3	13	<u>1:48.140</u>	27.079	23.703	30.818	<u>26.540</u>	221.8	
14	1:47.660	26.774	23.320	30.946	26.620	217.1	14	1:47.304	26.784	23.336	30.706	26.478	217.1	
15	1:47.463	26.770	23.329	30.794	26.570	217.1	15	<u>1:47.345</u>	<u>26.698</u>	23.278	30.897	26.472	216.0	
16	1:47.473	26.891	23.312	30.699	26.571	216.0	16	1:47.260	26.804	23.271	30.752	26.433	218.3	
2	Vivek KANTHAN USA Campos Racing Tatuus F4 T -421							6	Sacha VAN'T PAD BOSCH NLD T-Code by Amtog Tatuus F4 T -421					
1	1:58.745	34.795	24.501	32.278	27.171		1	2:00.806	36.012	25.033	32.175	27.586		
2	2:01.217	27.856	23.633	37.778	31.950	214.9	2	2:02.465	28.301	23.992	38.308	31.864	219.5	
3	2:52.917	59.540	39.469	39.888	34.020	188.3	3	2:53.501	1:00.144	39.913	39.049	34.395	183.2	
4	2:42.428	54.252	34.644	40.704	32.828	149.2	4	2:41.762	53.541	36.001	39.756	32.464	149.2	
5	2:38.758	41.693	35.806	45.848	35.411	159.1	5	2:37.291	41.078	36.979	44.777	34.457	158.5	
6	<u>1:50.929</u>	27.134	24.093	31.967	<u>27.735</u>	217.1	6	1:50.616	27.128	23.849	31.954	27.685	217.1	
7	1:48.897	27.137	23.663	31.278	26.819	217.1	7	<u>1:52.218</u>	<u>27.572</u>	<u>24.550</u>	32.329	<u>27.767</u>	214.9	
8	1:48.729	27.192	23.801	30.995	26.741	219.5	8	<u>1:48.816</u>	<u>27.323</u>	23.533	31.165	26.795	218.3	
9	1:50.213	26.908	23.790	32.231	27.284	217.1	9	1:48.443	26.914	23.575	31.155	26.799	219.5	
10	<u>1:49.853</u>	27.113	23.867	32.044	<u>26.829</u>	211.5	10	1:49.476	26.970	23.768	31.589	27.149	219.5	
11	<u>1:48.370</u>	<u>26.864</u>	23.425	31.445	26.636	218.3	11	1:48.432	27.253	23.574	31.038	26.567	218.3	
12	1:47.605	26.685	23.342	30.942	26.636	221.8	12	1:47.492	26.796	23.370	30.653	26.673	213.8	
13	1:49.748	26.986	24.172	31.512	27.078	219.5	13	<u>1:48.545</u>	26.842	<u>23.384</u>	31.154	27.165	218.3	
14	1:47.761	27.014	23.453	30.703	26.591	213.8	14	1:48.626	27.285	23.597	31.112	26.632	219.5	
15	1:47.539	26.837	23.374	30.718	26.610	217.1	15	<u>1:47.730</u>	26.779	<u>23.379</u>	30.971	26.601	217.1	
16	1:47.456	26.761	23.296	30.779	26.620	213.8	16	1:47.752	26.807	23.603	30.737	26.605	217.1	
4	Ean EYCKMANS BEL MP Motorsport Tatuus F4 T -421							9	René LAMMERS NLD MP Motorsport Tatuus F4 T -421					
1	1:54.225	32.715	23.636	31.006	26.868		1	1:54.786	32.897	23.870	31.250	26.769		
2	2:00.040	27.095	23.372	38.048	31.525	212.6	2	2:00.094	26.949	23.433	38.260	31.452	216.0	
3	2:52.817	59.118	37.891	41.697	34.111	179.2	3	2:52.764	59.223	37.848	41.745	33.948	164.8	
4	2:43.516	54.115	34.446	41.058	33.897	132.0	4	2:43.634	54.202	34.561	40.846	34.025	138.6	
5	2:40.645	41.655	33.654	49.393	35.943	154.3	5	2:40.255	41.515	33.956	48.930	35.854	161.6	
6	1:48.390	27.184	23.513	30.877	26.816	213.8	6	1:48.546	27.179	23.620	30.912	26.835	217.1	
7	1:47.686	26.961	23.325	30.693	26.707	213.8	7	1:47.586	26.802	23.401	30.774	26.609	217.1	
8	1:48.265	26.987	23.353	31.218	26.707	213.8	8	1:47.480	26.875	23.382	30.679	26.544	218.3	
9	1:47.624	26.828	23.466	30.684	26.646	217.1	9	1:47.395	26.735	23.356	30.790	26.514	217.1	
10	1:47.368	26.795	23.339	30.659	26.575	216.0	10	<u>1:47.137</u>	26.749	<u>23.310</u>	30.623	26.455	214.9	
11	1:47.393	26.831	23.337	30.607	26.618	216.0	11	1:47.292	26.819	23.277	30.666	26.530	217.1	
12	1:47.401	26.826	23.346	30.548	26.681	217.1	12	1:47.122	26.691	23.237	30.702	26.492	214.9	
13	1:48.012	26.730	23.382	31.261	26.639	214.9	13	1:47.146	26.689	23.314	30.669	26.474	216.0	
14	1:47.197	26.727	23.289	30.577	26.604	216.0	14	1:47.280	26.749	23.289	30.644	26.598	217.1	
15	1:47.354	26.851	23.268	30.631	26.604	214.9	15	1:47.292	26.775	23.276	30.716	26.525	214.9	
16	<u>1:48.637</u>	27.096	23.395	30.690	<u>27.456</u>	216.0	16	1:47.686	26.812	23.321	30.588	26.965	214.9	



F4Spain

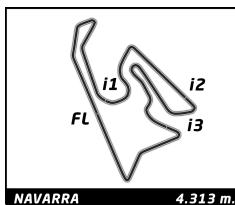
ROUND 2 - NAVARRA

RACE 3

Sector Analysis

— Invalidated Lap ■ Personal Best ■ Session Best B Crossing the pit lane

Lap	Time	Sector 1	Sector 2	Sector 3	Sector 4	T.Spd	Lap	Time	Sector 1	Sector 2	Sector 3	Sector 4	T.Spd	
10	Niklas SCHAUFLEER AUT							9	1:49.388	27.323	23.884	31.435	26.746	212.6
	KCL MP Motorsport Tatuus F4 T -421							10	1:47.570	26.790	23.317	30.838	26.625	217.1
1	2:00.527	35.871	24.472	32.645	27.539		11	1:47.321	26.750	23.317	30.708	26.546	216.0	
2	2:00.284	27.228	23.658	38.055	31.343	214.9	12	<u>1:47.239</u>	26.656	<u>23.318</u>	30.752	26.513	216.0	
3	2:53.731	1:00.269	40.355	38.808	34.299	172.4	13	<u>1:46.925</u>	26.604	<u>23.241</u>	30.673	<u>26.407</u>	214.9	
4	2:41.799	54.035	35.196	40.073	32.495	131.5	14	<u>1:46.841</u>	26.650	<u>23.202</u>	<u>30.606</u>	<u>26.383</u>	216.0	
5	2:38.315	41.657	36.742	45.066	34.850	160.3	15	<u>1:47.035</u>	26.695	<u>23.222</u>	30.634	26.484	210.5	
6	<u>1:50.536</u>	27.130	<u>24.404</u>	31.846	27.156	217.1	16	<u>1:46.972</u>	<u>26.600</u>	23.269	30.634	26.469	216.0	
7	1:48.976	27.105	23.741	31.369	26.761	214.9								
8	1:48.854	27.077	23.936	31.058	26.783	219.5	23	Jan PRZYROWSKI POL						
9	1:49.457	26.776	24.005	31.503	27.173	216.0		Griffin Core Tatuus F4 T -421						
10	1:50.484	27.318	23.894	32.399	26.873	217.1	1	1:56.409	33.180	24.289	32.080	26.860		
11	1:48.486	26.765	23.464	31.595	26.662	218.3	2	2:00.544	26.808	23.439	38.791	31.506	217.1	
12	1:47.633	<u>26.642</u>	23.399	30.946	26.646	220.6	3	2:52.691	59.750	38.505	40.448	33.988	189.1	
13	1:49.456	26.738	24.062	31.734	26.922	218.3	4	2:43.357	54.126	34.707	40.777	33.747	135.9	
14	1:48.088	27.022	23.582	30.965	26.519	213.8	5	2:39.922	41.381	34.520	48.001	36.020	166.2	
15	1:47.671	26.703	23.371	30.891	26.706	217.1	6	1:49.565	27.599	23.951	31.160	26.855	211.5	
16	<u>1:47.401</u>	26.809	<u>23.354</u>	<u>30.733</u>	<u>26.505</u>	217.1	7	1:47.965	26.682	23.473	31.099	26.711	220.6	
							8	1:49.521	27.260	23.849	31.271	27.141	219.5	
11	Reno FRANCO NLD						9	1:48.738	27.136	23.847	31.118	26.637	214.9	
	KCL MP Motorsport Tatuus F4 T -421						10	1:47.324	26.698	23.308	30.739	26.579	217.1	
1	1:58.593	34.539	24.462	32.268	27.324		11	<u>1:47.233</u>	26.825	<u>23.263</u>	30.629	26.516	216.0	
2	2:00.690	27.775	23.524	37.336	32.055	214.9	12	1:47.081	26.724	23.247	30.637	26.473	216.0	
3	2:52.652	59.540	39.337	39.610	34.165	190.9	13	<u>1:46.928</u>	<u>26.624</u>	23.286	30.682	<u>26.336</u>		
4	2:42.457	53.661	34.846	40.965	32.985	140.5	14	1:47.002	26.724	23.264	<u>30.602</u>	26.412	216.0	
5	2:39.169	42.015	35.472	46.137	35.545	173.2	15	1:47.207	26.784	<u>23.209</u>	30.737	26.477	216.0	
6	1:50.144	27.288	24.279	31.673	26.904	219.5	16	1:47.138	26.710	23.265	30.622	26.541	219.5	
7	<u>1:48.001</u>	26.783	<u>23.571</u>	30.966	26.681	218.3								
8	1:48.804	26.882	23.686	31.120	27.116	219.5	24	Kyuhoo LEE KOR						
9	1:49.352	27.304	23.831	31.453	26.764	216.0		Rodin Motorsport Tatuus F4 T -421						
10	1:48.003	27.148	23.441	30.794	26.620	216.0	1	2:02.081	37.367	25.266	32.159	27.289		
11	<u>1:47.388</u>	26.732	<u>23.323</u>	30.714	26.619	218.3	2	2:01.974	28.626	24.355	36.886	32.107	219.5	
12	1:47.337	26.724	23.394	30.647	26.572	217.1	3	2:53.496	1:00.031	39.979	38.890	34.596	178.4	
13	<u>1:47.215</u>	<u>26.718</u>	<u>23.259</u>	30.698	<u>26.540</u>	217.1	4	2:42.023	53.395	36.105	39.650	32.873	156.6	
14	1:47.298	26.740	23.398	<u>30.586</u>	26.574	216.0	5	2:36.702	40.641	36.975	44.563	34.523	171.0	
15	<u>1:47.536</u>	26.729	<u>23.442</u>	30.741	26.624	216.0	6	1:50.389	27.683	23.729	31.552	27.425	218.3	
16	1:47.774	26.789	23.426	30.902	26.657	217.1	7	<u>1:49.575</u>	27.520	<u>24.135</u>	31.241	26.679	219.5	
							8	1:48.641	26.887	23.516	31.405	26.833	216.0	
17	Nacho TUÑÓN ESP						9	1:48.609	<u>26.739</u>	23.788	31.464	26.618	220.6	
	Tecnicar by Amtog Tatuus F4 T -421						10	1:50.081	27.110	24.407	31.738	26.826	219.5	
1	2:04.616	36.975	<u>27.185</u>	<u>32.781</u>	<u>27.675</u>		11	1:48.378	26.860	23.710	31.119	26.689	219.5	
							12	<u>1:47.913</u>	<u>26.964</u>	<u>23.333</u>	31.090	<u>26.526</u>	218.3	
19	Matus RYBA SVK						13	<u>1:49.806</u>	26.786	23.580	31.661	<u>27.779</u>	217.1	
	Griffin Core Tatuus F4 T -421						14	1:48.338	27.286	23.557	30.958	26.537	216.0	
1	2:00.939	36.236	<u>24.861</u>	<u>32.259</u>	<u>27.583</u>		15	1:47.788	26.980	23.389	<u>30.827</u>	26.592	214.9	
							16	<u>1:47.764</u>	26.817	23.406	30.946	26.595	213.8	
22	Juan COTA ESP						25	Francisco MONARCA ARG						
	MP Motorsport Tatuus F4 T -421							Monlau Motorsport Tatuus F4 T -421						
1	1:55.420	33.019	24.060	31.449	26.892		1	2:00.629	35.499	24.429	32.930	27.771		
2	2:00.202	26.822	23.446	38.360	31.574	214.9	2	2:00.781	27.666	23.746	38.094	31.275		
3	2:52.668	59.571	37.450	41.753	33.894	181.6	3	2:54.022	1:00.593	40.032	39.123	34.274		
4	2:43.606	54.238	34.496	40.847	34.025	128.2	4	2:41.796	53.764	35.654	39.913	32.465		
5	2:40.335	41.543	33.913	48.654	36.225	161.6	5	2:37.662	41.337	37.157	44.507	34.661		
6	1:48.983	27.608	23.639	31.053	26.683	212.6	6	1:50.483	27.122	24.137	31.573	27.651		
7	1:48.885	26.982	23.367	30.935	<u>27.601</u>	216.0	7	1:49.590	27.180	23.812	31.632	26.966		
8	<u>1:49.789</u>	<u>27.338</u>	23.739	31.454	27.258	212.6	8	1:49.164	26.939	23.800	31.737	26.688		



F4Spain ROUND 2 - NAVARRA RACE 3

Sector Analysis

— Invalidated Lap ■ Personal Best ■ Session Best B Crossing the pit lane

Lap	Time	Sector 1	Sector 2	Sector 3	Sector 4	T.Sp
9	1:50.769	26.673	24.664	31.966	27.466	
10	2:07.067 B	26.916	23.659	31.862	44.630	
11	1:53.547	29.670	24.174	32.249	27.454	
12	1:48.818	27.282	23.659	31.227	26.650	
13	1:48.132	26.949	23.534	31.033	26.616	
14	1:47.616	26.827	23.363	30.783	26.643	
15	1:47.935	26.825	23.530	31.037	26.543	
16	1:47.758	26.724	23.492	30.830	26.712	

27 Alexander JACOBY BRA
 Monlau Motorsport Tatuus F4 T -421

1	2:01.801	37.160	24.899	32.153	27.589	
2	2:03.806	29.522	24.775	37.649	31.860	
3	2:54.007	59.879	40.199	38.225	35.704	
4	2:41.416	52.683	36.834	39.046	32.853	
5	2:42.202	40.660	36.758	44.280	40.504	
6	1:50.292	27.657	24.153	31.384	27.098	
7	1:48.479	26.917	23.735	31.050	26.777	
8	1:48.388	26.938	23.533	31.149	26.768	
9	1:48.044	26.954	23.515	30.975	26.600	
10	1:47.928	26.833	23.568	30.953	26.574	
11	1:48.291	27.219	23.439	30.981	26.652	
12	1:48.039	26.862	23.478	30.974	26.725	
13	1:47.615	26.874	23.512	30.696	26.533	
14	1:49.386	27.542	23.945	31.129	26.770	
15	1:48.303	26.921	23.586	31.091	26.705	
16	1:48.029	26.792	23.513	31.128	26.596	

32 Wiktor DOBRZANSKI POL
 Tecnicar by Amtog Tatuus F4 T -421

1	2:04.144	38.411	25.247	33.022	27.464	
2	2:05.519	29.052	26.038	39.401	31.028	205.2
3	2:56.053	1:01.881	40.071	38.122	35.979	165.5
4	2:41.116	51.989	37.804	38.514	32.809	183.2
5	2:32.427	39.354	37.282	42.981	32.810	170.3
6	1:51.061	27.921	24.050	32.008	27.082	209.4
7	1:48.656	26.982	23.809	31.026	26.839	221.8
8	1:48.994	27.396	23.712	31.031	26.855	218.3
9	1:49.472	26.973	24.481	31.213	26.805	226.7
10	1:48.594	27.091	23.601	31.077	26.825	210.5
11	1:49.581	27.818	23.753	31.150	26.860	221.8
12	1:48.351	26.883	23.571	31.087	26.810	219.5
13	1:49.320	26.910	24.134	31.411	26.865	224.3
14	1:48.471	27.360	23.511	30.960	26.640	219.5
15	1:48.392	27.071	23.473	31.176	26.672	214.9
16	1:48.458	27.054	23.537	31.015	26.852	218.3

33 Christopher EL FEGHALI LBN
 Drivex Tatuus F4 T -421

1	1:59.258	35.023	24.896	32.197	27.142	
2	2:01.211	27.741	23.759	38.045	31.666	213.8
3	2:53.535	59.781	40.776	38.710	34.268	175.4
4	2:42.011	53.918	35.267	40.046	32.780	135.9
5	2:38.404	41.486	36.637	45.050	35.231	154.9
6	1:50.421	27.187	24.207	31.689	27.338	216.0
7	1:48.687	27.043	23.626	31.199	26.819	210.5
8	1:48.658	27.217	23.644	30.990	26.807	213.8

9	1:50.146	27.095	24.047	31.879	27.125	214.9
10	1:49.416	27.274	24.059	31.393	26.690	208.3
11	1:48.122	26.982	23.525	30.881	26.734	213.8
12	1:48.114	26.966	23.538	30.888	26.722	212.6
13	1:50.745	27.464	24.229	31.328	27.724	213.8

37 Filippo FIORENTINO BRA
 Drivex Tatuus F4 T -421

1	1:59.503	35.680	24.582	32.154	27.087	
2	2:11.430	34.024	26.057	39.612	31.737	217.1
3	2:55.781	1:00.888	41.090	37.410	36.393	172.4
4	2:41.027	51.792	38.415	37.930	32.890	154.9
5	2:31.620	39.038	37.506	42.403	32.673	173.9
6	1:49.275	27.513	23.832	31.135	26.795	213.8
7	1:48.645	26.952	23.465	31.453	26.775	214.9
8	1:48.400	26.833	23.499	31.173	26.895	216.0
9	1:48.691	26.756	23.919	31.221	26.795	217.1
10	2:27.626 B	26.881	24.021	31.736	1:04.988	214.9
11	1:53.993	32.262	23.595	31.277	26.859	168.9
12	1:47.771	26.974	23.397	30.873	26.527	211.5
13	1:47.805	27.010	23.385	30.819	26.591	211.5
14	1:47.314	26.938	23.202	30.713	26.461	211.5
15	1:47.436	26.837	23.338	30.715	26.546	210.5
16	1:47.636	26.942	23.321	30.814	26.559	211.5

39 Santino PANETTA ARG
 TC Racing Tatuus F4 T -421

1	2:01.731	36.629	24.853	32.609	27.640	
2	2:03.483	29.212	24.432	37.888	31.951	209.4
3	2:53.758	59.704	40.050	38.505	35.499	
4	2:41.605	52.714	36.562	39.378	32.951	153.7
5	2:36.031	40.694	36.543	44.410	34.384	173.9
6	1:49.762	26.937	23.749	31.598	27.478	
7	1:48.987	27.440	23.457	31.160	26.930	218.3
8	1:49.154	27.107	23.660	31.563	26.824	
9	1:48.566	26.668	23.679	31.358	26.861	
10	1:50.124	27.350	24.392	31.631	26.751	212.6
11	1:49.156	26.876	24.267	31.309	26.704	217.1
12	1:48.129	26.744	23.695	30.952	26.738	
13	1:49.347	26.762	23.589	31.316	27.680	
14	1:49.196	27.588	23.653	31.100	26.855	211.5
15	1:48.110	26.859	23.604	30.968	26.679	212.6
16	1:48.114	26.810	23.675	30.959	26.670	

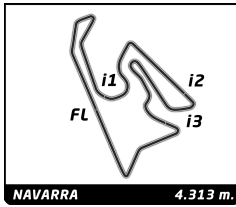
41 Stepan SUSLOV SWE
 DXR Tatuus F4 T -421

1	2:02.602	36.787	25.896	32.832	27.087	
2	2:03.471	28.977	24.885	38.077	31.532	217.1
3	2:53.818	59.945	40.164	38.475	35.234	191.8
4	2:41.405	52.835	36.715	39.306	32.549	168.9

46 Nathan TYE GBR
 Rodin Motorsport Tatuus F4 T -421

1	1:58.346	34.326	24.509	32.208	27.303	
---	----------	--------	--------	--------	--------	--

48 Gino TRAPPA ARG
 Drivex Tatuus F4 T -421



F4Spain ROUND 2 - NAVARRA RACE 3

Sector Analysis

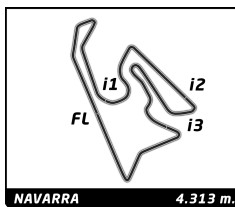
— Invalidated Lap

■ Personal Best

■ Session Best

B Crossing the pit lane

Lap	Time	Sector 1	Sector 2	Sector 3	Sector 4	T.Spd	Lap	Time	Sector 1	Sector 2	Sector 3	Sector 4	T.Spd	
1	2:01.226	36.175	25.063	32.311	27.677		3	2:54.503	1:00.027	40.581	38.488	35.407		
2	2:10.923	32.336	26.517	39.791	32.279	216.0	4	2:41.500	52.345	37.669	38.673	32.813		
3	2:55.609	1:00.554	41.238	37.286	36.531	184.0	5	2:35.920	40.548	37.170	43.291	34.911	174.6	
4	2:40.595	51.703	38.260	37.868	32.764	174.6	6	1:50.358	27.787	23.887	31.803	26.881	223.0	
5	2:31.632	40.455	36.444	41.994	32.739	172.4	7	1:49.479	26.996	23.634	31.501	27.348	221.8	
6	1:49.780	27.575	23.889	31.425	26.891	212.6	8	2:24.919 B	28.166	24.389	33.051	59.313	214.9	
7	1:48.815	27.051	23.558	31.250	26.956	217.1	9	1:55.109	33.394	23.543	31.277	26.895		
8	1:48.471	27.088	23.539	31.071	26.773	214.9	77 Andrej PETROVIC SRB							
9	1:48.509	27.016	23.605	31.054	26.834	213.8	T-Code by Amtog Tatuus F4 T -421							
10	1:49.100	26.987	23.755	31.425	26.933	217.1	1	1:55.839	33.481	24.033	31.599	26.726		
11	1:48.154	26.996	23.445	30.962	26.751	214.9	2	2:00.498	26.742	23.564	38.577	31.615		
12	1:48.007	26.874	23.495	30.957	26.681	217.1	3	2:52.926	59.794	38.560	40.286	34.286		
13	1:49.142	26.798	23.525	31.264	27.555	219.5	4	2:43.447	53.799	34.759	40.882	34.007	133.7	
14	1:49.440	27.602	23.850	31.255	26.733	212.6	5	2:39.678	41.252	34.191	48.280	35.955	172.4	
15	1:48.281	27.013	23.543	30.981	26.744	218.3	6	1:49.210	27.635	23.706	31.159	26.710		
16	1:48.064	26.822	23.476	31.092	26.674	214.9	7	1:48.504	26.872	23.479	30.798	27.355		
57 Kaiden HIGGINS ARE							8 1:48.959 27.470 23.703 31.042 26.744							
DXR Tatuus F4 T -421							9 1:47.439 26.764 23.458 30.687 26.530							
1	2:03.452	38.034	25.167	33.082	27.169		10	1:47.123	26.685	23.318	30.617	26.503		
2	2:04.002	28.600	25.278	38.740	31.384		11	1:47.021	26.722	23.222	30.565	26.512		
3	2:54.613	1:00.107	40.789	38.460	35.257		12	1:47.051	26.618	23.218	30.702	26.513		
4	2:41.333	52.146	37.960	38.558	32.669		13	1:46.974	26.638	23.270	30.591	26.475	219.5	
5	2:36.584	40.469	37.170	43.358	35.587		14	1:46.991	26.636	23.261	30.663	26.431		
6	1:52.211	27.992	25.249	31.918	27.052		15	1:47.170	26.631	23.379	30.672	26.488		
7	1:49.128	27.163	23.780	31.245	26.940		16	1:48.076	26.585	23.443	30.667	27.381		
8	1:49.493	26.996	23.565	31.543	27.389		78 Alfio SPINA ITA							
9	1:48.799	27.229	23.837	30.977	26.756		TC Racing Tatuus F4 T -421							
10	1:48.145	26.959	23.504	30.913	26.769		1	2:01.221	36.439	24.998	32.501	27.283		
11	1:48.259	26.975	23.621	30.911	26.752		81 Noah MONTEIRO PRT							
12	1:48.460	26.937	23.594	31.028	26.901		Campos Racing Tatuus F4 T -421							
13	1:49.175	26.889	23.653	31.786	26.847		1	1:58.269	34.171	24.317	32.326	27.455		
14	1:48.707	27.203	23.789	31.011	26.704		88 Santiago BAZTARRICA ARG							
15	1:48.339	26.926	23.523	31.119	26.771		TC Racing Tatuus F4 T -421							
16	1:48.384	26.955	23.544	31.092	26.793		1	2:02.151	37.473	25.396	32.290	26.992		
70 Aleksandar BOGUNOVIC SVN							2	2:06.360	30.317	25.503	39.020	31.520	216.0	
GRS Team Tatuus F4 T -421							3	2:54.644	1:00.935	40.418	37.900	35.391	174.6	
1	2:03.260	37.757	25.388	32.710	27.405		4	2:41.280	52.296	37.975	38.355	32.654	145.5	
2	2:05.535	29.419	25.565	39.158	31.393	221.8	5	2:35.935	39.858	37.546	43.127	35.404	171.7	
3	2:55.638	1:01.129	40.619	37.923	35.967	176.1	6	1:52.245	27.775	25.204	32.275	26.991	217.1	
4	2:41.503	51.645	38.296	38.295	33.267	154.9	7	1:49.138	27.043	23.754	31.416	26.925	214.9	
5	2:32.455	38.949	37.509	42.948	33.049	180.0	8	1:49.268	27.469	23.657	31.224	26.918	218.3	
6	2:29.603 B	28.424	26.572	32.743	1:01.864		9	1:49.144	27.260	23.820	31.273	26.791	217.1	
7	1:54.313	32.395	23.677	31.396	26.845		10	1:48.341	26.764	23.620	31.162	26.795	216.0	
8	1:48.726	27.194	23.663	31.102	26.767	214.9	11	1:48.232	26.883	23.624	31.035	26.690	214.9	
9	1:48.360	27.004	23.547	31.104	26.705	216.0	12	1:48.609	26.843	23.902	31.150	26.714	217.1	
10	1:48.121	26.982	23.442	31.069	26.628	218.3	13	1:48.680	26.845	23.806	31.256	26.773	216.0	
11	1:48.784	27.084	23.660	31.237	26.803	214.9	14	1:48.923	27.152	23.772	31.118	26.881	216.0	
12	1:48.030	26.955	23.553	30.940	26.582	220.6	15	1:48.371	26.866	23.523	31.231	26.751	218.3	
13	1:47.835	26.863	23.458	30.913	26.601	213.8	16	1:48.519	26.912	23.553	31.237	26.817	218.3	
14	1:52.323	26.920	25.880	31.474	28.049	218.3	91 Lorenzo CAMPOS AGO							
71 Daniel DALLAKYAN ARM							Monlau Motorsport Tatuus F4 T -421							
GRS Team Tatuus F4 T -421							1	2:04.190	40.168	23.792	32.737	27.493		
1	2:03.183	37.521	25.356	32.744	27.562									
2	2:03.605	28.542	25.166	38.480	31.417	223.0								



F4Spain

ROUND 2 - NAVARRA

RACE 3

Sector Analysis

— Invalidated Lap ■ Personal Best ■ Session Best B Crossing the pit lane

Lap	Time	Sector 1	Sector 2	Sector 3	Sector 4	T.Spd	Lap	Time	Sector 1	Sector 2	Sector 3	Sector 4	T.Spd
2	2:05.078	28.682	25.789	39.318	31.289	210.5							
3	2:56.145	1:01.538	40.243	37.980	36.384	176.1							
4	2:40.898	51.498	38.102	38.377	32.921	183.2							
5	2:32.323	39.245	37.307	43.113	32.658	173.9							
6	1:48.672	26.958	23.732	31.304	26.678	217.1							
7	1:49.434	27.134	24.084	31.498	26.718	213.8							
8	1:48.542	26.956	23.515	31.272	26.799	214.9							
9	1:49.757	26.851	24.487	31.436	26.983	216.0							
10	1:50.008	27.139	23.731	32.101	27.037	216.0							
11	1:49.213	27.723	23.760	31.129	26.601	214.9							
12	1:48.632	26.820	23.547	31.042	27.223	216.0							
13	1:48.538	27.070	23.627	31.151	26.690	216.0							
14	1:48.590	27.123	23.539	31.278	26.650	211.5							
15	1:48.452	26.894	23.692	31.288	26.578	216.0							
16	1:48.152	26.859	23.482	31.057	26.754	214.9							

99	Thomas STRAUVEN						BEL
	Griffin Core						Tatuus F4 T -421
1	1:57.332	33.633	24.752	32.023	26.924		
2	2:01.054	26.717	23.558	38.914	31.865	214.9	
3	2:52.564	59.637	38.566	40.397	33.964	180.8	
4	2:43.006	54.099	34.503	40.971	33.433	170.3	
5	2:39.301	41.916	35.090	46.673	35.622	171.0	
6	1:48.627	27.121	23.595	31.270	26.641	220.6	
7	1:48.124	26.878	23.485	30.992	26.769	217.1	
8	1:47.834	27.194	23.367	30.771	26.502	213.8	
9	1:47.152	26.772	23.260	30.728	26.392	216.0	
10	1:47.017	26.612	23.279	30.632	26.494	217.1	
11	1:47.099	26.699	23.304	30.698	26.398	214.9	
12	1:46.706	26.608	23.219	30.611	26.268	218.3	
13	1:46.918	26.619	23.326	30.651	26.322	219.5	
14	1:46.713	26.587	23.207	30.518	26.401	214.9	
15	1:46.723	26.551	23.190	30.687	26.295	214.9	
16	1:47.574	26.832	23.273	30.706	26.763	218.3	