ROUND 2 - NAVARRA

F4Spain

Results Booklet

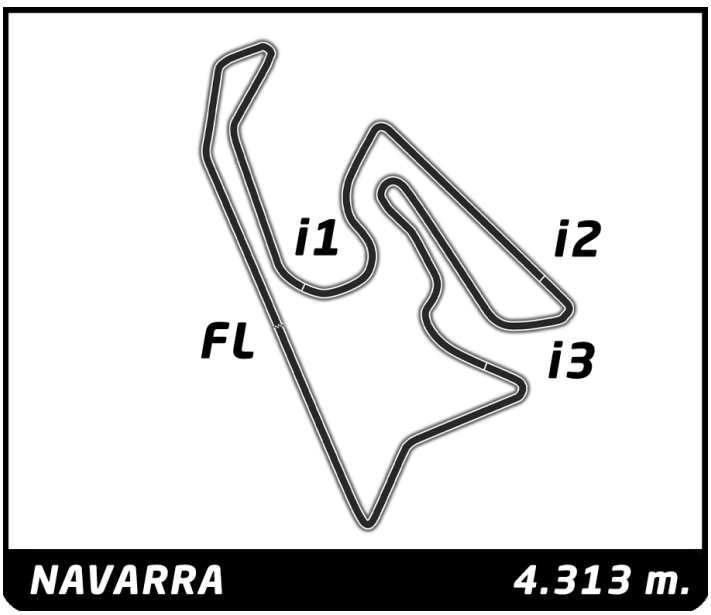

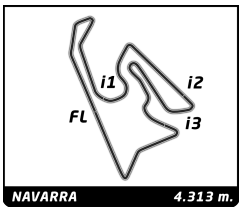

F4Spain
ROUND 2 - NAVARRA
PREVIOUS TEST 1

Classification

	No	Driver	Nat	Team	Car	Cl.	Time	Lap	Total	Gap		Kph
1	23	Jan PRZYROWSKI	POL	Griffin Core	Tatuus F4 T -421		1:45.971	10	14	-	-	146.5
2	99	Thomas STRAUVEN	BEL	Griffin Core	Tatuus F4 T -421		1:45.971	12	15	+0.000	+0.000	146.5
3	4	Ean EYCKMANS	BEL	MP Motorsport	Tatuus F4 T -421	R	1:46.121	8	17	+0.150	+0.150	146.3
4	5	Miguel COSTA	BRA	Campos Racing	Tatuus F4 T -421	R	1:46.147	13	14	+0.176	+0.026	146.3
5	81	Noah MONTEIRO	PRT	Campos Racing	Tatuus F4 T -421	R	1:46.153	12	13	+0.182	+0.006	146.3
6	2	Vivek KANTHAN	USA	Campos Racing	Tatuus F4 T -421	R	1:46.247	10	13	+0.276	+0.094	146.1
7	19	Matus RYBA	SVK	Griffin Core	Tatuus F4 T -421		1:46.252	9	11	+0.281	+0.005	146.1
8	10	Niklas SCHAUFLER	AUT	KCL MP Motorsport	Tatuus F4 T -421	R	1:46.305	15	15	+0.334	+0.053	146.1
9	46	Nathan TYE	GBR	Rodin Motorsport	Tatuus F4 T -421		1:46.349	15	17	+0.378	+0.044	146.0
10	9	René LAMMERS	NLD	MP Motorsport	Tatuus F4 T -421		1:46.363	12	14	+0.392	+0.014	146.0
11	25	Francisco MONARCA	ARG	Monlau Motorsport	Tatuus F4 T -421	R	1:46.406	12	12	+0.435	+0.043	145.9
12	77	Andrej PETROVIC	SRB	T-Code by Amtog	Tatuus F4 T -421		1:46.424	10	18	+0.453	+0.018	145.9
13	11	Reno FRANCOT	NLD	KCL MP Motorsport	Tatuus F4 T -421		1:46.461	10	15	+0.490	+0.037	145.8
14	33	Christopher EL FEGHALI	LBN	Drivex	Tatuus F4 T -421	R	1:46.478	13	15	+0.507	+0.017	145.8
15	78	Alfio SPINA	ITA	TC Racing	Tatuus F4 T -421		1:46.562	12	14	+0.591	+0.084	145.7
16	41	Stepan SUSLOV	SWE	DXR	Tatuus F4 T -421	R	1:46.584	11	15	+0.613	+0.022	145.7
17	48	Gino TRAPPA	ARG	Drivex	Tatuus F4 T -421		1:46.606	14	16	+0.635	+0.022	145.6
18	37	Filippo FIORENTINO	BRA	Drivex	Tatuus F4 T -421		1:46.659	10	17	+0.688	+0.053	145.6
19	91	Lorenzo CAMPOS	AGO	Monlau Motorsport	Tatuus F4 T -421	R	1:46.710	13	13	+0.739	+0.051	145.5
20	22	Juan COTA	ESP	MP Motorsport	Tatuus F4 T -421		1:46.716	12	15	+0.745	+0.006	145.5
21	6	Sacha VAN'T PAD BOSCH	NLD	T-Code by Amtog	Tatuus F4 T -421	R	1:46.764	15	16	+0.793	+0.048	145.4
22	57	Kaiden HIGGINS	ARE	DXR	Tatuus F4 T -421	R	1:46.809	16	16	+0.838	+0.045	145.4
23	27	Alexander JACOBY	BRA	Monlau Motorsport	Tatuus F4 T -421		1:46.932	9	14	+0.961	+0.123	145.2
24	24	Kyuho LEE	KOR	Rodin Motorsport	Tatuus F4 T -421	R	1:47.029	17	17	+1.058	+0.097	145.1
25	39	Santino PANETTA	ARG	TC Racing	Tatuus F4 T -421	R	1:47.099	12	17	+1.128	+0.070	145.0
26	88	Santiago BAZTARRICA	ARG	TC Racing	Tatuus F4 T -421		1:47.182	13	15	+1.211	+0.083	144.9
27	17	Nacho TUÑON	ESP	Tecnicar by Amtog	Tatuus F4 T -421	R	1:47.197	19	19	+1.226	+0.015	144.8
28	32	Wiktor DOBRZANSKI	POL	Tecnicar by Amtog	Tatuus F4 T -421		1:47.373	16	16	+1.402	+0.176	144.6
29	70	Aleksandar BOGUNOVIC	SVN	GRS Team	Tatuus F4 T -421	R	1:47.532	12	15	+1.561	+0.159	144.4
30	71	Daniel DALLAKYAN	ARM	GRS Team	Tatuus F4 T -421	R	1:47.885	12	15	+1.914	+0.353	143.9
31	1	Hudson SCHWARTZ	USA	KCL MP Motorsport	Tatuus F4 T -421		1:48.039	4	4	+2.068	+0.154	143.7

Fastest Lap:	Lap 12	Thomas STRAUVEN	1:45.971	146.5 Kph

Published at: XX:~~XX~~ 9:45

Track Status: DRY

Race Director:
David RODRÍGUEZ

Timekeeper:
Alberto ESTÉBANEZ

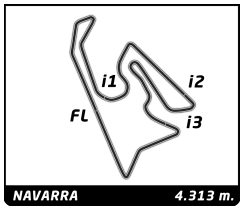

F4Spain
ROUND 2 - NAVARRA
PREVIOUS TEST 1

Classification by Class

	No	Driver	Nat	Team	Car	Time	Lap	Total	Gap		Kph
R											
1	4	**Ean EYCKMANS**	BEL	MP Motorsport	Tatuus F4 T -421	**1:46.121**	8	17			**146.3**
2	5	**Miguel COSTA**	BRA	Campos Racing	Tatuus F4 T -421	**1:46.147**	13	14	+0.026	+0.026	**146.3**
3	81	**Noah MONTEIRO**	PRT	Campos Racing	Tatuus F4 T -421	**1:46.153**	12	13	+0.032	+0.006	**146.3**
4	2	**Vivek KANTHAN**	USA	Campos Racing	Tatuus F4 T -421	**1:46.247**	10	13	+0.126	+0.094	**146.1**
5	10	**Niklas SCHAUFLER**	AUT	KCL MP Motorsport	Tatuus F4 T -421	**1:46.305**	15	15	+0.184	+0.058	**146.1**
6	25	**Francisco MONARCA**	ARG	Monlau Motorsport	Tatuus F4 T -421	**1:46.406**	12	12	+0.285	+0.101	**145.9**
7	33	**Christopher EL FEGHALI**	LBN	Drivex	Tatuus F4 T -421	**1:46.478**	13	15	+0.357	+0.072	**145.8**
8	41	**Stepan SUSLOV**	SWE	DXR	Tatuus F4 T -421	**1:46.584**	11	15	+0.463	+0.106	**145.7**
9	91	**Lorenzo CAMPOS**	AGO	Monlau Motorsport	Tatuus F4 T -421	**1:46.710**	13	13	+0.589	+0.126	**145.5**
10	6	**Sacha VAN'T PAD BOSCH**	NLD	T-Code by Amtog	Tatuus F4 T -421	**1:46.764**	15	16	+0.643	+0.054	**145.4**
11	57	**Kaiden HIGGINS**	ARE	DXR	Tatuus F4 T -421	**1:46.809**	16	16	+0.688	+0.045	**145.4**
12	24	**Kyuho LEE**	KOR	Rodin Motorsport	Tatuus F4 T -421	**1:47.029**	17	17	+0.908	+0.220	**145.1**
13	39	**Santino PANETTA**	ARG	TC Racing	Tatuus F4 T -421	**1:47.099**	12	17	+0.978	+0.070	**145.0**
14	17	**Nacho TUÑON**	ESP	Tecnicar by Amtog	Tatuus F4 T -421	**1:47.197**	19	19	+1.076	+0.098	**144.8**
15	70	**Aleksandar BOGUNOVIC**	SVN	GRS Team	Tatuus F4 T -421	**1:47.532**	12	15	+1.411	+0.335	**144.4**
16	71	**Daniel DALLAKYAN**	ARM	GRS Team	Tatuus F4 T -421	**1:47.885**	12	15	+1.764	+0.353	**143.9**

Published at: XX:XX **9:45**

Track Status: **DRY**

Race Director:
David RODRÍGUEZ

Timekeeper:
Alberto ESTÉBANEZ

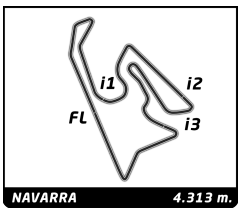

F4Spain
ROUND 2 - NAVARRA
PREVIOUS TEST 1

Best Top Speed

				Top 1		Top 2		Top 3		Top 4		Top 5		
No	**Driver**	**Team**	**Class**	**Kph**	**Lap**	**Kph**	**Lap**	**Kph**	**Lap**	**Kph**	**Lap**	**Kph**	**Lap**	**Avg**
32	Wiktor DOBRZANSKI	Tecnicar by Amtog		**224.3**	10	221.8	11	220.6	12	220.6	5	218.3	8	221,1
81	Noah MONTEIRO	Campos Racing	R	**224.3**	12	223.0	11	223.0	9	220.6	5			222,7
19	Matus RYBA	Griffin Core		**221.8**	11	220.6	9	219.5	5	218.3	6	217.1	10	219,5
5	Miguel COSTA	Campos Racing	R	**220.6**	11	220.6	9	219.5	14	219.5	8	218.3	10	219,7
71	Daniel DALLAKYAN	GRS Team	R	**220.6**	14	219.5	12	219.5	9	218.3	11	217.1	15	219,0
41	Stepan SUSLOV	DXR	R	**219.5**	15	219.5	4	218.3	5	217.1	14	217.1	12	218,3
48	Gino TRAPPA	Drivex		**218.3**	13	218.3	11	216.0	15	216.0	14	216.0	10	216,9
17	Nacho TUÑON	Tecnicar by Amtog	R	**217.1**	12	217.1	7	214.9	18	214.9	16	213.8	19	215,6
23	Jan PRZYROWSKI	Griffin Core		**217.1**	13	217.1	10	216.0	11	216.0	8	216.0	7	216,4
24	Kyuho LEE	Rodin Motorsport	R	**217.1**	14	216.0	17	216.0	16	216.0	13	216.0	8	216,2
46	Nathan TYE	Rodin Motorsport		**217.1**	13	216.0	12	214.9	11	213.8	16	213.8	15	215,1
78	Alfio SPINA	TC Racing		**217.1**	13	216.0	14	216.0	10	214.9	11	214.9	7	215,8
88	Santiago BAZTARRICA	TC Racing		**217.1**	12	214.9	11	214.9	8	214.9	4	213.8	15	215,1
2	Vivek KANTHAN	Campos Racing	R	**216.0**	6	214.9	12	214.9	10	214.9	9	213.8	8	214,9
9	René LAMMERS	MP Motorsport		**216.0**	12	216.0	8	214.9	13	214.9	11	214.9	10	215,3
11	Reno FRANCOT	KCL MP Motorsport		**216.0**	10	213.8	11	212.6	15	212.6	12	212.6	9	213,5
4	Ean EYCKMANS	MP Motorsport	R	**214.9**	12	212.6	17	212.6	16	212.6	15	212.6	14	213,1
10	Niklas SCHAUFLER	KCL MP Motorsport	R	**214.9**	12	213.8	15	213.8	14	213.8	11	212.6	6	213,8
37	Filippo FIORENTINO	Drivex		**214.9**	11	214.9	5	213.8	13	213.8	12	213.8	10	214,2
77	Andrej PETROVIC	T-Code by Amtog		**214.9**	14	191.8	4							203,4
6	Sacha VAN'T PAD BOSCH	T-Code by Amtog	R	**213.8**	16	213.8	15	212.6	13	212.6	12	212.6	10	213,1
33	Christopher EL FEGHALI	Drivex	R	**213.8**	15	212.6	14	212.6	12	212.6	9	211.5	13	212,6
70	Aleksandar BOGUNOVIC	GRS Team	R	**213.8**	15	213.8	14	213.8	13	213.8	12	213.8	11	213,8
22	Juan COTA	MP Motorsport		**212.6**	11	211.5	15	211.5	9	210.5	14	210.5	13	211,3
39	Santino PANETTA	TC Racing	R	**212.6**	9	211.5	12	210.5	15	210.5	7	210.5	6	211,1
91	Lorenzo CAMPOS	Monlau Motorsport	R	**212.6**	10	211.5	13	211.5	9	211.5	8	210.5	12	211,5
1	Hudson SCHWARTZ	KCL MP Motorsport		**211.5**	4	166.2	3	164.8	1	162.9	2			176,4
27	Alexander JACOBY	Monlau Motorsport		**211.5**	14	211.5	12	211.5	11	211.5	10	211.5	9	211,5
25	Francisco MONARCA	Monlau Motorsport	R											
57	Kaiden HIGGINS	DXR	R											
99	Thomas STRAUVEN	Griffin Core												

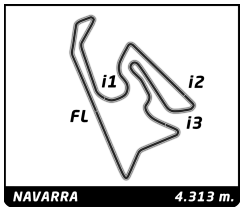

F4Spain
ROUND 2 - NAVARRA
PREVIOUS TEST 1

Best Sector Times

Pos	Sector 1 No	Sector 1 Driver	Sector 1 Time	Sector 2 No	Sector 2 Driver	Sector 2 Time	Sector 3 No	Sector 3 Driver	Sector 3 Time	Sector 4 No	Sector 4 Driver	Sector 4 Time	Pos	No	Ideal Lap	Best Lap	
1	23	J.PRZYROWSKI	26.375	99	T.STRAUVEN	22.844	23	J.PRZYROWSKI	30.349	99	T.STRAUVEN	26.102	1	99	1:45.717	1:45.971	(1)
2	81	N.MONTEIRO	26.379	23	J.PRZYROWSKI	22.867	99	T.STRAUVEN	30.379	5	M.COSTA	26.148	2	23	1:45.785	1:45.971	(2)
3	77	A.PETROVIC	26.383	81	N.MONTEIRO	22.879	10	N.SCHAUFLER	30.380	25	F.MONARCA	26.167	3	81	1:45.968	1:46.153	(5)
4	99	T.STRAUVEN	26.392	19	M.RYBA	22.886	2	V.KANTHAN	30.386	23	J.PRZYROWSKI	26.194	4	2	1:46.040	1:46.247	(6)
5	2	V.KANTHAN	26.452	2	V.KANTHAN	22.902	4	E.EYCKMANS	30.388	81	N.MONTEIRO	26.238	5	4	1:46.071	1:46.121	(3)
6	9	R.LAMMERS	26.456	4	E.EYCKMANS	22.916	46	N.TYE	30.435	4	E.EYCKMANS	26.241	6	5	1:46.091	1:46.147	(4)
7	5	M.COSTA	26.459	33	C.EL FEGHALI	22.942	11	R.FRANCOT	30.446	19	M.RYBA	26.261	7	19	1:46.148	1:46.252	(7)
8	25	F.MONARCA	26.471	77	A.PETROVIC	22.971	77	A.PETROVIC	30.462	78	A.SPINA	26.267	8	77	1:46.179	1:46.424	(12)
9	19	M.RYBA	26.491	10	N.SCHAUFLER	22.974	81	N.MONTEIRO	30.472	33	C.EL FEGHALI	26.271	9	10	1:46.206	1:46.305	(8)
10	11	R.FRANCOT	26.496	5	M.COSTA	22.974	9	R.LAMMERS	30.473	9	R.LAMMERS	26.275	10	9	1:46.212	1:46.363	(10)
11	57	K.HIGGINS	26.498	46	N.TYE	22.984	33	C.EL FEGHALI	30.474	48	G.TRAPPA	26.282	11	33	1:46.242	1:46.478	(14)
12	4	E.EYCKMANS	26.526	9	R.LAMMERS	23.008	19	M.RYBA	30.510	37	F.FIORENTINO	26.284	12	25	1:46.270	1:46.406	(11)
13	41	S.SUSLOV	26.527	48	G.TRAPPA	23.012	5	M.COSTA	30.510	10	N.SCHAUFLER	26.298	13	46	1:46.275	1:46.349	(9)
14	46	N.TYE	26.529	41	S.SUSLOV	23.012	6	S.VAN'T PAD BOSCH	30.517	2	V.KANTHAN	26.300	14	11	1:46.292	1:46.461	(13)
15	78	A.SPINA	26.542	11	R.FRANCOT	23.027	41	S.SUSLOV	30.528	41	S.SUSLOV	26.304	15	41	1:46.371	1:46.584	(16)
16	10	N.SCHAUFLER	26.554	22	J.COTA	23.046	25	F.MONARCA	30.528	91	L.CAMPOS	26.321	16	37	1:46.469	1:46.659	(18)
17	33	C.EL FEGHALI	26.555	91	L.CAMPOS	23.074	78	A.SPINA	30.535	11	R.FRANCOT	26.323	17	78	1:46.487	1:46.562	(15)
18	37	F.FIORENTINO	26.555	6	S.VAN'T PAD BOSCH	23.076	37	F.FIORENTINO	30.550	46	N.TYE	26.327	18	48	1:46.497	1:46.606	(17)
19	22	J.COTA	26.583	27	A.JACOBY	23.078	22	J.COTA	30.559	77	A.PETROVIC	26.363	19	22	1:46.572	1:46.716	(20)
20	27	A.JACOBY	26.597	37	F.FIORENTINO	23.080	48	G.TRAPPA	30.581	27	A.JACOBY	26.364	20	91	1:46.626	1:46.710	(19)
21	39	S.PANETTA	26.600	25	F.MONARCA	23.104	91	L.CAMPOS	30.620	22	J.COTA	26.384	21	6	1:46.654	1:46.764	(21)
22	91	L.CAMPOS	26.611	24	K.LEE	23.106	24	K.LEE	30.646	57	K.HIGGINS	26.386	22	57	1:46.706	1:46.809	(22)
23	48	G.TRAPPA	26.622	39	S.PANETTA	23.126	32	W.DOBRZANSKI	30.676	88	S.BAZTARRICA	26.406	23	27	1:46.754	1:46.932	(23)
24	6	S.VAN'T PAD BOSCH	26.649	57	K.HIGGINS	23.127	17	N.TUÑON	30.685	24	K.LEE	26.411	24	39	1:46.900	1:47.099	(25)
25	17	N.TUÑON	26.685	71	D.DALLAKYAN	23.135	57	K.HIGGINS	30.695	6	S.VAN'T PAD BOSCH	26.412	25	24	1:46.907	1:47.029	(24)
26	88	S.BAZTARRICA	26.685	78	A.SPINA	23.143	70	A.BOGUNOVIC	30.701	39	S.PANETTA	26.453	26	17	1:46.982	1:47.197	(27)
27	32	W.DOBRZANSKI	26.714	17	N.TUÑON	23.148	27	A.JACOBY	30.715	17	N.TUÑON	26.464	27	88	1:46.999	1:47.182	(26)
28	24	K.LEE	26.744	32	W.DOBRZANSKI	23.150	39	S.PANETTA	30.721	71	D.DALLAKYAN	26.568	28	32	1:47.117	1:47.373	(28)
29	70	A.BOGUNOVIC	26.906	88	S.BAZTARRICA	23.175	88	S.BAZTARRICA	30.733	32	W.DOBRZANSKI	26.577	29	70	1:47.364	1:47.532	(29)
30	71	D.DALLAKYAN	26.950	70	A.BOGUNOVIC	23.177	71	D.DALLAKYAN	30.896	70	A.BOGUNOVIC	26.580	30	71	1:47.549	1:47.885	(30)
31	1	H.SCHWARTZ	27.062	1	H.SCHWARTZ	23.231	1	H.SCHWARTZ	31.031	1	H.SCHWARTZ	26.715	31	1	1:48.039	1:48.039	(31)

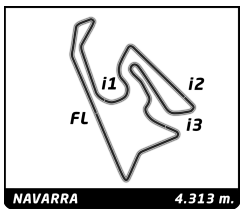

F4Spain
ROUND 2 - NAVARRA
PREVIOUS TEST 1

Fastest Lap Sequence

Elapsed	No	Driver	Team	Car	Class	Time	Kph	Lap
13:51.584	33	Christopher EL FEGHALI	Drivex	Tatuus F4 T -421	R	**1:49.239**	142.1	4
15:43.878	37	Filippo FIORENTINO	Drivex	Tatuus F4 T -421		**1:48.390**	143.2	5
15:46.404	46	Nathan TYE	Rodin Motorsport	Tatuus F4 T -421		**1:47.925**	143.9	5
16:42.237	78	Alfio SPINA	TC Racing	Tatuus F4 T -421		**1:47.692**	144.2	4
17:00.135	99	Thomas STRAUVEN	Griffin Core	Tatuus F4 T -421		**1:47.506**	144.4	4
18:07.859	77	Andrej PETROVIC	T-Code by Amtog	Tatuus F4 T -421		**1:47.274**	144.7	6
18:29.478	78	Alfio SPINA	TC Racing	Tatuus F4 T -421		**1:47.241**	144.8	5
18:33.589	4	Ean EYCKMANS	MP Motorsport	Tatuus F4 T -421	R	**1:46.564**	145.7	6
18:46.619	99	Thomas STRAUVEN	Griffin Core	Tatuus F4 T -421		**1:46.484**	145.8	5
20:19.903	4	Ean EYCKMANS	MP Motorsport	Tatuus F4 T -421	R	**1:46.314**	146.0	7
20:32.631	99	Thomas STRAUVEN	Griffin Core	Tatuus F4 T -421		**1:46.012**	146.5	6
25:58.551	23	Jan PRZYROWSKI	Griffin Core	Tatuus F4 T -421		**1:46.003**	146.5	9
27:44.522	23	Jan PRZYROWSKI	Griffin Core	Tatuus F4 T -421		**1:45.971**	146.5	10

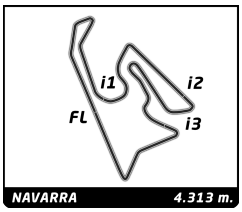

F4Spain
ROUND 2 - NAVARRA
PREVIOUS TEST 1

Flag Analysis

	Flag	Time
	GREEN FLAG	09:00:00.000
	YELLOW FLAG AT SECTOR 1	09:02:25.998
	RED FLAG	09:02:50.627
	GREEN FLAG AT SECTOR 1	09:02:50.680
	GREEN FLAG	09:09:51.757
	YELLOW FLAG AT SECTOR 2	09:28:35.426
	YELLOW FLAG AT SECTOR 1	09:28:36.090
	GREEN FLAG AT SECTOR 1	09:29:02.724
	GREEN FLAG AT SECTOR 2	09:29:02.770
	YELLOW FLAG AT SECTOR 1	09:34:27.069
	YELLOW FLAG AT SECTOR 2	09:34:28.214
	GREEN FLAG AT SECTOR 1	09:34:42.274
	GREEN FLAG AT SECTOR 2	09:34:42.330
	CHEQUERED FLAG	09:40:00.000

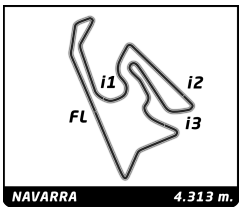

F4Spain
ROUND 2 - NAVARRA
PREVIOUS TEST 1

Sector Analysis

__ Invalidated Lap Personal Best Session Best **B** Crossing the pit lane

1 Hudson SCHWARTZ — USA
KCL MP Motorsport — Tatuus F4 T -421

Lap	Time	Sector 1	Sector 2	Sector 3	Sector 4	T.Spd
1	35:30.354 B	...	27.779	33.569	51.023	164.8
2	2:25.875 B	42.306	23.978	32.115	47.476	162.9
3	2:00.385	38.674	23.471	31.418	26.822	166.2
4	1:48.039	27.062	23.231	31.031	26.715	211.5

2 Vivek KANTHAN — USA
Campos Racing — Tatuus F4 T -421

Lap	Time	Sector 1	Sector 2	Sector 3	Sector 4	T.Spd
1	11:33.072 B	1:21.347	26.710	33.675	9:11.340	154.9
2	1:58.887	34.578	24.705	32.335	27.269	164.8
3	1:55.671	28.163	25.956	34.328	27.224	210.5
4	1:49.677	27.009	23.185	31.749	27.734	213.8
5	1:47.097	26.762	23.195	30.714	26.426	213.8
6	1:46.535	26.638	23.052	30.545	26.300	216.0
7	1:46.608	26.621	22.991	30.619	26.377	211.5
8	1:46.788	26.926	23.030	30.454	26.378	213.8
9	1:46.842	26.486	23.037	30.782	26.537	214.9
10	1:46.247	26.452	22.902	30.386	26.507	214.9
11	2:07.809	26.486	43.166	31.643	26.514	212.6
12	2:30.352 B	26.772	23.168	30.663	1:09.749	214.9
13	2:29.643 B	41.472	23.528	31.297	53.346	164.2

4 Ean EYCKMANS — BEL
MP Motorsport — Tatuus F4 T -421

Lap	Time	Sector 1	Sector 2	Sector 3	Sector 4	T.Spd
1	2:26.318	53.561	27.305	35.652	29.800	153.7
2	8:44.130 B	30.658	28.502	37.238	7:07.732	181.6
3	1:58.496	34.137	24.837	32.332	27.190	165.5
4	1:50.794	27.766	24.521	31.814	26.693	208.3
5	1:47.287	26.887	23.092	30.847	26.461	211.5
6	1:46.564	26.669	22.970	30.627	26.298	210.5
7	1:46.314	26.603	23.021	30.449	26.241	210.5
8	1:46.121	26.526	22.916	30.388	26.291	212.6
9	1:46.381	26.585	23.071	30.391	26.334	211.5
10	1:50.255	26.521	23.369	33.887	26.478	210.5
11	1:46.271	26.587	23.010	30.397	26.277	212.6
12	4:03.771 B	26.596	23.024	30.627	2:43.524	214.9
13	1:55.623	35.088	23.314	30.739	26.482	108.9
14	1:46.786	26.577	23.274	30.592	26.343	212.6
15	1:46.746	26.549	23.099	30.472	26.626	212.6
16	1:47.685	26.603	23.573	30.746	26.763	212.6
17	1:46.799	26.649	23.113	30.598	26.439	212.6

5 Miguel COSTA — BRA
Campos Racing — Tatuus F4 T -421

Lap	Time	Sector 1	Sector 2	Sector 3	Sector 4	T.Spd
1	11:27.570 B	2:09.156	26.687	37.645	8:14.082	162.9
2	2:02.547	35.122	25.749	33.754	27.922	162.9
3	1:54.291	29.115	25.590	32.432	27.154	205.2
4	1:48.806	27.405	23.615	31.240	26.546	213.8
5	1:47.303	26.841	23.204	30.907	26.351	212.6
6	1:46.594	26.535	23.081	30.666	26.312	218.3
7	1:46.742	26.564	23.098	30.827	26.253	216.0
8	1:46.380	26.503	22.979	30.603	26.295	219.5
9	1:47.721	26.529	23.219	30.613	27.360	220.6
10	1:46.441	26.459	23.102	30.620	26.260	218.3
11	1:46.356	26.543	22.974	30.580	26.259	220.6
12	1:46.234	26.497	23.015	30.530	26.192	214.9
13	1:46.147	26.509	22.980	30.510	26.148	217.1
14	2:31.334 B	26.571	23.145	30.603	1:11.015	219.5

6 Sacha VAN'T PAD BOSCH — NLD
T-Code by Amtog — Tatuus F4 T -421

Lap	Time	Sector 1	Sector 2	Sector 3	Sector 4	T.Spd
1	2:37.222	1:06.332	27.874	34.449	28.567	
2	7:56.600 B	29.508	27.794	34.009	6:25.289	200.2
3	2:08.627	40.238	27.084	33.108	28.197	131.1
4	1:50.998	28.556	24.127	31.551	26.764	184.9
5	1:48.370	27.113	23.458	31.059	26.740	211.5
6	1:47.842	26.919	23.305	30.787	26.831	211.5
7	1:47.228	26.850	23.138	30.703	26.537	210.5
8	1:47.291	26.819	23.310	30.587	26.575	209.4
9	1:48.095	26.649	23.993	30.902	26.551	211.5
10	1:47.063	26.781	23.211	30.601	26.470	212.6
11	1:46.937	26.723	23.189	30.603	26.422	210.5
12	1:46.782	26.659	23.076	30.575	26.472	212.6
13	1:48.442	26.701	23.298	30.607	27.836	212.6
14	1:47.089	26.663	23.158	30.798	26.470	
15	1:46.764	26.708	23.127	30.517	26.412	213.8
16	1:47.353	26.651	23.376	30.768	26.558	213.8

9 René LAMMERS — NLD
MP Motorsport — Tatuus F4 T -421

Lap	Time	Sector 1	Sector 2	Sector 3	Sector 4	T.Spd
1	12:59.127 B	1:53.883	28.129	36.528	...	145.5
2	2:04.726	37.003	26.274	33.533	27.916	152.0
3	1:51.656	29.387	23.742	31.608	26.919	177.7
4	1:48.322	27.297	23.305	31.112	26.608	213.8
5	1:46.906	26.926	23.036	30.630	26.314	213.8
6	1:49.625	26.644	23.103	33.196	26.682	213.8
7	1:46.553	26.551	23.023	30.645	26.334	214.9
8	1:47.166	26.456	23.921	30.596	26.193	216.0
9	1:46.447	26.489	23.151	30.473	26.334	214.9
10	1:46.436	26.535	23.008	30.618	26.275	214.9
11	1:46.513	26.523	23.038	30.619	26.333	214.9
12	1:46.363	26.477	23.029	30.509	26.348	216.0
13	3:11.439 B	27.775	25.201	32.314	1:46.149	214.9
14	2:39.283 B	46.050	24.762	32.185	56.286	166.8

10 Niklas SCHAUFLER — AUT
KCL MP Motorsport — Tatuus F4 T -421

Lap	Time	Sector 1	Sector 2	Sector 3	Sector 4	T.Spd
1	2:27.559	54.858	28.089	35.289	29.323	160.9
2	7:49.572 B	31.386	28.361	36.918	6:12.907	191.8
3	2:06.265	37.301	26.497	34.205	28.262	145.0
4	1:55.684	29.593	25.246	33.016	27.829	180.0
5	1:47.971	27.061	23.343	30.993	26.574	212.6
6	1:47.337	26.811	23.143	30.887	26.496	212.6
7	5:03.477 B	26.758	23.064	30.746	3:42.909	211.5
8	4:24.866 B	37.865	27.016	35.267	2:44.718	154.3
9	2:02.484	35.582	25.155	32.630	29.117	114.0
10	1:53.979	30.431	25.283	31.540	26.725	153.7
11	1:47.432	26.922	23.218	30.837	26.455	213.8
12	1:46.980	26.806	22.997	30.708	26.469	214.9
13	1:46.694	26.739	23.021	30.636	26.298	211.5
14	1:46.706	26.574	23.005	30.642	26.485	213.8
15	1:46.305	26.554	22.974	30.380	26.397	213.8

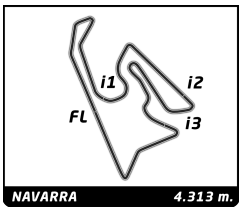

F4Spain
ROUND 2 - NAVARRA
PREVIOUS TEST 1

Sector Analysis

__ Invalidated Lap Personal Best Session Best **B** Crossing the pit lane

11 Reno FRANCOT — NLD
KCL MP Motorsport — Tatuus F4 T -421

Lap	Time	Sector 1	Sector 2	Sector 3	Sector 4	T.Spd
1	11:22.480 B	2:02.602	27.229	34.959	8:17.690	144.0
2	2:01.316	34.914	25.595	33.040	27.767	147.6
3	1:51.003	27.812	24.046	31.710	27.435	207.3
4	1:47.724	26.892	23.274	30.932	26.626	211.5
5	1:47.224	26.719	23.180	30.778	26.547	212.6
6	1:46.606	26.524	23.143	30.612	26.327	211.5
7	1:46.595	26.651	23.027	30.523	26.394	211.5
8	1:46.509	26.669	23.071	30.446	26.323	212.6
9	1:50.584	26.496	26.452	31.191	26.445	212.6
10	1:46.461	26.553	23.081	30.496	26.331	216.0
11	1:46.563	26.551	23.001	30.507	26.504	213.8
12	4:45.759 B	26.561	23.115	30.757	3:25.326	212.6
13	1:57.976	35.641	23.780	30.851	27.704	168.9
14	1:46.784	26.611	23.129	30.516	26.528	211.5
15	1:56.943	26.844	23.222	35.858	31.019	212.6

17 Nacho TUÑON — ESP
Tecnicar by Amtog — Tatuus F4 T -421

Lap	Time	Sector 1	Sector 2	Sector 3	Sector 4	T.Spd
1	2:38.254	1:06.790	27.843	35.194	28.427	136.8
2	7:56.511 B	30.109	28.655	33.863	6:23.884	190.9
3	2:09.790	40.026	27.193	33.964	28.607	130.7
4	1:53.094	28.676	24.433	32.537	27.448	204.2
5	1:49.775	27.426	23.773	31.485	27.091	210.5
6	1:49.573	27.056	23.531	31.320	27.666	211.5
7	1:48.338	27.007	23.398	30.981	26.952	217.1
8	1:48.595	26.685	24.186	30.991	26.733	210.5
9	1:48.024	26.747	23.275	31.149	26.853	213.8
10	1:52.099	28.392	24.362	32.454	26.891	212.6
11	1:47.809	26.917	23.300	30.929	26.663	211.5
12	1:47.622	26.840	23.372	30.809	26.601	217.1
13	1:47.391	26.807	23.280	30.738	26.566	211.5
14	1:47.296	26.710	23.190	30.932	26.464	212.6
15	1:51.932	29.285	24.528	31.443	26.676	212.6
16	1:47.160	26.779	23.210	30.685	26.486	214.9
17	1:47.526	26.812	23.246	30.927	26.541	212.6
18	1:47.543	26.856	23.277	30.745	26.665	214.9
19	1:47.197	26.722	23.148	30.734	26.593	213.8

19 Matus RYBA — SVK
Griffin Core — Tatuus F4 T -421

Lap	Time	Sector 1	Sector 2	Sector 3	Sector 4	T.Spd
1	13:42.264	...	26.445	33.606	28.013	164.2
2	1:52.962	29.379	24.684	31.830	27.069	190.9
3	1:48.544	26.982	23.593	31.169	26.800	213.8
4	1:47.689	26.887	23.103	31.072	26.627	211.5
5	1:47.066	26.687	23.161	30.808	26.410	219.5
6	1:46.836	26.595	23.126	30.655	26.460	218.3
7	1:46.862	26.768	23.043	30.665	26.386	217.1
8	1:46.616	26.591	23.014	30.649	26.362	214.9
9	1:46.252	26.491	22.886	30.514	26.361	220.6
10	1:46.253	26.502	22.980	30.510	26.261	217.1
11	2:04.758 B	26.543	22.906	30.814	44.495	221.8

22 Juan COTA — ESP
MP Motorsport — Tatuus F4 T -421

Lap	Time	Sector 1	Sector 2	Sector 3	Sector 4	T.Spd
1	2:58.634	1:21.087	28.625	38.313	30.609	139.6
2	7:17.693 B	37.439	31.931	37.941	5:30.382	146.6
3	2:19.886 B	35.931	25.708	34.145	44.102	132.8
4	2:19.050 B	40.688	23.972	31.945	42.445	163.5
5	3:55.940 B	40.911	23.536	31.364	2:20.129	164.2
6	2:15.263	41.074	29.094	36.363	28.732	128.2
7	1:55.050	29.620	25.371	32.784	27.275	208.3
8	1:49.123	27.426	23.632	31.255	26.810	210.5
9	1:47.352	27.002	23.135	30.689	26.526	211.5
10	1:47.062	26.809	23.134	30.568	26.551	210.5
11	1:46.884	26.767	23.080	30.559	26.478	212.6
12	1:46.716	26.674	23.082	30.576	26.384	208.3
13	1:47.565	26.583	23.510	30.708	26.764	210.5
14	1:47.020	26.707	23.239	30.566	26.508	210.5
15	1:46.910	26.728	23.046	30.646	26.490	211.5

23 Jan PRZYROWSKI — POL
Griffin Core — Tatuus F4 T -421

Lap	Time	Sector 1	Sector 2	Sector 3	Sector 4	T.Spd
1	11:25.309 B	47.066	28.151	35.841	9:34.251	161.6
2	2:02.011	35.036	25.825	33.452	27.698	166.2
3	1:51.259	28.496	24.118	31.763	26.882	190.9
4	1:48.159	27.088	23.318	31.196	26.557	212.6
5	1:46.882	26.815	23.058	30.623	26.386	213.8
6	1:46.135	26.542	22.916	30.481	26.196	212.6
7	1:46.110	26.519	22.867	30.458	26.266	216.0
8	1:46.683	26.477	23.338	30.518	26.350	216.0
9	1:46.003	26.488	22.945	30.376	26.194	213.8
10	1:45.971	26.375	22.981	30.349	26.266	217.1
11	1:46.099	26.441	22.925	30.460	26.273	216.0
12	1:46.528	26.407	23.332	30.538	26.251	214.9
13	2:26.915 B	26.479	23.025	30.531	1:06.880	217.1
14	2:18.235 B	40.962	23.600	30.751	42.922	164.2

24 Kyuho LEE — KOR
Rodin Motorsport — Tatuus F4 T -421

Lap	Time	Sector 1	Sector 2	Sector 3	Sector 4	T.Spd
1	2:51.355 B	49.015	28.697	35.850	57.793	
2	7:19.521 B	44.334	29.226	37.774	5:28.187	
3	1:59.282	34.400	25.019	32.461	27.402	
4	1:50.288	27.457	24.061	31.804	26.966	216.0
5	1:48.659	27.117	23.658	31.175	26.709	214.9
6	1:48.174	27.093	23.428	31.023	26.630	216.0
7	1:48.084	27.026	23.335	31.068	26.655	216.0
8	4:11.764 B	27.036	23.164	31.171	2:50.393	216.0
9	2:27.381 B	37.884	28.516	34.329	46.652	
10	2:04.254	38.189	26.347	32.454	27.264	
11	1:48.902	27.214	23.718	31.142	26.828	214.9
12	1:51.627	26.890	26.473	31.656	26.608	214.9
13	1:47.675	26.884	23.295	30.928	26.568	216.0
14	1:47.314	26.764	23.374	30.737	26.439	217.1
15	1:47.180	26.843	23.280	30.646	26.411	
16	1:47.242	26.783	23.335	30.693	26.431	216.0
17	1:47.029	26.744	23.106	30.699	26.480	216.0

25 Francisco MONARCA — ARG
Monlau Motorsport — Tatuus F4 T -421

Lap	Time	Sector 1	Sector 2	Sector 3	Sector 4	T.Spd
1	11:28.627 B	1:10.118	25.889	34.607	9:18.013	
2	2:01.608	35.299	25.368	33.086	27.855	

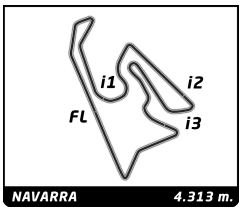

F4Spain
ROUND 2 - NAVARRA
PREVIOUS TEST 1

Sector Analysis

__ Invalidated Lap Personal Best Session Best **B** Crossing the pit lane

Lap	Time	Sector 1	Sector 2	Sector 3	Sector 4	T.Spd
3	1:51.136	27.877	24.450	31.859	26.950	
4	1:48.691	27.170	23.712	31.173	26.636	
5	1:47.462	26.974	23.219	30.785	26.484	
6	1:46.612	26.643	23.104	30.600	26.265	
7	1:48.761	26.711	24.692	30.975	26.383	
8	1:46.796	26.540	23.335	30.708	26.213	
9	1:46.589	26.683	23.107	30.528	26.271	
10	1:53.045	26.567	28.265	31.716	26.497	
11	1:46.812	26.593	23.263	30.610	26.346	
12	1:46.406	26.536	23.173	30.530	26.167	

27 Alexander JACOBY — BRA
Monlau Motorsport — Tatuus F4 T -421

Lap	Time	Sector 1	Sector 2	Sector 3	Sector 4	T.Spd
1	11:44.765 B	1:12.221	26.289	34.270	9:31.985	
2	2:04.055	36.326	26.618	33.370	27.741	
3	1:50.728	28.138	23.829	31.859	26.902	206.2
4	1:48.349	27.241	23.386	31.188	26.534	209.4
5	1:47.619	26.909	23.139	31.004	26.567	210.5
6	1:47.146	26.607	23.126	30.948	26.465	210.5
7	1:47.004	26.696	23.078	30.864	26.366	211.5
8	1:47.212	26.712	23.225	30.835	26.440	211.5
9	1:46.932	26.725	23.128	30.715	26.364	211.5
10	1:48.007	26.708	23.216	30.991	27.092	211.5
11	1:47.422	26.741	23.349	30.860	26.472	211.5
12	1:47.117	26.649	23.329	30.844	26.295	211.5
13	1:47.043	26.597	23.292	30.745	26.409	210.5
14	1:46.858	26.574	23.065	30.776	26.443	211.5

32 Wiktor DOBRZANSKI — POL
Tecnicar by Amtog — Tatuus F4 T -421

Lap	Time	Sector 1	Sector 2	Sector 3	Sector 4	T.Spd
1	2:38.955	1:07.528	27.590	35.027	28.810	143.5
2	7:57.910 B	30.003	28.496	33.949	6:25.462	198.3
3	2:08.176	38.404	27.464	33.600	28.708	151.4
4	1:53.083	28.473	24.684	32.583	27.343	209.4
5	1:50.232	27.229	23.884	32.063	27.056	220.6
6	1:49.307	27.666	23.547	31.140	26.954	217.1
7	1:48.199	26.940	23.375	31.174	26.710	217.1
8	1:49.025	26.814	24.363	31.130	26.718	218.3
9	1:47.652	26.714	23.341	31.020	26.577	208.3
10	1:47.807	26.742	23.227	31.138	26.700	224.3
11	1:47.965	26.865	23.379	31.133	26.588	221.8
12	1:47.360	26.812	23.140	30.796	26.612	220.6
13	1:47.576	26.796	23.409	30.676	26.695	210.5
14	1:47.558	26.784	23.232	30.851	26.691	216.0
15	1:58.412	26.934	24.485	37.751	29.242	207.3
16	1:47.373	26.761	23.150	30.839	26.623	213.8

33 Christopher EL FEGHALI — LBN
Drivex — Tatuus F4 T -421

Lap	Time	Sector 1	Sector 2	Sector 3	Sector 4	T.Spd
1	2:21.592	47.444	28.515	35.465	30.168	162.9
2	7:42.528 B	27.974	24.530	32.410	6:17.614	204.2
3	1:58.225	34.396	24.769	31.961	27.099	157.2
4	1:49.239	27.291	23.664	31.379	26.905	210.5
5	5:54.552 B	26.951	23.516	31.487	4:32.598	210.5
6	2:03.083	36.916	26.243	32.324	27.600	162.2
7	1:51.594	27.406	24.447	32.803	26.938	206.2
8	1:47.709	27.027	23.245	30.854	26.583	210.5
9	1:47.139	26.806	23.206	30.709	26.418	212.6
10	1:46.886	26.742	23.123	30.637	26.384	209.4
11	1:46.602	26.710	23.014	30.493	26.385	210.5
12	1:46.682	26.555	22.942	30.635	26.550	212.6
13	1:46.478	26.686	23.047	30.474	26.271	211.5
14	1:46.836	26.568	23.173	30.746	26.349	212.6
15	1:46.652	26.680	23.066	30.551	26.355	213.8

37 Filippo FIORENTINO — BRA
Drivex — Tatuus F4 T -421

Lap	Time	Sector 1	Sector 2	Sector 3	Sector 4	T.Spd
1	2:22.024	51.273	26.471	34.707	29.573	162.2
2	7:47.038 B	28.050	24.567	34.722	6:19.699	205.2
3	1:57.521	34.294	24.481	31.862	26.884	145.5
4	1:48.905	27.122	23.414	31.429	26.940	210.5
5	1:48.390	26.849	23.410	31.266	26.865	214.9
6	4:49.678 B	27.181	23.293	31.150	3:28.054	213.8
7	2:03.300	36.828	25.883	33.058	27.531	117.6
8	1:49.082	28.007	23.684	30.934	26.457	205.2
9	1:47.174	26.815	23.152	30.740	26.467	212.6
10	1:46.659	26.555	23.080	30.644	26.380	213.8
11	1:46.903	26.615	23.303	30.621	26.364	214.9
12	1:47.353	26.861	23.446	30.655	26.391	213.8
13	1:47.507	26.715	23.560	30.756	26.476	213.8
14	1:47.040	26.722	23.188	30.675	26.455	211.5
15	1:46.704	26.787	23.083	30.550	26.284	211.5
16	1:46.814	26.664	23.098	30.623	26.429	212.6
17	1:47.066	26.653	23.169	30.707	26.537	211.5

39 Santino PANETTA — ARG
TC Racing — Tatuus F4 T -421

Lap	Time	Sector 1	Sector 2	Sector 3	Sector 4	T.Spd
1	2:38.410	1:08.505	26.945	34.782	28.178	132.0
2	7:37.028 B	29.604	28.712	33.753	6:04.959	207.3
3	2:27.925 B	38.057	26.492	34.041	49.335	111.8
4	1:56.910	33.983	24.435	31.556	26.936	
5	1:48.323	27.077	23.337	31.199	26.710	205.2
6	1:48.031	26.877	23.160	31.035	26.959	210.5
7	1:47.348	26.891	23.173	30.758	26.526	210.5
8	1:47.581	26.914	23.244	30.886	26.537	209.4
9	1:47.402	26.757	23.329	30.856	26.460	212.6
10	1:47.342	26.740	23.189	30.960	26.453	
11	1:47.227	26.780	23.179	30.723	26.545	207.3
12	1:47.099	26.714	23.126	30.776	26.483	211.5
13	1:47.479	26.712	23.258	30.844	26.665	
14	1:50.540	26.671	25.785	31.329	26.755	
15	1:47.701	26.843	23.276	30.928	26.654	210.5
16	1:47.468	26.711	23.289	30.721	26.747	208.3
17	1:47.442	26.600	23.278	30.781	26.783	

41 Stepan SUSLOV — SWE
DXR — Tatuus F4 T -421

Lap	Time	Sector 1	Sector 2	Sector 3	Sector 4	T.Spd
1	2:22.299	49.537	27.647	35.003	30.112	159.1
2	7:43.403 B	28.349	24.548	34.753	6:15.753	210.5
3	1:58.385	34.076	24.341	32.766	27.202	
4	1:49.816	27.516	23.695	31.804	26.801	219.5
5	7:19.211 B	26.955	23.369	31.171	5:57.716	218.3
6	1:59.750	35.301	24.960	32.320	27.169	163.5
7	1:49.713	27.530	23.874	31.629	26.680	217.1

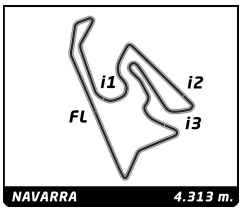

F4Spain
ROUND 2 - NAVARRA
PREVIOUS TEST 1

Sector Analysis

__ Invalidated Lap Personal Best Session Best **B** Crossing the pit lane

Lap	Time	Sector 1	Sector 2	Sector 3	Sector 4	T.Spd
8	1:50.493	26.995	23.415	31.043	29.040	216.0
9	1:46.983	26.746	23.108	30.772	26.357	217.1
10	1:46.609	26.667	23.053	30.585	26.304	216.0
11	1:46.584	26.547	23.012	30.638	26.387	216.0
12	1:48.915	26.647	24.890	31.027	26.351	217.1
13	1:47.249	26.659	23.243	30.937	26.410	214.9
14	1:50.498	26.527	25.239	31.085	27.647	217.1
15	1:46.803	26.601	23.114	30.528	26.560	219.5

46 Nathan TYE — GBR
Rodin Motorsport — Tatuus F4 T -421

Lap	Time	Sector 1	Sector 2	Sector 3	Sector 4	T.Spd
1	2:48.521 B	45.320	27.752	35.428	1:00.021	127.1
2	7:19.746 B	46.097	29.200	37.800	5:26.649	108.9
3	2:01.011	36.010	24.992	32.693	27.316	140.5
4	1:49.201	27.329	23.699	31.461	26.712	211.5
5	1:47.925	26.953	23.348	31.139	26.485	212.6
6	4:30.401 B	26.838	23.292	31.044	3:09.227	213.8
7	2:35.116 B	38.771	27.417	33.875	55.053	124.4
8	2:01.352	35.091	24.707	34.063	27.491	166.8
9	1:48.725	27.333	23.451	31.303	26.638	212.6
10	1:47.121	26.839	23.113	30.772	26.397	212.6
11	1:46.956	26.655	23.076	30.860	26.365	214.9
12	1:46.535	26.603	22.984	30.571	26.377	216.0
13	1:48.207	27.465	23.460	30.877	26.405	217.1
14	1:46.605	26.591	22.993	30.622	26.399	213.8
15	1:46.349	26.529	23.024	30.435	26.361	213.8
16	1:46.449	26.565	23.013	30.544	26.327	213.8
17	1:46.535	26.555	23.022	30.524	26.434	211.5

48 Gino TRAPPA — ARG
Drivex — Tatuus F4 T -421

Lap	Time	Sector 1	Sector 2	Sector 3	Sector 4	T.Spd
1	2:20.464	48.428	28.307	35.203	28.526	162.9
2	7:44.373 B	28.178	24.423	35.620	6:16.152	209.4
3	1:59.069	34.292	24.690	32.738	27.349	150.9
4	1:49.367	27.237	23.564	31.753	26.813	213.8
5	5:53.813 B	26.960	23.388	31.146	4:32.319	211.5
6	2:03.235	37.293	26.222	32.452	27.268	160.3
7	1:51.229	27.444	24.800	32.032	26.953	213.8
8	1:48.107	27.150	23.234	31.207	26.516	216.0
9	1:47.045	26.677	23.299	30.700	26.369	214.9
10	1:46.930	26.622	23.295	30.656	26.357	216.0
11	1:55.161	26.782	26.323	34.955	27.101	218.3
12	1:47.032	26.801	23.137	30.734	26.360	213.8
13	1:46.789	26.643	23.094	30.705	26.347	218.3
14	1:46.606	26.684	23.046	30.581	26.295	216.0
15	1:46.780	26.667	23.053	30.757	26.303	216.0
16	1:46.810	26.792	23.079	30.657	26.282	214.9

57 Kaiden HIGGINS — ARE
DXR — Tatuus F4 T -421

Lap	Time	Sector 1	Sector 2	Sector 3	Sector 4	T.Spd
1	2:46.820	1:18.560	26.749	33.215	28.296	
2	7:20.065 B	31.635	25.814	33.210	5:49.406	
3	1:57.729	33.391	24.562	32.410	27.366	
4	1:50.554	27.346	23.816	32.213	27.179	
5	1:49.189	27.429	23.602	31.419	26.739	
6	6:27.482 B	26.983	23.548	31.283	5:05.668	
7	2:08.109	37.503	28.006	34.086	28.514	
8	1:52.607	29.598	23.866	32.493	26.650	
9	1:49.402	26.715	24.707	31.430	26.550	
10	1:48.550	26.701	24.305	30.969	26.575	
11	1:48.530	26.578	24.343	30.924	26.685	
12	1:46.821	26.610	23.127	30.698	26.386	
13	1:46.784	26.568	23.040	30.758	26.418	
14	1:46.861	26.604	23.128	30.709	26.420	
15	1:47.115	26.611	23.199	30.701	26.604	
16	1:46.809	26.498	23.199	30.695	26.417	

70 Aleksandar BOGUNOVIC — SVN
GRS Team — Tatuus F4 T -421

Lap	Time	Sector 1	Sector 2	Sector 3	Sector 4	T.Spd
1	2:39.323	1:09.681	26.181	34.959	28.502	
2	7:38.431 B	30.441	28.252	33.719	6:06.019	207.3
3	2:02.498	35.184	25.639	33.851	27.824	
4	1:49.402	27.601	23.590	31.249	26.962	208.3
5	1:48.902	27.340	23.485	31.160	26.917	209.4
6	1:48.456	27.173	23.518	31.025	26.740	211.5
7	6:16.940 B	27.049	23.349	30.826	4:55.716	211.5
8	2:20.950 B	35.636	24.701	32.014	48.599	165.5
9	1:54.524	32.746	23.857	31.182	26.739	
10	1:49.032	27.227	24.293	30.859	26.653	210.5
11	1:47.586	26.911	23.177	30.788	26.710	213.8
12	1:47.532	26.940	23.311	30.701	26.580	213.8
13	2:13.686	26.967	47.387	32.652	26.680	213.8
14	1:47.765	26.906	23.369	30.880	26.610	213.8
15	1:47.675	26.973	23.194	30.917	26.591	213.8

71 Daniel DALLAKYAN — ARM
GRS Team — Tatuus F4 T -421

Lap	Time	Sector 1	Sector 2	Sector 3	Sector 4	T.Spd
1	10:19.930 B	2:00.922	26.677	34.173	7:18.158	
2	2:04.007	35.434	26.241	34.153	28.179	
3	1:50.732	27.663	23.847	32.070	27.152	208.3
4	1:53.431	28.070	23.712	31.672	29.977	213.8
5	6:46.744 B	27.316	23.589	31.355	5:24.484	214.9
6	2:06.491	39.786	26.016	33.013	27.676	
7	1:52.061	28.339	24.406	31.826	27.490	212.6
8	1:50.071	28.449	23.555	31.280	26.787	193.6
9	1:48.420	27.130	23.510	31.030	26.750	219.5
10	1:47.997	27.040	23.227	31.052	26.678	213.8
11	1:48.095	27.008	23.316	31.174	26.597	218.3
12	1:47.885	27.086	23.275	30.956	26.568	219.5
13	1:48.070	27.117	23.209	31.111	26.633	216.0
14	1:47.562	26.955	23.135	30.896	26.576	220.6
15	1:48.057	26.950	23.348	31.082	26.677	217.1

77 Andrej PETROVIC — SRB
T-Code by Amtog — Tatuus F4 T -421

Lap	Time	Sector 1	Sector 2	Sector 3	Sector 4	T.Spd
1	2:32.941	1:03.830	26.569	33.372	29.170	
2	8:00.110 B	29.733	25.398	37.046	6:27.933	
3	2:08.738	40.243	26.456	33.376	28.663	
4	1:50.387	28.405	23.708	31.300	26.974	191.8
5	1:48.409	27.006	23.297	31.259	26.847	
6	1:47.274	26.807	23.122	30.781	26.564	
7	1:47.005	26.738	23.112	30.695	26.460	
8	1:47.343	27.202	23.064	30.531	26.546	
9	1:46.543	26.586	22.992	30.543	26.422	

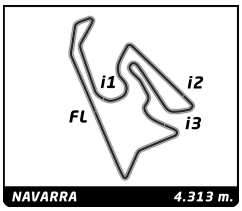

F4Spain
ROUND 2 - NAVARRA
PREVIOUS TEST 1

Sector Analysis

__ Invalidated Lap Personal Best Session Best **B** Crossing the pit lane

Lap	Time	Sector 1	Sector 2	Sector 3	Sector 4	T.Spd
10	1:46.424	26.556	22.971	30.462	26.435	
11	1:49.399	26.556	25.577	30.758	26.508	
12	1:46.588	26.507	23.050	30.612	26.419	
13	1:54.407	26.599	23.090	31.194	33.524	
14	1:46.815	26.567	23.133	30.595	26.520	214.9
15	1:46.472	26.383	23.086	30.640	26.363	
16	2:53.695 **B**	26.499	23.102	30.512	1:33.582	
17	1:52.433	31.990	23.223	30.629	26.591	
18	1:46.679	26.526	23.091	30.652	26.410	

78 Alfio SPINA — ITA
TC Racing — Tatuus F4 T -421

Lap	Time	Sector 1	Sector 2	Sector 3	Sector 4	T.Spd
1	10:26.345 **B**	1:08.019	26.989	34.028	8:17.309	139.6
2	2:31.792 **B**	35.966	25.176	32.420	58.230	154.9
3	1:56.408	34.342	23.926	31.308	26.832	166.8
4	1:47.692	26.979	23.249	30.828	26.636	211.5
5	1:47.241	26.768	23.211	30.781	26.481	213.8
6	1:47.262	26.809	23.210	30.814	26.429	213.8
7	5:57.115 **B**	26.661	23.258	30.779	4:36.417	214.9
8	2:28.839 **B**	37.711	25.261	32.657	53.210	156.6
9	1:55.777	33.585	23.648	31.855	26.689	160.3
10	1:47.196	26.888	23.162	30.731	26.415	216.0
11	1:46.629	26.588	23.155	30.619	26.267	214.9
12	1:46.562	26.597	23.143	30.535	26.287	213.8
13	1:53.857	26.568	23.155	33.490	30.644	217.1
14	1:46.624	26.621	23.158	30.539	26.306	216.0

81 Noah MONTEIRO — PRT
Campos Racing — Tatuus F4 T -421

Lap	Time	Sector 1	Sector 2	Sector 3	Sector 4	T.Spd
1	11:31.329 **B**	2:10.761	26.873	37.197	8:16.498	
2	1:59.132	33.993	25.012	32.721	27.406	
3	1:54.982	29.222	25.617	32.565	27.578	
4	1:50.018	27.315	23.444	32.355	26.904	
5	1:47.118	26.833	23.112	30.755	26.418	220.6
6	1:46.461	26.664	22.919	30.612	26.266	
7	1:46.593	26.494	23.002	30.796	26.301	
8	1:46.295	26.455	22.906	30.613	26.321	
9	1:47.733	26.718	23.040	30.850	27.125	223.0
10	1:46.418	26.489	22.879	30.671	26.379	
11	1:46.321	26.472	22.979	30.632	26.238	223.0
12	1:46.153	26.379	23.055	30.472	26.247	224.3
13	2:28.435 **B**	26.392	24.409	31.221	1:06.413	

88 Santiago BAZTARRICA — ARG
TC Racing — Tatuus F4 T -421

Lap	Time	Sector 1	Sector 2	Sector 3	Sector 4	T.Spd
1	10:02.535 **B**	1:14.892	26.012	33.984	7:47.647	151.4
2	2:00.750	35.713	24.650	33.089	27.298	157.2
3	1:51.326	27.529	23.698	33.045	27.054	212.6
4	1:48.797	27.060	23.493	31.426	26.818	214.9
5	7:12.951 **B**	27.009	23.438	31.292	5:51.212	210.5
6	2:04.008	38.221	25.414	32.925	27.448	125.1
7	1:49.589	27.484	23.621	31.666	26.818	211.5
8	1:47.801	27.090	23.259	30.922	26.530	214.9
9	1:50.074	27.127	23.730	30.785	28.432	212.6
10	1:47.623	27.266	23.175	30.733	26.449	212.6
11	1:47.483	27.073	23.188	30.755	26.467	214.9
12	1:47.349	26.849	23.198	30.765	26.537	217.1
13	1:47.182	26.685	23.273	30.818	26.406	213.8
14	1:50.601	26.992	23.368	33.335	26.906	213.8
15	1:47.786	26.843	23.515	30.784	26.644	213.8

91 Lorenzo CAMPOS — AGO
Monlau Motorsport — Tatuus F4 T -421

Lap	Time	Sector 1	Sector 2	Sector 3	Sector 4	T.Spd
1	11:29.539 **B**	1:10.808	25.766	34.719	9:18.246	132.0
2	2:03.154	36.037	25.563	33.691	27.863	152.0
3	2:10.570 **B**	27.835	25.692	35.561	41.482	207.3
4	1:57.547	33.605	24.190	32.696	27.056	166.2
5	1:48.032	27.082	23.292	31.037	26.621	210.5
6	1:47.538	26.804	23.210	30.970	26.554	209.4
7	1:46.925	26.707	23.110	30.720	26.388	210.5
8	1:48.108	26.641	23.110	31.262	27.095	211.5
9	1:46.952	26.742	23.120	30.744	26.346	211.5
10	1:49.384	26.642	23.193	33.081	26.468	212.6
11	1:46.989	26.790	23.074	30.719	26.406	210.5
12	1:46.917	26.611	23.323	30.620	26.363	210.5
13	1:46.710	26.632	23.125	30.632	26.321	211.5

99 Thomas STRAUVEN — BEL
Griffin Core — Tatuus F4 T -421

Lap	Time	Sector 1	Sector 2	Sector 3	Sector 4	T.Spd
1	11:18.599 **B**	45.793	27.717	36.134	9:28.955	
2	2:01.068	34.353	25.225	33.494	27.996	
3	1:52.962	28.859	24.482	32.151	27.470	
4	1:47.506	27.121	23.233	30.778	26.374	
5	1:46.484	26.585	23.049	30.559	26.291	
6	1:46.012	26.502	22.903	30.450	26.157	
7	1:46.607	26.392	23.043	30.625	26.547	
8	1:46.132	26.457	23.034	30.455	26.186	
9	1:46.100	26.598	22.939	30.459	26.104	
10	1:46.056	26.592	22.983	30.379	26.102	
11	1:46.286	26.587	22.947	30.452	26.300	
12	1:45.971	26.557	22.844	30.420	26.150	
13	1:45.970	26.455	22.858	30.411	26.246	
14	4:23.287 **B**	26.452	23.752	30.808	3:02.275	
15	2:16.625 **B**	39.571	23.502	30.794	42.758	

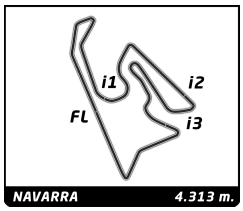

F4Spain
ROUND 2 - NAVARRA
PREVIOUS TEST 1

Track Limits Analysis

No	Driver	Team	T.L. Nr	Camera	Lap	Time
1	Hudson SCHWARTZ	KCL MP Motorsport	1	Turn 15	3	09:39:35.063
					Total Infractions:	**1**
2	Vivek KANTHAN	Campos Racing	1	Turn 17	4	09:17:08.568
					Total Infractions:	**1**
4	Ean EYCKMANS	MP Motorsport	1	Turn 15	4	09:14:38.034
4	Ean EYCKMANS	MP Motorsport	2	Turn 17	4	09:14:51.163
4	Ean EYCKMANS	MP Motorsport	3	Turn 17	9	09:23:43.761
					Total Infractions:	**2**
6	Sacha VAN'T PAD BOSCH	T-Code by Amtog	1	Turn 15	4	09:14:11.516
					Total Infractions:	**1**
9	René LAMMERS	MP Motorsport	1	Turn 15	8	09:25:32.991
9	René LAMMERS	MP Motorsport	2	Turn 17	8	09:25:45.554
9	René LAMMERS	MP Motorsport	3	Turn 8	11	09:30:08.027
					Total Infractions:	**2**
10	Niklas SCHAUFLER	KCL MP Motorsport	1	Turn 15	6	09:17:32.853
					Total Infractions:	**1**
11	Reno FRANCOT	KCL MP Motorsport	1	Turn 8	11	09:28:27.560
					Total Infractions:	**1**
17	Nacho TUÑON	Tecnicar by Amtog	1	Turn 8	5	09:15:20.180
17	Nacho TUÑON	Tecnicar by Amtog	2	Turn 15	7	09:19:42.711
17	Nacho TUÑON	Tecnicar by Amtog	3	Turn 17	15	09:34:27.432
					Total Infractions:	**3**
22	Juan COTA	MP Motorsport	1	Turn 2	16	09:37:32.143
					Total Infractions:	**1**
23	Jan PRZYROWSKI	Griffin Core	1	Turn 8	12	09:30:11.840
					Total Infractions:	**1**
24	Kyuho LEE	Rodin Motorsport	1	Turn 15	4	09:13:38.587
24	Kyuho LEE	Rodin Motorsport	2	Turn 8	7	09:18:19.020
24	Kyuho LEE	Rodin Motorsport	3	Turn 15	16	09:38:37.368
					Total Infractions:	**3**
25	Francisco MONARCA	Monlau Motorsport	1	Turn 15	2	09:13:07.051
25	Francisco MONARCA	Monlau Motorsport	2	Turn 15	3	09:14:59.301
					Total Infractions:	**2**
27	Alexander JACOBY	Monlau Motorsport	1	Turn 15	2	09:13:26.097
27	Alexander JACOBY	Monlau Motorsport	2	Turn 8	5	09:18:09.382
27	Alexander JACOBY	Monlau Motorsport	3	Turn 15	5	09:18:53.826
27	Alexander JACOBY	Monlau Motorsport	4	Turn 15	8	09:24:15.846
27	Alexander JACOBY	Monlau Motorsport	5	Turn 8	10	09:27:05.184
27	Alexander JACOBY	Monlau Motorsport	6	Turn 8	12	09:30:40.623
27	Alexander JACOBY	Monlau Motorsport	7	Turn 15	12	09:31:24.907
27	Alexander JACOBY	Monlau Motorsport	8	Turn 15	13	09:33:11.986
27	Alexander JACOBY	Monlau Motorsport	9	Turn 8	14	09:34:14.438
27	Alexander JACOBY	Monlau Motorsport	10	Turn 17	13	09:33:24.899
27	Alexander JACOBY	Monlau Motorsport	11	Turn 15	14	09:34:58.848
27	Alexander JACOBY	Monlau Motorsport	12	Turn 17	14	09:35:11.754
					Total Infractions:	**7**
32	Wiktor DOBRZANSKI	Tecnicar by Amtog	1	Turn 15	1	09:02:15.572
32	Wiktor DOBRZANSKI	Tecnicar by Amtog	2	Turn 15	4	09:14:15.915
32	Wiktor DOBRZANSKI	Tecnicar by Amtog	3	Turn 15	7	09:19:43.774
32	Wiktor DOBRZANSKI	Tecnicar by Amtog	4	Turn 8	12	09:27:59.639

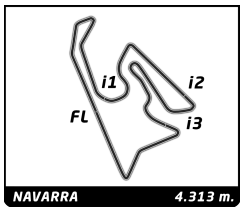

F4Spain
ROUND 2 - NAVARRA
PREVIOUS TEST 1

Track Limits Analysis

No	Driver	Team	T.L. Nr	Camera	Lap	Time
					Total Infractions:	4
33	Christopher EL FEGHALI	Drivex	1	Turn 15	3	09:11:40.301
					Total Infractions:	1
37	Filippo FIORENTINO	Drivex	1	Turn 8	4	09:12:48.492
37	Filippo FIORENTINO	Drivex	2	Turn 17	7	09:22:27.966
37	Filippo FIORENTINO	Drivex	3	Turn 15	9	09:25:51.251
37	Filippo FIORENTINO	Drivex	4	Turn 17	11	09:29:37.776
37	Filippo FIORENTINO	Drivex	5	Turn 8	12	09:30:28.586
37	Filippo FIORENTINO	Drivex	6	Turn 15	17	09:40:07.660
					Total Infractions:	6
39	Santino PANETTA	TC Racing	1	Turn 15	4	09:14:18.452
39	Santino PANETTA	TC Racing	2	Turn 15	15	09:34:04.870
					Total Infractions:	2
46	Nathan TYE	Rodin Motorsport	1	Turn 15	4	09:13:36.850
					Total Infractions:	1
48	Gino TRAPPA	Drivex	1	Turn 8	5	09:14:34.834
48	Gino TRAPPA	Drivex	2	Turn 8	7	09:22:33.371
48	Gino TRAPPA	Drivex	3	Turn 8	8	09:24:22.882
					Total Infractions:	3
57	Kaiden HIGGINS	DXR	1	Turn 15	4	09:13:32.648
57	Kaiden HIGGINS	DXR	2	Turn 2	7	09:22:30.384
57	Kaiden HIGGINS	DXR	3	Turn 15	8	09:25:51.251
57	Kaiden HIGGINS	DXR	4	Turn 15	10	09:29:29.001
57	Kaiden HIGGINS	DXR	5	Turn 8	13	09:34:06.906
					Total Infractions:	5
71	Daniel DALLAKYAN	GRS Team	1	Turn 15	10	09:31:58.244
71	Daniel DALLAKYAN	GRS Team	2	Turn 15	14	09:39:09.864
					Total Infractions:	2
77	Andrej PETROVIC	T-Code by Amtog	1	Turn 2	19	09:41:03.383
77	Andrej PETROVIC	T-Code by Amtog	2	Turn 8	19	09:41:33.109
					Total Infractions:	1
78	Alfio SPINA	TC Racing	1	Turn 8	6	09:19:10.966
					Total Infractions:	1
88	Santiago BAZTARRICA	TC Racing	1	Turn 15	3	09:13:32.648
88	Santiago BAZTARRICA	TC Racing	2	Turn 15	4	09:15:21.520
88	Santiago BAZTARRICA	TC Racing	3	Turn 2	6	09:23:17.066
88	Santiago BAZTARRICA	TC Racing	4	Turn 8	9	09:29:19.920
88	Santiago BAZTARRICA	TC Racing	5	Turn 8	11	09:32:57.228
88	Santiago BAZTARRICA	TC Racing	6	Turn 15	12	09:35:28.850
88	Santiago BAZTARRICA	TC Racing	7	Turn 8	14	09:38:19.317
88	Santiago BAZTARRICA	TC Racing	8	Turn 17	14	09:39:20.222
88	Santiago BAZTARRICA	TC Racing	9	Turn 15	15	09:40:54.108
88	Santiago BAZTARRICA	TC Racing	10	Turn 17	15	09:41:07.291
88	Santiago BAZTARRICA	TC Racing	11	Turn 8	16	09:41:57.778
					Total Infractions:	9
91	Lorenzo CAMPOS	Monlau Motorsport	1	Turn 15	4	09:17:18.905
91	Lorenzo CAMPOS	Monlau Motorsport	2	Turn 15	5	09:19:06.979
91	Lorenzo CAMPOS	Monlau Motorsport	3	Turn 8	6	09:20:10.305
91	Lorenzo CAMPOS	Monlau Motorsport	4	Turn 15	6	09:20:54.852
91	Lorenzo CAMPOS	Monlau Motorsport	5	Turn 15	11	09:29:53.189
					Total Infractions:	4
99	Thomas STRAUVEN	Griffin Core	1	Turn 8	9	09:24:46.567
99	Thomas STRAUVEN	Griffin Core	2	Turn 17	13	09:32:47.306

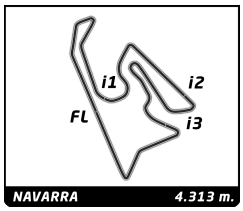

F4Spain
ROUND 2 - NAVARRA
PREVIOUS TEST 1

Track Limits Analysis

No	Driver	Team	T.L. Nr	Camera	Lap	Time

Total Infractions: 2

TOTAL TRACK LIMITS: **78**

Published at: XX:XX **9:45**

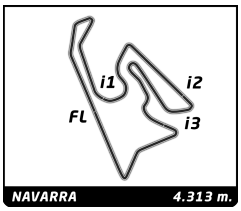

ROUND 2 - NAVARRA

F4Spain

PREVIOUS TEST 1

Weather Report

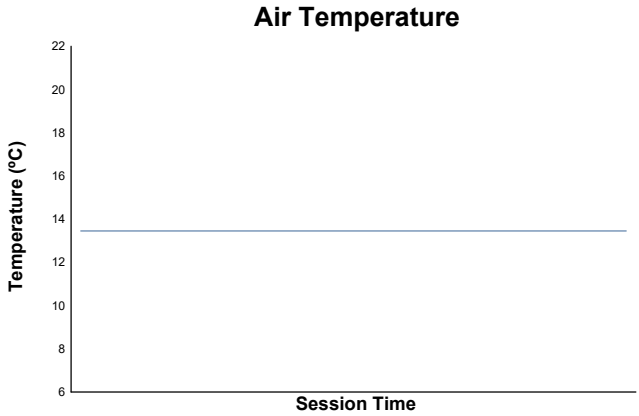

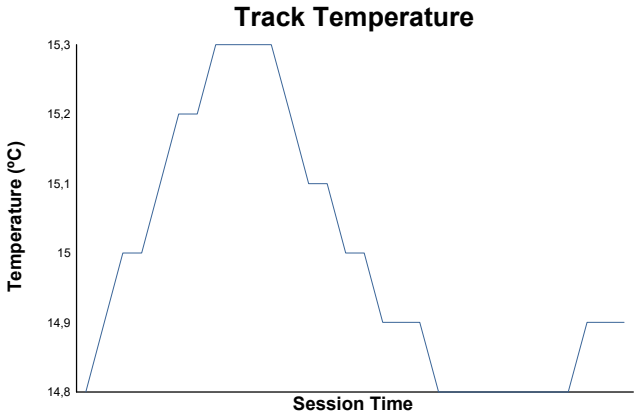

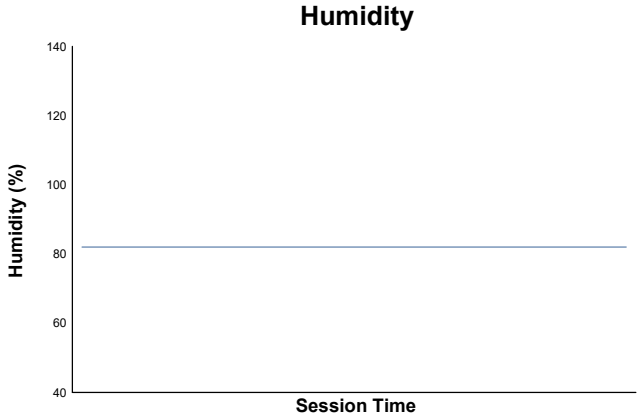

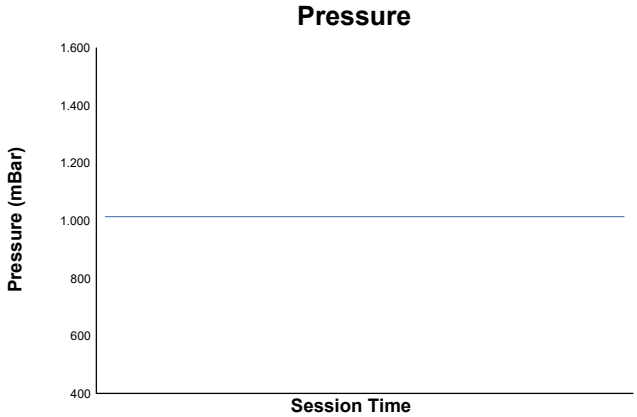

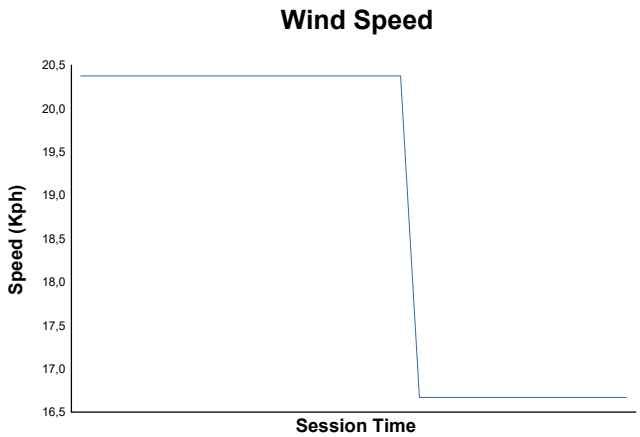

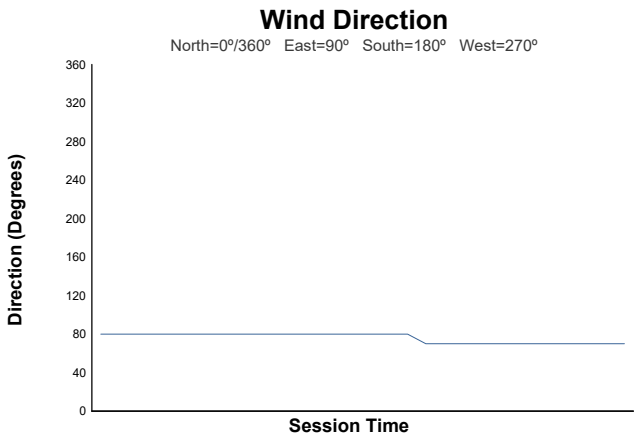

Track Status: **DRY**

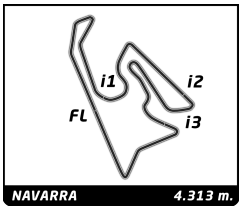

F4Spain
ROUND 2 - NAVARRA
PREVIOUS TEST 1

Race Director Report

Hour	Flag	Message
16:38:36		MESSAGE SYSTEM ON TEST
17:33:49	GF	GREEN FLAG
19:19:08		SafetyCar
08:46:16		RADIO CHECK
08:58:06		FAST LANE OPEN
09:00:00		PIT LANE OPEN
09:02:50		SessionSuspended
09:09:58		PIT LANE OPEN

Published at: **9:45**

Race Director:	**Timekeeper:**
David RODRÍGUEZ	Alberto ESTÉBANEZ

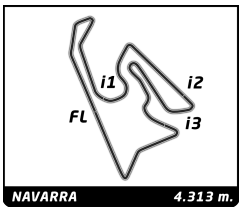

F4Spain
ROUND 2 - NAVARRA
PREVIOUS TEST 2

Classification

	No	Driver	Nat	Team	Car	Cl.	Time	Lap	Total	Gap		Kph
1	9	René LAMMERS	NLD	MP Motorsport	Tatuus F4 T -421		2:04.007	4	8	-	-	125.2
2	11	Reno FRANCOT	NLD	KCL MP Motorsport	Tatuus F4 T -421		2:04.134	7	8	+0.127	+0.127	125.1
3	10	Niklas SCHAUFLER	AUT	KCL MP Motorsport	Tatuus F4 T -421	R	2:04.319	4	7	+0.312	+0.185	124.9
4	4	Ean EYCKMANS	BEL	MP Motorsport	Tatuus F4 T -421	R	2:04.667	6	9	+0.660	+0.348	124.5
5	78	Alfio SPINA	ITA	TC Racing	Tatuus F4 T -421		2:04.883	6	8	+0.876	+0.216	124.3
6	99	Thomas STRAUVEN	BEL	Griffin Core	Tatuus F4 T -421		2:05.111	4	7	+1.104	+0.228	124.1
7	39	Santino PANETTA	ARG	TC Racing	Tatuus F4 T -421	R	2:05.203	6	7	+1.196	+0.092	124.0
8	48	Gino TRAPPA	ARG	Drivex	Tatuus F4 T -421		2:05.231	5	8	+1.224	+0.028	124.0
9	1	Hudson SCHWARTZ	USA	KCL MP Motorsport	Tatuus F4 T -421		2:05.284	5	8	+1.277	+0.053	123.9
10	22	Juan COTA	ESP	MP Motorsport	Tatuus F4 T -421		2:05.389	8	9	+1.382	+0.105	123.8
11	91	Lorenzo CAMPOS	AGO	Monlau Motorsport	Tatuus F4 T -421	R	2:05.453	6	8	+1.446	+0.064	123.8
12	27	Alexander JACOBY	BRA	Monlau Motorsport	Tatuus F4 T -421		2:05.650	5	8	+1.643	+0.197	123.6
13	46	Nathan TYE	GBR	Rodin Motorsport	Tatuus F4 T -421		2:05.663	3	6	+1.656	+0.013	123.6
14	5	Miguel COSTA	BRA	Campos Racing	Tatuus F4 T -421	R	2:05.860	5	6	+1.853	+0.197	123.4
15	2	Vivek KANTHAN	USA	Campos Racing	Tatuus F4 T -421	R	2:05.863	6	6	+1.856	+0.003	123.4
16	23	Jan PRZYROWSKI	POL	Griffin Core	Tatuus F4 T -421		2:05.953	6	7	+1.946	+0.090	123.3
17	33	Christopher EL FEGHALI	LBN	Drivex	Tatuus F4 T -421	R	2:06.019	3	8	+2.012	+0.066	123.2
18	37	Filippo FIORENTINO	BRA	Drivex	Tatuus F4 T -421		2:06.152	7	8	+2.145	+0.133	123.1
19	24	Kyuho LEE	KOR	Rodin Motorsport	Tatuus F4 T -421	R	2:06.172	5	7	+2.165	+0.020	123.1
20	25	Francisco MONARCA	ARG	Monlau Motorsport	Tatuus F4 T -421	R	2:06.225	5	8	+2.218	+0.053	123.0
21	70	Aleksandar BOGUNOVIC	SVN	GRS Team	Tatuus F4 T -421	R	2:06.737	5	8	+2.730	+0.512	122.5
22	77	Andrej PETROVIC	SRB	T-Code by Amtog	Tatuus F4 T -421		2:06.948	6	6	+2.941	+0.211	122.3
23	41	Stepan SUSLOV	SWE	DXR	Tatuus F4 T -421	R	2:06.974	6	7	+2.967	+0.026	122.3
24	6	Sacha VAN'T PAD BOSCH	NLD	T-Code by Amtog	Tatuus F4 T -421	R	2:07.133	6	7	+3.126	+0.159	122.1
25	19	Matus RYBA	SVK	Griffin Core	Tatuus F4 T -421		2:07.336	4	4	+3.329	+0.203	121.9
26	17	Nacho TUÑON	ESP	Tecnicar by Amtog	Tatuus F4 T -421	R	2:07.398	6	6	+3.391	+0.062	121.9
27	57	Kaiden HIGGINS	ARE	DXR	Tatuus F4 T -421	R	2:07.639	7	8	+3.632	+0.241	121.6
28	81	Noah MONTEIRO	PRT	Campos Racing	Tatuus F4 T -421	R	2:07.877	3	6	+3.870	+0.238	121.4
29	88	Santiago BAZTARRICA	ARG	TC Racing	Tatuus F4 T -421		2:07.888	7	7	+3.881	+0.011	121.4
30	32	Wiktor DOBRZANSKI	POL	Tecnicar by Amtog	Tatuus F4 T -421		2:08.618	6	6	+4.611	+0.730	120.7
31	71	Daniel DALLAKYAN	ARM	GRS Team	Tatuus F4 T -421	R	2:09.372	8	8	+5.365	+0.754	120.0

Fastest Lap:	Lap 4	René LAMMERS	2:04.007	125.2 Kph

Published at: XX:~~XX~~ 9:45

Track Status: **WET**

Race Director:	Timekeeper:
David RODRÍGUEZ	Alberto ESTÉBANEZ

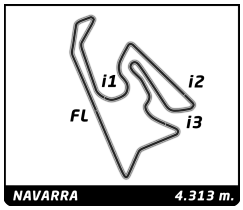

F4Spain
ROUND 2 - NAVARRA
PREVIOUS TEST 2

Classification by Class

	No	Driver	Nat	Team	Car	Time	Lap	Total	Gap		Kph
R											
1	10	**Niklas SCHAUFLER**	AUT	KCL MP Motorsport	Tatuus F4 T -421	**2:04.319**	4	7			**124.9**
2	4	**Ean EYCKMANS**	BEL	MP Motorsport	Tatuus F4 T -421	**2:04.667**	6	9	+0.348	+0.348	**124.5**
3	39	**Santino PANETTA**	ARG	TC Racing	Tatuus F4 T -421	**2:05.203**	6	7	+0.884	+0.536	**124.0**
4	91	**Lorenzo CAMPOS**	AGO	Monlau Motorsport	Tatuus F4 T -421	**2:05.453**	6	8	+1.134	+0.250	**123.8**
5	5	**Miguel COSTA**	BRA	Campos Racing	Tatuus F4 T -421	**2:05.860**	5	6	+1.541	+0.407	**123.4**
6	2	**Vivek KANTHAN**	USA	Campos Racing	Tatuus F4 T -421	**2:05.863**	6	6	+1.544	+0.003	**123.4**
7	33	**Christopher EL FEGHALI**	LBN	Drivex	Tatuus F4 T -421	**2:06.019**	3	8	+1.700	+0.156	**123.2**
8	24	**Kyuho LEE**	KOR	Rodin Motorsport	Tatuus F4 T -421	**2:06.172**	5	7	+1.853	+0.153	**123.1**
9	25	**Francisco MONARCA**	ARG	Monlau Motorsport	Tatuus F4 T -421	**2:06.225**	5	8	+1.906	+0.053	**123.0**
10	70	**Aleksandar BOGUNOVIC**	SVN	GRS Team	Tatuus F4 T -421	**2:06.737**	5	8	+2.418	+0.512	**122.5**
11	41	**Stepan SUSLOV**	SWE	DXR	Tatuus F4 T -421	**2:06.974**	6	7	+2.655	+0.237	**122.3**
12	6	**Sacha VAN'T PAD BOSCH**	NLD	T-Code by Amtog	Tatuus F4 T -421	**2:07.133**	6	7	+2.814	+0.159	**122.1**
13	17	**Nacho TUÑON**	ESP	Tecnicar by Amtog	Tatuus F4 T -421	**2:07.398**	6	6	+3.079	+0.265	**121.9**
14	57	**Kaiden HIGGINS**	ARE	DXR	Tatuus F4 T -421	**2:07.639**	7	8	+3.320	+0.241	**121.6**
15	81	**Noah MONTEIRO**	PRT	Campos Racing	Tatuus F4 T -421	**2:07.877**	3	6	+3.558	+0.238	**121.4**
16	71	**Daniel DALLAKYAN**	ARM	GRS Team	Tatuus F4 T -421	**2:09.372**	8	8	+5.053	+1.495	**120.0**

Published at: XX:XX **9:45**

Track Status: **WET**

Race Director:
David RODRÍGUEZ

Timekeeper:
Alberto ESTÉBANEZ

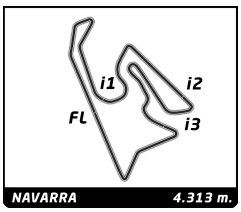

F4Spain
ROUND 2 - NAVARRA
PREVIOUS TEST 2

Best Top Speed

No	Driver	Team	Class	Top 1 Kph	Top 1 Lap	Top 2 Kph	Top 2 Lap	Top 3 Kph	Top 3 Lap	Top 4 Kph	Top 4 Lap	Top 5 Kph	Top 5 Lap	Avg
22	Juan COTA	MP Motorsport		**216.0**	6	208.3	5	208.3	7	208.3	8	205.2	3	209,2
32	Wiktor DOBRZANSKI	Tecnicar by Amtog		**214.9**	5	202.2	2	160.9	4	148.2	1			181,6
1	Hudson SCHWARTZ	KCL MP Motorsport		**212.6**	6	210.5	7	209.4	4	209.4	8	207.3	3	209,8
2	Vivek KANTHAN	Campos Racing	R	**212.6**	6	211.5	4	209.4	3	208.3	5	162.2	2	200,8
5	Miguel COSTA	Campos Racing	R	**211.5**	5	211.5	6	210.5	4	206.2	3	156.6	2	199,3
11	Reno FRANCOT	KCL MP Motorsport		**211.5**	6	210.5	7	210.5	8	207.3	4	205.2	3	209,0
71	Daniel DALLAKYAN	GRS Team	R	**211.5**	3	210.5	5	209.4	6	208.3	7	208.3	8	209,6
4	Ean EYCKMANS	MP Motorsport	R	**210.5**	7	209.4	6	208.3	8	207.3	3	207.3	4	208,6
9	René LAMMERS	MP Motorsport		**210.5**	4	210.5	6	210.5	7	209.4	3	209.4	5	210,1
78	Alfio SPINA	TC Racing		**210.5**	7	209.4	4	209.4	5	209.4	8	205.2	2	208,8
88	Santiago BAZTARRICA	TC Racing		**210.5**	5	208.3	3	208.3	7	206.2	2	205.2	4	207,7
10	Niklas SCHAUFLER	KCL MP Motorsport	R	**209.4**	4	209.4	6	205.2	7	162.9	2			196,7
19	Matus RYBA	Griffin Core		**209.4**	4	202.2	3	152.6	2	147.1	1			177,8
23	Jan PRZYROWSKI	Griffin Core		**209.4**	3	209.4	5	208.3	4	208.3	6	208.3	7	208,7
39	Santino PANETTA	TC Racing	R	**209.4**	5	206.2	7	205.2	4	204.2	6	202.2	3	205,4
48	Gino TRAPPA	Drivex		**209.4**	6	207.3	8	206.2	5	205.2	4	204.2	3	206,5
46	Nathan TYE	Rodin Motorsport		**208.3**	4	207.3	3	204.2	2	165.5	6	130.3	1	183,1
6	Sacha VAN'T PAD BOSCH	T-Code by Amtog	R	**207.3**	6	205.2	5	204.2	7	203.2	3	201.2	2	204,2
27	Alexander JACOBY	Monlau Motorsport		**207.3**	5	207.3	6	207.3	8	206.2	7	201.2	3	205,9
37	Filippo FIORENTINO	Drivex		**207.3**	6	206.2	7	205.2	4	205.2	8	204.2	5	205,6
41	Stepan SUSLOV	DXR	R	**207.3**	5	206.2	4	206.2	6	204.2	7	203.2	3	205,4
33	Christopher EL FEGHALI	Drivex	R	**206.2**	6	205.2	4	205.2	5	203.2	3	201.2	2	204,2
70	Aleksandar BOGUNOVIC	GRS Team	R	**206.2**	8	205.2	3	205.2	5	205.2	6	204.2	4	205,2
17	Nacho TUÑON	Tecnicar by Amtog	R	**205.2**	6	201.2	2	190.0	3	159.1	4	140.5	1	179,2
91	Lorenzo CAMPOS	Monlau Motorsport	R	**205.2**	4	205.2	6	205.2	7	204.2	5	203.2	3	204,6
24	Kyuho LEE	Rodin Motorsport	R											
25	Francisco MONARCA	Monlau Motorsport	R											
57	Kaiden HIGGINS	DXR	R											
77	Andrej PETROVIC	T-Code by Amtog												
81	Noah MONTEIRO	Campos Racing	R											
99	Thomas STRAUVEN	Griffin Core												

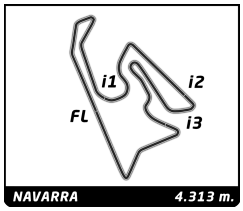

F4Spain
ROUND 2 - NAVARRA
PREVIOUS TEST 2

Best Sector Times

Pos	Sector 1 No	Sector 1 Driver	Sector 1 Time	Sector 2 No	Sector 2 Driver	Sector 2 Time	Sector 3 No	Sector 3 Driver	Sector 3 Time	Sector 4 No	Sector 4 Driver	Sector 4 Time
1	99	T.STRAUVEN	29.939	9	R.LAMMERS	27.070	4	E.EYCKMANS	36.274	10	N.SCHAUFLER	29.962
2	11	R.FRANCOT	29.953	1	H.SCHWARTZ	27.273	9	R.LAMMERS	36.342	9	R.LAMMERS	30.023
3	4	E.EYCKMANS	30.078	78	A.SPINA	27.310	10	N.SCHAUFLER	36.514	91	L.CAMPOS	30.091
4	10	N.SCHAUFLER	30.124	10	N.SCHAUFLER	27.315	11	R.FRANCOT	36.574	99	T.STRAUVEN	30.111
5	19	M.RYBA	30.207	11	R.FRANCOT	27.332	25	F.MONARCA	36.723	39	S.PANETTA	30.124
6	9	R.LAMMERS	30.222	22	J.COTA	27.421	22	J.COTA	36.823	78	A.SPINA	30.130
7	25	F.MONARCA	30.275	48	G.TRAPPA	27.458	48	G.TRAPPA	36.851	4	E.EYCKMANS	30.171
8	48	G.TRAPPA	30.307	23	J.PRZYROWSKI	27.479	33	C.EL FEGHALI	36.869	11	R.FRANCOT	30.172
9	39	S.PANETTA	30.329	2	V.KANTHAN	27.486	39	S.PANETTA	36.887	22	J.COTA	30.176
10	91	L.CAMPOS	30.329	25	F.MONARCA	27.496	78	A.SPINA	36.887	19	M.RYBA	30.250
11	37	F.FIORENTINO	30.368	57	K.HIGGINS	27.497	27	A.JACOBY	36.965	23	J.PRZYROWSKI	30.302
12	1	H.SCHWARTZ	30.370	39	S.PANETTA	27.510	5	M.COSTA	36.966	25	F.MONARCA	30.314
13	5	M.COSTA	30.401	33	C.EL FEGHALI	27.527	24	K.LEE	36.975	46	N.TYE	30.316
14	46	N.TYE	30.424	37	F.FIORENTINO	27.530	23	J.PRZYROWSKI	36.992	37	F.FIORENTINO	30.352
15	22	J.COTA	30.472	99	T.STRAUVEN	27.532	1	H.SCHWARTZ	36.993	27	A.JACOBY	30.368
16	78	A.SPINA	30.485	41	S.SUSLOV	27.538	46	N.TYE	37.014	1	H.SCHWARTZ	30.378
17	27	A.JACOBY	30.510	4	E.EYCKMANS	27.581	2	V.KANTHAN	37.046	2	V.KANTHAN	30.383
18	2	V.KANTHAN	30.515	46	N.TYE	27.588	37	F.FIORENTINO	37.064	33	C.EL FEGHALI	30.389
19	33	C.EL FEGHALI	30.549	27	A.JACOBY	27.592	99	T.STRAUVEN	37.085	24	K.LEE	30.429
20	24	K.LEE	30.581	91	L.CAMPOS	27.600	19	M.RYBA	37.148	81	N.MONTEIRO	30.451
21	23	J.PRZYROWSKI	30.611	70	A.BOGUNOVIC	27.619	41	S.SUSLOV	37.178	41	S.SUSLOV	30.524
22	41	S.SUSLOV	30.624	81	N.MONTEIRO	27.651	91	L.CAMPOS	37.193	6	S.VAN'T PAD BOSCH	30.527
23	57	K.HIGGINS	30.667	88	S.BAZTARRICA	27.655	6	S.VAN'T PAD BOSCH	37.246	5	M.COSTA	30.573
24	77	A.PETROVIC	30.671	19	M.RYBA	27.699	57	K.HIGGINS	37.333	48	G.TRAPPA	30.615
25	17	N.TUÑON	30.727	71	D.DALLAKYAN	27.754	77	A.PETROVIC	37.398	70	A.BOGUNOVIC	30.683
26	70	A.BOGUNOVIC	30.733	77	A.PETROVIC	27.774	88	S.BAZTARRICA	37.398	71	D.DALLAKYAN	30.738
27	88	S.BAZTARRICA	30.764	5	M.COSTA	27.841	70	A.BOGUNOVIC	37.418	57	K.HIGGINS	30.827
28	6	S.VAN'T PAD BOSCH	30.928	6	S.VAN'T PAD BOSCH	27.849	81	N.MONTEIRO	37.551	88	S.BAZTARRICA	30.846
29	81	N.MONTEIRO	31.170	24	K.LEE	27.933	17	N.TUÑON	37.621	17	N.TUÑON	30.915
30	32	W.DOBRZANSKI	31.226	17	N.TUÑON	28.083	71	D.DALLAKYAN	37.870	32	W.DOBRZANSKI	30.953
31	71	D.DALLAKYAN	31.325	32	W.DOBRZANSKI	28.236	32	W.DOBRZANSKI	38.203	77	A.PETROVIC	31.105

Pos	No	Ideal Lap	Best Lap	
1	9	2:03.657	2:04.007	(1)
2	10	2:03.915	2:04.319	(3)
3	11	2:04.031	2:04.134	(2)
4	4	2:04.104	2:04.667	(4)
5	99	2:04.667	2:05.111	(6)
6	25	2:04.808	2:06.225	(20)
7	78	2:04.812	2:04.883	(5)
8	39	2:04.850	2:05.203	(7)
9	22	2:04.892	2:05.389	(10)
10	1	2:05.014	2:05.284	(9)
11	91	2:05.213	2:05.453	(11)
12	48	2:05.231	2:05.231	(8)
13	19	2:05.304	2:07.336	(25)
14	37	2:05.314	2:06.152	(18)
15	33	2:05.334	2:06.019	(17)
16	46	2:05.342	2:05.663	(13)
17	23	2:05.384	2:05.953	(16)
18	2	2:05.430	2:05.863	(15)
19	27	2:05.435	2:05.650	(12)
20	5	2:05.781	2:05.860	(14)
21	41	2:05.864	2:06.974	(23)
22	24	2:05.918	2:06.172	(19)
23	57	2:06.324	2:07.639	(27)
24	70	2:06.453	2:06.737	(21)
25	6	2:06.550	2:07.133	(24)
26	88	2:06.663	2:07.888	(29)
27	81	2:06.823	2:07.877	(28)
28	77	2:06.948	2:06.948	(22)
29	17	2:07.346	2:07.398	(26)
30	71	2:07.687	2:09.372	(31)
31	32	2:08.618	2:08.618	(30)

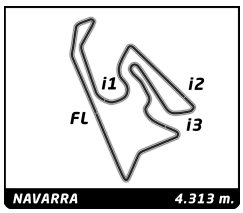

F4Spain
ROUND 2 - NAVARRA
PREVIOUS TEST 2

Fastest Lap Sequence

Elapsed	No	Driver	Team	Car	Class	Time	Kph	Lap
4:30.893	22	**Juan COTA**	MP Motorsport	Tatuus F4 T -421		**2:08.505**	120.8	2
4:35.771	6	**Sacha VAN'T PAD BOSCH**	T-Code by Amtog	Tatuus F4 T -421	R	**2:07.986**	121.3	2
4:50.898	46	**Nathan TYE**	Rodin Motorsport	Tatuus F4 T -421		**2:06.509**	122.7	2
5:55.412	9	**René LAMMERS**	MP Motorsport	Tatuus F4 T -421		**2:06.163**	123.1	2
6:49.621	4	**Ean EYCKMANS**	MP Motorsport	Tatuus F4 T -421	R	**2:05.929**	123.3	3
6:56.561	46	**Nathan TYE**	Rodin Motorsport	Tatuus F4 T -421		**2:05.663**	123.6	3
8:51.370	78	**Alfio SPINA**	TC Racing	Tatuus F4 T -421		**2:05.524**	123.7	4
8:54.508	4	**Ean EYCKMANS**	MP Motorsport	Tatuus F4 T -421	R	**2:04.887**	124.3	4
10:03.940	9	**René LAMMERS**	MP Motorsport	Tatuus F4 T -421		**2:04.007**	125.2	4

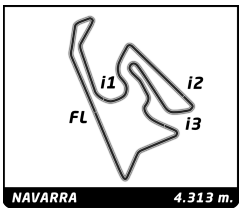

F4Spain
ROUND 2 - NAVARRA
PREVIOUS TEST 2

Flag Analysis

	Flag	Time
	GREEN FLAG	11:00:00.000
	YELLOW FLAG AT SECTOR 3	11:19:41.625
	GREEN FLAG AT SECTOR 3	11:19:46.221
	RED FLAG	11:20:22.568

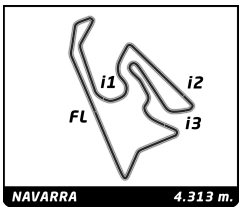

F4Spain
ROUND 2 - NAVARRA
PREVIOUS TEST 2

Sector Analysis

__ Invalidated Lap Personal Best Session Best **B** Crossing the pit lane

1 Hudson SCHWARTZ — USA
KCL MP Motorsport — Tatuus F4 T -421

Lap	Time	Sector 1	Sector 2	Sector 3	Sector 4	T.Spd
1	3:43.973	1:52.693	29.828	41.320	40.132	159.7
2	2:08.274	31.717	27.745	37.778	31.034	204.2
3	2:06.277	30.752	27.616	37.230	30.679	207.3
4	2:07.411	30.232	27.273	37.674	32.232	209.4
5	2:05.284	30.483	27.426	36.996	30.379	
6	2:08.153	29.799	29.214	38.292	30.848	212.6
7	2:05.394	30.613	27.410	36.993	30.378	210.5
8	2:05.881	30.370	27.523	37.216	30.772	209.4

2 Vivek KANTHAN — USA
Campos Racing — Tatuus F4 T -421

Lap	Time	Sector 1	Sector 2	Sector 3	Sector 4	T.Spd
1	6:33.207 **B**	1:19.129	29.314	39.313	4:05.451	154.3
2	2:19.439	39.028	29.990	38.453	31.968	162.2
3	2:08.943	31.504	28.572	38.009	30.858	209.4
4	2:07.607	30.779	28.038	38.217	30.573	211.5
5	2:05.950	30.853	27.668	37.046	30.383	208.3
6	2:05.863	30.635	27.486	37.263	30.479	212.6

4 Ean EYCKMANS — BEL
MP Motorsport — Tatuus F4 T -421

Lap	Time	Sector 1	Sector 2	Sector 3	Sector 4	T.Spd
1	2:35.019	54.610	30.190	38.794	31.425	
2	2:08.673	31.036	28.714	38.011	30.912	205.2
3	2:05.929	30.751	27.778	37.043	30.357	207.3
4	2:04.887	30.577	27.581	36.274	30.455	207.3
5	2:05.728	30.699	27.890	36.968	30.171	
6	2:04.667	30.181	27.742	36.459	30.285	209.4
7	2:04.686	30.078	27.599	36.827	30.182	210.5
8	2:05.601	30.151	27.591	37.411	30.448	208.3
9	2:07.682	30.835	27.759	37.909	31.179	205.2

5 Miguel COSTA — BRA
Campos Racing — Tatuus F4 T -421

Lap	Time	Sector 1	Sector 2	Sector 3	Sector 4	T.Spd
1	6:57.310 **B**	1:24.278	30.355	39.537	4:23.140	148.2
2	2:19.095	39.541	29.595	38.606	31.353	156.6
3	2:08.020	31.833	28.161	37.453	30.573	206.2
4	2:07.744	31.280	28.541	37.192	30.731	210.5
5	2:05.860	30.401	27.841	36.966	30.652	211.5
6	2:07.035	30.971	28.030	37.332	30.702	211.5

6 Sacha VAN'T PAD BOSCH — NLD
T-Code by Amtog — Tatuus F4 T -421

Lap	Time	Sector 1	Sector 2	Sector 3	Sector 4	T.Spd
1	2:27.785	47.967	29.744	38.613	31.461	
2	2:07.986	31.699	28.197	37.563	30.527	201.2
3	6:36.957 **B**	31.728	27.849	37.246	5:00.134	203.2
4	2:15.819	38.451	28.511	37.962	30.895	161.6
5	2:08.984	31.306	28.915	37.917	30.846	205.2
6	2:07.133	30.928	27.931	37.550	30.724	207.3
7	2:10.789	31.125	28.394	39.076	32.194	204.2

9 René LAMMERS — NLD
MP Motorsport — Tatuus F4 T -421

Lap	Time	Sector 1	Sector 2	Sector 3	Sector 4	T.Spd
1	3:49.249	2:11.425	28.656	38.231	30.937	148.2
2	2:06.163	31.099	27.549	37.180	30.335	202.2
3	2:04.521	30.286	27.327	36.775	30.133	209.4
4	2:04.007	30.451	27.191	36.342	30.023	210.5
5	2:04.564	30.438	27.070	36.693	30.363	209.4
6	2:04.518	30.546	27.389	36.422	30.161	210.5
7	2:05.656	30.222	28.314	36.880	30.240	210.5
8	2:05.573	30.585	27.695	36.935	30.358	208.3

10 Niklas SCHAUFLER — AUT
KCL MP Motorsport — Tatuus F4 T -421

Lap	Time	Sector 1	Sector 2	Sector 3	Sector 4	T.Spd
1	4:58.144 **B**	2:18.615	28.681	38.576	1:32.272	
2	2:12.914	36.753	27.980	37.421	30.760	162.9
3	2:06.003	30.572	27.597	37.353	30.481	
4	2:04.319	30.367	27.401	36.514	30.037	209.4
5	2:04.837	30.606	27.637	36.632	29.962	
6	2:04.232	30.003	27.315	36.836	30.078	209.4
7	2:04.475	30.124	27.376	36.778	30.197	205.2

11 Reno FRANCOT — NLD
KCL MP Motorsport — Tatuus F4 T -421

Lap	Time	Sector 1	Sector 2	Sector 3	Sector 4	T.Spd
1	3:38.929	1:58.659	29.846	38.709	31.715	142.5
2	2:06.997	30.951	27.945	37.653	30.448	203.2
3	2:04.484	30.005	27.565	36.606	30.308	205.2
4	2:05.222	30.233	27.570	36.749	30.670	207.3
5	2:09.444	30.372	30.843	37.651	30.578	
6	2:04.781	30.237	27.487	36.585	30.472	211.5
7	2:04.134	29.953	27.435	36.574	30.172	210.5
8	2:04.661	30.053	27.332	36.769	30.507	210.5

17 Nacho TUÑON — ESP
Tecnicar by Amtog — Tatuus F4 T -421

Lap	Time	Sector 1	Sector 2	Sector 3	Sector 4	T.Spd
1	2:29.086	46.857	29.880	40.652	31.697	140.5
2	2:10.083	32.221	28.378	38.039	31.445	201.2
3	6:36.013 **B**	31.411	28.135	37.621	4:58.846	190.0
4	2:20.317	39.243	29.896	38.946	32.232	159.1
5	2:12.307	30.600	28.914	41.817	30.976	
6	2:07.398	30.727	28.083	37.673	30.915	205.2

19 Matus RYBA — SVK
Griffin Core — Tatuus F4 T -421

Lap	Time	Sector 1	Sector 2	Sector 3	Sector 4	T.Spd
1	6:22.103 **B**	1:14.913	30.550	40.269	3:56.371	147.1
2	2:24.253	41.054	30.314	39.558	33.327	152.6
3	2:09.556	31.645	27.971	38.874	31.066	202.2
4	2:07.336	31.620	28.318	37.148	30.250	209.4

22 Juan COTA — ESP
MP Motorsport — Tatuus F4 T -421

Lap	Time	Sector 1	Sector 2	Sector 3	Sector 4	T.Spd
1	2:22.388	42.554	29.350	38.811	31.673	155.5
2	2:08.505	31.148	28.014	38.156	31.187	200.2
3	2:06.842	30.941	27.721	37.628	30.552	205.2
4	2:06.515	30.895	27.695	37.555	30.370	201.2
5	2:05.089	30.166	27.668	36.823	30.432	208.3
6	2:04.475	29.889	27.421	36.989	30.176	216.0
7	2:05.615	30.734	27.503	37.117	30.261	208.3
8	2:05.389	30.512	27.477	37.203	30.197	208.3
9	2:07.531	30.472	27.730	37.955	31.374	205.2

23 Jan PRZYROWSKI — POL
Griffin Core — Tatuus F4 T -421

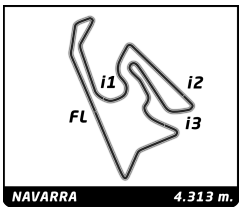

F4Spain
ROUND 2 - NAVARRA
PREVIOUS TEST 2

Sector Analysis

__ Invalidated Lap Personal Best Session Best **B** Crossing the pit lane

24 Kyuho LEE — KOR
Rodin Motorsport — Tatuus F4 T -421

Lap	Time	Sector 1	Sector 2	Sector 3	Sector 4	T.Spd
1	6:29.420 B	1:15.333	30.719	40.390	4:02.978	161.6
2	2:17.899	39.298	29.510	37.928	31.163	162.2
3	2:07.426	31.071	28.091	37.770	30.494	209.4
4	2:05.592	30.536	27.750	37.004	30.302	208.3
5	2:06.089	30.772	27.846	37.028	30.443	209.4
6	2:05.953	30.611	27.479	36.992	30.871	208.3
7	2:08.234	30.702	27.908	38.122	31.502	208.3

25 Francisco MONARCA — ARG
Monlau Motorsport — Tatuus F4 T -421

Lap	Time	Sector 1	Sector 2	Sector 3	Sector 4	T.Spd
1	3:08.178 B	1:07.634	29.188	38.895	52.461	
2	2:45.745 B	50.752	28.149	37.887	48.957	
3	2:46.185 B	51.870	29.604	37.405	47.306	
4	2:28.644	53.056	28.089	37.057	30.442	
5	2:06.172	30.581	27.983	37.082	30.526	
6	2:06.218	30.612	28.090	36.975	30.541	
7	2:06.218	30.822	27.933	37.034	30.429	

27 Alexander JACOBY — BRA
Monlau Motorsport — Tatuus F4 T -421

Lap	Time	Sector 1	Sector 2	Sector 3	Sector 4	T.Spd
1	3:31.751	1:52.261	28.895	39.063	31.532	
2	2:08.761	31.835	27.972	37.976	30.978	198.3
3	2:07.205	31.028	27.793	37.615	30.769	201.2
4	2:07.212	31.469	27.796	37.188	30.759	
5	2:05.650	30.510	27.807	36.965	30.368	207.3
6	2:06.344	30.781	27.592	37.459	30.512	207.3
7	2:08.471	30.810	27.961	39.330	30.370	206.2
8	2:07.246	30.715	28.122	37.459	30.950	207.3

32 Wiktor DOBRZANSKI — POL
Tecnicar by Amtog — Tatuus F4 T -421

Lap	Time	Sector 1	Sector 2	Sector 3	Sector 4	T.Spd
1	2:32.691	50.365	29.946	39.998	32.382	148.2
2	2:09.943	31.891	28.335	38.502	31.215	202.2
3	6:34.229 B	31.835	28.523	38.360	4:55.511	
4	2:20.948	39.262	29.996	39.559	32.131	160.9
5	2:11.397	32.496	28.561	38.910	31.430	214.9
6	2:08.618	31.226	28.236	38.203	30.953	

33 Christopher EL FEGHALI — LBN
Drivex — Tatuus F4 T -421

Lap	Time	Sector 1	Sector 2	Sector 3	Sector 4	T.Spd
1	2:40.855	1:00.881	29.770	39.041	31.163	156.0
2	2:07.316	30.362	28.554	37.541	30.859	201.2
3	2:06.019	30.671	27.613	36.869	30.866	203.2
4	2:14.857	30.549	36.405	37.329	30.574	205.2
5	2:05.086	30.138	27.527	36.982	30.439	205.2
6	3:10.510 B	30.570	28.470	37.109	1:34.361	206.2
7	2:11.630	36.458	27.557	37.226	30.389	162.2
8	2:07.155	31.116	27.570	37.285	31.184	

37 Filippo FIORENTINO — BRA
Drivex — Tatuus F4 T -421

Lap	Time	Sector 1	Sector 2	Sector 3	Sector 4	T.Spd
1	3:56.021	2:13.872	30.357	39.691	32.101	157.8
2	2:10.417	32.376	28.250	38.719	31.072	193.6
3	2:07.413	30.821	27.975	38.051	30.566	203.2
4	2:07.021	30.808	27.530	37.892	30.791	205.2
5	2:07.370	30.956	28.387	37.483	30.544	204.2
6	2:06.187	30.635	27.690	37.510	30.352	207.3
7	2:06.152	30.368	27.752	37.064	30.968	206.2
8	2:07.650	30.425	27.927	37.858	31.440	205.2

39 Santino PANETTA — ARG
TC Racing — Tatuus F4 T -421

Lap	Time	Sector 1	Sector 2	Sector 3	Sector 4	T.Spd
1	6:08.487 B	1:08.177	29.667	38.816	3:51.827	135.9
2	2:12.607	35.995	27.791	38.012	30.809	161.6
3	2:12.654	30.561	27.510	44.271	30.312	202.2
4	2:06.795	30.329	28.718	36.887	30.861	205.2
5	2:06.032	30.756	27.635	37.324	30.317	209.4
6	2:05.203	30.498	27.645	36.936	30.124	204.2
7	2:06.483	30.471	27.521	37.414	31.077	206.2

41 Stepan SUSLOV — SWE
DXR — Tatuus F4 T -421

Lap	Time	Sector 1	Sector 2	Sector 3	Sector 4	T.Spd
1	3:11.773	1:29.511	29.990	39.364	32.908	127.9
2	2:10.575	32.116	28.363	39.061	31.035	199.2
3	2:07.504	31.203	27.947	37.830	30.524	203.2
4	2:08.449	31.714	27.842	37.977	30.916	206.2
5	2:06.953	31.144	27.840	37.178	30.791	207.3
6	2:06.974	30.624	27.538	37.878	30.934	206.2
7	4:18.534 B	30.913	28.073	38.266	2:41.282	204.2

46 Nathan TYE — GBR
Rodin Motorsport — Tatuus F4 T -421

Lap	Time	Sector 1	Sector 2	Sector 3	Sector 4	T.Spd
1	2:44.389	1:06.368	29.010	38.212	30.799	130.3
2	2:06.509	30.859	27.983	37.351	30.316	204.2
3	2:05.663	30.695	27.588	37.014	30.366	207.3
4	4:08.355 B	30.424	27.681	37.132	2:33.118	208.3
5	4:14.807 B	47.773	34.169	40.518	2:12.347	
6	2:11.534	35.799	27.656	37.529	30.550	165.5

48 Gino TRAPPA — ARG
Drivex — Tatuus F4 T -421

Lap	Time	Sector 1	Sector 2	Sector 3	Sector 4	T.Spd
1	2:43.165	1:02.758	29.245	39.079	32.083	154.9
2	2:10.535	31.600	28.414	38.904	31.617	201.2
3	2:06.874	30.324	27.888	37.621	31.041	204.2
4	2:06.518	30.466	27.779	37.565	30.708	205.2
5	2:05.231	30.307	27.458	36.851	30.615	206.2
6	2:12.081	29.590	29.998	40.586	31.907	209.4
7	2:20.363	30.404	34.349	44.082	31.528	
8	2:06.835	30.761	27.665	37.544	30.865	207.3

57 Kaiden HIGGINS — ARE
DXR — Tatuus F4 T -421

Lap	Time	Sector 1	Sector 2	Sector 3	Sector 4	T.Spd
1	3:43.469	1:57.551	32.269	40.579	33.070	

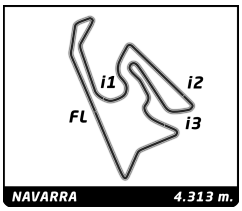

F4Spain
ROUND 2 - NAVARRA
PREVIOUS TEST 2

Sector Analysis

__ Invalidated Lap Personal Best Session Best **B** Crossing the pit lane

Lap	Time	Sector 1	Sector 2	Sector 3	Sector 4	T.Spd
2	2:13.138	33.065	29.011	39.501	31.561	
3	2:10.091	31.118	29.447	37.784	31.742	
4	2:08.487	31.170	27.972	38.259	31.086	
5	2:07.802	30.667	27.497	37.333	32.305	
6	2:08.752	30.859	27.982	38.901	31.010	
7	2:07.639	30.990	28.118	37.704	30.827	
8	2:10.272	30.812	28.072	39.195	32.193	

70 Aleksandar BOGUNOVIC — SVN
GRS Team — Tatuus F4 T -421

Lap	Time	Sector 1	Sector 2	Sector 3	Sector 4	T.Spd
1	2:33.212	50.757	30.185	40.044	32.226	
2	2:12.201	32.210	29.582	39.031	31.378	
3	2:07.641	30.907	28.176	37.509	31.049	205.2
4	2:07.467	30.926	27.619	38.075	30.847	204.2
5	2:06.737	30.846	27.714	37.418	30.759	205.2
6	2:07.035	30.733	27.893	37.726	30.683	205.2
7	2:08.685	30.702	28.796	38.022	31.165	204.2
8	2:09.898	30.795	28.375	38.388	32.340	206.2

71 Daniel DALLAKYAN — ARM
GRS Team — Tatuus F4 T -421

Lap	Time	Sector 1	Sector 2	Sector 3	Sector 4	T.Spd
1	3:47.030	2:03.421	30.600	40.481	32.528	
2	2:13.145	32.749	29.482	39.032	31.882	
3	2:10.514	31.975	28.890	38.566	31.083	211.5
4	2:11.660	31.177	28.983	38.531	32.969	
5	2:09.061	31.344	28.614	37.870	31.233	210.5
6	2:07.512	30.980	27.754	38.040	30.738	209.4
7	2:08.924	31.319	28.253	38.507	30.845	208.3
8	2:09.372	31.325	27.873	38.295	31.879	208.3

77 Andrej PETROVIC — SRB
T-Code by Amtog — Tatuus F4 T -421

Lap	Time	Sector 1	Sector 2	Sector 3	Sector 4	T.Spd
1	2:27.597	46.241	29.699	39.478	32.179	
2	2:13.343	34.070	29.689	38.187	31.397	
3	6:29.992 **B**	31.271	28.130	37.767	4:52.824	
4	2:18.056	38.779	28.949	38.330	31.998	
5	2:11.711	31.470	28.064	37.790	34.387	
6	2:06.948	30.671	27.774	37.398	31.105	

78 Alfio SPINA — ITA
TC Racing — Tatuus F4 T -421

Lap	Time	Sector 1	Sector 2	Sector 3	Sector 4	T.Spd
1	2:29.480	47.889	30.588	39.499	31.504	
2	2:09.632	32.239	28.301	38.277	30.815	205.2
3	2:06.734	30.719	27.969	37.301	30.745	199.2
4	2:05.524	30.609	27.532	36.959	30.424	209.4
5	2:05.054	30.355	27.562	36.887	30.250	209.4
6	2:04.883	30.555	27.310	36.888	30.130	
7	2:10.645	30.394	27.454	37.818	34.979	210.5
8	2:05.534	30.485	27.394	37.382	30.273	209.4

81 Noah MONTEIRO — PRT
Campos Racing — Tatuus F4 T -421

Lap	Time	Sector 1	Sector 2	Sector 3	Sector 4	T.Spd
1	6:59.272 **B**	1:24.646	30.529	39.920	4:24.177	
2	2:19.289	39.250	29.785	39.282	30.972	
3	2:07.877	31.259	28.039	37.921	30.658	
4	2:08.107	30.818	28.296	37.850	31.143	
5	2:07.293	30.970	28.124	37.551	30.648	
6	2:07.700	31.268	27.651	38.330	30.451	

88 Santiago BAZTARRICA — ARG
TC Racing — Tatuus F4 T -421

Lap	Time	Sector 1	Sector 2	Sector 3	Sector 4	T.Spd
1	2:46.067	1:03.992	29.711	40.323	32.041	142.5
2	2:09.194	31.403	28.310	38.508	30.973	206.2
3	2:06.418	30.113	28.009	37.398	30.898	208.3
4	2:06.578	30.464	27.848	37.420	30.846	205.2
5	5:30.508 **B**	30.325	28.038	38.101	3:54.044	210.5
6	2:21.092	43.141	27.944	38.890	31.117	75.7
7	2:07.888	30.764	27.655	38.256	31.213	208.3

91 Lorenzo CAMPOS — AGO
Monlau Motorsport — Tatuus F4 T -421

Lap	Time	Sector 1	Sector 2	Sector 3	Sector 4	T.Spd
1	3:29.089	1:49.703	29.396	38.731	31.259	147.1
2	2:09.327	31.675	28.227	38.145	31.280	201.2
3	2:06.962	30.740	28.048	37.731	30.443	203.2
4	2:06.148	30.406	27.917	37.377	30.448	205.2
5	2:05.487	30.477	27.726	37.193	30.091	204.2
6	2:05.453	30.329	27.722	37.216	30.186	205.2
7	2:05.742	29.942	27.600	37.554	30.646	205.2
8	2:07.249	30.848	27.777			203.2

99 Thomas STRAUVEN — BEL
Griffin Core — Tatuus F4 T -421

Lap	Time	Sector 1	Sector 2	Sector 3	Sector 4	T.Spd
1	6:13.724 **B**	1:16.572	30.145	40.470	3:46.537	
2	2:17.566	38.547	28.585	37.837	32.597	
3	2:06.175	30.781	28.084	37.100	30.210	
4	2:05.111	30.270	27.532	37.198	30.111	
5	2:05.449	29.939	28.181	37.085	30.244	
6	2:08.469	30.249	27.705	40.234	30.281	
7	2:06.439	30.340	27.687	37.483	30.929	

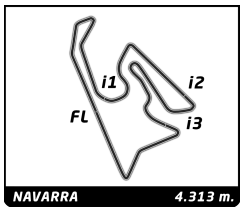

F4Spain
ROUND 2 - NAVARRA
PREVIOUS TEST 2

Track Limits Analysis

No	Driver	Team	T.L. Nr	Camera	Lap	Time
1	Hudson SCHWARTZ	KCL MP Motorsport	1	Turn 2	4	11:08:11.092
1	Hudson SCHWARTZ	KCL MP Motorsport	2	Turn 2	6	11:12:23.142
					Total Infractions:	2
2	Vivek KANTHAN	Campos Racing	1	Turn 8	2	11:07:30.996
2	Vivek KANTHAN	Campos Racing	2	Turn 8	3	11:09:41.652
					Total Infractions:	2
4	Ean EYCKMANS	MP Motorsport	1	Turn 2	5	11:09:05.781
					Total Infractions:	1
5	Miguel COSTA	Campos Racing	1	Turn 2	4	11:11:36.794
					Total Infractions:	1
9	René LAMMERS	MP Motorsport	1	Turn 2	3	11:06:07.577
					Total Infractions:	1
10	Niklas SCHAUFLER	KCL MP Motorsport	1	Turn 2	6	11:13:38.887
					Total Infractions:	1
11	Reno FRANCOT	KCL MP Motorsport	1	Turn 2	3	11:05:57.766
11	Reno FRANCOT	KCL MP Motorsport	2	Turn 2	4	11:08:02.718
					Total Infractions:	2
17	Nacho TUÑON	Tecnicar by Amtog	1	Turn 2	4	11:11:34.594
17	Nacho TUÑON	Tecnicar by Amtog	2	Turn 2	5	11:13:47.145
17	Nacho TUÑON	Tecnicar by Amtog	3	Turn 8	5	11:14:23.473
					Total Infractions:	2
22	Juan COTA	MP Motorsport	1	Turn 2	1	11:00:22.489
22	Juan COTA	MP Motorsport	2	Turn 2	4	11:06:50.178
22	Juan COTA	MP Motorsport	3	Turn 2	5	11:08:56.705
22	Juan COTA	MP Motorsport	4	Turn 2	6	11:11:01.128
22	Juan COTA	MP Motorsport	5	Turn 2	7	11:13:06.215
					Total Infractions:	5
23	Jan PRZYROWSKI	Griffin Core	1	Turn 2	4	11:11:07.533
23	Jan PRZYROWSKI	Griffin Core	2	Turn 2	7	11:17:25.411
					Total Infractions:	2
24	Kyuho LEE	Rodin Motorsport	1	Turn 2	3	11:06:24.388
24	Kyuho LEE	Rodin Motorsport	2	Turn 2	4	11:09:08.182
					Total Infractions:	2
25	Francisco MONARCA	Monlau Motorsport	1	Turn 2	3	11:05:50.715
					Total Infractions:	1
33	Christopher EL FEGHALI	Drivex	1	Turn 2	2	11:02:53.240
33	Christopher EL FEGHALI	Drivex	2	Turn 2	5	11:09:20.888
33	Christopher EL FEGHALI	Drivex	3	Turn 2	6	11:11:26.625
33	Christopher EL FEGHALI	Drivex	4	Turn 8	6	11:12:01.133
33	Christopher EL FEGHALI	Drivex	5	Turn 2	8	11:16:49.010
					Total Infractions:	4
37	Filippo FIORENTINO	Drivex	1	Turn 2	3	11:06:19.308
					Total Infractions:	1
39	Santino PANETTA	TC Racing	1	Turn 8	4	11:11:22.328
					Total Infractions:	1
41	Stepan SUSLOV	DXR	1	Turn 2	4	11:07:41.957
41	Stepan SUSLOV	DXR	2	Turn 2	5	11:09:51.295

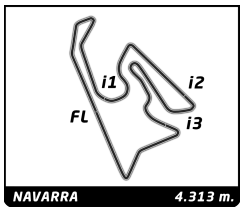

F4Spain
ROUND 2 - NAVARRA
PREVIOUS TEST 2

Track Limits Analysis

No	Driver	Team	T.L. Nr	Camera	Lap	Time
					Total Infractions:	2
48	Gino TRAPPA	Drivex	1	Turn 2	3	11:05:06.105
48	Gino TRAPPA	Drivex	2	Turn 2	6	11:11:26.625
48	Gino TRAPPA	Drivex	3	Turn 8	7	11:14:14.268
48	Gino TRAPPA	Drivex	4	Turn 2	9	11:18:04.750
					Total Infractions:	4
57	Kaiden HIGGINS	DXR	1	Turn 2	4	11:08:19.240
					Total Infractions:	1
70	Aleksandar BOGUNOVIC	GRS Team	1	Turn 2	3	11:04:58.103
70	Aleksandar BOGUNOVIC	GRS Team	2	Turn 17	2	11:04:37.016
70	Aleksandar BOGUNOVIC	GRS Team	3	Turn 2	4	11:07:05.694
70	Aleksandar BOGUNOVIC	GRS Team	4	Turn 2	7	11:13:26.942
70	Aleksandar BOGUNOVIC	GRS Team	5	Turn 8	7	11:14:02.984
70	Aleksandar BOGUNOVIC	GRS Team	6	Turn 15	7	11:14:56.987
					Total Infractions:	4
71	Daniel DALLAKYAN	GRS Team	1	Turn 15	2	11:05:35.290
71	Daniel DALLAKYAN	GRS Team	2	Turn 2	4	11:08:23.441
71	Daniel DALLAKYAN	GRS Team	3	Turn 2	5	11:10:34.536
71	Daniel DALLAKYAN	GRS Team	4	Turn 15	4	11:09:55.913
71	Daniel DALLAKYAN	GRS Team	5	Turn 8	5	11:11:10.977
71	Daniel DALLAKYAN	GRS Team	6	Turn 2	6	11:12:44.132
71	Daniel DALLAKYAN	GRS Team	7	Turn 2	7	11:14:51.491
					Total Infractions:	5
78	Alfio SPINA	TC Racing	1	Turn 15	3	11:06:22.047
78	Alfio SPINA	TC Racing	2	Turn 2	5	11:09:03.849
78	Alfio SPINA	TC Racing	3	Turn 2	7	11:13:14.062
					Total Infractions:	3
81	Noah MONTEIRO	Campos Racing	1	Turn 2	4	11:11:40.331
81	Noah MONTEIRO	Campos Racing	2	Turn 2	5	11:13:47.145
81	Noah MONTEIRO	Campos Racing	3	Turn 2	6	11:15:54.625
					Total Infractions:	3
88	Santiago BAZTARRICA	TC Racing	1	Turn 2	3	11:05:07.717
88	Santiago BAZTARRICA	TC Racing	2	Turn 2	4	11:07:14.839
88	Santiago BAZTARRICA	TC Racing	3	Turn 2	5	11:09:20.888
					Total Infractions:	3
91	Lorenzo CAMPOS	Monlau Motorsport	1	Turn 2	3	11:05:50.715
91	Lorenzo CAMPOS	Monlau Motorsport	2	Turn 2	4	11:07:57.912
91	Lorenzo CAMPOS	Monlau Motorsport	3	Turn 2	7	11:14:14.764
91	Lorenzo CAMPOS	Monlau Motorsport	4	Turn 15	7	11:15:42.770
					Total Infractions:	3
99	Thomas STRAUVEN	Griffin Core	1	Turn 2	6	11:15:00.473
					Total Infractions:	1

TOTAL TRACK LIMITS: **64**

Published at: XX:XX **9:45**

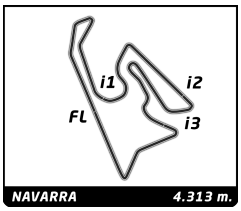

ROUND 2 - NAVARRA

F4Spain

PREVIOUS TEST 2

Weather Report

Air Temperature

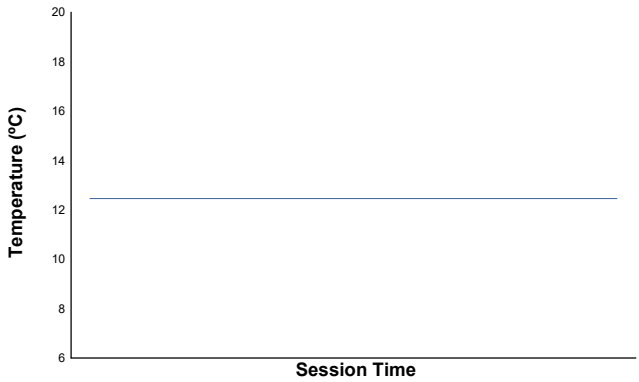

Track Temperature

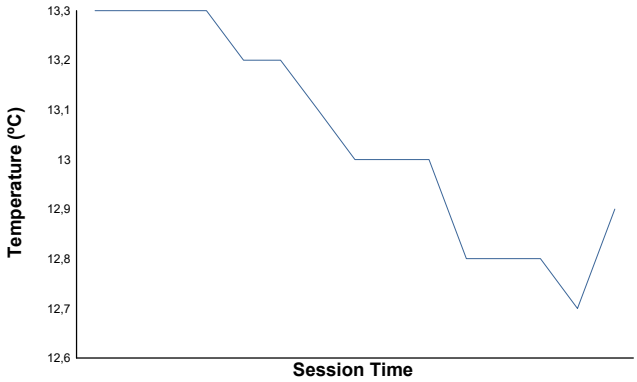

Humidity

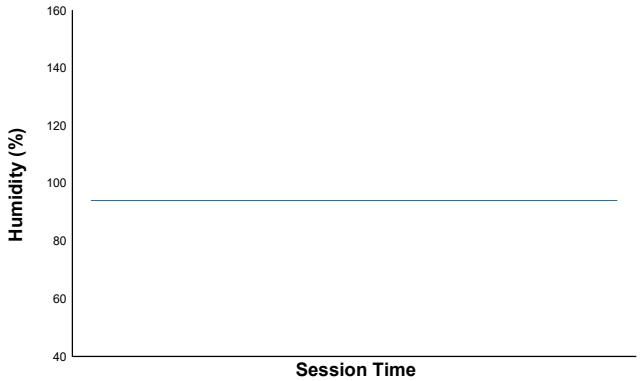

Pressure

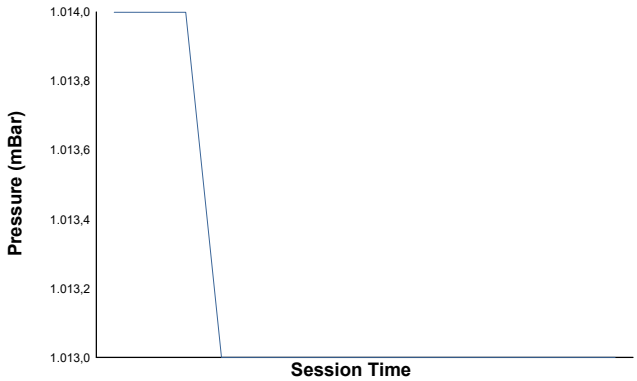

Wind Speed

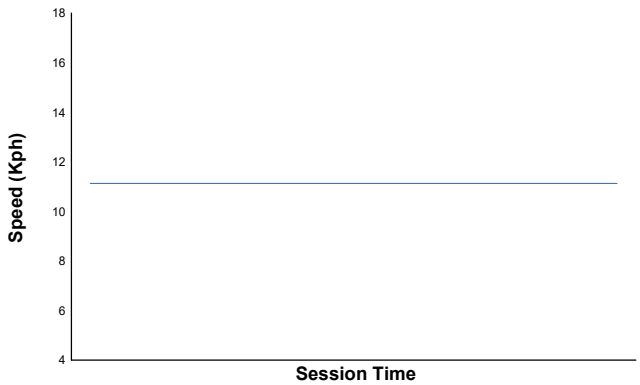

Wind Direction

North=0º/360º East=90º South=180º West=270º

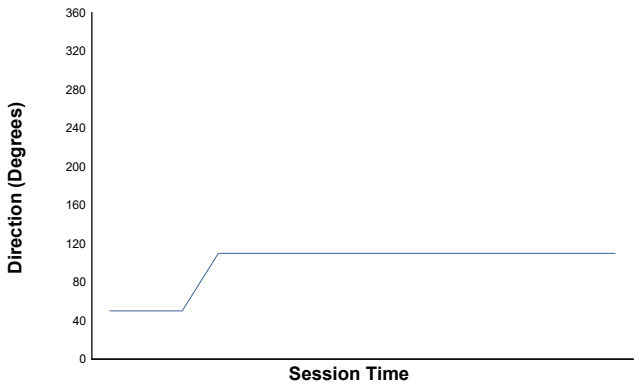

Track Status: **WET**

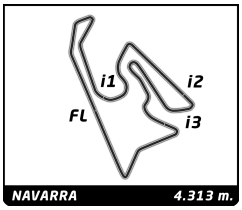

F4Spain
ROUND 2 - NAVARRA
PREVIOUS TEST 2

Race Director Report

Hour	Flag	Message
10:58:34		FAST LANE OPEN
10:58:37		WET TRACK
11:00:00		PIT LANE OPEN
11:02:29		WET LIGHTS ON
11:03:05		WET LIGHTS ON - CAR #41
11:06:20		MESSAGE TO ALL TEAMS - KERBS ON T14 ARE SLIPPERY
11:21:26		RED FALG DUE TO HEAVY RAIN
11:21:34		RED FLAG DUE TO HEAVY RAIN
11:37:00		DUE TO EXPECTED RAIN SESSION WILL NOT RESUME

Published at: **9:45**

Race Director: David RODRÍGUEZ	**Timekeeper:** Alberto ESTÉBANEZ

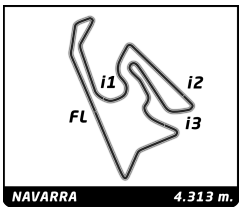

F4Spain
ROUND 2 - NAVARRA
PREVIOUS TEST 3

Classification

	No	Driver	Nat	Team	Car	Cl.	Time	Lap	Total	Gap		Kph
1	9	René LAMMERS	NLD	MP Motorsport	Tatuus F4 T -421		2:00.870	17	18	-	-	128.5
2	78	Alfio SPINA	ITA	TC Racing	Tatuus F4 T -421		2:01.026	19	19	+0.156	+0.156	128.3
3	10	Niklas SCHAUFLER	AUT	KCL MP Motorsport	Tatuus F4 T -421	R	2:01.209	16	16	+0.339	+0.183	128.1
4	4	Ean EYCKMANS	BEL	MP Motorsport	Tatuus F4 T -421	R	2:01.325	18	18	+0.455	+0.116	128.0
5	11	Reno FRANCOT	NLD	KCL MP Motorsport	Tatuus F4 T -421		2:01.366	18	18	+0.496	+0.041	127.9
6	19	Matus RYBA	SVK	Griffin Core	Tatuus F4 T -421		2:01.559	17	17	+0.689	+0.193	127.7
7	99	Thomas STRAUVEN	BEL	Griffin Core	Tatuus F4 T -421		2:01.614	15	15	+0.744	+0.055	127.7
8	22	Juan COTA	ESP	MP Motorsport	Tatuus F4 T -421		2:01.634	18	18	+0.764	+0.020	127.7
9	77	Andrej PETROVIC	SRB	T-Code by Amtog	Tatuus F4 T -421		2:01.637	18	18	+0.767	+0.003	127.6
10	5	Miguel COSTA	BRA	Campos Racing	Tatuus F4 T -421	R	2:01.669	18	18	+0.799	+0.032	127.6
11	33	Christopher EL FEGHALI	LBN	Drivex	Tatuus F4 T -421	R	2:01.926	18	18	+1.056	+0.257	127.3
12	81	Noah MONTEIRO	PRT	Campos Racing	Tatuus F4 T -421	R	2:01.993	17	17	+1.123	+0.067	127.3
13	2	Vivek KANTHAN	USA	Campos Racing	Tatuus F4 T -421	R	2:02.172	18	18	+1.302	+0.179	127.1
14	1	Hudson SCHWARTZ	USA	KCL MP Motorsport	Tatuus F4 T -421		2:02.393	18	18	+1.523	+0.221	126.9
15	48	Gino TRAPPA	ARG	Drivex	Tatuus F4 T -421		2:02.443	18	18	+1.573	+0.050	126.8
16	70	Aleksandar BOGUNOVIC	SVN	GRS Team	Tatuus F4 T -421	R	2:02.474	17	18	+1.604	+0.031	126.8
17	39	Santino PANETTA	ARG	TC Racing	Tatuus F4 T -421	R	2:02.534	14	15	+1.664	+0.060	126.7
18	41	Stepan SUSLOV	SWE	DXR	Tatuus F4 T -421	R	2:02.565	18	18	+1.695	+0.031	126.7
19	37	Filippo FIORENTINO	BRA	Drivex	Tatuus F4 T -421		2:02.599	18	18	+1.729	+0.034	126.6
20	91	Lorenzo CAMPOS	AGO	Monlau Motorsport	Tatuus F4 T -421	R	2:02.674	14	14	+1.804	+0.075	126.6
21	25	Francisco MONARCA	ARG	Monlau Motorsport	Tatuus F4 T -421	R	2:02.692	13	14	+1.822	+0.018	126.6
22	88	Santiago BAZTARRICA	ARG	TC Racing	Tatuus F4 T -421		2:02.779	11	14	+1.909	+0.087	126.5
23	27	Alexander JACOBY	BRA	Monlau Motorsport	Tatuus F4 T -421		2:02.802	14	15	+1.932	+0.023	126.4
24	46	Nathan TYE	GBR	Rodin Motorsport	Tatuus F4 T -421		2:02.834	15	15	+1.964	+0.032	126.4
25	23	Jan PRZYROWSKI	POL	Griffin Core	Tatuus F4 T -421		2:02.867	16	16	+1.997	+0.033	126.4
26	24	Kyuho LEE	KOR	Rodin Motorsport	Tatuus F4 T -421	R	2:03.014	15	15	+2.144	+0.147	126.2
27	57	Kaiden HIGGINS	ARE	DXR	Tatuus F4 T -421	R	2:03.123	18	18	+2.253	+0.109	126.1
28	71	Daniel DALLAKYAN	ARM	GRS Team	Tatuus F4 T -421	R	2:03.292	18	19	+2.422	+0.169	125.9
29	32	Wiktor DOBRZANSKI	POL	Tecnicar by Amtog	Tatuus F4 T -421		2:03.387	17	17	+2.517	+0.095	125.8
30	6	Sacha VAN'T PAD BOSCH	NLD	T-Code by Amtog	Tatuus F4 T -421	R	2:03.510	15	17	+2.640	+0.123	125.7
31	17	Nacho TUÑON	ESP	Tecnicar by Amtog	Tatuus F4 T -421	R	2:04.074	11	17	+3.204	+0.564	125.1

Fastest Lap:	Lap 17	René LAMMERS	2:00.870	128.5 Kph

Track Status: **WET**

Published at: XX:XX 15:50

Race Director:
David RODRÍGUEZ

Timekeeper:
Alberto ESTÉBANEZ

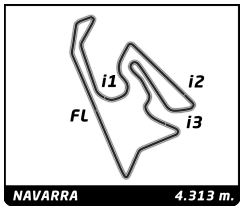

F4Spain
ROUND 2 - NAVARRA
PREVIOUS TEST 3

Classification by Class

	No	Driver	Nat	Team	Car	Time	Lap	Total	Gap		Kph
R											
1	10	**Niklas SCHAUFLER**	AUT	KCL MP Motorsport	Tatuus F4 T -421	**2:01.209**	16	16			**128.1**
2	4	**Ean EYCKMANS**	BEL	MP Motorsport	Tatuus F4 T -421	**2:01.325**	18	18	+0.116	+0.116	**128.0**
3	5	**Miguel COSTA**	BRA	Campos Racing	Tatuus F4 T -421	**2:01.669**	18	18	+0.460	+0.344	**127.6**
4	33	**Christopher EL FEGHALI**	LBN	Drivex	Tatuus F4 T -421	**2:01.926**	18	18	+0.717	+0.257	**127.3**
5	81	**Noah MONTEIRO**	PRT	Campos Racing	Tatuus F4 T -421	**2:01.993**	17	17	+0.784	+0.067	**127.3**
6	2	**Vivek KANTHAN**	USA	Campos Racing	Tatuus F4 T -421	**2:02.172**	18	18	+0.963	+0.179	**127.1**
7	70	**Aleksandar BOGUNOVIC**	SVN	GRS Team	Tatuus F4 T -421	**2:02.474**	17	18	+1.265	+0.302	**126.8**
8	39	**Santino PANETTA**	ARG	TC Racing	Tatuus F4 T -421	**2:02.534**	14	15	+1.325	+0.060	**126.7**
9	41	**Stepan SUSLOV**	SWE	DXR	Tatuus F4 T -421	**2:02.565**	18	18	+1.356	+0.031	**126.7**
10	91	**Lorenzo CAMPOS**	AGO	Monlau Motorsport	Tatuus F4 T -421	**2:02.674**	14	14	+1.465	+0.109	**126.6**
11	25	**Francisco MONARCA**	ARG	Monlau Motorsport	Tatuus F4 T -421	**2:02.692**	13	14	+1.483	+0.018	**126.6**
12	24	**Kyuho LEE**	KOR	Rodin Motorsport	Tatuus F4 T -421	**2:03.014**	15	15	+1.805	+0.322	**126.2**
13	57	**Kaiden HIGGINS**	ARE	DXR	Tatuus F4 T -421	**2:03.123**	18	18	+1.914	+0.109	**126.1**
14	71	**Daniel DALLAKYAN**	ARM	GRS Team	Tatuus F4 T -421	**2:03.292**	18	19	+2.083	+0.169	**125.9**
15	6	**Sacha VAN'T PAD BOSCH**	NLD	T-Code by Amtog	Tatuus F4 T -421	**2:03.510**	15	17	+2.301	+0.218	**125.7**
16	17	**Nacho TUÑON**	ESP	Tecnicar by Amtog	Tatuus F4 T -421	**2:04.074**	11	17	+2.865	+0.564	**125.1**

Published at: XX:XX **15:50**

Track Status: **WET**

Race Director:
David RODRÍGUEZ

Timekeeper:
Alberto ESTÉBANEZ

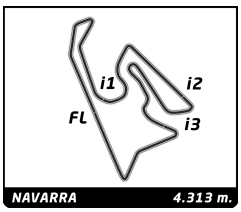

F4Spain
ROUND 2 - NAVARRA
PREVIOUS TEST 3

Best Top Speed

No	Driver	Team	Class	Top 1 Kph	Top 1 Lap	Top 2 Kph	Top 2 Lap	Top 3 Kph	Top 3 Lap	Top 4 Kph	Top 4 Lap	Top 5 Kph	Top 5 Lap	Avg
81	Noah MONTEIRO	Campos Racing	R	**217.1**	15	205.2	17							211,2
5	Miguel COSTA	Campos Racing	R	**216.0**	13	213.8	17	213.8	15	213.8	14	212.6	16	214,0
19	Matus RYBA	Griffin Core		**213.8**	10	213.8	4	212.6	17	211.5	12	211.5	8	212,6
23	Jan PRZYROWSKI	Griffin Core		**213.8**	14	211.5	10	210.5	16	210.5	13	210.5	12	211,4
2	Vivek KANTHAN	Campos Racing	R	**212.6**	16	212.6	11	211.5	18	211.5	17	211.5	12	211,9
4	Ean EYCKMANS	MP Motorsport	R	**212.6**	18	212.6	17	211.5	10	210.5	16	210.5	7	211,5
9	René LAMMERS	MP Motorsport		**212.6**	18	211.5	15	211.5	13	210.5	17	210.5	11	211,3
17	Nacho TUÑON	Tecnicar by Amtog	R	**212.6**	13	211.5	12	211.5	8	209.4	16	208.3	15	210,7
32	Wiktor DOBRZANSKI	Tecnicar by Amtog		**212.6**	14	211.5	16	211.5	9	210.5	17	210.5	8	211,3
46	Nathan TYE	Rodin Motorsport		**212.6**	14	210.5	12	208.3	15	208.3	11	208.3	10	209,6
71	Daniel DALLAKYAN	GRS Team	R	**212.6**	13	211.5	19	211.5	18	210.5	14	210.5	12	211,3
11	Reno FRANCOT	KCL MP Motorsport		**211.5**	12	211.5	17	210.5	14	210.5	11	210.5	10	210,9
39	Santino PANETTA	TC Racing	R	**211.5**	11	210.5	13	206.2	9	206.2	7	205.2	15	207,9
1	Hudson SCHWARTZ	KCL MP Motorsport		**210.5**	16	209.4	17	208.3	18	208.3	14	208.3	13	209,0
22	Juan COTA	MP Motorsport		**210.5**	18	210.5	15	209.4	17	209.4	16	208.3	9	209,6
24	Kyuho LEE	Rodin Motorsport	R	**210.5**	15	210.5	12	210.5	9	209.4	13	209.4	11	210,1
33	Christopher EL FEGHALI	Drivex	R	**210.5**	16	208.3	18	208.3	17	208.3	14	207.3	15	208,5
77	Andrej PETROVIC	T-Code by Amtog		**210.5**	17	209.4	10	206.2	4	204.2	8	156.6	2	197,4
10	Niklas SCHAUFLER	KCL MP Motorsport	R	**209.4**	14	209.4	9	209.4	8	208.3	15	208.3	12	209,0
41	Stepan SUSLOV	DXR	R	**209.4**	18	209.4	17	208.3	11	207.3	16	207.3	15	208,3
78	Alfio SPINA	TC Racing		**209.4**	19	209.4	18	208.3	11	208.3	10	207.3	14	208,5
88	Santiago BAZTARRICA	TC Racing		**209.4**	13	208.3	12	208.3	8	207.3	11	206.2	14	207,9
6	Sacha VAN'T PAD BOSCH	T-Code by Amtog	R	**208.3**	15	208.3	16	207.3	12	207.3	11	206.2	13	207,5
27	Alexander JACOBY	Monlau Motorsport		**208.3**	15	206.2	14	206.2	12	205.2	13	203.2	11	205,8
48	Gino TRAPPA	Drivex		**208.3**	17	208.3	16	207.3	11	207.3	10	207.3	9	207,7
70	Aleksandar BOGUNOVIC	GRS Team	R	**208.3**	17	208.3	16	207.3	18	207.3	14	207.3	8	207,7
37	Filippo FIORENTINO	Drivex		**207.3**	17	206.2	18	206.2	16	206.2	12	206.2	9	206,4
57	Kaiden HIGGINS	DXR	R	**206.2**	6									206,2
91	Lorenzo CAMPOS	Monlau Motorsport	R	**205.2**	13	205.2	10	204.2	14	204.2	12	203.2	11	204,4
25	Francisco MONARCA	Monlau Motorsport	R											
99	Thomas STRAUVEN	Griffin Core												

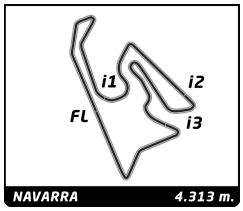

F4Spain
ROUND 2 - NAVARRA
PREVIOUS TEST 3

Best Sector Times

Pos	Sector 1 No	Sector 1 Driver	Sector 1 Time	Sector 2 No	Sector 2 Driver	Sector 2 Time	Sector 3 No	Sector 3 Driver	Sector 3 Time	Sector 4 No	Sector 4 Driver	Sector 4 Time	Pos	No	Ideal Lap	Best Lap	
1	10	N.SCHAUFLER	29.299	9	R.LAMMERS	26.541	9	R.LAMMERS	35.321	9	R.LAMMERS	29.329	1	9	2:00.555	2:00.870	(1)
2	4	E.EYCKMANS	29.317	10	N.SCHAUFLER	26.565	78	A.SPINA	35.373	78	A.SPINA	29.334	2	10	2:00.789	2:01.209	(3)
3	9	R.LAMMERS	29.364	33	C.EL FEGHALI	26.584	77	A.PETROVIC	35.438	4	E.EYCKMANS	29.454	3	4	2:00.876	2:01.325	(4)
4	22	J.COTA	29.434	99	T.STRAUVEN	26.644	4	E.EYCKMANS	35.460	10	N.SCHAUFLER	29.459	4	78	2:01.026	2:01.026	(2)
5	11	R.FRANCOT	29.459	4	E.EYCKMANS	26.645	11	R.FRANCOT	35.465	99	T.STRAUVEN	29.570	5	11	2:01.296	2:01.366	(5)
6	33	C.EL FEGHALI	29.484	19	M.RYBA	26.657	10	N.SCHAUFLER	35.466	2	V.KANTHAN	29.570	6	33	2:01.377	2:01.926	(11)
7	19	M.RYBA	29.513	23	J.PRZYROWSKI	26.672	99	T.STRAUVEN	35.485	22	J.COTA	29.591	7	19	2:01.437	2:01.559	(6)
8	37	F.FIORENTINO	29.542	11	R.FRANCOT	26.681	46	N.TYE	35.545	5	M.COSTA	29.630	8	77	2:01.549	2:01.637	(9)
9	5	M.COSTA	29.571	70	A.BOGUNOVIC	26.688	5	M.COSTA	35.550	19	M.RYBA	29.661	9	22	2:01.554	2:01.634	(8)
10	48	G.TRAPPA	29.613	78	A.SPINA	26.699	33	C.EL FEGHALI	35.554	41	S.SUSLOV	29.667	10	5	2:01.613	2:01.669	(10)
11	81	N.MONTEIRO	29.620	2	V.KANTHAN	26.774	19	M.RYBA	35.606	81	N.MONTEIRO	29.673	11	99	2:01.614	2:01.614	(7)
12	78	A.SPINA	29.620	81	N.MONTEIRO	26.780	81	N.MONTEIRO	35.629	77	A.PETROVIC	29.685	12	81	2:01.702	2:01.993	(12)
13	77	A.PETROVIC	29.643	77	A.PETROVIC	26.783	22	J.COTA	35.715	11	R.FRANCOT	29.691	13	2	2:01.777	2:02.172	(13)
14	2	V.KANTHAN	29.657	48	G.TRAPPA	26.786	1	H.SCHWARTZ	35.757	33	C.EL FEGHALI	29.755	14	1	2:02.103	2:02.393	(14)
15	39	S.PANETTA	29.672	22	J.COTA	26.814	2	V.KANTHAN	35.776	1	H.SCHWARTZ	29.763	15	48	2:02.157	2:02.443	(15)
16	25	F.MONARCA	29.727	71	D.DALLAKYAN	26.818	70	A.BOGUNOVIC	35.784	25	F.MONARCA	29.779	16	70	2:02.236	2:02.474	(16)
17	1	H.SCHWARTZ	29.729	39	S.PANETTA	26.820	23	J.PRZYROWSKI	35.809	27	A.JACOBY	29.787	17	37	2:02.273	2:02.599	(19)
18	6	S.VAN'T PAD BOSCH	29.755	37	F.FIORENTINO	26.852	88	S.BAZTARRICA	35.814	48	G.TRAPPA	29.850	18	46	2:02.381	2:02.834	(24)
19	17	N.TUÑON	29.769	1	H.SCHWARTZ	26.854	41	S.SUSLOV	35.838	91	L.CAMPOS	29.863	19	39	2:02.397	2:02.534	(17)
20	27	A.JACOBY	29.825	25	F.MONARCA	26.857	39	S.PANETTA	35.840	88	S.BAZTARRICA	29.879	20	25	2:02.432	2:02.692	(21)
21	24	K.LEE	29.833	5	M.COSTA	26.862	37	F.FIORENTINO	35.867	24	K.LEE	29.890	21	88	2:02.472	2:02.779	(22)
22	70	A.BOGUNOVIC	29.873	46	N.TYE	26.863	48	G.TRAPPA	35.908	70	A.BOGUNOVIC	29.891	22	6	2:02.526	2:03.510	(30)
23	88	S.BAZTARRICA	29.887	27	A.JACOBY	26.875	6	S.VAN'T PAD BOSCH	35.940	6	S.VAN'T PAD BOSCH	29.923	23	23	2:02.534	2:02.867	(25)
24	99	T.STRAUVEN	29.915	88	S.BAZTARRICA	26.892	91	L.CAMPOS	35.963	71	D.DALLAKYAN	29.929	24	41	2:02.565	2:02.565	(18)
25	91	L.CAMPOS	29.931	41	S.SUSLOV	26.908	24	K.LEE	35.988	17	N.TUÑON	30.004	25	91	2:02.674	2:02.674	(20)
26	46	N.TYE	29.957	6	S.VAN'T PAD BOSCH	26.908	32	W.DOBRZANSKI	36.032	37	F.FIORENTINO	30.012	26	27	2:02.727	2:02.802	(23)
27	23	J.PRZYROWSKI	29.991	57	K.HIGGINS	26.914	71	D.DALLAKYAN	36.044	46	N.TYE	30.016	27	71	2:02.814	2:03.292	(28)
28	71	D.DALLAKYAN	30.023	91	L.CAMPOS	26.917	57	K.HIGGINS	36.051	32	W.DOBRZANSKI	30.033	28	24	2:02.826	2:03.014	(26)
29	57	K.HIGGINS	30.033	32	W.DOBRZANSKI	27.025	25	F.MONARCA	36.069	23	J.PRZYROWSKI	30.062	29	57	2:03.079	2:03.123	(27)
30	41	S.SUSLOV	30.152	24	K.LEE	27.115	17	N.TUÑON	36.145	39	S.PANETTA	30.065	30	17	2:03.118	2:04.074	(31)
31	32	W.DOBRZANSKI	30.280	17	N.TUÑON	27.200	27	A.JACOBY	36.240	57	K.HIGGINS	30.081	31	32	2:03.370	2:03.387	(29)

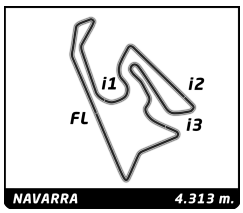

F4Spain
ROUND 2 - NAVARRA
PREVIOUS TEST 3

Fastest Lap Sequence

Elapsed	No	Driver	Team	Car	Class	Time	Kph	Lap
4:27.709	33	Christopher EL FEGHALI	Drivex	Tatuus F4 T -421	R	**2:06.638**	122.6	2
4:38.578	22	Juan COTA	MP Motorsport	Tatuus F4 T -421		**2:06.355**	122.9	2
5:46.677	11	Reno FRANCOT	KCL MP Motorsport	Tatuus F4 T -421		**2:05.294**	123.9	2
5:51.622	4	Ean EYCKMANS	MP Motorsport	Tatuus F4 T -421	R	**2:04.980**	124.2	2
7:51.244	11	Reno FRANCOT	KCL MP Motorsport	Tatuus F4 T -421		**2:04.567**	124.6	3
7:54.708	4	Ean EYCKMANS	MP Motorsport	Tatuus F4 T -421	R	**2:03.086**	126.1	3
12:14.268	9	René LAMMERS	MP Motorsport	Tatuus F4 T -421		**2:02.999**	126.2	5
14:16.986	9	René LAMMERS	MP Motorsport	Tatuus F4 T -421		**2:02.718**	126.5	6
16:19.423	9	René LAMMERS	MP Motorsport	Tatuus F4 T -421		**2:02.437**	126.8	7
22:34.712	9	René LAMMERS	MP Motorsport	Tatuus F4 T -421		**2:01.979**	127.3	10
24:24.151	4	Ean EYCKMANS	MP Motorsport	Tatuus F4 T -421	R	**2:01.969**	127.3	11
26:38.725	9	René LAMMERS	MP Motorsport	Tatuus F4 T -421		**2:01.647**	127.6	12
35:52.411	10	Niklas SCHAUFLER	KCL MP Motorsport	Tatuus F4 T -421	R	**2:01.460**	127.8	13
37:43.829	9	René LAMMERS	MP Motorsport	Tatuus F4 T -421		**2:01.080**	128.2	16
39:44.699	9	René LAMMERS	MP Motorsport	Tatuus F4 T -421		**2:00.870**	128.5	17

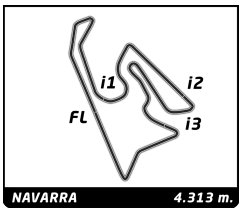

F4Spain
ROUND 2 - NAVARRA
PREVIOUS TEST 3

Flag Analysis

	Flag	Time
	GREEN FLAG	15:00:00.000
	YELLOW FLAG AT SECTOR 4	15:11:38.783
	YELLOW FLAG AT SECTOR 3	15:11:40.009
	GREEN FLAG AT SECTOR 3	15:12:11.557
	GREEN FLAG AT SECTOR 4	15:12:11.611
	CHEQUERED FLAG	15:40:00.000

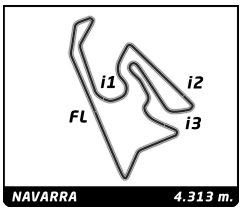

F4Spain
ROUND 2 - NAVARRA
PREVIOUS TEST 3

Sector Analysis

__ Invalidated Lap Personal Best Session Best **B** Crossing the pit lane

1 Hudson SCHWARTZ — USA
KCL MP Motorsport — Tatuus F4 T -421

Lap	Time	Sector 1	Sector 2	Sector 3	Sector 4	T.Spd
1	4:01.072	2:24.318	28.264	37.645	30.845	149.2
2	2:06.641	30.523	27.880	36.864	31.374	203.2
3	2:05.391	30.297	27.279	37.430	30.385	206.2
4	2:06.304	30.602	27.443	37.558	30.701	206.2
5	2:04.391	30.182	27.067	36.672	30.470	207.3
6	2:04.460	30.293	27.134	36.801	30.232	204.2
7	2:05.054	31.186	27.115	36.506	30.247	208.3
8	2:03.940	29.987	27.647	36.298	30.008	208.3
9	2:03.599	29.932	27.271	36.190	30.206	208.3
10	2:03.377	30.047	27.010	36.224	30.096	207.3
11	2:03.111	30.090	26.939	36.116	29.966	208.3
12	2:03.524	30.015	27.496	36.089	29.924	208.3
13	2:02.427	29.804	26.854	35.993	29.776	208.3
14	4:06.468 B	30.068	26.915	36.012	2:33.473	208.3
15	2:08.514	35.109	27.626	35.906	29.873	165.5
16	2:02.891	29.729	27.300	35.953	29.909	210.5
17	2:02.219	29.622	26.916	35.757	29.924	209.4
18	2:02.393	29.743	27.019	35.868	29.763	208.3

2 Vivek KANTHAN — USA
Campos Racing — Tatuus F4 T -421

Lap	Time	Sector 1	Sector 2	Sector 3	Sector 4	T.Spd
1	3:11.534 B	1:09.897	28.343	38.380	54.914	139.1
2	2:43.201 B	37.735	27.866	37.419	1:00.181	161.6
3	2:53.546 B	51.696	27.539	37.224	57.087	158.5
4	2:23.664	48.780	27.346	36.960	30.578	127.1
5	2:05.323	30.388	27.200	37.323	30.412	206.2
6	2:06.889	30.469	27.880	37.694	30.846	207.3
7	2:05.466	30.907	27.360	36.825	30.374	211.5
8	2:05.112	30.666	27.435	36.859	30.152	207.3
9	2:04.005	30.208	27.155	36.382	30.260	209.4
10	2:04.247	29.940	27.313	36.952	30.042	210.5
11	2:07.974	29.667	27.192	36.604	34.511	212.6
12	2:04.942	29.900	27.467	37.586	29.989	211.5
13	2:03.416	29.861	27.077	36.378	30.100	206.2
14	3:38.358 B	30.314	27.281	36.545	2:04.218	210.5
15	2:11.384	37.277	27.803	36.503	29.801	123.2
16	2:02.485	29.813	26.792	35.960	29.920	212.6
17	2:01.932	29.568	26.979	35.815	29.570	211.5
18	2:02.172	29.657	26.774	35.776	29.965	211.5

4 Ean EYCKMANS — BEL
MP Motorsport — Tatuus F4 T -421

Lap	Time	Sector 1	Sector 2	Sector 3	Sector 4	T.Spd
1	3:46.642	2:10.819	27.942	37.139	30.742	160.9
2	2:04.980	30.283	27.476	36.481	30.740	201.2
3	2:03.086	29.725	27.132	36.326	29.903	204.2
4	2:03.400	29.790	27.004	36.549	30.057	204.2
5	2:03.889	29.877	27.051	36.377	30.584	207.3
6	2:04.415	30.067	27.015	35.916	31.417	207.3
7	2:05.546	30.632	26.856	36.446	31.612	210.5
8	2:02.947	29.473	27.224	36.324	29.926	209.4
9	2:04.012	29.862	27.207	36.468	30.475	209.4
10	2:03.265	29.801	27.166	36.509	29.789	211.5
11	2:01.969	29.568	26.906	35.760	29.735	209.4
12	2:02.572	29.861	26.966	35.985	29.760	209.4
13	3:24.206 B	29.678	27.000	35.658	1:51.870	209.4
14	2:45.289 B	52.887	27.181	39.317	45.904	160.3
15	2:15.851	43.256	26.757	35.752	30.086	162.2
16	2:01.462	29.412	26.991	35.545	29.514	210.5
17	2:01.449	29.317	26.885	35.460	29.787	212.6
18	2:01.325	29.540	26.645	35.686	29.454	212.6

5 Miguel COSTA — BRA
Campos Racing — Tatuus F4 T -421

Lap	Time	Sector 1	Sector 2	Sector 3	Sector 4	T.Spd
1	3:35.114 B	1:42.423	28.699	37.838	46.154	160.9
2	2:31.178 B	37.655	28.418	37.216	47.889	161.6
3	2:46.496 B	47.665	27.921	37.147	53.763	156.0
4	2:27.684	51.888	27.816	36.963	31.017	128.7
5	2:06.014	30.573	28.818	36.434	30.189	207.3
6	2:04.857	30.459	27.744	36.525	30.129	212.6
7	2:05.495	30.393	27.612	37.437	30.053	208.3
8	2:04.603	30.312	27.719	36.499	30.073	209.4
9	2:03.936	30.152	27.529	36.204	30.051	208.3
10	2:04.654	29.987	27.616	37.086	29.965	211.5
11	3:42.864 B	30.142	27.513	36.418	2:08.791	209.4
12	2:09.182	35.670	27.339	36.216	29.957	165.5
13	2:02.399	29.755	27.062	35.804	29.778	216.0
14	2:02.605	29.863	27.052	35.957	29.733	213.8
15	2:02.610	29.787	27.166	35.910	29.747	213.8
16	2:06.301	29.811	27.091	39.136	30.263	212.6
17	2:02.115	29.668	26.983	35.834	29.630	213.8
18	2:01.669	29.571	26.862	35.550	29.686	209.4

6 Sacha VAN'T PAD BOSCH — NLD
T-Code by Amtog — Tatuus F4 T -421

Lap	Time	Sector 1	Sector 2	Sector 3	Sector 4	T.Spd
1	3:01.196 B	58.308	28.379	38.108	56.401	159.1
2	2:43.937 B	46.862	27.875	37.543	51.657	158.5
3	2:30.416	54.896	27.792	37.225	30.503	93.3
4	2:05.952	30.702	27.817	36.946	30.487	204.2
5	2:05.865	30.656	27.846	36.874	30.489	206.2
6	2:05.462	30.537	27.613	36.863	30.449	205.2
7	2:05.473	30.256	27.840	36.594	30.783	204.2
8	2:04.920	30.360	27.699	36.443	30.418	203.2
9	2:05.058	30.413	27.765	36.464	30.416	206.2
10	2:04.345	30.158	27.542	36.362	30.283	206.2
11	2:04.753	30.429	27.602	36.604	30.118	207.3
12	2:04.240	30.007	27.503	36.476	30.254	207.3
13	3:12.743 B	30.071	27.470	36.625	1:38.577	206.2
14	2:11.508	37.098	27.201	36.780	30.429	
15	2:03.510	29.755	27.419	36.196	30.140	208.3
16	3:55.953 B	30.023	27.486	36.138	2:22.306	208.3
17	2:08.584	35.813	26.908	35.940	29.923	165.5

9 René LAMMERS — NLD
MP Motorsport — Tatuus F4 T -421

Lap	Time	Sector 1	Sector 2	Sector 3	Sector 4	T.Spd
1	3:57.073	2:21.601	27.645	37.421	30.406	155.5
2	2:05.679	30.733	27.864	36.997	30.085	206.2
3	2:04.902	30.186	27.656	36.763	30.297	205.2
4	2:03.615	30.176	27.084	36.357	29.998	207.3
5	2:02.999	30.086	27.015	36.111	29.787	208.3
6	2:02.718	29.960	26.918	35.958	29.882	207.3
7	2:02.437	29.894	26.998	35.788	29.757	208.3

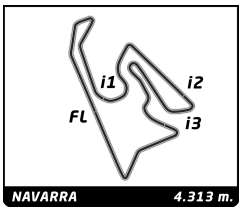

F4Spain
ROUND 2 - NAVARRA
PREVIOUS TEST 3

Sector Analysis

__ Invalidated Lap Personal Best Session Best **B** Crossing the pit lane

Lap	Time	Sector 1	Sector 2	Sector 3	Sector 4	T.Spd
8	2:10.217	29.695	27.127	40.457	32.938	209.4
9	2:03.093	29.963	27.045	36.308	29.777	209.4
10	2:01.979	29.640	26.845	35.843	29.651	209.4
11	2:02.366	29.725	26.801	35.944	29.896	210.5
12	2:01.647	29.552	26.688	35.831	29.576	208.3
13	4:30.482 **B**	29.364	28.204	36.905	2:56.009	211.5
14	2:31.709	49.824	34.572	37.065	30.248	162.9
15	2:01.833	29.665	26.753	35.824	29.591	211.5
16	2:01.080	29.586	26.541	35.472	29.481	209.4
17	2:00.870	29.427	26.701	35.413	29.329	210.5
18	2:06.451	30.036	31.348	35.321	29.746	212.6

10 Niklas SCHAUFLER — AUT
KCL MP Motorsport — Tatuus F4 T -421

Lap	Time	Sector 1	Sector 2	Sector 3	Sector 4	T.Spd
1	4:01.055 **B**	1:49.408	30.112	39.062	1:02.473	141.5
2	3:08.162 **B**	59.605	28.530	37.668	1:02.359	119.0
3	2:21.325	46.489	28.062	36.615	30.159	159.1
4	2:04.359	30.047	27.344	36.815	30.153	206.2
5	2:04.641	30.432	27.580	36.714	29.915	206.2
6	2:02.973	29.906	27.110	36.054	29.903	208.3
7	2:05.117	30.067	27.655	37.350	30.045	206.2
8	2:02.705	29.643	27.053	36.099	29.910	209.4
9	7:45.775 **B**	29.700	27.181	35.947	6:12.947	209.4
10	2:11.003	36.732	27.490	36.698	30.083	163.5
11	2:02.068	29.800	26.858	35.688	29.722	208.3
12	2:01.768	29.740	26.812	35.629	29.587	208.3
13	2:01.460	29.438	26.857	35.558	29.607	207.3
14	2:01.741	29.545	26.751	35.819	29.626	209.4
15	2:01.593	29.626	26.749	35.759	29.459	208.3
16	2:01.209	29.299	26.565	35.466	29.879	207.3

11 Reno FRANCOT — NLD
KCL MP Motorsport — Tatuus F4 T -421

Lap	Time	Sector 1	Sector 2	Sector 3	Sector 4	T.Spd
1	3:41.383	2:04.879	28.182	37.493	30.829	162.2
2	2:05.294	30.781	27.301	36.830	30.382	203.2
3	2:04.567	30.131	27.269	36.683	30.484	203.2
4	2:04.079	30.034	27.359	36.356	30.330	207.3
5	2:05.050	29.728	28.502	36.554	30.266	207.3
6	2:03.374	29.773	27.162	36.167	30.272	207.3
7	2:03.557	29.921	27.210	36.283	30.143	210.5
8	2:03.939	30.194	27.449	36.300	29.996	210.5
9	2:14.645	34.655	30.555	39.323	30.112	206.2
10	2:03.247	29.978	27.172	36.110	29.987	210.5
11	2:03.022	29.590	27.307	36.076	30.049	210.5
12	4:18.599 **B**	29.559	27.144	36.464	2:45.432	211.5
13	2:10.649	37.496	27.012	36.197	29.944	90.0
14	2:02.390	29.695	26.913	35.914	29.868	210.5
15	2:02.144	29.683	26.909	35.611	29.941	209.4
16	2:02.128	29.789	26.989	35.643	29.707	209.4
17	2:01.879	29.876	26.703	35.609	29.691	211.5
18	2:01.366	29.459	26.681	35.465	29.761	208.3

17 Nacho TUÑON — ESP
Tecnicar by Amtog — Tatuus F4 T -421

Lap	Time	Sector 1	Sector 2	Sector 3	Sector 4	T.Spd
1	2:44.892 **B**	50.783	28.972	37.495	47.642	142.5
2	2:39.007 **B**	46.766	27.902	37.485	46.854	156.0
3	2:21.758	45.994	27.611	37.169	30.984	155.5
4	2:05.993	30.279	27.967	37.047	30.700	202.2
5	2:05.586	30.290	27.846	36.767	30.683	202.2
6	2:05.285	30.341	27.570	36.706	30.668	205.2
7	2:10.873	30.202	27.662	39.007	34.002	207.3
8	2:04.822	30.091	27.321	36.431	30.979	211.5
9	2:03.752	29.533	27.606	36.353	30.260	206.2
10	2:05.001	30.095	28.093	36.300	30.513	208.3
11	2:04.074	29.814	27.759	36.298	30.203	205.2
12	2:04.214	29.769	27.763	36.341	30.341	211.5
13	2:08.936	30.035	27.280	39.401	32.220	212.6
14	2:04.206	30.107	27.549	36.342	30.208	205.2
15	2:09.096	33.732	27.820	36.472	31.072	208.3
16	5:37.286 **B**	30.066	27.371	36.177	4:03.672	209.4
17	2:09.031	35.682	27.200	36.145	30.004	162.9

19 Matus RYBA — SVK
Griffin Core — Tatuus F4 T -421

Lap	Time	Sector 1	Sector 2	Sector 3	Sector 4	T.Spd
1	3:05.848	1:27.385	29.079	38.185	31.199	158.5
2	2:07.323	31.655	27.949	36.931	30.788	197.3
3	2:06.228	30.850	27.250	36.935	31.193	204.2
4	2:06.049	30.417	27.262	37.069	31.301	213.8
5	2:05.132	30.218	28.024	36.698	30.192	201.2
6	2:10.559	31.681	30.235	38.406	30.237	205.2
7	2:04.668	30.405	27.094	37.001	30.168	204.2
8	2:03.655	30.224	27.179	36.051	30.201	211.5
9	2:02.941	30.021	26.994	35.855	30.071	209.4
10	2:03.211	29.969	27.071	36.131	30.040	213.8
11	2:03.258	29.998	26.925	36.199	30.136	208.3
12	2:03.867	30.360	27.065	36.259	30.183	211.5
13	2:02.955	29.903	27.116	36.105	29.831	209.4
14	4:02.391 **B**	29.977	27.078	36.190	2:29.146	209.4
15	2:09.197	35.543	26.828	36.844	29.982	166.2
16	2:08.005	29.515	26.885	40.491	31.114	210.5
17	2:01.559	29.635	26.657	35.606	29.661	212.6

22 Juan COTA — ESP
MP Motorsport — Tatuus F4 T -421

Lap	Time	Sector 1	Sector 2	Sector 3	Sector 4	T.Spd
1	2:32.223	54.399	28.190	38.461	31.173	149.2
2	2:06.355	30.994	27.472	37.128	30.761	196.4
3	2:05.007	30.483	27.296	36.887	30.341	202.2
4	2:04.415	30.132	27.163	36.772	30.348	201.2
5	2:04.845	30.006	27.373	37.334	30.132	201.2
6	2:04.599	29.986	27.104	37.073	30.436	205.2
7	2:03.811	30.076	27.189	36.467	30.079	204.2
8	2:03.636	29.491	27.312	36.394	30.439	205.2
9	2:03.464	29.697	27.513	36.213	30.041	208.3
10	2:03.197	29.738	27.154	36.160	30.145	206.2
11	2:03.634	29.962	27.205	36.284	30.183	207.3
12	2:02.692	29.584	27.085	36.086	29.937	207.3
13	4:27.132 **B**	29.905	27.128	36.111	2:53.988	205.2
14	2:09.001	35.407	27.000	36.342	30.252	166.8
15	2:02.567	29.650	26.826	36.092	29.999	210.5
16	2:02.470	29.736	26.920	35.756	30.058	209.4
17	2:02.157	29.675	26.814	35.715	29.953	209.4
18	2:01.634	29.434	26.887	35.722	29.591	210.5

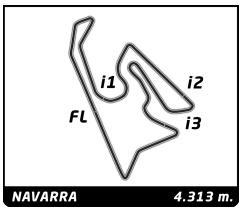

F4Spain
ROUND 2 - NAVARRA
PREVIOUS TEST 3

Sector Analysis

__ Invalidated Lap Personal Best Session Best **B** Crossing the pit lane

23 Jan PRZYROWSKI — POL
Griffin Core — Tatuus F4 T -421

Lap	Time	Sector 1	Sector 2	Sector 3	Sector 4	T.Spd
1	2:54.455	1:17.214	28.146	37.910	31.185	162.9
2	2:07.307	31.165	28.121	37.181	30.840	203.2
3	2:05.449	30.612	27.426	36.914	30.497	206.2
4	2:05.456	30.613	27.562	36.980	30.301	210.5
5	2:05.667	30.274	27.499	37.447	30.447	207.3
6	2:04.988	30.115	27.695	36.851	30.327	209.4
7	5:08.366 **B**	30.867	27.489	42.314	3:27.696	210.5
8	2:11.453	37.442	27.289	36.541	30.181	137.3
9	2:03.967	30.153	27.110	36.329	30.375	210.5
10	2:04.126	30.098	27.052	36.894	30.082	211.5
11	2:04.429	30.382	27.168	36.680	30.199	207.3
12	2:03.938	30.329	26.948	36.444	30.217	210.5
13	2:03.641	29.993	27.245	36.326	30.077	210.5
14	4:53.424 **B**	30.001	27.135	35.991	3:20.297	213.8
15	2:08.272	35.201	26.869	36.140	30.062	169.6
16	2:02.867	29.991	26.672	35.809	30.395	210.5

24 Kyuho LEE — KOR
Rodin Motorsport — Tatuus F4 T -421

Lap	Time	Sector 1	Sector 2	Sector 3	Sector 4	T.Spd
1	2:44.914	1:03.249	29.624	39.663	32.378	
2	4:01.091 **B**	32.106	28.385	39.516	2:21.084	198.3
3	2:32.645 **B**	37.211	27.600	37.073	50.761	158.5
4	2:45.991 **B**	53.483	27.973	36.915	47.620	
5	2:22.244	47.324	27.537	36.902	30.481	
6	2:05.762	30.506	28.155	36.630	30.471	205.2
7	5:52.420 **B**	31.433	27.731	36.678	4:16.578	209.4
8	2:12.485	37.420	27.604	36.360	31.101	
9	2:04.155	30.092	27.374	36.428	30.261	210.5
10	2:03.850	30.069	27.329	36.174	30.278	209.4
11	2:04.046	30.235	27.328	36.191	30.292	209.4
12	2:04.005	29.920	27.239	36.243	30.603	210.5
13	2:59.810 **B**	30.210	27.425	36.165	1:26.010	209.4
14	2:10.208	36.983	27.121	35.988	30.116	
15	2:03.014	29.833	27.115	36.176	29.890	210.5

25 Francisco MONARCA — ARG
Monlau Motorsport — Tatuus F4 T -421

Lap	Time	Sector 1	Sector 2	Sector 3	Sector 4	T.Spd
1	6:31.871	4:47.274	28.497	45.171	30.929	
2	2:27.981 **B**	30.806	28.871	37.776	50.528	
3	2:29.283	53.106	28.132	37.592	30.453	
4	2:06.708	30.299	28.079	37.775	30.555	
5	2:05.204	30.197	27.755	36.684	30.568	
6	8:59.427 **B**	30.265	28.763	37.974	7:22.425	
7	2:26.602	38.116	39.876	37.680	30.930	
8	2:06.258	30.582	28.157	37.053	30.466	
9	2:04.095	30.267	27.187	36.455	30.186	
10	2:14.431	39.876	27.467	36.634	30.454	
11	2:03.295	29.868	26.987	36.407	30.033	
12	2:03.690	30.033	27.040	36.590	30.027	
13	2:02.692	29.727	26.978	36.208	29.779	
14	2:02.854	29.957	26.857	36.069	29.971	

27 Alexander JACOBY — BRA
Monlau Motorsport — Tatuus F4 T -421

Lap	Time	Sector 1	Sector 2	Sector 3	Sector 4	T.Spd
1	6:30.392	4:53.054	27.954	37.984	31.400	
2	2:07.036	31.599	27.681	37.285	30.471	193.6
3	2:07.887	31.063	29.060	37.219	30.545	197.3
4	2:07.353	30.081	28.528	38.177	30.567	201.2
5	2:05.536	30.794	27.605	36.696	30.441	201.2
6	2:05.486	30.554	27.754	36.532	30.646	202.2
7	6:29.184 **B**	30.462	28.420	37.350	4:52.952	202.2
8	2:11.863	36.647	27.501	37.105	30.610	160.3
9	2:03.979	30.261	27.256	36.433	30.029	203.2
10	2:04.539	30.611	27.318	36.474	30.136	203.2
11	2:04.116	29.997	27.054	36.908	30.157	203.2
12	2:03.495	29.958	27.176	36.244	30.117	206.2
13	2:03.516	30.064	26.973	36.378	30.101	205.2
14	2:02.802	29.825	26.945	36.245	29.787	206.2
15	2:03.322	30.102	26.875	36.240	30.105	208.3

32 Wiktor DOBRZANSKI — POL
Tecnicar by Amtog — Tatuus F4 T -421

Lap	Time	Sector 1	Sector 2	Sector 3	Sector 4	T.Spd
1	2:54.732 **B**	52.835	29.508	40.771	51.618	156.0
2	2:41.303 **B**	45.756	28.045	39.036	48.466	148.2
3	2:34.553	55.719	28.031	39.350	31.453	153.1
4	2:10.668	32.500	29.000	37.984	31.184	209.4
5	2:08.476	31.770	27.790	37.653	31.263	192.7
6	2:07.169	31.049	27.920	37.432	30.768	206.2
7	2:05.632	30.521	27.773	37.106	30.232	208.3
8	2:05.884	30.478	27.454	37.374	30.578	210.5
9	2:05.490	30.579	27.372	36.879	30.660	211.5
10	2:05.726	30.783	27.453	37.039	30.451	199.2
11	2:05.119	30.337	27.321	37.046	30.415	208.3
12	2:04.567	30.280	27.344	36.566	30.377	208.3
13	2:07.686	30.507	27.710	38.942	30.527	208.3
14	5:02.117 **B**	30.318	27.741	36.877	3:27.181	212.6
15	2:15.386	36.685	30.447	37.993	30.261	159.7
16	2:03.870	30.373	27.175	36.234	30.088	211.5
17	2:03.387	30.297	27.025	36.032	30.033	210.5

33 Christopher EL FEGHALI — LBN
Drivex — Tatuus F4 T -421

Lap	Time	Sector 1	Sector 2	Sector 3	Sector 4	T.Spd
1	2:21.071	43.732	28.581	37.594	31.164	153.7
2	2:06.638	30.938	27.337	36.944	31.419	201.2
3	2:05.463	30.512	27.398	37.184	30.369	203.2
4	2:05.343	30.170	27.838	37.095	30.240	203.2
5	2:04.990	30.347	27.738	36.707	30.198	203.2
6	2:04.293	30.138	27.240	36.795	30.120	202.2
7	2:04.298	30.040	27.416	36.558	30.284	203.2
8	2:03.645	29.903	27.150	36.558	30.034	205.2
9	2:07.233	30.221	27.319	36.170	33.523	206.2
10	2:02.861	29.784	27.108	36.113	29.856	207.3
11	2:02.603	29.603	26.963	35.971	30.066	207.3
12	4:44.019 **B**	29.658	27.346	36.028	3:10.987	206.2
13	2:20.216	46.726	27.098	36.286	30.106	114.0
14	2:02.941	30.010	26.792	35.754	30.385	208.3
15	2:02.442	29.484	26.850	36.042	30.066	207.3
16	2:02.446	29.487	26.742	35.813	30.404	210.5
17	2:01.287	29.228	26.739	35.565	29.755	208.3
18	2:01.926	29.575	26.584	35.554	30.213	208.3

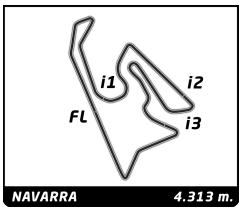

F4Spain
ROUND 2 - NAVARRA
PREVIOUS TEST 3

Sector Analysis

__ Invalidated Lap Personal Best Session Best **B** Crossing the pit lane

37 Filippo FIORENTINO — BRA
Drivex — Tatuus F4 T -421

Lap	Time	Sector 1	Sector 2	Sector 3	Sector 4	T.Spd
1	5:05.878	3:28.279	28.681	37.878	31.040	117.6
2	2:08.589	30.927	27.939	37.897	31.826	198.3
3	2:06.573	30.690	27.655	37.232	30.996	201.2
4	2:15.716	38.589	28.922	37.504	30.701	202.2
5	2:05.886	30.216	27.686	37.360	30.624	204.2
6	2:04.687	30.122	27.352	36.696	30.517	206.2
7	2:04.904	29.888	27.298	36.953	30.765	204.2
8	2:03.511	29.396	27.159	36.638	30.318	206.2
9	2:05.137	30.582	27.193	36.935	30.427	206.2
10	2:03.577	29.946	27.484	36.135	30.012	205.2
11	2:03.302	29.924	27.296	35.999	30.083	204.2
12	2:04.799	30.196	27.868	36.213	30.522	206.2
13	2:03.374	29.849	27.386	35.976	30.163	203.2
14	2:03.111	29.560	27.255	36.110	30.186	205.2
15	2:03.023	29.542	27.223	36.003	30.255	204.2
16	2:04.082	29.852	26.992	36.339	30.899	206.2
17	2:02.642	29.746	26.950	35.867	30.079	207.3
18	2:02.599	29.689	26.852	35.958	30.100	206.2

39 Santino PANETTA — ARG
TC Racing — Tatuus F4 T -421

Lap	Time	Sector 1	Sector 2	Sector 3	Sector 4	T.Spd
1	2:52.588	1:10.804	29.480	39.593	32.711	
2	2:11.630	32.280	29.162	39.040	31.148	197.3
3	2:08.360	31.190	28.057	37.380	31.733	204.2
4	6:39.098 **B**	31.134	27.699	37.115	5:03.150	203.2
5	2:15.060	38.914	27.566	37.773	30.807	
6	2:06.101	31.742	27.276	36.955	30.128	205.2
7	2:05.349	30.781	27.713	36.620	30.235	206.2
8	2:05.028	30.970	27.446	36.465	30.147	203.2
9	2:04.908	30.128	27.229	36.847	30.704	206.2
10	2:06.632	29.800	27.895	37.901	31.036	
11	2:04.259	29.946	27.259	36.748	30.306	211.5
12	2:03.267	29.672	27.192	36.180	30.223	
13	2:03.023	29.877	27.008	35.967	30.171	210.5
14	2:02.534	29.809	26.820	35.840	30.065	204.2
15	2:02.852	29.992	26.842	35.902	30.116	205.2

41 Stepan SUSLOV — SWE
DXR — Tatuus F4 T -421

Lap	Time	Sector 1	Sector 2	Sector 3	Sector 4	T.Spd
1	2:42.700	1:03.705	29.132	38.555	31.308	139.6
2	2:08.236	31.610	27.945	37.870	30.811	204.2
3	2:06.477	30.864	27.532	37.497	30.584	204.2
4	2:05.953	30.703	27.469	37.240	30.541	205.2
5	2:05.367	30.699	27.311	37.031	30.326	204.2
6	2:05.371	30.466	27.313	37.238	30.354	203.2
7	2:04.645	30.431	27.249	36.755	30.210	203.2
8	2:04.967	30.568	27.154	36.825	30.420	204.2
9	2:06.407	31.172	27.377	37.425	30.433	206.2
10	2:05.222	30.496	27.243	37.175	30.308	205.2
11	2:05.417	30.576	27.497	37.161	30.183	208.3
12	2:04.324	30.292	27.315	36.443	30.274	206.2
13	4:15.969 **B**	30.414	27.280	36.707	2:41.568	207.3
14	2:10.221	36.244	27.120	36.568	30.289	164.2
15	2:04.349	30.233	27.180	36.230	30.706	207.3
16	2:03.500	30.221	26.925	36.217	30.137	207.3
17	2:04.882	31.099	27.218	36.377	30.188	209.4
18	2:02.565	30.152	26.908	35.838	29.667	209.4

46 Nathan TYE — GBR
Rodin Motorsport — Tatuus F4 T -421

Lap	Time	Sector 1	Sector 2	Sector 3	Sector 4	T.Spd
1	4:47.759 **B**	51.847	29.878	40.820	2:45.214	154.9
2	2:12.057	36.618	27.547	37.326	30.566	162.2
3	2:05.123	30.379	27.584	36.487	30.673	205.2
4	2:09.051	30.346	27.307	39.240	32.158	206.2
5	2:04.539	30.251	27.163	36.721	30.404	205.2
6	2:04.696	30.354	27.411	36.589	30.342	205.2
7	6:36.997 **B**	30.352	27.326	36.866	5:02.453	208.3
8	2:08.803	35.338	27.386	36.035	30.044	
9	2:03.222	30.014	27.192	36.000	30.016	207.3
10	2:04.177	30.265	27.161	36.053	30.698	208.3
11	2:03.607	30.177	27.102	36.175	30.153	208.3
12	4:25.387 **B**	30.037	29.188	37.584	2:48.578	210.5
13	2:10.465	36.573	27.216	36.156	30.520	167.5
14	2:02.933	29.957	26.961	35.545	30.470	212.6
15	2:02.834	30.060	26.863	35.647	30.264	208.3

48 Gino TRAPPA — ARG
Drivex — Tatuus F4 T -421

Lap	Time	Sector 1	Sector 2	Sector 3	Sector 4	T.Spd
1	2:40.173	59.462	29.062	39.361	32.288	153.7
2	2:07.949	31.223	27.793	37.725	31.208	197.3
3	2:07.151	31.119	27.552	37.123	31.357	202.2
4	2:05.536	30.438	27.306	37.097	30.695	205.2
5	2:14.717	37.042	28.626	37.976	31.073	202.2
6	2:05.710	30.188	27.588	36.750	31.184	
7	2:04.789	30.116	27.353	36.856	30.464	204.2
8	2:04.228	29.888	27.315	36.645	30.380	206.2
9	2:16.626	36.805	29.340	39.570	30.911	207.3
10	2:17.316	29.851	33.922	42.482	31.061	207.3
11	2:13.325	35.957	28.777	38.112	30.479	207.3
12	2:03.330	29.752	27.064	36.383	30.131	206.2
13	2:03.462	29.964	27.055	36.554	29.889	205.2
14	3:50.979 **B**	31.763	28.310	36.156	2:14.750	206.2
15	2:25.449	49.696	27.837	37.178	30.738	157.2
16	2:02.534	29.620	26.804	36.212	29.898	208.3
17	2:02.440	29.628	26.893	36.069	29.850	208.3
18	2:02.443	29.613	26.786	35.908	30.136	206.2

57 Kaiden HIGGINS — ARE
DXR — Tatuus F4 T -421

Lap	Time	Sector 1	Sector 2	Sector 3	Sector 4	T.Spd
1	3:56.209	2:15.848	29.351	39.677	31.333	
2	2:08.713	31.112	28.479	38.064	31.058	
3	2:06.623	30.754	27.545	37.511	30.813	
4	2:08.621	30.734	28.375	38.355	31.157	
5	2:05.996	30.736	27.480	37.179	30.601	
6	2:05.643	30.550	27.445	37.214	30.434	206.2
7	2:05.005	30.397	27.372	36.901	30.335	
8	2:04.781	30.420	27.367	36.714	30.280	
9	2:05.013	30.299	27.428	36.733	30.553	
10	2:04.852	30.581	27.179	36.739	30.353	
11	2:04.495	30.079	27.798	36.452	30.166	
12	2:04.798	30.511	27.642	36.564	30.081	

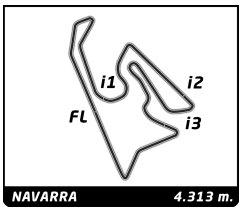

F4Spain
ROUND 2 - NAVARRA
PREVIOUS TEST 3

Sector Analysis

__ Invalidated Lap Personal Best Session Best **B** Crossing the pit lane

Lap	Time	Sector 1	Sector 2	Sector 3	Sector 4	T.Spd
13	3:50.462 **B**	30.200	27.246	36.800	2:16.216	
14	2:09.910	35.639	27.389	36.499	30.383	
15	2:16.112	41.339	27.791	36.652	30.330	
16	2:04.855	30.294	27.897	36.310	30.354	
17	2:04.598	30.033	27.064	36.620	30.881	
18	2:03.123	30.069	26.914	36.051	30.089	

70 Aleksandar BOGUNOVIC — SVN
GRS Team — Tatuus F4 T -421

Lap	Time	Sector 1	Sector 2	Sector 3	Sector 4	T.Spd
1	2:45.467	1:04.389	28.853	39.875	32.350	
2	2:10.576	31.875	28.422	38.949	31.330	197.3
3	2:07.659	31.247	27.751	37.596	31.065	202.2
4	2:06.391	30.916	27.452	37.145	30.878	203.2
5	2:06.654	30.749	27.487	37.365	31.053	202.2
6	2:05.865	30.288	27.512	37.374	30.691	207.3
7	2:05.609	30.642	27.471	36.941	30.555	205.2
8	2:05.377	30.361	27.516	36.834	30.666	207.3
9	2:04.951	30.446	27.399	36.709	30.397	206.2
10	2:04.596	30.106	27.331	36.594	30.565	206.2
11	5:19.210 **B**	30.376	27.538	36.434	3:44.862	206.2
12	2:11.813	36.145	27.620	37.503	30.545	
13	2:06.132	30.306	27.247	36.789	31.790	205.2
14	2:03.324	30.004	26.925	36.010	30.385	207.3
15	2:03.354	30.128	27.017	35.917	30.292	206.2
16	2:02.993	30.063	26.830	35.974	30.126	208.3
17	2:02.474	30.010	26.789	35.784	29.891	208.3
18	2:02.671	29.873	26.688	36.008	30.102	207.3

71 Daniel DALLAKYAN — ARM
GRS Team — Tatuus F4 T -421

Lap	Time	Sector 1	Sector 2	Sector 3	Sector 4	T.Spd
1	2:46.982	1:07.494	28.729	39.038	31.721	124.0
2	2:10.804	32.245	28.167	38.237	32.155	204.2
3	2:08.306	31.321	27.854	38.056	31.075	204.2
4	2:09.608	32.446	27.986	37.600	31.576	207.3
5	2:08.281	30.976	27.846	37.817	31.642	206.2
6	2:06.882	31.215	27.533	36.541	31.593	205.2
7	2:06.750	30.906	28.172	36.904	30.768	207.3
8	2:05.949	30.789	27.747	36.958	30.455	207.3
9	2:05.473	30.603	27.133	37.018	30.719	209.4
10	2:07.841	30.353	28.520	38.578	30.390	208.3
11	2:04.052	30.451	27.153	36.044	30.404	210.5
12	2:05.248	30.813	27.361	36.588	30.486	210.5
13	2:07.347	30.121	27.626	36.636	32.964	212.6
14	2:09.201	30.589	27.266	40.810	30.536	210.5
15	2:05.184	30.520	27.153	37.149	30.362	208.3
16	2:03.769	30.408	26.981	36.291	30.089	208.3
17	2:05.556	30.067	27.183	36.565	31.741	209.4
18	2:03.292	30.023	26.851	36.489	29.929	211.5
19	2:05.351	30.737	26.818	37.565	30.231	211.5

77 Andrej PETROVIC — SRB
T-Code by Amtog — Tatuus F4 T -421

Lap	Time	Sector 1	Sector 2	Sector 3	Sector 4	T.Spd
1	2:35.708 **B**	41.127	29.450	37.578	47.553	
2	2:40.462 **B**	45.154	28.080	37.782	49.446	156.6
3	2:23.515	45.936	27.643	36.954	32.982	
4	2:05.435	30.685	27.457	36.653	30.640	206.2
5	2:05.079	30.463	27.356	36.753	30.507	
6	2:08.859	30.476	27.357	36.486	34.540	
7	2:06.464	30.529	27.504	38.202	30.229	
8	2:04.153	30.394	27.222	36.219	30.318	204.2
9	2:10.095	30.161	33.299	36.416	30.219	
10	2:05.809	30.030	27.489	36.480	31.810	209.4
11	2:03.855	29.787	27.643	36.269	30.156	
12	2:03.732	29.821	27.490	36.217	30.204	
13	2:03.256	29.736	27.325	36.188	30.007	
14	2:03.367	29.863	27.281	36.182	30.041	
15	4:23.634 **B**	29.847	27.193	36.277	2:50.317	
16	2:10.809	35.742	27.370	36.098	31.599	153.7
17	2:01.934	29.660	26.841	35.748	29.685	210.5
18	2:01.637	29.643	26.783	35.438	29.773	

78 Alfio SPINA — ITA
TC Racing — Tatuus F4 T -421

Lap	Time	Sector 1	Sector 2	Sector 3	Sector 4	T.Spd
1	2:38.474	58.928	28.898	38.269	32.379	154.9
2	2:06.480	30.889	27.941	37.072	30.578	199.2
3	2:05.488	30.849	27.264	36.911	30.464	204.2
4	2:05.088	30.287	28.172	36.597	30.032	206.2
5	2:04.474	30.348	27.484	36.384	30.258	204.2
6	2:03.647	30.043	27.164	36.263	30.177	206.2
7	2:03.470	30.200	27.119	36.122	30.029	202.2
8	2:02.607	29.908	27.060	35.853	29.786	206.2
9	2:10.777	29.855	26.952	37.439	36.531	205.2
10	2:02.366	29.684	26.989	35.955	29.738	208.3
11	2:02.683	29.829	27.264	35.884	29.706	208.3
12	2:02.311	29.898	26.943	35.813	29.657	204.2
13	2:02.310	29.784	26.937	35.953	29.636	204.2
14	2:02.429	29.798	26.933	35.997	29.701	207.3
15	2:01.821	29.722	26.777	35.766	29.556	206.2
16	3:59.470 **B**	29.638	27.027	35.848	2:26.957	206.2
17	2:07.333	35.222	26.864	35.690	29.557	164.8
18	2:05.970	29.505	31.393	35.498	29.574	209.4
19	2:01.026	29.620	26.699	35.373	29.334	209.4

81 Noah MONTEIRO — PRT
Campos Racing — Tatuus F4 T -421

Lap	Time	Sector 1	Sector 2	Sector 3	Sector 4	T.Spd
1	3:21.662	1:44.166	28.473	37.821	31.202	
2	2:07.906	31.229	27.754	37.445	31.478	
3	2:06.625	31.160	27.626	37.251	30.588	
4	2:07.022	30.648	28.125	37.160	31.089	
5	2:06.236	30.610	27.696	37.112	30.818	
6	2:05.163	30.456	27.473	36.630	30.604	
7	4:28.557 **B**	30.478	27.883	37.639	2:52.557	
8	2:11.579	37.014	27.522	36.905	30.138	
9	2:03.969	30.468	26.980	36.495	30.026	
10	2:03.277	30.064	27.176	36.173	29.864	
11	2:03.868	30.117	27.412	36.118	30.221	
12	4:00.843 **B**	29.912	27.173	36.275	2:27.483	
13	2:08.035	34.891	27.016	36.129	29.999	
14	2:03.004	30.209	26.928	36.007	29.860	
15	2:02.612	29.763	27.014	35.973	29.862	217.1
16	2:02.710	29.620	26.939	36.092	30.059	
17	2:01.993	29.911	26.780	35.629	29.673	205.2

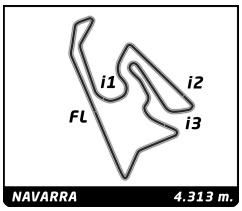

F4Spain
ROUND 2 - NAVARRA
PREVIOUS TEST 3

Sector Analysis

__ Invalidated Lap Personal Best Session Best **B** Crossing the pit lane

88 Santiago BAZTARRICA — ARG
TC Racing — Tatuus F4 T -421

Lap	Time	Sector 1	Sector 2	Sector 3	Sector 4	T.Spd
1	2:35.082	54.895	29.012	39.526	31.649	152.0
2	2:06.724	31.194	27.504	36.976	31.050	202.2
3	2:06.168	30.621	27.591	37.203	30.753	204.2
4	2:06.207	30.532	27.308	37.587	30.780	206.2
5	8:10.148 **B**	30.735	35.502	37.465	6:26.446	203.2
6	2:13.114	37.840	27.598	36.847	30.829	149.8
7	2:04.049	30.445	27.296	36.274	30.034	205.2
8	2:06.378	30.239	27.084	38.757	30.298	208.3
9	2:03.311	29.976	27.139	36.193	30.003	205.2
10	2:03.380	29.954	27.064	36.210	30.152	206.2
11	2:02.779	29.887	26.917	35.964	30.011	207.3
12	2:03.245	29.920	26.892	36.054	30.379	208.3
13	2:03.008	29.954	26.911	36.264	29.879	209.4
14	4:38.903 **B**	30.096	27.011	35.814	3:05.982	206.2

91 Lorenzo CAMPOS — AGO
Monlau Motorsport — Tatuus F4 T -421

Lap	Time	Sector 1	Sector 2	Sector 3	Sector 4	T.Spd
1	6:41.432 **B**	4:49.804	27.937	37.652	46.039	153.1
2	2:25.818 **B**	35.520	27.745	37.807	44.746	160.3
3	3:25.740	55.548	27.697	1:24.159	38.336	154.3
4	2:05.849	30.484	27.844	37.154	30.367	199.2
5	2:13.147	30.294	35.056	37.322	30.475	201.2
6	2:05.627	30.258	27.725	36.989	30.655	202.2
7	7:48.447 **B**	30.189	28.727	37.222	6:12.309	202.2
8	2:10.340	36.050	27.492	36.598	30.200	139.6
9	2:10.809	30.545	33.517	36.691	30.056	202.2
10	2:04.131	29.945	27.373	36.686	30.127	205.2
11	2:03.354	29.916	27.108	36.258	30.072	203.2
12	2:03.772	30.056	27.152	36.239	30.325	204.2
13	2:02.649	29.479	27.211	36.063	29.896	205.2
14	2:02.674	29.931	26.917	35.963	29.863	204.2

99 Thomas STRAUVEN — BEL
Griffin Core — Tatuus F4 T -421

Lap	Time	Sector 1	Sector 2	Sector 3	Sector 4	T.Spd
1	3:20.289	1:43.169	28.465	37.809	30.846	
2	2:08.929	31.241	27.613	37.058	33.017	
3	2:05.256	30.617	27.465	36.864	30.310	
4	2:04.866	30.369	27.666	36.693	30.138	
5	2:04.117	30.275	27.222	36.504	30.116	
6	2:04.254	29.977	27.489	36.677	30.111	
7	3:55.521 **B**	29.945	27.322	36.419	2:21.835	
8	2:19.901	43.748	28.267	37.729	30.157	
9	2:03.787	30.385	27.177	36.149	30.076	
10	2:04.023	30.894	27.114	36.090	29.925	
11	2:03.570	30.323	26.998	36.115	30.134	
12	2:03.201	30.131	27.107	36.013	29.950	
13	9:16.421 **B**	30.074	27.207	36.113	7:43.027	
14	2:09.902	35.608	26.962	36.409	30.923	
15	2:01.614	29.915	26.644	35.485	29.570	

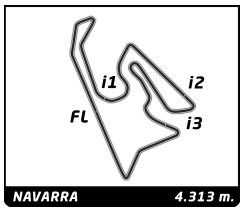

F4Spain
ROUND 2 - NAVARRA
PREVIOUS TEST 3

Track Limits Analysis

No	Driver	Team	T.L. Nr	Camera	Lap	Time
1	Hudson SCHWARTZ	KCL MP Motorsport	1	Turn 2	7	15:14:41.164
1	Hudson SCHWARTZ	KCL MP Motorsport	2	Turn 2	9	15:18:49.974
1	Hudson SCHWARTZ	KCL MP Motorsport	3	Turn 2	13	15:27:03.758
1	Hudson SCHWARTZ	KCL MP Motorsport	4	Turn 2	15	15:33:17.970
1	Hudson SCHWARTZ	KCL MP Motorsport	5	Turn 2	17	15:37:23.785
					Total Infractions:	**5**
2	Vivek KANTHAN	Campos Racing	1	Turn 2	6	15:13:29.856
2	Vivek KANTHAN	Campos Racing	2	Turn 2	17	15:38:04.264
					Total Infractions:	**2**
4	Ean EYCKMANS	MP Motorsport	1	Turn 2	4	15:08:07.364
4	Ean EYCKMANS	MP Motorsport	2	Turn 2	7	15:14:18.442
4	Ean EYCKMANS	MP Motorsport	3	Turn 2	8	15:16:23.903
					Total Infractions:	**3**
5	Miguel COSTA	Campos Racing	1	Turn 2	5	15:11:33.312
5	Miguel COSTA	Campos Racing	2	Turn 2	13	15:29:54.161
					Total Infractions:	**2**
9	René LAMMERS	MP Motorsport	1	Turn 2	9	15:18:42.307
9	René LAMMERS	MP Motorsport	2	Turn 17	18	15:41:42.721
					Total Infractions:	**2**
11	Reno FRANCOT	KCL MP Motorsport	1	Turn 2	5	15:10:07.453
11	Reno FRANCOT	KCL MP Motorsport	2	Turn 2	12	15:24:44.532
11	Reno FRANCOT	KCL MP Motorsport	3	Turn 2	16	15:35:18.321
					Total Infractions:	**3**
17	Nacho TUÑON	Tecnicar by Amtog	1	Turn 8	4	15:08:33.043
17	Nacho TUÑON	Tecnicar by Amtog	2	Turn 2	8	15:16:25.701
17	Nacho TUÑON	Tecnicar by Amtog	3	Turn 2	9	15:18:30.454
17	Nacho TUÑON	Tecnicar by Amtog	4	Turn 17	8	15:18:08.128
17	Nacho TUÑON	Tecnicar by Amtog	5	Turn 2	15	15:31:01.104
17	Nacho TUÑON	Tecnicar by Amtog	6	Turn 2	16	15:33:10.065
17	Nacho TUÑON	Tecnicar by Amtog	7	Turn 2	18	15:40:55.996
					Total Infractions:	**6**
19	Matus RYBA	Griffin Core	1	Turn 15	4	15:08:59.649
19	Matus RYBA	Griffin Core	2	Turn 2	6	15:11:43.377
19	Matus RYBA	Griffin Core	3	Turn 2	8	15:15:58.437
					Total Infractions:	**3**
22	Juan COTA	MP Motorsport	1	Turn 2	8	15:15:13.162
22	Juan COTA	MP Motorsport	2	Turn 2	12	15:23:27.450
22	Juan COTA	MP Motorsport	3	Turn 2	16	15:34:08.989
					Total Infractions:	**3**
23	Jan PRZYROWSKI	Griffin Core	1	Turn 2	10	15:22:59.450
23	Jan PRZYROWSKI	Griffin Core	2	Turn 2	15	15:36:14.249
					Total Infractions:	**2**
24	Kyuho LEE	Rodin Motorsport	1	Turn 15	1	15:02:18.148
24	Kyuho LEE	Rodin Motorsport	2	Turn 2	7	15:16:45.123
24	Kyuho LEE	Rodin Motorsport	3	Turn 2	9	15:24:50.302
24	Kyuho LEE	Rodin Motorsport	4	Turn 2	12	15:31:03.433
24	Kyuho LEE	Rodin Motorsport	5	Turn 2	13	15:33:06.456
24	Kyuho LEE	Rodin Motorsport	6	Turn 2	16	15:40:18.927
					Total Infractions:	**6**
25	Francisco MONARCA	Monlau Motorsport	1	Turn 2	5	15:13:47.510
25	Francisco MONARCA	Monlau Motorsport	2	Turn 8	8	15:27:54.777
25	Francisco MONARCA	Monlau Motorsport	3	Turn 2	9	15:29:25.710
25	Francisco MONARCA	Monlau Motorsport	4	Turn 2	14	15:39:53.660

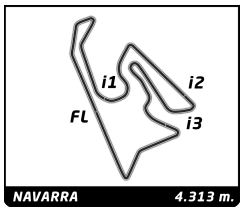

F4Spain
ROUND 2 - NAVARRA
PREVIOUS TEST 3

Track Limits Analysis

No	Driver	Team	T.L. Nr	Camera	Lap	Time
					Total Infractions:	4
27	Alexander JACOBY	Monlau Motorsport	1	Turn 2	4	15:10:57.705
27	Alexander JACOBY	Monlau Motorsport	2	Turn 2	7	15:17:16.858
27	Alexander JACOBY	Monlau Motorsport	3	Turn 2	10	15:28:01.452
27	Alexander JACOBY	Monlau Motorsport	4	Turn 2	11	15:30:05.441
					Total Infractions:	4
32	Wiktor DOBRZANSKI	Tecnicar by Amtog	1	Turn 2	4	15:08:23.379
32	Wiktor DOBRZANSKI	Tecnicar by Amtog	2	Turn 2	15	15:34:37.658
32	Wiktor DOBRZANSKI	Tecnicar by Amtog	3	Turn 15	16	15:38:13.531
					Total Infractions:	3
33	Christopher EL FEGHALI	Drivex	1	Turn 8	1	15:01:01.096
33	Christopher EL FEGHALI	Drivex	2	Turn 8	4	15:07:19.914
33	Christopher EL FEGHALI	Drivex	3	Turn 2	9	15:17:08.105
33	Christopher EL FEGHALI	Drivex	4	Turn 2	14	15:30:25.367
33	Christopher EL FEGHALI	Drivex	5	Turn 2	17	15:36:32.334
33	Christopher EL FEGHALI	Drivex	6	Turn 2	19	15:40:36.041
					Total Infractions:	6
37	Filippo FIORENTINO	Drivex	1	Turn 2	8	15:18:04.101
37	Filippo FIORENTINO	Drivex	2	Turn 2	10	15:22:13.512
37	Filippo FIORENTINO	Drivex	3	Turn 8	12	15:26:55.448
37	Filippo FIORENTINO	Drivex	4	Turn 2	14	15:30:28.567
37	Filippo FIORENTINO	Drivex	5	Turn 2	16	15:34:34.321
37	Filippo FIORENTINO	Drivex	6	Turn 2	19	15:40:43.859
					Total Infractions:	6
39	Santino PANETTA	TC Racing	1	Turn 8	7	15:19:00.573
39	Santino PANETTA	TC Racing	2	Turn 17	9	15:24:17.725
39	Santino PANETTA	TC Racing	3	Turn 2	10	15:24:40.129
39	Santino PANETTA	TC Racing	4	Turn 8	10	15:25:15.047
					Total Infractions:	3
41	Stepan SUSLOV	DXR	1	Turn 15	4	15:08:38.093
41	Stepan SUSLOV	DXR	2	Turn 2	9	15:17:36.428
41	Stepan SUSLOV	DXR	3	Turn 2	10	15:19:42.424
41	Stepan SUSLOV	DXR	4	Turn 17	15	15:34:05.058
					Total Infractions:	4
46	Nathan TYE	Rodin Motorsport	1	Turn 2	4	15:09:17.374
46	Nathan TYE	Rodin Motorsport	2	Turn 2	7	15:15:35.848
46	Nathan TYE	Rodin Motorsport	3	Turn 2	9	15:24:21.707
46	Nathan TYE	Rodin Motorsport	4	Turn 17	10	15:28:06.516
					Total Infractions:	4
48	Gino TRAPPA	Drivex	1	Turn 2	5	15:09:13.373
48	Gino TRAPPA	Drivex	2	Turn 15	6	15:12:55.508
48	Gino TRAPPA	Drivex	3	Turn 2	17	15:36:56.059
					Total Infractions:	3
57	Kaiden HIGGINS	DXR	1	Turn 2	14	15:31:09.773
					Total Infractions:	1
70	Aleksandar BOGUNOVIC	GRS Team	1	Turn 15	2	15:04:30.247
70	Aleksandar BOGUNOVIC	GRS Team	2	Turn 2	6	15:11:28.774
70	Aleksandar BOGUNOVIC	GRS Team	3	Turn 2	14	15:31:32.562
					Total Infractions:	3
71	Daniel DALLAKYAN	GRS Team	1	Turn 15	2	15:04:30.247
71	Daniel DALLAKYAN	GRS Team	2	Turn 2	4	15:07:18.657
71	Daniel DALLAKYAN	GRS Team	3	Turn 17	4	15:09:05.597
71	Daniel DALLAKYAN	GRS Team	4	Turn 2	5	15:09:28.049
71	Daniel DALLAKYAN	GRS Team	5	Turn 2	6	15:11:36.985

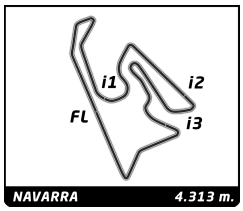

F4Spain
ROUND 2 - NAVARRA
PREVIOUS TEST 3

Track Limits Analysis

No	Driver	Team	T.L. Nr	Camera	Lap	Time
71	Daniel DALLAKYAN	GRS Team	6	Turn 15	5	15:11:00.093
71	Daniel DALLAKYAN	GRS Team	7	Turn 15	6	15:13:06.750
71	Daniel DALLAKYAN	GRS Team	8	Turn 2	11	15:22:09.237
71	Daniel DALLAKYAN	GRS Team	9	Turn 2	14	15:28:26.181
71	Daniel DALLAKYAN	GRS Team	10	Turn 2	17	15:34:44.197
71	Daniel DALLAKYAN	GRS Team	11	Turn 15	19	15:40:20.778
					Total Infractions:	**8**
77	Andrej PETROVIC	T-Code by Amtog	1	Turn 2	17	15:37:26.516
					Total Infractions:	**1**
78	Alfio SPINA	TC Racing	1	Turn 15	3	15:06:24.961
78	Alfio SPINA	TC Racing	2	Turn 2	6	15:11:12.655
78	Alfio SPINA	TC Racing	3	Turn 2	10	15:19:32.855
78	Alfio SPINA	TC Racing	4	Turn 2	18	15:37:53.312
					Total Infractions:	**4**
88	Santiago BAZTARRICA	TC Racing	1	Turn 2	5	15:09:07.297
88	Santiago BAZTARRICA	TC Racing	2	Turn 2	8	15:21:34.443
					Total Infractions:	**2**
91	Lorenzo CAMPOS	Monlau Motorsport	1	Turn 2	11	15:33:23.782
91	Lorenzo CAMPOS	Monlau Motorsport	2	Turn 2	13	15:37:31.053
					Total Infractions:	**2**
99	Thomas STRAUVEN	Griffin Core	1	Turn 2	6	15:11:55.896
99	Thomas STRAUVEN	Griffin Core	2	Turn 2	7	15:14:00.056
99	Thomas STRAUVEN	Griffin Core	3	Turn 2	10	15:22:19.190
					Total Infractions:	**3**

TOTAL TRACK LIMITS: **103**

Published at: XX:XX **15:50**

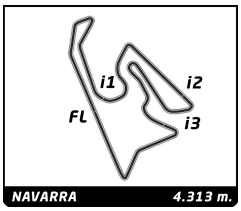

ROUND 2 - NAVARRA

F4Spain

PREVIOUS TEST 3

Weather Report

Air Temperature

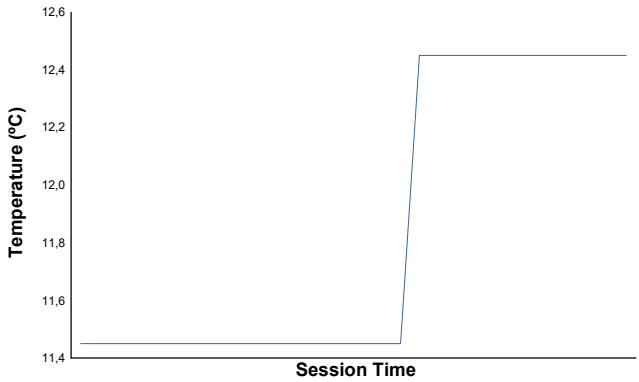

Track Temperature

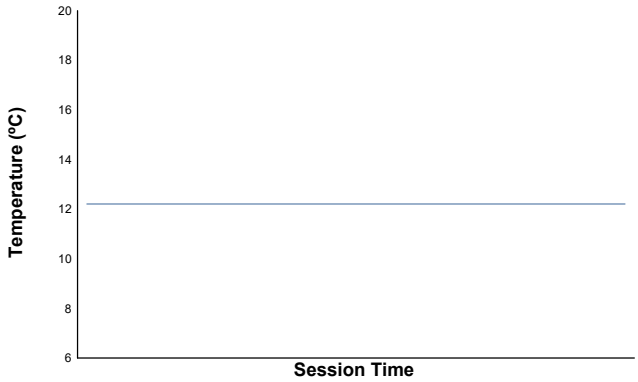

Humidity

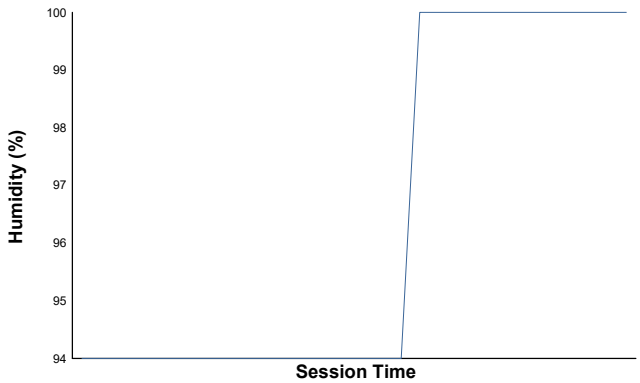

Pressure

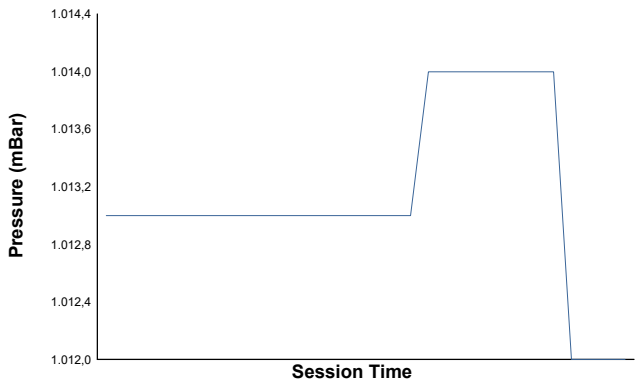

Wind Speed

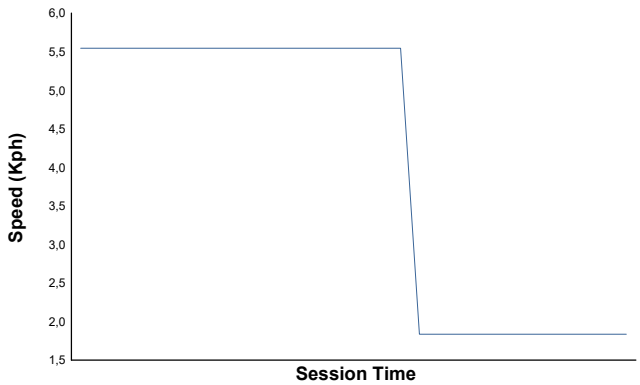

Wind Direction

North=0º/360º East=90º South=180º West=270º



Track Status: **WET**

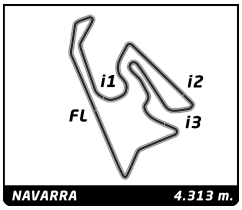

F4Spain
ROUND 2 - NAVARRA
PREVIOUS TEST 3

Race Director Report

Hour	Flag	Message
14:58:02		FAST LANE OPEN
14:59:59		PIT LANE OPEN
15:02:45		WET LIGHTS ON - CAR #33
15:05:25		WET LIGHTS ON - CAR #33 #23
15:06:38		WET LIGHTS ON - CAR #23

Published at: **15:50**

Race Director:
David RODRÍGUEZ

Timekeeper:
Alberto ESTÉBANEZ

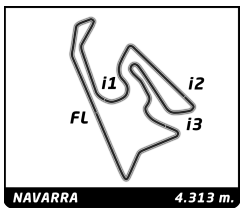

F4Spain
ROUND 2 - NAVARRA
COMBINED PREVIOUS TEST

Classification

	No	Driver	Nat	Team	Cl.	PT1	PT2	PT3	Time	Gap	
1	23	**Jan PRZYROWSKI**	POL	Griffin Core		**1:45.971**	2:05.953	2:02.867	**1:45.971**		
2	99	**Thomas STRAUVEN**	BEL	Griffin Core		**1:45.971**	2:05.111	2:01.614	**1:45.971**	0.000	0.000
3	4	**Ean EYCKMANS**	BEL	MP Motorsport	R	**1:46.121**	2:04.667	2:01.325	**1:46.121**	0.150	0.150
4	5	**Miguel COSTA**	BRA	Campos Racing	R	**1:46.147**	2:05.860	2:01.669	**1:46.147**	0.176	0.026
5	81	**Noah MONTEIRO**	PRT	Campos Racing	R	**1:46.153**	2:07.877	2:01.993	**1:46.153**	0.182	0.006
6	2	**Vivek KANTHAN**	USA	Campos Racing	R	**1:46.247**	2:05.863	2:02.172	**1:46.247**	0.276	0.094
7	19	**Matus RYBA**	SVK	Griffin Core		**1:46.252**	2:07.336	2:01.559	**1:46.252**	0.281	0.005
8	10	**Niklas SCHAUFLER**	AUT	KCL MP Motorsport	R	**1:46.305**	2:04.319	2:01.209	**1:46.305**	0.334	0.053
9	46	**Nathan TYE**	GBR	Rodin Motorsport		**1:46.349**	2:05.663	2:02.834	**1:46.349**	0.378	0.044
10	9	**René LAMMERS**	NLD	MP Motorsport		**1:46.363**	2:04.007	2:00.870	**1:46.363**	0.392	0.014
11	25	**Francisco MONARCA**	ARG	Monlau Motorsport	R	**1:46.406**	2:06.225	2:02.692	**1:46.406**	0.435	0.043
12	77	**Andrej PETROVIC**	SRB	T-Code by Amtog		**1:46.424**	2:06.948	2:01.637	**1:46.424**	0.453	0.018
13	11	**Reno FRANCOT**	NLD	KCL MP Motorsport		**1:46.461**	2:04.134	2:01.366	**1:46.461**	0.490	0.037
14	33	**Christopher EL FEGHALI**	LBN	Drivex	R	**1:46.478**	2:06.019	2:01.926	**1:46.478**	0.507	0.017
15	78	**Alfio SPINA**	ITA	TC Racing		**1:46.562**	2:04.883	2:01.026	**1:46.562**	0.591	0.084
16	41	**Stepan SUSLOV**	SWE	DXR	R	**1:46.584**	2:06.974	2:02.565	**1:46.584**	0.613	0.022
17	48	**Gino TRAPPA**	ARG	Drivex		**1:46.606**	2:05.231	2:02.443	**1:46.606**	0.635	0.022
18	37	**Filippo FIORENTINO**	BRA	Drivex		**1:46.659**	2:06.152	2:02.599	**1:46.659**	0.688	0.053
19	91	**Lorenzo CAMPOS**	AGO	Monlau Motorsport	R	**1:46.710**	2:05.453	2:02.674	**1:46.710**	0.739	0.051
20	22	**Juan COTA**	ESP	MP Motorsport		**1:46.716**	2:05.389	2:01.634	**1:46.716**	0.745	0.006
21	6	**Sacha VAN'T PAD BOSCH**	NLD	T-Code by Amtog	R	**1:46.764**	2:07.133	2:03.510	**1:46.764**	0.793	0.048
22	57	**Kaiden HIGGINS**	ARE	DXR	R	**1:46.809**	2:07.639	2:03.123	**1:46.809**	0.838	0.045
23	27	**Alexander JACOBY**	BRA	Monlau Motorsport		**1:46.932**	2:05.650	2:02.802	**1:46.932**	0.961	0.123
24	24	**Kyuho LEE**	KOR	Rodin Motorsport	R	**1:47.029**	2:06.172	2:03.014	**1:47.029**	1.058	0.097
25	39	**Santino PANETTA**	ARG	TC Racing	R	**1:47.099**	2:05.203	2:02.534	**1:47.099**	1.128	0.070
26	88	**Santiago BAZTARRICA**	ARG	TC Racing		**1:47.182**	2:07.888	2:02.779	**1:47.182**	1.211	0.083
27	17	**Nacho TUÑON**	ESP	Tecnicar by Amtog	R	**1:47.197**	2:07.398	2:04.074	**1:47.197**	1.226	0.015
28	32	**Wiktor DOBRZANSKI**	POL	Tecnicar by Amtog		**1:47.373**	2:08.618	2:03.387	**1:47.373**	1.402	0.176
29	70	**Aleksandar BOGUNOVIC**	SVN	GRS Team	R	**1:47.532**	2:06.737	2:02.474	**1:47.532**	1.561	0.159
30	71	**Daniel DALLAKYAN**	ARM	GRS Team	R	**1:47.885**	2:09.372	2:03.292	**1:47.885**	1.914	0.353
31	1	**Hudson SCHWARTZ**	USA	KCL MP Motorsport		**1:48.039**	2:05.284	2:02.393	**1:48.039**	2.068	0.154

Race Director:
David RODRÍGUEZ

Timekeeper:
Alberto ESTÉBANEZ

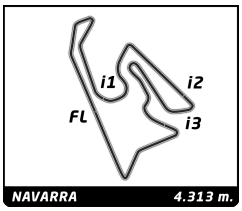

F4Spain
ROUND 2 - NAVARRA
FREE PRACTICE

Classification

	No	Driver	Nat	Team	Car	Cl.	Time	Lap	Total	Gap		Kph
1	99	Thomas STRAUVEN	BEL	Griffin Core	Tatuus F4 T -421		1:46.230	7	11	-	-	146.2
2	23	Jan PRZYROWSKI	POL	Griffin Core	Tatuus F4 T -421		1:46.332	10	12	+0.102	+0.102	146.0
3	9	René LAMMERS	NLD	MP Motorsport	Tatuus F4 T -421		1:46.454	15	15	+0.224	+0.122	145.9
4	4	Ean EYCKMANS	BEL	MP Motorsport	Tatuus F4 T -421	R	1:46.526	16	16	+0.296	+0.072	145.8
5	46	Nathan TYE	GBR	Rodin Motorsport	Tatuus F4 T -421		1:46.546	12	14	+0.316	+0.020	145.7
6	1	Hudson SCHWARTZ	USA	KCL MP Motorsport	Tatuus F4 T -421		1:46.558	16	16	+0.328	+0.012	145.7
7	81	Noah MONTEIRO	PRT	Campos Racing	Tatuus F4 T -421	R	1:46.592	8	11	+0.362	+0.034	145.7
8	2	Vivek KANTHAN	USA	Campos Racing	Tatuus F4 T -421	R	1:46.700	12	12	+0.470	+0.108	145.5
9	11	Reno FRANCOT	NLD	KCL MP Motorsport	Tatuus F4 T -421		1:46.730	6	11	+0.500	+0.030	145.5
10	5	Miguel COSTA	BRA	Campos Racing	Tatuus F4 T -421	R	1:46.735	11	13	+0.505	+0.005	145.5
11	77	Andrej PETROVIC	SRB	T-Code by Amtog	Tatuus F4 T -421		1:46.746	13	13	+0.516	+0.011	145.5
12	22	Juan COTA	ESP	MP Motorsport	Tatuus F4 T -421		1:46.816	9	12	+0.586	+0.070	145.4
13	48	Gino TRAPPA	ARG	Drivex	Tatuus F4 T -421		1:46.827	9	13	+0.597	+0.011	145.3
14	19	Matus RYBA	SVK	Griffin Core	Tatuus F4 T -421		1:46.891	10	13	+0.661	+0.064	145.3
15	91	Lorenzo CAMPOS	AGO	Monlau Motorsport	Tatuus F4 T -421	R	1:46.925	12	12	+0.695	+0.034	145.2
16	10	Niklas SCHAUFLER	AUT	KCL MP Motorsport	Tatuus F4 T -421	R	1:46.956	11	12	+0.726	+0.031	145.2
17	25	Francisco MONARCA	ARG	Monlau Motorsport	Tatuus F4 T -421	R	1:46.962	10	11	+0.732	+0.006	145.2
18	37	Filippo FIORENTINO	BRA	Drivex	Tatuus F4 T -421		1:47.359	8	10	+1.129	+0.397	144.6
19	6	Sacha VAN'T PAD BOSCH	NLD	T-Code by Amtog	Tatuus F4 T -421	R	1:47.391	11	15	+1.161	+0.032	144.6
20	41	Stepan SUSLOV	SWE	DXR	Tatuus F4 T -421	R	1:47.422	9	13	+1.192	+0.031	144.5
21	27	Alexander JACOBY	BRA	Monlau Motorsport	Tatuus F4 T -421		1:47.581	14	15	+1.351	+0.159	144.3
22	17	Nacho TUÑON	ESP	Tecnicar by Amtog	Tatuus F4 T -421	R	1:47.619	14	14	+1.389	+0.038	144.3
23	78	Alfio SPINA	ITA	TC Racing	Tatuus F4 T -421		1:47.656	13	15	+1.426	+0.037	144.2
24	24	Kyuho LEE	KOR	Rodin Motorsport	Tatuus F4 T -421	R	1:47.687	13	13	+1.457	+0.031	144.2
25	57	Kaiden HIGGINS	ARE	DXR	Tatuus F4 T -421	R	1:47.706	12	13	+1.476	+0.019	144.2
26	32	Wiktor DOBRZANSKI	POL	Tecnicar by Amtog	Tatuus F4 T -421		1:47.713	10	14	+1.483	+0.007	144.1
27	88	Santiago BAZTARRICA	ARG	TC Racing	Tatuus F4 T -421		1:47.896	8	15	+1.666	+0.183	143.9
28	39	Santino PANETTA	ARG	TC Racing	Tatuus F4 T -421	R	1:47.956	11	12	+1.726	+0.060	143.8
29	71	Daniel DALLAKYAN	ARM	GRS Team	Tatuus F4 T -421	R	1:48.027	15	15	+1.797	+0.071	143.7
30	70	Aleksandar BOGUNOVIC	SVN	GRS Team	Tatuus F4 T -421	R	1:48.049	10	14	+1.819	+0.022	143.7
31	33	Christopher EL FEGHALI	LBN	Drivex	Tatuus F4 T -421	R	1:52.844	5	5	+6.614	+4.795	137.6

Fastest Lap:	Lap 7	Thomas STRAUVEN	1:46.230	146.2 Kph

Published at: XX:~~XX~~ 9:40

Track Status: DRY

Race Director:
David RODRÍGUEZ

Timekeeper:
Alberto ESTÉBANEZ

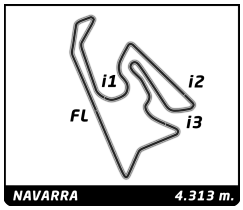

F4Spain
ROUND 2 - NAVARRA
FREE PRACTICE

Classification by Class

	No	Driver	Nat	Team	Car	Time	Lap	Total	Gap		Kph
R											
1	4	**Ean EYCKMANS**	BEL	MP Motorsport	Tatuus F4 T -421	**1:46.526**	16	16			**145.8**
2	81	**Noah MONTEIRO**	PRT	Campos Racing	Tatuus F4 T -421	**1:46.592**	8	11	+0.066	+0.066	**145.7**
3	2	**Vivek KANTHAN**	USA	Campos Racing	Tatuus F4 T -421	**1:46.700**	12	12	+0.174	+0.108	**145.5**
4	5	**Miguel COSTA**	BRA	Campos Racing	Tatuus F4 T -421	**1:46.735**	11	13	+0.209	+0.035	**145.5**
5	91	**Lorenzo CAMPOS**	AGO	Monlau Motorsport	Tatuus F4 T -421	**1:46.925**	12	12	+0.399	+0.190	**145.2**
6	10	**Niklas SCHAUFLER**	AUT	KCL MP Motorsport	Tatuus F4 T -421	**1:46.956**	11	12	+0.430	+0.031	**145.2**
7	25	**Francisco MONARCA**	ARG	Monlau Motorsport	Tatuus F4 T -421	**1:46.962**	10	11	+0.436	+0.006	**145.2**
8	6	**Sacha VAN'T PAD BOSCH**	NLD	T-Code by Amtog	Tatuus F4 T -421	**1:47.391**	11	15	+0.865	+0.429	**144.6**
9	41	**Stepan SUSLOV**	SWE	DXR	Tatuus F4 T -421	**1:47.422**	9	13	+0.896	+0.031	**144.5**
10	17	**Nacho TUÑON**	ESP	Tecnicar by Amtog	Tatuus F4 T -421	**1:47.619**	14	14	+1.093	+0.197	**144.3**
11	24	**Kyuho LEE**	KOR	Rodin Motorsport	Tatuus F4 T -421	**1:47.687**	13	13	+1.161	+0.068	**144.2**
12	57	**Kaiden HIGGINS**	ARE	DXR	Tatuus F4 T -421	**1:47.706**	12	13	+1.180	+0.019	**144.2**
13	39	**Santino PANETTA**	ARG	TC Racing	Tatuus F4 T -421	**1:47.956**	11	12	+1.430	+0.250	**143.8**
14	71	**Daniel DALLAKYAN**	ARM	GRS Team	Tatuus F4 T -421	**1:48.027**	15	15	+1.501	+0.071	**143.7**
15	70	**Aleksandar BOGUNOVIC**	SVN	GRS Team	Tatuus F4 T -421	**1:48.049**	10	14	+1.523	+0.022	**143.7**
16	33	**Christopher EL FEGHALI**	LBN	Drivex	Tatuus F4 T -421	**1:52.844**	5	5	+6.318	+4.795	**137.6**

Published at: XX:XX **9:40**

Track Status: **DRY**

Race Director:
David RODRÍGUEZ

Timekeeper:
Alberto ESTÉBANEZ

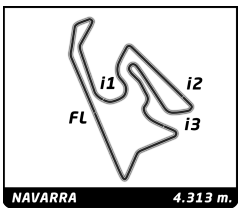

F4Spain
ROUND 2 - NAVARRA
FREE PRACTICE

Best Top Speed

				Top 1		Top 2		Top 3		Top 4		Top 5		
No	Driver	Team	Class	Kph	Lap	Kph	Lap	Kph	Lap	Kph	Lap	Kph	Lap	Avg
19	Matus RYBA	Griffin Core		**220.6**	6	219.5	12	217.1	10	216.0	8	216.0	4	217,8
32	Wiktor DOBRZANSKI	Tecnicar by Amtog		**219.5**	14	219.5	11	219.5	7	218.3	9	217.1	12	218,8
6	Sacha VAN'T PAD BOSCH	T-Code by Amtog	R	**218.3**	10	217.1	15	217.1	9	217.1	8	216.0	13	217,1
9	René LAMMERS	MP Motorsport		**218.3**	11	217.1	15	217.1	12	216.0	10	214.9	14	216,7
71	Daniel DALLAKYAN	GRS Team	R	**218.3**	12	216.0	9	214.9	13	213.8	15	213.8	10	215,4
2	Vivek KANTHAN	Campos Racing	R	**217.1**	9	216.0	12	214.9	10	214.9	8	213.8	11	215,3
5	Miguel COSTA	Campos Racing	R	**217.1**	11	217.1	10	217.1	9	214.9	12	214.9	8	216,2
24	Kyuho LEE	Rodin Motorsport	R	**217.1**	11	216.0	10	216.0	9	214.9	12	214.9	8	215,8
1	Hudson SCHWARTZ	KCL MP Motorsport		**216.0**	16	216.0	15	216.0	14	216.0	12	216.0	11	216,0
4	Ean EYCKMANS	MP Motorsport	R	**216.0**	16	216.0	15	216.0	13	216.0	12	214.9	14	215,8
11	Reno FRANCOT	KCL MP Motorsport		**216.0**	11	216.0	10	214.9	7	213.8	9	212.6	8	214,7
17	Nacho TUÑON	Tecnicar by Amtog	R	**216.0**	9	214.9	8	213.8	13	211.5	12	211.5	7	213,5
23	Jan PRZYROWSKI	Griffin Core		**216.0**	12	216.0	10	216.0	9	214.9	11	214.9	8	215,6
48	Gino TRAPPA	Drivex		**216.0**	13	216.0	11	214.9	12	214.9	10	214.9	9	215,3
77	Andrej PETROVIC	T-Code by Amtog		**216.0**	11	216.0	6							216,0
10	Niklas SCHAUFLER	KCL MP Motorsport	R	**214.9**	12	214.9	9	214.9	7	214.9	5	213.8	6	214,7
22	Juan COTA	MP Motorsport		**214.9**	12	214.9	10	214.9	8	213.8	9	213.8	7	214,5
37	Filippo FIORENTINO	Drivex		**214.9**	9	213.8	10	213.8	6	213.8	4	212.6	8	213,8
46	Nathan TYE	Rodin Motorsport		**214.9**	9	213.8	13	213.8	12	213.8	8	213.8	7	214,0
41	Stepan SUSLOV	DXR	R	**213.8**	12	213.8	9	212.6	13	212.6	11	212.6	10	213,1
78	Alfio SPINA	TC Racing		**213.8**	11	213.8	8	212.6	15	212.6	12	211.5	14	212,9
88	Santiago BAZTARRICA	TC Racing		**212.6**	13	211.5	15	211.5	9	210.5	14	210.5	11	211,3
70	Aleksandar BOGUNOVIC	GRS Team	R	**211.5**	9	210.5	12	209.4	13	209.4	3	208.3	11	209,8
39	Santino PANETTA	TC Racing	R	**210.5**	8	209.4	11	208.3	12	208.3	9	207.3	10	208,8
91	Lorenzo CAMPOS	Monlau Motorsport	R	**210.5**	11	210.5	10	210.5	9	210.5	8	209.4	12	210,3
33	Christopher EL FEGHALI	Drivex	R	**208.3**	4	208.3	5	207.3	3	200.2	2	160.9	1	197,0
25	Francisco MONARCA	Monlau Motorsport	R											
27	Alexander JACOBY	Monlau Motorsport												
57	Kaiden HIGGINS	DXR	R											
81	Noah MONTEIRO	Campos Racing	R											
99	Thomas STRAUVEN	Griffin Core												

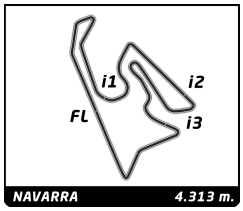

F4Spain
ROUND 2 - NAVARRA
FREE PRACTICE

Best Sector Times

	Sector 1			Sector 2			Sector 3			Sector 4							
Pos	No	Driver	Time	No	Driver	Time	No	Driver	Time	No	Driver	Time	Pos	No	Ideal Lap	Best Lap	
1	99	T.STRAUVEN	26.400	23	J.PRZYROWSKI	22.950	23	J.PRZYROWSKI	30.449	99	T.STRAUVEN	26.192	1	99	1:46.161	1:46.230	(1)
2	9	R.LAMMERS	26.433	99	T.STRAUVEN	22.969	4	E.EYCKMANS	30.503	9	R.LAMMERS	26.327	2	23	1:46.226	1:46.332	(2)
3	81	N.MONTEIRO	26.450	46	N.TYE	22.971	1	H.SCHWARTZ	30.528	4	E.EYCKMANS	26.344	3	4	1:46.379	1:46.526	(4)
4	23	J.PRZYROWSKI	26.457	19	M.RYBA	22.992	22	J.COTA	30.550	46	N.TYE	26.346	4	1	1:46.392	1:46.558	(6)
5	77	A.PETROVIC	26.466	1	H.SCHWARTZ	23.002	11	R.FRANCOT	30.554	81	N.MONTEIRO	26.349	5	9	1:46.407	1:46.454	(3)
6	4	E.EYCKMANS	26.475	81	N.MONTEIRO	23.022	9	R.LAMMERS	30.592	5	M.COSTA	26.359	6	46	1:46.437	1:46.546	(5)
7	1	H.SCHWARTZ	26.492	2	V.KANTHAN	23.025	99	T.STRAUVEN	30.600	23	J.PRZYROWSKI	26.370	7	81	1:46.476	1:46.592	(7)
8	46	N.TYE	26.506	5	M.COSTA	23.041	46	N.TYE	30.614	1	H.SCHWARTZ	26.370	8	22	1:46.504	1:46.816	(12)
9	48	G.TRAPPA	26.519	9	R.LAMMERS	23.055	2	V.KANTHAN	30.615	22	J.COTA	26.374	9	2	1:46.557	1:46.700	(8)
10	22	J.COTA	26.522	4	E.EYCKMANS	23.057	77	A.PETROVIC	30.618	11	R.FRANCOT	26.383	10	11	1:46.591	1:46.730	(9)
11	2	V.KANTHAN	26.530	22	J.COTA	23.058	5	M.COSTA	30.655	2	V.KANTHAN	26.387	11	5	1:46.600	1:46.735	(10)
12	91	L.CAMPOS	26.537	10	N.SCHAUFLER	23.092	81	N.MONTEIRO	30.655	25	F.MONARCA	26.412	12	77	1:46.669	1:46.746	(11)
13	5	M.COSTA	26.545	11	R.FRANCOT	23.092	10	N.SCHAUFLER	30.702	48	G.TRAPPA	26.415	13	10	1:46.794	1:46.956	(16)
14	11	R.FRANCOT	26.562	37	F.FIORENTINO	23.098	37	F.FIORENTINO	30.702	10	N.SCHAUFLER	26.419	14	19	1:46.825	1:46.891	(14)
15	10	N.SCHAUFLER	26.581	48	G.TRAPPA	23.118	6	S.VAN'T PAD BOSCH	30.738	77	A.PETROVIC	26.424	15	48	1:46.825	1:46.827	(13)
16	19	M.RYBA	26.592	91	L.CAMPOS	23.120	91	L.CAMPOS	30.770	6	S.VAN'T PAD BOSCH	26.447	16	91	1:46.900	1:46.925	(15)
17	6	S.VAN'T PAD BOSCH	26.615	25	F.MONARCA	23.122	48	G.TRAPPA	30.773	57	K.HIGGINS	26.450	17	25	1:46.954	1:46.962	(17)
18	25	F.MONARCA	26.620	78	A.SPINA	23.131	19	M.RYBA	30.776	19	M.RYBA	26.465	18	37	1:46.965	1:47.359	(18)
19	41	S.SUSLOV	26.654	39	S.PANETTA	23.159	25	F.MONARCA	30.800	24	K.LEE	26.471	19	6	1:47.061	1:47.391	(19)
20	27	A.JACOBY	26.661	77	A.PETROVIC	23.161	27	A.JACOBY	30.832	37	F.FIORENTINO	26.471	20	27	1:47.166	1:47.581	(21)
21	37	F.FIORENTINO	26.694	27	A.JACOBY	23.173	70	A.BOGUNOVIC	30.854	91	L.CAMPOS	26.473	21	41	1:47.244	1:47.422	(20)
22	39	S.PANETTA	26.710	41	S.SUSLOV	23.203	71	D.DALLAKYAN	30.857	27	A.JACOBY	26.500	22	24	1:47.325	1:47.687	(24)
23	78	A.SPINA	26.717	88	S.BAZTARRICA	23.212	57	K.HIGGINS	30.858	41	S.SUSLOV	26.504	23	57	1:47.349	1:47.706	(25)
24	24	K.LEE	26.730	17	N.TUÑON	23.232	88	S.BAZTARRICA	30.859	17	N.TUÑON	26.554	24	78	1:47.362	1:47.656	(23)
25	32	W.DOBRZANSKI	26.739	24	K.LEE	23.248	39	S.PANETTA	30.866	78	A.SPINA	26.632	25	17	1:47.435	1:47.619	(22)
26	17	N.TUÑON	26.756	71	D.DALLAKYAN	23.251	24	K.LEE	30.876	32	W.DOBRZANSKI	26.640	26	39	1:47.480	1:47.956	(28)
27	57	K.HIGGINS	26.782	57	K.HIGGINS	23.259	78	A.SPINA	30.882	71	D.DALLAKYAN	26.675	27	32	1:47.544	1:47.713	(26)
28	70	A.BOGUNOVIC	26.895	6	S.VAN'T PAD BOSCH	23.261	41	S.SUSLOV	30.883	88	S.BAZTARRICA	26.685	28	88	1:47.678	1:47.896	(27)
29	88	S.BAZTARRICA	26.922	32	W.DOBRZANSKI	23.270	17	N.TUÑON	30.893	39	S.PANETTA	26.745	29	71	1:47.707	1:48.027	(29)
30	71	D.DALLAKYAN	26.924	70	A.BOGUNOVIC	23.338	32	W.DOBRZANSKI	30.895	70	A.BOGUNOVIC	26.800	30	70	1:47.887	1:48.049	(30)
31	33	C.EL FEGHALI	27.488	33	C.EL FEGHALI	24.441	33	C.EL FEGHALI	32.472	33	C.EL FEGHALI	27.369	31	33	1:51.770	1:52.844	(31)

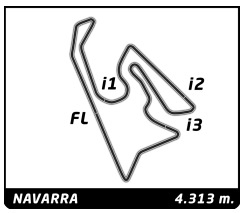

F4Spain
ROUND 2 - NAVARRA
FREE PRACTICE

Fastest Lap Sequence

Elapsed	No	Driver	Team	Car	Class	Time	Kph	Lap
4:01.451	9	René LAMMERS	MP Motorsport	Tatuus F4 T -421		**1:52.021**	138.6	2
4:06.361	4	Ean EYCKMANS	MP Motorsport	Tatuus F4 T -421	R	**1:50.828**	140.1	2
5:50.678	9	René LAMMERS	MP Motorsport	Tatuus F4 T -421		**1:49.227**	142.2	3
5:54.479	4	Ean EYCKMANS	MP Motorsport	Tatuus F4 T -421	R	**1:48.118**	143.6	3
7:41.917	4	Ean EYCKMANS	MP Motorsport	Tatuus F4 T -421	R	**1:47.438**	144.5	4
10:09.560	99	Thomas STRAUVEN	Griffin Core	Tatuus F4 T -421		**1:47.365**	144.6	4
11:24.173	1	Hudson SCHWARTZ	KCL MP Motorsport	Tatuus F4 T -421		**1:47.346**	144.6	6
11:56.600	99	Thomas STRAUVEN	Griffin Core	Tatuus F4 T -421		**1:47.040**	145.1	5
11:59.953	23	Jan PRZYROWSKI	Griffin Core	Tatuus F4 T -421		**1:46.940**	145.2	5
13:46.664	23	Jan PRZYROWSKI	Griffin Core	Tatuus F4 T -421		**1:46.711**	145.5	6
15:29.912	99	Thomas STRAUVEN	Griffin Core	Tatuus F4 T -421		**1:46.230**	146.2	7

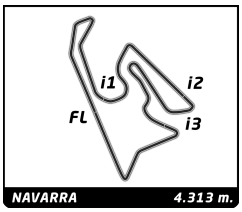

F4Spain
ROUND 2 - NAVARRA
FREE PRACTICE

Flag Analysis

	Flag	Time
	GREEN FLAG	09:00:00.000
	YELLOW FLAG AT SECTOR 1	09:24:39.276
	CHEQUERED FLAG	09:30:00.000

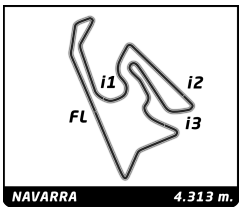

F4Spain
ROUND 2 - NAVARRA
FREE PRACTICE

Sector Analysis

__ Invalidated Lap Personal Best Session Best **B** Crossing the pit lane

1 Hudson SCHWARTZ — USA
KCL MP Motorsport — Tatuus F4 T -421

Lap	Time	Sector 1	Sector 2	Sector 3	Sector 4	T.Spd
1	2:16.831	47.230	26.333	33.832	29.436	164.2
2	1:52.241	28.395	24.235	32.405	27.206	210.5
3	1:50.590	27.241	24.665	31.830	26.854	214.9
4	1:48.976	27.129	23.800	31.387	26.660	212.6
5	1:48.189	26.898	23.501	31.166	26.624	213.8
6	1:47.346	26.850	23.224	30.740	26.532	212.6
7	1:47.039	26.767	23.076	30.768	26.428	213.8
8	3:10.875 **B**	26.747	23.291	30.792	1:50.045	214.9
9	2:04.645	35.029	26.052	35.952	27.612	166.2
10	1:49.121	27.344	23.458	31.534	26.785	213.8
11	1:47.598	26.857	23.194	30.924	26.623	216.0
12	1:46.962	26.678	23.134	30.664	26.486	216.0
13	1:46.691	26.632	23.041	30.551	26.467	214.9
14	1:46.613	26.675	23.002	30.528	26.408	216.0
15	1:46.650	26.561	23.040	30.642	26.407	216.0
16	1:46.558	26.492	23.127	30.569	26.370	216.0

2 Vivek KANTHAN — USA
Campos Racing — Tatuus F4 T -421

Lap	Time	Sector 1	Sector 2	Sector 3	Sector 4	T.Spd
1	4:47.008	3:18.232	26.704	33.812	28.260	154.9
2	1:55.684	29.168	24.640	34.074	27.802	188.3
3	1:49.654	27.398	24.115	31.425	26.716	213.8
4	1:48.760	27.049	23.462	31.364	26.885	210.5
5	1:47.647	26.936	23.331	30.896	26.484	209.4
6	1:47.281	26.689	23.259	30.844	26.489	213.8
7	1:47.035	26.714	23.025	30.849	26.447	213.8
8	1:46.977	26.617	23.098	30.760	26.502	214.9
9	1:47.185	26.567	23.179	30.840	26.599	217.1
10	1:46.768	26.530	23.028	30.639	26.571	214.9
11	1:46.758	26.535	23.101	30.735	26.387	213.8
12	1:46.700	26.553	23.031	30.615	26.501	216.0

4 Ean EYCKMANS — BEL
MP Motorsport — Tatuus F4 T -421

Lap	Time	Sector 1	Sector 2	Sector 3	Sector 4	T.Spd
1	2:15.533	46.888	26.259	34.021	28.365	162.9
2	1:50.828	28.081	24.082	31.580	27.085	209.4
3	1:48.118	27.047	23.241	31.194	26.636	209.4
4	1:47.438	26.874	23.176	30.853	26.535	211.5
5	1:47.118	26.683	23.168	30.657	26.610	212.6
6	1:47.396	26.742	23.067	30.908	26.679	212.6
7	3:34.014 **B**	26.713	23.239	31.776	2:12.286	212.6
8	2:07.931	37.224	28.386	33.341	28.980	155.5
9	1:58.026	28.494	24.869	33.817	30.846	213.8
10	1:47.502	26.875	23.243	30.800	26.584	212.6
11	1:46.998	26.728	23.225	30.598	26.447	213.8
12	1:50.024	26.593	23.234	30.896	29.301	216.0
13	1:46.843	26.520	23.197	30.631	26.495	216.0
14	1:46.888	26.539	23.192	30.746	26.411	214.9
15	1:46.530	26.517	23.057	30.503	26.453	216.0
16	1:46.526	26.475	23.160	30.547	26.344	216.0

5 Miguel COSTA — BRA
Campos Racing — Tatuus F4 T -421

Lap	Time	Sector 1	Sector 2	Sector 3	Sector 4	T.Spd
1	4:41.020	3:11.411	26.640	34.489	28.480	158.5
2	1:57.660	29.642	25.041	34.601	28.376	183.2
3	1:49.866	27.450	23.927	31.637	26.852	211.5
4	1:48.170	27.017	23.460	31.094	26.599	208.3
5	1:47.882	26.911	23.511	30.956	26.504	212.6
6	1:47.284	26.786	23.205	30.815	26.478	212.6
7	1:46.974	26.676	23.102	30.702	26.494	214.9
8	1:46.860	26.550	23.228	30.723	26.359	214.9
9	1:46.863	26.591	23.114	30.717	26.441	217.1
10	1:46.737	26.522	23.083	30.655	26.477	217.1
11	1:46.735	26.570	23.041	30.691	26.433	217.1
12	2:34.402 **B**	26.545	23.057	30.868	1:13.932	214.9
13	2:17.022 **B**	40.608	23.295	30.824	42.295	166.8

6 Sacha VAN'T PAD BOSCH — NLD
T-Code by Amtog — Tatuus F4 T -421

Lap	Time	Sector 1	Sector 2	Sector 3	Sector 4	T.Spd
1	5:49.731 **B**	3:48.663	28.246	35.105	57.717	134.1
2	1:57.183	34.100	24.340	31.772	26.971	
3	1:50.673	27.201	24.490	32.216	26.766	209.4
4	1:50.076	27.043	24.805	31.522	26.706	212.6
5	1:48.371	27.118	23.425	31.110	26.718	211.5
6	1:48.179	26.956	23.396	31.172	26.655	211.5
7	1:47.950	26.719	23.560	31.057	26.614	216.0
8	1:47.522	26.760	23.261	30.788	26.713	217.1
9	1:47.425	26.707	23.362	30.909	26.447	217.1
10	1:47.460	26.615	23.546	30.750	26.549	218.3
11	1:47.391	26.732	23.290	30.793	26.576	216.0
12	1:47.620	26.700	23.345	30.940	26.635	213.8
13	1:47.800	26.780	23.388	30.979	26.653	216.0
14	1:47.681	26.856	23.506	30.738	26.581	213.8
15	1:47.833	26.813	23.571	30.912	26.537	217.1

9 René LAMMERS — NLD
MP Motorsport — Tatuus F4 T -421

Lap	Time	Sector 1	Sector 2	Sector 3	Sector 4	T.Spd
1	2:09.430	44.386	24.900	32.663	27.481	148.7
2	1:52.021	28.865	23.713	32.343	27.100	190.0
3	1:49.227	27.388	23.543	31.531	26.765	211.5
4	1:49.876	27.031	24.248	31.673	26.924	210.5
5	3:35.717 **B**	26.902	23.257	31.152	2:14.406	211.5
6	2:14.738	42.731	27.951	34.358	29.698	80.3
7	1:53.314	29.164	24.667	32.313	27.170	192.7
8	1:47.826	27.095	23.194	31.048	26.489	212.6
9	1:46.965	26.691	23.137	30.715	26.422	214.9
10	1:46.762	26.474	23.086	30.782	26.420	216.0
11	1:46.719	26.455	23.117	30.619	26.528	218.3
12	1:46.648	26.461	23.135	30.602	26.450	217.1
13	1:46.554	26.433	23.055	30.627	26.439	214.9
14	1:46.560	26.552	23.089	30.592	26.327	214.9
15	1:46.454	26.435	23.079	30.597	26.343	217.1

10 Niklas SCHAUFLER — AUT
KCL MP Motorsport — Tatuus F4 T -421

Lap	Time	Sector 1	Sector 2	Sector 3	Sector 4	T.Spd
1	11:44.550	...	29.492	35.498	30.606	144.0
2	2:00.253	31.628	26.248	33.747	28.630	166.8
3	1:49.658	27.181	23.505	32.230	26.742	210.5
4	1:47.574	26.745	23.319	30.934	26.576	211.5
5	1:47.891	26.846	23.135	31.107	26.803	214.9
6	1:47.301	26.676	23.112	30.985	26.528	213.8

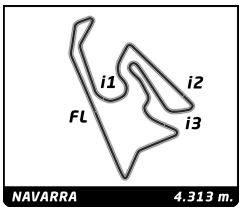

F4Spain
ROUND 2 - NAVARRA
FREE PRACTICE

Sector Analysis

__ Invalidated Lap Personal Best Session Best **B** Crossing the pit lane

Lap	Time	Sector 1	Sector 2	Sector 3	Sector 4	T.Spd
7	1:47.395	26.624	23.306	30.848	26.617	214.9
8	1:47.313	26.648	23.092	31.043	26.530	212.6
9	1:47.307	26.743	23.154	30.780	26.630	214.9
10	1:47.352	26.700	23.222	30.753	26.677	212.6
11	1:46.956	26.581	23.168	30.702	26.505	211.5
12	1:46.994	26.644	23.142	30.789	26.419	214.9

11 Reno FRANCOT — NLD
KCL MP Motorsport — Tatuus F4 T -421

Lap	Time	Sector 1	Sector 2	Sector 3	Sector 4	T.Spd
1	13:08.217	...	26.853	34.784	28.115	135.4
2	1:54.097	28.377	26.226	32.413	27.081	205.2
3	1:48.044	27.117	23.387	30.932	26.608	210.5
4	1:47.096	26.799	23.095	30.707	26.495	212.6
5	1:47.013	26.605	23.101	30.801	26.506	212.6
6	1:46.730	26.591	23.092	30.554	26.493	209.4
7	1:46.839	26.579	23.248	30.629	26.383	214.9
8	1:46.853	26.589	23.146	30.643	26.475	212.6
9	1:54.492	28.323	25.554	33.934	26.681	213.8
10	1:46.738	26.562	23.240	30.596	26.340	216.0
11	1:47.057	26.515	23.257	30.856	26.429	216.0

17 Nacho TUÑON — ESP
Tecnicar by Amtog — Tatuus F4 T -421

Lap	Time	Sector 1	Sector 2	Sector 3	Sector 4	T.Spd
1	5:50.683 **B**	3:49.401	28.167	35.205	57.910	134.6
2	2:00.697	34.485	25.246	33.365	27.601	163.5
3	1:50.676	27.650	23.877	31.956	27.193	207.3
4	1:49.256	27.283	23.625	31.364	26.984	208.3
5	1:48.851	26.970	23.691	31.377	26.813	210.5
6	1:50.995	26.960	24.947	31.882	27.206	210.5
7	1:48.058	26.815	23.387	31.156	26.700	211.5
8	1:48.047	26.896	23.232	31.138	26.781	214.9
9	3:29.742 **B**	26.757	23.297	31.145	2:08.543	216.0
10	1:54.747	32.305	24.083	31.464	26.895	166.2
11	1:47.846	26.756	23.355	31.003	26.732	209.4
12	1:50.743	26.923	25.882	31.180	26.758	211.5
13	1:47.631	26.775	23.250	30.893	26.713	213.8
14	1:47.619	26.800	23.371	30.894	26.554	210.5

19 Matus RYBA — SVK
Griffin Core — Tatuus F4 T -421

Lap	Time	Sector 1	Sector 2	Sector 3	Sector 4	T.Spd
1	5:29.874	3:59.769	26.193	35.134	28.778	158.5
2	1:52.273	28.260	24.417	32.263	27.333	204.2
3	1:49.107	27.334	23.608	31.311	26.854	212.6
4	1:47.662	26.894	23.194	31.010	26.564	216.0
5	1:48.279	26.836	23.633	31.229	26.581	211.5
6	1:49.788	26.728	25.235	31.190	26.635	220.6
7	1:47.265	26.702	23.282	30.776	26.505	213.8
8	1:47.160	26.592	23.231	30.836	26.501	216.0
9	1:47.260	26.719	23.086	30.812	26.643	213.8
10	1:46.891	26.656	22.992	30.778	26.465	217.1
11	1:47.343	26.799	23.104	30.956	26.484	
12	2:34.197 **B**	26.660	23.283	32.180	1:12.074	219.5
13	2:27.610 **B**	46.540	23.927	33.896	43.247	

22 Juan COTA — ESP
MP Motorsport — Tatuus F4 T -421

Lap	Time	Sector 1	Sector 2	Sector 3	Sector 4	T.Spd
1	11:03.992	9:30.820	27.429	36.178	29.565	156.6
2	1:53.338	28.916	24.709	32.500	27.213	185.7
3	1:50.825	27.749	23.624	31.350	28.102	210.5
4	1:47.559	26.815	23.161	30.960	26.623	210.5
5	1:47.124	26.646	23.078	30.902	26.498	212.6
6	1:47.087	26.607	23.155	30.703	26.622	213.8
7	1:47.033	26.674	23.071	30.750	26.538	213.8
8	1:46.873	26.668	23.120	30.550	26.535	214.9
9	1:46.816	26.522	23.128	30.708	26.458	213.8
10	1:46.968	26.757	23.058	30.715	26.438	214.9
11	1:48.382	26.583	24.411	30.879	26.509	212.6
12	1:47.120	26.609	23.161	30.976	26.374	214.9

23 Jan PRZYROWSKI — POL
Griffin Core — Tatuus F4 T -421

Lap	Time	Sector 1	Sector 2	Sector 3	Sector 4	T.Spd
1	4:40.006	3:09.505	27.473	34.401	28.627	163.5
2	1:56.695	29.660	25.028	34.421	27.586	177.7
3	1:48.916	27.272	23.610	31.235	26.799	209.4
4	1:47.396	26.794	23.175	30.771	26.656	210.5
5	1:46.940	26.706	22.950	30.761	26.523	213.8
6	1:46.711	26.653	22.971	30.675	26.412	213.8
7	1:46.514	26.494	22.995	30.619	26.406	212.6
8	1:46.743	26.509	23.239	30.538	26.457	214.9
9	1:46.391	26.457	22.970	30.537	26.427	216.0
10	1:46.332	26.535	22.978	30.449	26.370	216.0
11	1:48.638	26.476	24.770	30.898	26.494	214.9
12	2:44.477 **B**	26.649	23.208	30.685	1:23.935	216.0

24 Kyuho LEE — KOR
Rodin Motorsport — Tatuus F4 T -421

Lap	Time	Sector 1	Sector 2	Sector 3	Sector 4	T.Spd
1	3:02.337 **B**	52.918	26.466	33.927	1:09.026	
2	2:51.654 **B**	55.952	24.774	32.332	58.596	
3	4:07.668 **B**	51.394	23.889	32.081	2:20.304	
4	2:33.353 **B**	40.433	27.945	36.317	48.658	
5	1:58.764	34.130	24.539	32.529	27.566	
6	1:49.383	27.342	23.882	31.349	26.810	210.5
7	1:49.245	26.917	23.449	32.133	26.746	213.8
8	1:51.382	27.400	25.302	31.919	26.761	214.9
9	1:48.197	26.926	23.368	31.246	26.657	216.0
10	2:00.581	27.252	33.524	32.976	26.829	216.0
11	1:47.910	26.834	23.437	31.046	26.593	217.1
12	1:47.613	27.018	23.248	30.876	26.471	214.9
13	1:47.687	26.871	23.300	31.014	26.502	213.8

25 Francisco MONARCA — ARG
Monlau Motorsport — Tatuus F4 T -421

Lap	Time	Sector 1	Sector 2	Sector 3	Sector 4	T.Spd
1	3:13.684	1:44.112	26.400	34.301	28.871	
2	1:54.208	30.053	24.251	32.298	27.606	
3	1:50.501	27.375	24.220	31.794	27.112	
4	1:49.054	27.049	23.702	31.491	26.812	
5	1:48.888	26.927	23.473	31.835	26.653	
6	1:48.133	26.841	23.463	31.102	26.727	
7	1:48.003	26.826	23.371	31.194	26.612	
8	1:47.862	26.725	23.308	31.088	26.741	
9	1:47.603	26.778	23.265	30.988	26.572	
10	1:46.962	26.628	23.122	30.800	26.412	
11	1:53.158	26.620	24.366	35.587	26.585	

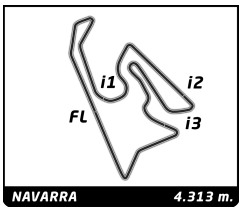

F4Spain
ROUND 2 - NAVARRA
FREE PRACTICE

Sector Analysis

__ Invalidated Lap Personal Best Session Best **B** Crossing the pit lane

27 Alexander JACOBY — BRA
Monlau Motorsport — Tatuus F4 T -421

Lap	Time	Sector 1	Sector 2	Sector 3	Sector 4	T.Spd
1	3:33.148	2:01.873	27.566	34.704	29.005	
2	1:53.721	28.972	24.716	32.649	27.384	
3	1:50.455	27.768	23.745	31.914	27.028	
4	1:50.308	27.292	24.601	31.568	26.847	
5	1:48.430	26.965	23.572	31.186	26.707	
6	1:48.364	26.881	23.454	31.306	26.723	
7	1:53.587	26.842	28.393	31.646	26.706	
8	1:47.687	26.661	23.301	31.225	26.500	
9	1:47.669	26.937	23.283	30.911	26.538	
10	1:48.222	26.674	23.947	30.981	26.620	
11	1:47.638	26.733	23.501	30.832	26.572	
12	1:47.587	26.722	23.173	30.959	26.733	
13	1:50.139	26.734	23.257	33.470	26.678	
14	1:47.581	26.663	23.436	30.897	26.585	
15	1:47.854	26.738	23.337	31.009	26.770	

32 Wiktor DOBRZANSKI — POL
Tecnicar by Amtog — Tatuus F4 T -421

Lap	Time	Sector 1	Sector 2	Sector 3	Sector 4	T.Spd
1	5:51.925 **B**	3:50.117	28.495	34.694	58.619	
2	1:59.913	34.206	25.099	32.915	27.693	
3	1:51.849	27.517	25.601	31.733	26.998	213.8
4	1:50.403	27.659	24.259	31.536	26.949	217.1
5	1:49.206	27.142	23.549	31.694	26.821	207.3
6	1:48.482	27.087	23.392	31.279	26.724	213.8
7	1:49.196	27.498	23.572	31.351	26.775	219.5
8	1:48.310	26.919	23.442	31.213	26.736	214.9
9	1:48.506	27.017	23.361	31.217	26.911	218.3
10	1:47.713	26.894	23.270	30.895	26.654	207.3
11	1:47.996	26.827	23.389	30.994	26.786	219.5
12	1:53.516	26.866	25.262	34.461	26.927	217.1
13	1:48.728	26.801	23.649	31.464	26.814	210.5
14	1:47.788	26.739	23.404	31.005	26.640	219.5

33 Christopher EL FEGHALI — LBN
Drivex — Tatuus F4 T -421

Lap	Time	Sector 1	Sector 2	Sector 3	Sector 4	T.Spd
1	4:44.142	3:14.767	25.970	34.949	28.456	160.9
2	2:07.477	28.485	25.482	40.082	33.428	200.2
3	1:54.123	27.709	26.114	32.931	27.369	207.3
4	1:55.706	27.603	24.441	36.166	27.496	208.3
5	1:52.844	27.511	24.495	33.308	27.530	208.3

37 Filippo FIORENTINO — BRA
Drivex — Tatuus F4 T -421

Lap	Time	Sector 1	Sector 2	Sector 3	Sector 4	T.Spd
1	13:09.057	...	26.902	35.095	28.008	161.6
2	1:53.946	28.020	26.571	32.510	26.845	205.2
3	1:48.557	27.086	23.571	31.182	26.718	212.6
4	1:47.222	26.701	23.179	30.758	26.584	213.8
5	1:47.306	26.787	23.098	30.837	26.584	212.6
6	1:47.409	26.694	23.264	30.811	26.640	213.8
7	1:53.014	26.889	25.488	34.166	26.471	212.6
8	1:47.359	26.821	23.207	30.821	26.510	212.6
9	1:48.121	26.892	23.533	30.978	26.718	214.9
10	1:47.508	26.951	23.340	30.702	26.515	213.8

39 Santino PANETTA — ARG
TC Racing — Tatuus F4 T -421

Lap	Time	Sector 1	Sector 2	Sector 3	Sector 4	T.Spd
1	2:28.614 **B**	42.369	26.321	33.934	45.990	138.2
2	1:57.712	33.014	24.799	32.609	27.290	167.5
3	1:49.812	27.609	23.573	31.715	26.915	206.2
4	1:49.368	27.323	23.867	31.438	26.740	
5	1:48.077	27.051	23.415	30.866	26.745	207.3
6	1:48.072	27.001	23.159	31.000	26.912	206.2
7	1:47.967	26.941	23.277	30.999	26.750	205.2
8	1:48.844	26.841	24.260	30.982	26.761	210.5
9	1:47.648	26.645	23.261	31.022	26.720	208.3
10	1:47.705	26.710	23.233	30.905	26.857	207.3
11	1:47.956	26.857	23.278	30.986	26.835	209.4
12	1:48.101	26.995	23.258	31.090	26.758	208.3

41 Stepan SUSLOV — SWE
DXR — Tatuus F4 T -421

Lap	Time	Sector 1	Sector 2	Sector 3	Sector 4	T.Spd
1	4:44.547	3:16.251	25.722	34.241	28.333	161.6
2	1:56.460	28.805	25.099	33.462	29.094	197.3
3	1:49.927	27.509	23.701	31.745	26.972	210.5
4	1:51.047	27.005	24.440	31.607	27.995	211.5
5	1:48.569	26.982	23.503	31.290	26.794	212.6
6	1:47.704	26.895	23.323	30.982	26.504	211.5
7	1:47.716	26.897	23.203	31.013	26.603	212.6
8	1:47.803	26.704	23.257	31.285	26.557	212.6
9	1:47.422	26.782	23.232	30.888	26.520	213.8
10	1:47.577	26.692	23.274	30.971	26.640	212.6
11	1:47.722	26.683	23.545	30.883	26.611	212.6
12	1:47.526	26.654	23.277	30.924	26.671	213.8
13	2:07.696 **B**	27.679	23.871	31.474	44.672	212.6

46 Nathan TYE — GBR
Rodin Motorsport — Tatuus F4 T -421

Lap	Time	Sector 1	Sector 2	Sector 3	Sector 4	T.Spd
1	3:00.258 **B**	51.844	26.485	33.790	1:08.139	
2	2:48.254 **B**	51.044	25.758	33.152	58.300	160.3
3	4:02.411 **B**	51.415	24.166	32.664	2:14.166	147.6
4	2:39.047 **B**	39.271	27.024	34.816	57.936	145.0
5	1:58.446	34.587	24.464	32.269	27.126	164.8
6	1:49.657	27.583	23.643	31.756	26.675	210.5
7	1:47.587	26.777	23.160	31.136	26.514	213.8
8	1:47.151	26.676	23.068	30.937	26.470	213.8
9	1:46.986	26.684	23.034	30.771	26.497	214.9
10	1:46.907	26.705	23.045	30.683	26.474	211.5
11	1:46.619	26.610	22.971	30.651	26.387	212.6
12	1:46.546	26.506	22.975	30.622	26.443	213.8
13	1:47.743	26.651	23.092	31.525	26.475	213.8
14	1:46.681	26.615	23.106	30.614	26.346	212.6

48 Gino TRAPPA — ARG
Drivex — Tatuus F4 T -421

Lap	Time	Sector 1	Sector 2	Sector 3	Sector 4	T.Spd
1	7:43.288	6:12.322	26.595	35.091	29.280	137.3
2	1:56.511	27.912	24.845	34.321	29.433	204.2
3	1:49.715	27.440	23.805	31.558	26.912	210.5
4	1:47.777	26.970	23.311	31.054	26.442	211.5
5	1:59.518	26.679	29.377	36.498	26.964	212.6
6	1:47.536	26.743	23.258	30.964	26.571	213.8

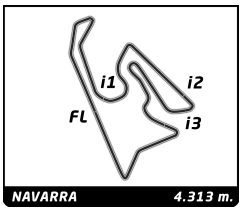

F4Spain
ROUND 2 - NAVARRA
FREE PRACTICE

Sector Analysis

__ Invalidated Lap Personal Best Session Best **B** Crossing the pit lane

57 Kaiden HIGGINS — ARE
DXR — Tatuus F4 T -421

Lap	Time	Sector 1	Sector 2	Sector 3	Sector 4	T.Spd
1	2:22.430	53.176	26.739	34.147	28.368	
2	1:52.388	28.069	24.282	32.728	27.309	
3	1:50.291	27.192	24.325	31.967	26.807	
4	1:50.169	27.218	24.176	31.960	26.815	
5	1:48.885	27.116	23.701	31.351	26.717	
6	1:48.647	27.155	23.684	31.156	26.652	
7	1:47.873	26.858	23.427	31.138	26.450	
8	1:48.408	26.869	23.688	31.175	26.676	
9	1:48.205	26.759	23.320	31.461	26.665	
10	1:48.071	26.916	23.427	30.968	26.760	
11	1:47.855	26.782	23.282	30.994	26.797	
12	1:47.706	26.894	23.261	30.858	26.693	
13	1:49.865	26.966	23.259	31.027	28.613	

70 Aleksandar BOGUNOVIC — SVN
GRS Team — Tatuus F4 T -421

Lap	Time	Sector 1	Sector 2	Sector 3	Sector 4	T.Spd
1	2:23.299	53.649	26.975	34.246	28.429	
2	1:52.445	28.289	24.271	32.288	27.597	207.3
3	1:50.719	27.471	24.244	31.892	27.112	209.4
4	1:55.328	28.170	26.075	33.455	27.628	207.3
5	5:00.996 **B**	28.194	24.877	34.657	3:33.268	207.3
6	2:26.377 **B**	38.723	26.308	32.603	48.743	
7	1:59.241	35.458	24.227	32.636	26.920	
8	1:49.444	27.168	23.388	31.167	27.721	
9	1:48.403	26.895	23.522	31.049	26.937	211.5
10	1:48.049	27.002	23.393	30.854	26.800	
11	1:48.216	27.109	23.405	30.884	26.818	208.3
12	1:48.331	27.038	23.338	31.002	26.953	210.5
13	1:50.550	27.068	23.654	32.193	27.635	209.4
14	1:48.319	27.058	23.437	31.000	26.824	

71 Daniel DALLAKYAN — ARM
GRS Team — Tatuus F4 T -421

Lap	Time	Sector 1	Sector 2	Sector 3	Sector 4	T.Spd
1	2:26.346	56.471	26.932	34.454	28.489	
2	1:53.024	28.302	24.414	32.744	27.564	208.3
3	1:51.030	27.764	23.906	32.012	27.348	208.3
4	4:28.803 **B**	27.475	25.322	32.378	3:03.628	209.4
5	2:16.715	40.116	30.222	36.928	29.449	121.1
6	1:55.142	31.337	24.389	32.198	27.218	136.8
7	1:48.993	27.266	23.488	31.395	26.844	213.8
8	1:48.259	27.108	23.344	31.006	26.801	212.6
9	1:48.721	26.960	23.400	31.295	27.066	216.0
10	1:48.171	27.002	23.281	31.129	26.759	213.8
11	1:48.015	26.997	23.269	31.052	26.697	212.6
12	1:48.511	27.011	23.353	31.066	27.081	218.3
13	1:48.698	26.924	23.807	31.172	26.795	214.9
14	1:48.050	27.129	23.251	30.870	26.800	211.5
15	1:48.027	27.101	23.394	30.857	26.675	213.8

77 Andrej PETROVIC — SRB
T-Code by Amtog — Tatuus F4 T -421

Lap	Time	Sector 1	Sector 2	Sector 3	Sector 4	T.Spd
1	5:34.623 **B**	3:47.872	27.196	33.649	45.906	
2	1:59.568	35.839	24.680	31.812	27.237	
3	1:48.668	27.275	23.604	31.026	26.763	
4	1:47.506	26.827	23.221	30.878	26.580	
5	1:47.409	26.916	23.180	30.778	26.535	
6	1:47.390	27.006	23.228	30.725	26.431	216.0
7	1:46.749	26.497	23.161	30.646	26.445	
8	1:48.233	26.552	23.169	32.035	26.477	
9	1:46.866	26.516	23.162	30.665	26.523	
10	1:52.768	26.543	23.243	30.656	32.326	
11	1:52.096	27.944	24.336	30.893	28.923	216.0
12	1:47.186	26.466	23.418	30.811	26.491	
13	1:46.746	26.487	23.217	30.618	26.424	

78 Alfio SPINA — ITA
TC Racing — Tatuus F4 T -421

Lap	Time	Sector 1	Sector 2	Sector 3	Sector 4	T.Spd
1	2:49.059 **B**	45.653	26.686	34.571	1:02.149	145.0
2	2:34.735 **B**	35.000	24.503	33.038	1:02.194	162.2
3	2:00.898	34.808	24.740	32.633	28.717	162.9
4	1:49.242	27.268	23.388	31.806	26.780	209.4
5	1:48.465	27.092	23.317	31.214	26.842	209.4
6	1:48.140	27.229	23.131	31.008	26.772	210.5
7	1:48.016	26.911	23.237	31.052	26.816	208.3
8	1:48.208	26.989	23.365	31.193	26.661	213.8
9	1:47.719	26.727	23.343	31.017	26.632	210.5
10	1:47.924	26.824	23.294	31.146	26.660	209.4
11	1:48.121	26.800	23.441	31.167	26.713	213.8
12	1:47.839	26.854	23.247	31.069	26.669	212.6
13	1:47.656	26.717	23.396	30.882	26.661	208.3
14	1:47.847	26.864	23.288	30.965	26.730	211.5
15	1:47.943	26.827	23.382	31.009	26.725	212.6

81 Noah MONTEIRO — PRT
Campos Racing — Tatuus F4 T -421

Lap	Time	Sector 1	Sector 2	Sector 3	Sector 4	T.Spd
1	4:41.734	3:13.119	26.250	33.875	28.490	
2	1:58.514	29.397	25.645	34.717	28.755	
3	1:50.086	27.485	23.648	32.055	26.898	
4	1:47.662	26.953	23.057	31.107	26.545	
5	1:47.240	26.731	23.243	30.748	26.518	
6	1:48.253	26.763	23.232	31.792	26.466	
7	1:46.817	26.585	23.134	30.687	26.411	
8	1:46.592	26.462	23.057	30.665	26.408	
9	1:46.690	26.476	23.022	30.843	26.349	
10	1:47.125	26.450	23.247	30.934	26.494	
11	1:46.601	26.466	23.071	30.655	26.409	

88 Santiago BAZTARRICA — ARG
TC Racing — Tatuus F4 T -421

Lap	Time	Sector 1	Sector 2	Sector 3	Sector 4	T.Spd
1	2:50.916 **B**	46.537	27.574	34.657	1:02.148	149.8
2	2:01.174	36.070	24.591	32.879	27.634	163.5
3	1:53.166	27.785	24.097	33.851	27.433	209.4
4	1:49.792	27.501	23.831	31.539	26.921	210.5
5	1:48.764	27.094	23.295	31.299	27.076	207.3

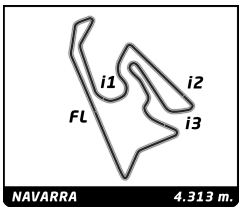

F4Spain
ROUND 2 - NAVARRA
FREE PRACTICE

Sector Analysis

__ Invalidated Lap Personal Best Session Best **B** Crossing the pit lane

Lap	Time	Sector 1	Sector 2	Sector 3	Sector 4	T.Spd	Lap	Time	Sector 1	Sector 2	Sector 3	Sector 4	T.Spd
6	1:49.755	27.752	23.465	31.458	27.080	208.3							
7	1:48.153	27.022	23.387	30.962	26.782	208.3							
8	1:47.896	27.091	23.212	30.890	26.703	208.3							
9	4:48.141 **B**	26.922	23.427	31.119	3:26.673	211.5							
10	1:58.410	36.461	23.608	31.379	26.962	112.7							
11	1:48.624	27.203	23.424	31.101	26.896	210.5							
12	1:48.467	27.080	23.386	31.142	26.859	208.3							
13	1:48.424	27.266	23.398	30.927	26.833	212.6							
14	1:48.004	26.946	23.401	30.972	26.685	210.5							
15	1:48.133	26.993	23.671	30.859	26.610	211.5							

91 **Lorenzo CAMPOS** AGO

Monlau Motorsport Tatuus F4 T -421

1	3:14.704	1:46.706	25.882	33.840	28.276	147.1
2	1:54.124	29.808	24.119	32.303	27.894	201.2
3	1:51.526	27.492	23.594	32.892	27.548	207.3
4	1:49.044	27.189	23.422	31.628	26.805	207.3
5	1:48.064	27.014	23.260	31.195	26.595	208.3
6	1:47.692	26.901	23.221	30.977	26.593	208.3
7	1:47.867	26.826	23.513	30.975	26.553	209.4
8	1:47.748	26.773	23.339	30.980	26.656	210.5
9	1:48.934	27.302	23.463	31.622	26.547	210.5
10	1:47.555	26.740	23.572	30.770	26.473	210.5
11	1:47.292	26.735	23.151	30.864	26.542	210.5
12	1:46.925	26.537	23.120	30.780	26.488	209.4

99 **Thomas STRAUVEN** BEL

Griffin Core Tatuus F4 T -421

1	4:38.923	3:08.370	27.572	34.529	28.452	
2	1:55.075	30.078	24.856	33.079	27.062	
3	1:48.197	27.160	23.411	31.108	26.518	
4	1:47.365	26.763	23.318	30.942	26.342	
5	1:47.040	26.794	23.085	30.787	26.374	
6	1:47.082	26.603	23.233	30.840	26.406	
7	1:46.230	26.429	22.969	30.600	26.232	
8	1:46.303	26.414	23.046	30.651	26.192	
9	1:46.503	26.400	23.001	30.823	26.279	
10	1:46.730	26.498	23.237	30.610	26.385	
11	1:46.751	26.468	23.097	30.698	26.488	

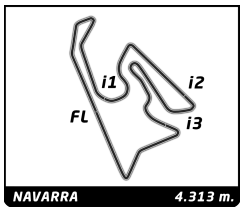

F4Spain
ROUND 2 - NAVARRA
FREE PRACTICE

Track Limits Analysis

No	Driver	Team	T.L. Nr	Camera	Lap	Time
4	Ean EYCKMANS	MP Motorsport	1	Turn 15	5	09:09:07.628
4	Ean EYCKMANS	MP Motorsport	2	Turn 8	14	09:26:49.050
					Total Infractions:	**2**
5	Miguel COSTA	Campos Racing	1	Turn 2	10	09:19:24.353
					Total Infractions:	**1**
6	Sacha VAN'T PAD BOSCH	T-Code by Amtog	1	Turn 17	7	09:16:43.606
6	Sacha VAN'T PAD BOSCH	T-Code by Amtog	2	Turn 15	7	09:16:30.296
					Total Infractions:	**1**
9	René LAMMERS	MP Motorsport	1	Turn 15	10	09:20:24.765
9	René LAMMERS	MP Motorsport	2	Turn 8	16	09:30:19.973
					Total Infractions:	**2**
11	Reno FRANCOT	KCL MP Motorsport	1	Turn 17	10	09:29:17.544
					Total Infractions:	**1**
17	Nacho TUÑON	Tecnicar by Amtog	1	Turn 8	9	09:19:28.651
17	Nacho TUÑON	Tecnicar by Amtog	2	Turn 8	11	09:24:53.233
					Total Infractions:	**2**
24	Kyuho LEE	Rodin Motorsport	1	Turn 15	9	09:21:30.494
24	Kyuho LEE	Rodin Motorsport	2	Turn 17	11	09:25:31.747
					Total Infractions:	**2**
25	Francisco MONARCA	Monlau Motorsport	1	Turn 15	6	09:12:03.162
					Total Infractions:	**1**
27	Alexander JACOBY	Monlau Motorsport	1	Turn 15	9	09:17:52.104
					Total Infractions:	**1**
32	Wiktor DOBRZANSKI	Tecnicar by Amtog	1	Turn 15	5	09:13:01.419
32	Wiktor DOBRZANSKI	Tecnicar by Amtog	2	Turn 2	7	09:15:23.476
32	Wiktor DOBRZANSKI	Tecnicar by Amtog	3	Turn 15	7	09:16:39.638
32	Wiktor DOBRZANSKI	Tecnicar by Amtog	4	Turn 17	11	09:24:04.732
32	Wiktor DOBRZANSKI	Tecnicar by Amtog	5	Turn 15	13	09:27:33.589
					Total Infractions:	**4**
37	Filippo FIORENTINO	Drivex	1	Turn 17	4	09:18:30.195
					Total Infractions:	**1**
39	Santino PANETTA	TC Racing	1	Turn 15	4	09:07:44.180
39	Santino PANETTA	TC Racing	2	Turn 15	8	09:14:56.905
39	Santino PANETTA	TC Racing	3	Turn 17	8	09:15:09.731
39	Santino PANETTA	TC Racing	4	Turn 15	9	09:16:44.442
39	Santino PANETTA	TC Racing	5	Turn 15	10	09:18:32.235
39	Santino PANETTA	TC Racing	6	Turn 17	12	09:22:21.264
					Total Infractions:	**5**
41	Stepan SUSLOV	DXR	1	Turn 17	12	09:24:34.930
					Total Infractions:	**1**
48	Gino TRAPPA	Drivex	1	Turn 8	11	09:25:03.045
48	Gino TRAPPA	Drivex	2	Turn 8	13	09:28:38.258
					Total Infractions:	**2**
57	Kaiden HIGGINS	DXR	1	Turn 15	2	09:03:52.944
57	Kaiden HIGGINS	DXR	2	Turn 17	8	09:15:00.333
57	Kaiden HIGGINS	DXR	3	Turn 15	10	09:18:23.778
					Total Infractions:	**3**
71	Daniel DALLAKYAN	GRS Team	1	Turn 8	11	09:22:46.847

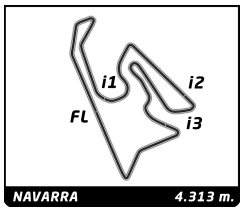

F4Spain
ROUND 2 - NAVARRA
FREE PRACTICE

Track Limits Analysis

No	Driver	Team	T.L. Nr	Camera	Lap	Time
					Total Infractions:	**1**
78	Alfio SPINA	TC Racing	1	Turn 15	10	09:19:40.957
78	Alfio SPINA	TC Racing	2	Turn 8	15	09:27:55.186
					Total Infractions:	**2**
88	Santiago BAZTARRICA	TC Racing	1	Turn 2	13	09:26:25.300
88	Santiago BAZTARRICA	TC Racing	2	Turn 17	13	09:27:52.998
88	Santiago BAZTARRICA	TC Racing	3	Turn 15	13	09:27:39.628
88	Santiago BAZTARRICA	TC Racing	4	Turn 8	15	09:30:31.640
88	Santiago BAZTARRICA	TC Racing	5	Turn 17	15	09:31:29.255
					Total Infractions:	**2**
91	Lorenzo CAMPOS	Monlau Motorsport	1	Turn 15	11	09:21:03.038
					Total Infractions:	**1**

TOTAL TRACK LIMITS: **41**

Published at: XX:XX **9:40**

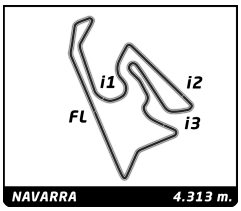

ROUND 2 - NAVARRA

F4Spain

FREE PRACTICE

Weather Report

Air Temperature

Track Temperature

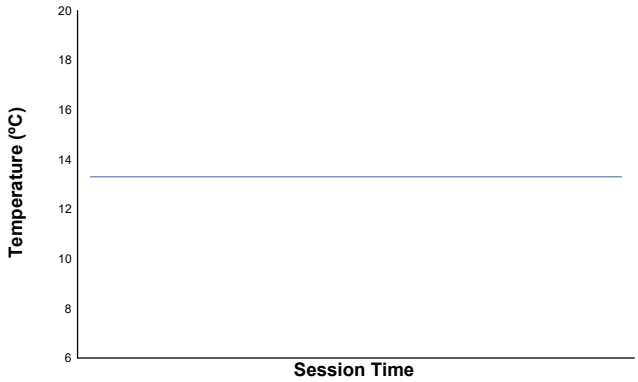

Humidity

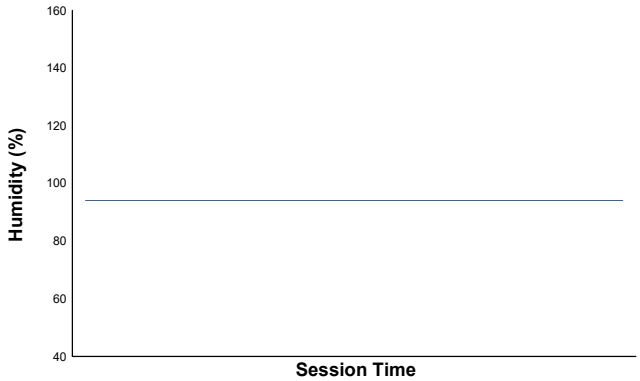

Pressure

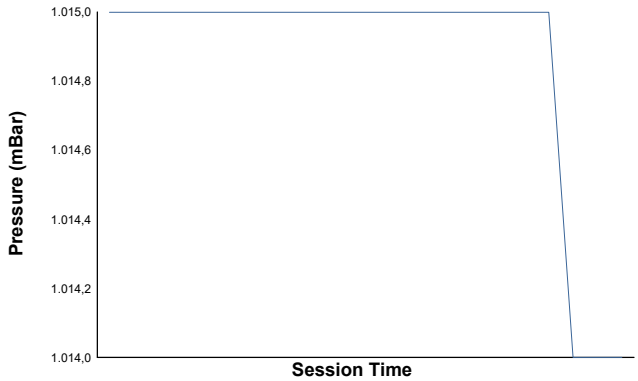

Wind Speed



Wind Direction

North=0º/360º East=90º South=180º West=270º

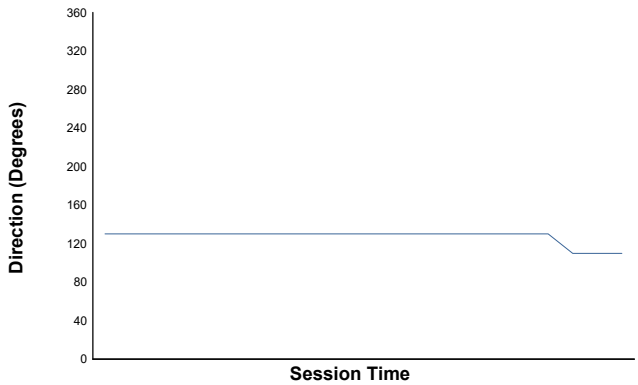

Track Status: **DRY**

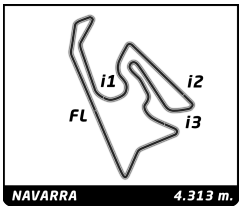

F4Spain
ROUND 2 - NAVARRA
FREE PRACTICE

Race Director Report

Hour	Flag	Message
08:07:16		SafetyCar
08:31:23		SafetyCar
08:39:11		RADIO CHECK AT 8.45
08:41:32		TRACK TEMPERATURE 13.3C - AIR TEMPERATURE 11.4C
08:45:58		RADIO CHECK
08:47:45		WET TRACK
08:48:11		WET TRACK - HUMIDITY ZONES
08:54:51		F4 - PIT LANE WILL BE OPEN AT 9.00
08:58:10		FAST LANE OPEN
08:58:59		WET LIGHTS ON
09:00:00		PIT LANE OPEN
09:06:53		WET LIGHTS ON - #57
09:07:34		WET LIGHTS ON - #57 #33
09:08:30		WET LIGHTS ON - #57 #33 #48 #17 #24
09:11:47		WET LIGHTS ON - #57 #33 #48 #17 #24 #32
09:13:29		WET LIGHTS ON - #57 #33 #48 #17 #24
09:18:22		WET LIGHTS ON - #57 #33 #48 #17
09:20:23		STOP & GO PENALTY CAR 39 - TRACK LIMITS
09:25:31		CAR 57 STOPPED AT TURN T2
09:25:46		CAR 57 WILL STAY AT CURRENT POSITION TILL END OF SESSION - DRIVER OK
09:30:01		CHEQUERED FLAG

Published at: **9:40**

Race Director:	**Timekeeper:**
David RODRÍGUEZ	Alberto ESTÉBANEZ

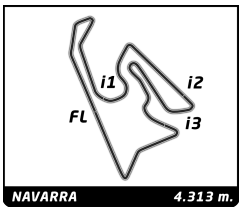

F4Spain
ROUND 2 - NAVARRA
QUALIFYING 1

Final Classification

	No	Driver	Nat	Team	Car	Cl.	Time	Lap	Total	Gap		Kph
1	99	Thomas STRAUVEN	BEL	Griffin Core	Tatuus F4 T -421		1:45.831	6	10	-	-	146.7
2	9	René LAMMERS	NLD	MP Motorsport	Tatuus F4 T -421		1:46.044	6	9	+0.213	+0.213	146.4
3	23	Jan PRZYROWSKI	POL	Griffin Core	Tatuus F4 T -421		1:46.114	8	11	+0.283	+0.070	146.3
4	2	Vivek KANTHAN	USA	Campos Racing	Tatuus F4 T -421	R	1:46.126	9	11	+0.295	+0.012	146.3
5	22	Juan COTA	ESP	MP Motorsport	Tatuus F4 T -421		1:46.131	8	10	+0.300	+0.005	146.3
6	11	Reno FRANCOT	NLD	KCL MP Motorsport	Tatuus F4 T -421		1:46.175	8	10	+0.344	+0.044	146.2
7	81	Noah MONTEIRO	PRT	Campos Racing	Tatuus F4 T -421	R	1:46.196	7	10	+0.365	+0.021	146.2
8	4	Ean EYCKMANS	BEL	MP Motorsport	Tatuus F4 T -421	R	1:46.224	6	9	+0.393	+0.028	146.2
9	5	Miguel COSTA	BRA	Campos Racing	Tatuus F4 T -421	R	1:46.247	9	11	+0.416	+0.023	146.1
10	19	Matus RYBA	SVK	Griffin Core	Tatuus F4 T -421		1:46.281	10	10	+0.450	+0.034	146.1
11	1	Hudson SCHWARTZ	USA	KCL MP Motorsport	Tatuus F4 T -421		1:46.324	6	10	+0.493	+0.043	146.0
12	33	Christopher EL FEGHALI	LBN	Drivex	Tatuus F4 T -421	R	1:46.405	6	11	+0.574	+0.081	145.9
13	46	Nathan TYE	GBR	Rodin Motorsport	Tatuus F4 T -421		1:46.411	7	11	+0.580	+0.006	145.9
14	77	Andrej PETROVIC	SRB	T-Code by Amtog	Tatuus F4 T -421		1:46.454	7	10	+0.623	+0.043	145.9
15	48	Gino TRAPPA	ARG	Drivex	Tatuus F4 T -421		1:46.550	7	11	+0.719	+0.096	145.7
16	78	Alfio SPINA	ITA	TC Racing	Tatuus F4 T -421		1:46.553	9	11	+0.722	+0.003	145.7
17	37	Filippo FIORENTINO	BRA	Drivex	Tatuus F4 T -421		1:46.661	9	10	+0.830	+0.108	145.6
18	91	Lorenzo CAMPOS	AGO	Monlau Motorsport	Tatuus F4 T -421	R	1:46.737	9	11	+0.906	+0.076	145.5
19	10	Niklas SCHAUFLER	AUT	KCL MP Motorsport	Tatuus F4 T -421	R	1:46.797	8	10	+0.966	+0.060	145.4
20	25	Francisco MONARCA	ARG	Monlau Motorsport	Tatuus F4 T -421	R	1:46.828	9	10	+0.997	+0.031	145.3
21	39	Santino PANETTA	ARG	TC Racing	Tatuus F4 T -421	R	1:46.892	8	9	+1.061	+0.064	145.3
22	6	Sacha VAN'T PAD BOSCH	NLD	T-Code by Amtog	Tatuus F4 T -421	R	1:46.923	7	11	+1.092	+0.031	145.2
23	88	Santiago BAZTARRICA	ARG	TC Racing	Tatuus F4 T -421		1:46.961	7	10	+1.130	+0.038	145.2
24	17	Nacho TUÑON	ESP	Tecnicar by Amtog	Tatuus F4 T -421	R	1:47.109	9	11	+1.278	+0.148	145.0
25	57	Kaiden HIGGINS	ARE	DXR	Tatuus F4 T -421	R	1:47.109	8	10	+1.278	+0.000	145.0
26	41	Stepan SUSLOV	SWE	DXR	Tatuus F4 T -421	R	1:47.162	6	10	+1.331	+0.053	144.9
27	71	Daniel DALLAKYAN	ARM	GRS Team	Tatuus F4 T -421	R	1:47.202	8	9	+1.371	+0.040	144.8
28	24	Kyuho LEE	KOR	Rodin Motorsport	Tatuus F4 T -421	R	1:47.287	9	11	+1.456	+0.085	144.7
29	32	Wiktor DOBRZANSKI	POL	Tecnicar by Amtog	Tatuus F4 T -421		1:47.690	8	11	+1.859	+0.403	144.2
30	70	Aleksandar BOGUNOVIC	SVN	GRS Team	Tatuus F4 T -421	R	1:47.700	7	10	+1.869	+0.010	144.2

Max. qual. time: 1:53.239

27	Alexander JACOBY	BRA	Monlau Motorsport	Tatuus F4 T -421	2	

Fastest Lap:	Lap 6	Thomas STRAUVEN	1:45.831	146.7 Kph

CAR #27 - BEST LAPTIME DELETED - CAUSING A RED FLAG - Art. 30.7

Track Status: **DRY**

Published at: 15:15

Stewards

Pedro VILCHES

Noelia FRANCO

Mario Cordeiro FERNA

Timekeeper:

Alberto ESTÉBANEZ

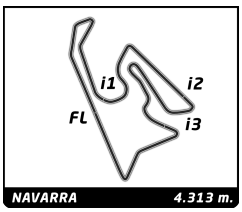

F4Spain

ROUND 2 - NAVARRA

QUALIFYING 1

Final Classification by 2nd Fastest Lap

	No	Driver	Team	Car	Class	Time	Gap	
1	99	**Thomas STRAUVEN**	Griffin Core	Tatuus F4 T -421		**1:45.836**	-	-
2	23	**Jan PRZYROWSKI**	Griffin Core	Tatuus F4 T -421		**1:46.164**	+0.328	+0.328
3	9	**René LAMMERS**	MP Motorsport	Tatuus F4 T -421		**1:46.179**	+0.343	+0.015
4	11	**Reno FRANCOT**	KCL MP Motorsport	Tatuus F4 T -421		**1:46.217**	+0.381	+0.038
5	22	**Juan COTA**	MP Motorsport	Tatuus F4 T -421		**1:46.220**	+0.384	+0.003
6	81	**Noah MONTEIRO**	Campos Racing	Tatuus F4 T -421	R	**1:46.220**	+0.384	+0.000
7	2	**Vivek KANTHAN**	Campos Racing	Tatuus F4 T -421	R	**1:46.262**	+0.426	+0.042
8	5	**Miguel COSTA**	Campos Racing	Tatuus F4 T -421	R	**1:46.316**	+0.480	+0.054
9	4	**Ean EYCKMANS**	MP Motorsport	Tatuus F4 T -421	R	**1:46.450**	+0.614	+0.134
10	46	**Nathan TYE**	Rodin Motorsport	Tatuus F4 T -421		**1:46.464**	+0.628	+0.014
11	19	**Matus RYBA**	Griffin Core	Tatuus F4 T -421		**1:46.507**	+0.671	+0.043
12	1	**Hudson SCHWARTZ**	KCL MP Motorsport	Tatuus F4 T -421		**1:46.514**	+0.678	+0.007
13	33	**Christopher EL FEGHALI**	Drivex	Tatuus F4 T -421	R	**1:46.570**	+0.734	+0.056
14	77	**Andrej PETROVIC**	T-Code by Amtog	Tatuus F4 T -421		**1:46.630**	+0.794	+0.060
15	78	**Alfio SPINA**	TC Racing	Tatuus F4 T -421		**1:46.643**	+0.807	+0.013
16	48	**Gino TRAPPA**	Drivex	Tatuus F4 T -421		**1:46.709**	+0.873	+0.066
17	10	**Niklas SCHAUFLER**	KCL MP Motorsport	Tatuus F4 T -421	R	**1:46.818**	+0.982	+0.109
18	37	**Filippo FIORENTINO**	Drivex	Tatuus F4 T -421		**1:46.841**	+1.005	+0.023
19	25	**Francisco MONARCA**	Monlau Motorsport	Tatuus F4 T -421	R	**1:46.851**	+1.015	+0.010
20	39	**Santino PANETTA**	TC Racing	Tatuus F4 T -421	R	**1:46.900**	+1.064	+0.049
21	91	**Lorenzo CAMPOS**	Monlau Motorsport	Tatuus F4 T -421	R	**1:46.956**	+1.120	+0.056
22	88	**Santiago BAZTARRICA**	TC Racing	Tatuus F4 T -421		**1:46.975**	+1.139	+0.019
23	6	**Sacha VAN'T PAD BOSCH**	T-Code by Amtog	Tatuus F4 T -421	R	**1:47.221**	+1.385	+0.246
24	17	**Nacho TUÑON**	Tecnicar by Amtog	Tatuus F4 T -421	R	**1:47.236**	+1.400	+0.015
25	41	**Stepan SUSLOV**	DXR	Tatuus F4 T -421	R	**1:47.320**	+1.484	+0.084
26	24	**Kyuho LEE**	Rodin Motorsport	Tatuus F4 T -421	R	**1:47.377**	+1.541	+0.057
27	71	**Daniel DALLAKYAN**	GRS Team	Tatuus F4 T -421	R	**1:47.433**	+1.597	+0.056
28	57	**Kaiden HIGGINS**	DXR	Tatuus F4 T -421	R	**1:47.450**	+1.614	+0.017
29	32	**Wiktor DOBRZANSKI**	Tecnicar by Amtog	Tatuus F4 T -421		**1:47.705**	+1.869	+0.255
30	70	**Aleksandar BOGUNOVIC**	GRS Team	Tatuus F4 T -421	R	**1:47.719**	+1.883	+0.014
		Max. qual. time: 1:53.239						
31	27	**Alexander JACOBY**	Monlau Motorsport	Tatuus F4 T -421				

Fastest Lap:	Lap 6	Thomas STRAUVEN	**1:45.831**	146.7 Kph

CAR #27 - BEST LAPTIME DELETED - CAUSING A RED FLAG - Art. 30.7

Published at: 15:15

Track Status: **DRY**

Stewards

Pedro VILCHES

Noelia FRANCO

Mario Cordeiro FERNA

Timekeeper:

Alberto ESTÉBANEZ

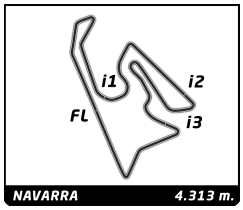

F4Spain
ROUND 2 - NAVARRA
QUALIFYING 1

Final Classification by Class

	No	Driver	Nat	Team	Car	Time	Lap	Total	Gap		Kph
R											
1	2	**Vivek KANTHAN**	USA	Campos Racing	Tatuus F4 T -421	**1:46.126**	9	11			**146.3**
2	81	**Noah MONTEIRO**	PRT	Campos Racing	Tatuus F4 T -421	**1:46.196**	7	10	+0.070	+0.070	**146.2**
3	4	**Ean EYCKMANS**	BEL	MP Motorsport	Tatuus F4 T -421	**1:46.224**	6	9	+0.098	+0.028	**146.2**
4	5	**Miguel COSTA**	BRA	Campos Racing	Tatuus F4 T -421	**1:46.247**	9	11	+0.121	+0.023	**146.1**
5	33	**Christopher EL FEGHALI**	LBN	Drivex	Tatuus F4 T -421	**1:46.405**	6	11	+0.279	+0.158	**145.9**
6	91	**Lorenzo CAMPOS**	AGO	Monlau Motorsport	Tatuus F4 T -421	**1:46.737**	9	11	+0.611	+0.332	**145.5**
7	10	**Niklas SCHAUFLER**	AUT	KCL MP Motorsport	Tatuus F4 T -421	**1:46.797**	8	10	+0.671	+0.060	**145.4**
8	25	**Francisco MONARCA**	ARG	Monlau Motorsport	Tatuus F4 T -421	**1:46.828**	9	10	+0.702	+0.031	**145.3**
9	39	**Santino PANETTA**	ARG	TC Racing	Tatuus F4 T -421	**1:46.892**	8	9	+0.766	+0.064	**145.3**
10	6	**Sacha VAN'T PAD BOSCH**	NLD	T-Code by Amtog	Tatuus F4 T -421	**1:46.923**	7	11	+0.797	+0.031	**145.2**
11	17	**Nacho TUÑON**	ESP	Tecnicar by Amtog	Tatuus F4 T -421	**1:47.109**	9	11	+0.983	+0.186	**145.0**
12	57	**Kaiden HIGGINS**	ARE	DXR	Tatuus F4 T -421	**1:47.109**	8	10	+0.983		**145.0**
13	41	**Stepan SUSLOV**	SWE	DXR	Tatuus F4 T -421	**1:47.162**	6	10	+1.036	+0.053	**144.9**
14	71	**Daniel DALLAKYAN**	ARM	GRS Team	Tatuus F4 T -421	**1:47.202**	8	9	+1.076	+0.040	**144.8**
15	24	**Kyuho LEE**	KOR	Rodin Motorsport	Tatuus F4 T -421	**1:47.287**	9	11	+1.161	+0.085	**144.7**
16	70	**Aleksandar BOGUNOVIC**	SVN	GRS Team	Tatuus F4 T -421	**1:47.700**	7	10	+1.574	+0.413	**144.2**

CAR #27 - BEST LAPTIME DELETED - CAUSING A RED FLAG - Art. 30.7

Published at: 15:15

Track Status: **DRY**

Stewards

Pedro VILCHES

Noelia FRANCO

Mario Cordeiro FERNA

Timekeeper:

Alberto ESTÉBANEZ

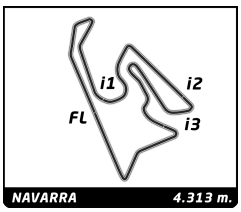

F4Spain
ROUND 2 - NAVARRA
QUALIFYING 1

Best Top Speed

No	Driver	Team	Class	Top 1 Kph	Top 1 Lap	Top 2 Kph	Top 2 Lap	Top 3 Kph	Top 3 Lap	Top 4 Kph	Top 4 Lap	Top 5 Kph	Top 5 Lap	Avg
32	Wiktor DOBRZANSKI	Tecnicar by Amtog		**224.3**	7	223.0	4	221.8	9	220.6	11	220.6	10	222,1
5	Miguel COSTA	Campos Racing	R	**221.8**	7	221.8	5	220.6	6	217.1	11	217.1	10	219,7
6	Sacha VAN'T PAD BOSCH	T-Code by Amtog	R	**221.8**	7	219.5	8	219.5	3	218.3	9	218.3	4	219,5
19	Matus RYBA	Griffin Core		**221.8**	10	221.8	8	221.8	7	221.8	6	220.6	2	221,6
1	Hudson SCHWARTZ	KCL MP Motorsport		**220.6**	8	219.5	9	219.5	7	219.5	6	219.5	5	219,7
17	Nacho TUÑON	Tecnicar by Amtog	R	**220.6**	6	218.3	4	217.1	11	217.1	10	216.0	7	217,8
23	Jan PRZYROWSKI	Griffin Core		**220.6**	11	220.6	10	220.6	5	218.3	7	217.1	9	219,4
24	Kyuho LEE	Rodin Motorsport	R	**220.6**	9	220.6	7	219.5	11	219.5	6	218.3	10	219,7
71	Daniel DALLAKYAN	GRS Team	R	**220.6**	7	219.5	3	219.5	6	218.3	8	218.3	9	219,2
2	Vivek KANTHAN	Campos Racing	R	**219.5**	11	219.5	6	218.3	10	218.3	7	217.1	9	218,5
9	René LAMMERS	MP Motorsport		**219.5**	9	218.3	5	218.3	7	217.1	6	217.1	8	218,1
33	Christopher EL FEGHALI	Drivex	R	**219.5**	11	218.3	7	217.1	6	217.1	5	216.0	10	217,6
78	Alfio SPINA	TC Racing		**219.5**	10	219.5	6	217.1	7	217.1	4	216.0	11	217,8
22	Juan COTA	MP Motorsport		**218.3**	7	218.3	6	217.1	8	217.1	5	216.0	10	217,4
46	Nathan TYE	Rodin Motorsport		**218.3**	11	217.1	7	217.1	6	217.1	5	216.0	9	217,1
48	Gino TRAPPA	Drivex		**218.3**	6	218.3	5	217.1	11	217.1	8	216.0	10	217,4
4	Ean EYCKMANS	MP Motorsport	R	**217.1**	3	217.1	5	217.1	6	217.1	7	217.1	9	217,1
11	Reno FRANCOT	KCL MP Motorsport		**217.1**	9	217.1	3	216.0	10	216.0	8	213.8	7	216,0
41	Stepan SUSLOV	DXR	R	**217.1**	8	217.1	6	217.1	5	216.0	10	216.0	7	216,7
88	Santiago BAZTARRICA	TC Racing		**217.1**	9	217.1	4	216.0	10	216.0	8	216.0	3	216,4
10	Niklas SCHAUFLER	KCL MP Motorsport	R	**216.0**	10	216.0	9	216.0	5	214.9	8	214.9	7	215,6
37	Filippo FIORENTINO	Drivex		**216.0**	5	214.9	9	214.9	8	214.9	7	214.9	6	215,1
39	Santino PANETTA	TC Racing	R	**216.0**	6	212.6	4	212.6	7	210.5	2	209.4	9	212,2
70	Aleksandar BOGUNOVIC	GRS Team	R	**214.9**	5	212.6	10	210.5	7					212,7
91	Lorenzo CAMPOS	Monlau Motorsport	R	**214.9**	8	214.9	6	213.8	11	213.8	10	213.8	9	214,2
25	Francisco MONARCA	Monlau Motorsport	R											
27	Alexander JACOBY	Monlau Motorsport												
57	Kaiden HIGGINS	DXR	R											
77	Andrej PETROVIC	T-Code by Amtog												
81	Noah MONTEIRO	Campos Racing	R											
99	Thomas STRAUVEN	Griffin Core												

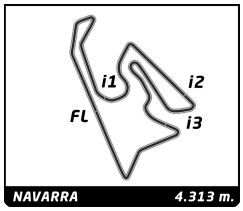

F4Spain
ROUND 2 - NAVARRA
QUALIFYING 1

Best Sector Times

	Sector 1			Sector 2			Sector 3			Sector 4							
Pos	No	Driver	Time	No	Driver	Time	No	Driver	Time	No	Driver	Time	Pos	No	Ideal Lap	Best Lap	
1	9	R.LAMMERS	26.364	2	V.KANTHAN	22.962	4	E.EYCKMANS	30.351	99	T.STRAUVEN	26.006	1	99	1:45.769	1:45.831	(1)
2	23	J.PRZYROWSKI	26.369	4	E.EYCKMANS	22.973	19	M.RYBA	30.360	81	N.MONTEIRO	26.164	2	23	1:45.958	1:46.114	(3)
3	99	T.STRAUVEN	26.381	23	J.PRZYROWSKI	22.974	22	J.COTA	30.391	9	R.LAMMERS	26.194	3	9	1:45.971	1:46.044	(2)
4	2	V.KANTHAN	26.396	22	J.COTA	22.978	99	T.STRAUVEN	30.395	5	M.COSTA	26.203	4	81	1:46.005	1:46.196	(7)
5	22	J.COTA	26.426	99	T.STRAUVEN	22.987	23	J.PRZYROWSKI	30.398	48	G.TRAPPA	26.207	5	22	1:46.052	1:46.131	(5)
6	81	N.MONTEIRO	26.427	11	R.FRANCOT	22.987	11	R.FRANCOT	30.399	1	H.SCHWARTZ	26.209	6	2	1:46.084	1:46.126	(4)
7	77	A.PETROVIC	26.456	81	N.MONTEIRO	22.995	9	R.LAMMERS	30.405	33	C.EL FEGHALI	26.216	7	11	1:46.094	1:46.175	(6)
8	11	R.FRANCOT	26.459	5	M.COSTA	22.997	81	N.MONTEIRO	30.419	23	J.PRZYROWSKI	26.217	8	4	1:46.136	1:46.224	(8)
9	5	M.COSTA	26.477	9	R.LAMMERS	23.008	1	H.SCHWARTZ	30.435	78	A.SPINA	26.244	9	5	1:46.151	1:46.247	(9)
10	46	N.TYE	26.478	10	N.SCHAUFLER	23.032	2	V.KANTHAN	30.447	37	F.FIORENTINO	26.244	10	1	1:46.185	1:46.324	(11)
11	1	H.SCHWARTZ	26.480	77	A.PETROVIC	23.041	5	M.COSTA	30.474	77	A.PETROVIC	26.245	11	19	1:46.259	1:46.281	(10)
12	78	A.SPINA	26.482	19	M.RYBA	23.041	33	C.EL FEGHALI	30.484	11	R.FRANCOT	26.249	12	77	1:46.267	1:46.454	(14)
13	91	L.CAMPOS	26.484	48	G.TRAPPA	23.052	46	N.TYE	30.511	22	J.COTA	26.257	13	33	1:46.310	1:46.405	(12)
14	19	M.RYBA	26.487	1	H.SCHWARTZ	23.061	10	N.SCHAUFLER	30.512	46	N.TYE	26.264	14	46	1:46.327	1:46.411	(13)
15	10	N.SCHAUFLER	26.525	33	C.EL FEGHALI	23.067	91	L.CAMPOS	30.523	4	E.EYCKMANS	26.278	15	78	1:46.367	1:46.553	(16)
16	17	N.TUÑON	26.527	39	S.PANETTA	23.069	77	A.PETROVIC	30.525	25	F.MONARCA	26.278	16	48	1:46.391	1:46.550	(15)
17	4	E.EYCKMANS	26.534	46	N.TYE	23.074	88	S.BAZTARRICA	30.532	2	V.KANTHAN	26.279	17	91	1:46.493	1:46.737	(18)
18	33	C.EL FEGHALI	26.543	37	F.FIORENTINO	23.093	78	A.SPINA	30.536	6	S.VAN'T PAD BOSCH	26.332	18	10	1:46.494	1:46.797	(19)
19	48	G.TRAPPA	26.544	78	A.SPINA	23.105	48	G.TRAPPA	30.588	91	L.CAMPOS	26.341	19	37	1:46.582	1:46.661	(17)
20	39	S.PANETTA	26.549	88	S.BAZTARRICA	23.114	71	D.DALLAKYAN	30.603	24	K.LEE	26.346	20	25	1:46.691	1:46.828	(20)
21	6	S.VAN'T PAD BOSCH	26.571	91	L.CAMPOS	23.145	37	F.FIORENTINO	30.610	19	M.RYBA	26.371	21	39	1:46.742	1:46.892	(21)
22	57	K.HIGGINS	26.603	25	F.MONARCA	23.157	17	N.TUÑON	30.634	39	S.PANETTA	26.389	22	88	1:46.774	1:46.961	(23)
23	25	F.MONARCA	26.607	6	S.VAN'T PAD BOSCH	23.162	25	F.MONARCA	30.649	88	S.BAZTARRICA	26.390	23	6	1:46.789	1:46.923	(22)
24	37	F.FIORENTINO	26.635	17	N.TUÑON	23.182	41	S.SUSLOV	30.659	57	K.HIGGINS	26.416	24	17	1:46.803	1:47.109	(24)
25	24	K.LEE	26.692	71	D.DALLAKYAN	23.202	57	K.HIGGINS	30.702	10	N.SCHAUFLER	26.425	25	57	1:46.933	1:47.109	(25)
26	41	S.SUSLOV	26.695	57	K.HIGGINS	23.212	24	K.LEE	30.707	41	S.SUSLOV	26.427	26	24	1:46.990	1:47.287	(28)
27	88	S.BAZTARRICA	26.738	32	W.DOBRZANSKI	23.240	70	A.BOGUNOVIC	30.713	17	N.TUÑON	26.460	27	41	1:47.080	1:47.162	(26)
28	32	W.DOBRZANSKI	26.829	24	K.LEE	23.245	6	S.VAN'T PAD BOSCH	30.724	71	D.DALLAKYAN	26.474	28	71	1:47.114	1:47.202	(27)
29	71	D.DALLAKYAN	26.835	70	A.BOGUNOVIC	23.279	39	S.PANETTA	30.735	32	W.DOBRZANSKI	26.474	29	32	1:47.391	1:47.690	(29)
30	70	A.BOGUNOVIC	26.850	41	S.SUSLOV	23.299	32	W.DOBRZANSKI	30.848	70	A.BOGUNOVIC	26.651	30	70	1:47.493	1:47.700	(30)

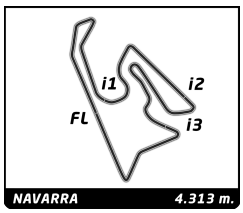

F4Spain
ROUND 2 - NAVARRA
QUALIFYING 1

Fastest Lap Sequence

Elapsed	No	Driver	Team	Car	Class	Time	Kph	Lap
3:56.244	39	Santino PANETTA	TC Racing	Tatuus F4 T -421	R	**1:49.758**	141.5	2
5:43.615	39	Santino PANETTA	TC Racing	Tatuus F4 T -421	R	**1:47.371**	144.6	3
6:24.777	78	Alfio SPINA	TC Racing	Tatuus F4 T -421		**1:46.826**	145.3	3
13:14.621	99	Thomas STRAUVEN	Griffin Core	Tatuus F4 T -421		**1:46.217**	146.2	5
15:00.452	99	Thomas STRAUVEN	Griffin Core	Tatuus F4 T -421		**1:45.831**	146.7	6

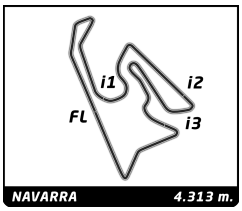

F4Spain
ROUND 2 - NAVARRA
QUALIFYING 1

Sector Analysis

__ Invalidated Lap Personal Best Session Best **B** Crossing the pit lane

1 Hudson SCHWARTZ — USA
KCL MP Motorsport — Tatuus F4 T -421

Lap	Time	Sector 1	Sector 2	Sector 3	Sector 4	T.Spd
1	3:45.194	2:21.139	24.472	32.638	26.945	167.5
2	1:50.208	27.287	23.753	31.921	27.247	218.3
3	4:42.278 B	27.076	23.287	30.867	3:21.048	219.5
4	1:54.343	32.309	23.468	31.886	26.680	171.7
5	1:46.514	26.637	23.061	30.589	26.227	219.5
6	1:46.324	26.480	23.119	30.516	26.209	219.5
7	1:46.631	26.658	23.067	30.523	26.383	219.5
8	1:56.122	26.604	23.169	38.567	27.782	220.6
9	1:46.612	26.625	23.081	30.435	26.471	219.5
10	1:47.074	26.642	23.194	30.805	26.433	218.3

2 Vivek KANTHAN — USA
Campos Racing — Tatuus F4 T -421

Lap	Time	Sector 1	Sector 2	Sector 3	Sector 4	T.Spd
1	3:42.478	2:17.967	25.104	32.167	27.240	164.2
2	1:54.695	27.789	24.501	34.259	28.146	206.2
3	4:03.624 B	26.785	23.424	37.087	2:36.328	217.1
4	1:57.469	35.696	23.910	31.121	26.742	161.6
5	1:46.812	26.719	23.160	30.534	26.399	217.1
6	1:46.346	26.465	23.062	30.540	26.279	219.5
7	1:46.368	26.542	22.999	30.463	26.364	218.3
8	1:46.300	26.491	22.950	30.562	26.297	216.0
9	1:46.126	26.432	22.962	30.447	26.285	217.1
10	1:46.262	26.421	23.046	30.480	26.315	218.3
11	1:46.478	26.396	23.139	30.589	26.354	219.5

4 Ean EYCKMANS — BEL
MP Motorsport — Tatuus F4 T -421

Lap	Time	Sector 1	Sector 2	Sector 3	Sector 4	T.Spd
1	4:56.066	3:33.166	24.294	31.696	26.910	166.8
2	1:47.215	26.834	23.194	30.809	26.378	216.0
3	3:46.684 B	30.062	29.768	39.564	2:07.290	217.1
4	2:03.525	35.983	24.339	36.319	26.884	150.9
5	1:46.450	26.620	23.163	30.389	26.278	217.1
6	1:46.224	26.607	22.973	30.351	26.293	217.1
7	1:46.626	26.596	23.019	30.636	26.375	217.1
8	1:46.576	26.618	23.091	30.463	26.404	216.0
9	1:46.455	26.555	23.106	30.429	26.365	217.1

5 Miguel COSTA — BRA
Campos Racing — Tatuus F4 T -421

Lap	Time	Sector 1	Sector 2	Sector 3	Sector 4	T.Spd
1	3:39.213	2:13.229	25.266	32.690	28.028	164.8
2	1:54.632	29.715	24.720	32.477	27.720	188.3
3	4:03.443 B	26.732	23.343	30.942	2:42.426	217.1
4	1:56.234	33.939	24.156	31.745	26.394	
5	1:47.000	26.684	23.239	30.688	26.389	221.8
6	1:46.443	26.509	23.161	30.549	26.224	220.6
7	1:46.316	26.477	23.051	30.585	26.203	221.8
8	1:46.328	26.487	23.105	30.474	26.262	217.1
9	1:46.247	26.507	22.997	30.503	26.240	217.1
10	1:46.421	26.510	23.105	30.533	26.273	217.1
11	1:46.662	26.531	23.203	30.631	26.297	217.1

6 Sacha VAN'T PAD BOSCH — NLD
T-Code by Amtog — Tatuus F4 T -421

Lap	Time	Sector 1	Sector 2	Sector 3	Sector 4	T.Spd
1	2:02.807	37.447	25.619	32.253	27.488	142.5
2	1:49.170	27.386	23.828	31.344	26.612	210.5
3	1:49.925	26.869	23.581	31.062	28.413	219.5
4	4:11.343 B	26.873	25.149	34.199	2:45.122	218.3
5	1:56.480	34.843	23.681	31.381	26.575	
6	1:47.273	26.717	23.336	30.796	26.424	217.1
7	1:46.923	26.705	23.162	30.724	26.332	221.8
8	1:47.556	26.571	23.351	31.025	26.609	219.5
9	1:47.221	26.657	23.367	30.728	26.469	218.3
10	1:47.156	26.716	23.219	30.743	26.478	214.9
11	1:47.300	26.634	23.344	30.794	26.528	217.1

9 René LAMMERS — NLD
MP Motorsport — Tatuus F4 T -421

Lap	Time	Sector 1	Sector 2	Sector 3	Sector 4	T.Spd
1	4:52.345	3:27.690	25.086	32.304	27.265	158.5
2	1:48.385	27.534	23.405	30.993	26.453	209.4
3	3:56.434 B	30.687	30.293	39.527	2:15.927	214.9
4	2:04.464	37.235	25.630	33.689	27.910	127.5
5	1:46.950	26.614	23.199	30.889	26.248	218.3
6	1:46.044	26.364	23.039	30.405	26.236	217.1
7	1:46.179	26.410	23.016	30.481	26.272	218.3
8	1:46.224	26.486	23.008	30.536	26.194	217.1
9	1:53.298	26.444	25.223	33.709	27.922	219.5

10 Niklas SCHAUFLER — AUT
KCL MP Motorsport — Tatuus F4 T -421

Lap	Time	Sector 1	Sector 2	Sector 3	Sector 4	T.Spd
1	4:26.630	2:57.746	26.316	33.785	28.783	156.6
2	1:51.405	28.355	24.606	31.828	26.616	197.3
3	4:13.482 B	26.837	26.733	49.630	2:30.282	213.8
4	2:03.637	36.069	24.147	36.321	27.100	151.4
5	1:48.344	26.688	23.213	31.062	27.381	216.0
6	1:46.818	26.647	23.102	30.584	26.485	214.9
7	1:46.869	26.588	23.145	30.646	26.490	214.9
8	1:46.797	26.670	23.032	30.670	26.425	214.9
9	1:46.928	26.554	23.225	30.512	26.637	216.0
10	1:46.971	26.525	23.178	30.608	26.660	216.0

11 Reno FRANCOT — NLD
KCL MP Motorsport — Tatuus F4 T -421

Lap	Time	Sector 1	Sector 2	Sector 3	Sector 4	T.Spd
1	5:04.890	3:39.430	25.457	32.715	27.288	164.2
2	1:49.870	28.281	23.857	31.239	26.493	195.4
3	3:09.091 B	28.698	27.485	38.253	1:34.655	217.1
4	2:12.234 B	33.655	23.993	31.599	42.987	164.8
5	1:54.922	32.119	23.497	31.153	28.153	170.3
6	1:46.464	26.615	23.017	30.583	26.249	209.4
7	1:46.217	26.495	23.057	30.399	26.266	213.8
8	1:46.175	26.485	22.987	30.423	26.280	216.0
9	1:46.433	26.459	23.185	30.427	26.362	217.1
10	1:46.532	26.491	23.089	30.573	26.379	216.0

17 Nacho TUÑON — ESP
Tecnicar by Amtog — Tatuus F4 T -421

Lap	Time	Sector 1	Sector 2	Sector 3	Sector 4	T.Spd
1	2:04.731	38.673	25.976	32.595	27.487	155.5
2	1:55.429	29.028	25.351	32.616	28.434	212.6
3	1:51.773	27.082	24.695	33.265	26.731	216.0
4	4:02.610 B	26.854	23.552	32.013	2:40.191	218.3
5	1:59.067	34.727	24.218	33.194	26.928	166.2
6	1:47.634	26.737	23.318	30.908	26.671	220.6

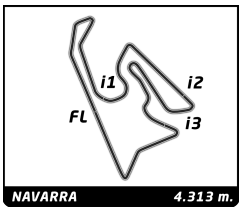

F4Spain
ROUND 2 - NAVARRA
QUALIFYING 1

Sector Analysis

__ Invalidated Lap Personal Best Session Best **B** Crossing the pit lane

Lap	Time	Sector 1	Sector 2	Sector 3	Sector 4	T.Spd
7	1:47.401	26.667	23.341	30.885	26.508	216.0
8	1:47.236	26.734	23.251	30.791	26.460	213.8
9	1:47.109	26.633	23.182	30.775	26.519	213.8
10	1:47.340	26.527	23.369	30.889	26.555	217.1
11	1:47.293	26.615	23.305	30.634	26.739	217.1

19 Matus RYBA — SVK
Griffin Core — Tatuus F4 T -421

Lap	Time	Sector 1	Sector 2	Sector 3	Sector 4	T.Spd
1	3:59.564	2:33.336	24.721	32.730	28.777	
2	1:51.130	27.009	24.783	32.770	26.568	220.6
3	3:51.590 **B**	26.669	23.257	32.601	2:29.063	208.3
4	1:57.707	36.167	23.499	31.280	26.761	
5	1:47.115	26.662	23.185	30.767	26.501	219.5
6	1:46.627	26.498	23.153	30.602	26.374	221.8
7	1:46.507	26.487	23.151	30.428	26.441	221.8
8	1:46.611	26.554	23.159	30.527	26.371	221.8
9	1:46.638	26.553	23.080	30.624	26.381	
10	1:46.281	26.500	23.041	30.360	26.380	221.8

22 Juan COTA — ESP
MP Motorsport — Tatuus F4 T -421

Lap	Time	Sector 1	Sector 2	Sector 3	Sector 4	T.Spd
1	4:24.165	2:55.811	26.418	33.979	27.957	162.2
2	1:50.332	27.854	24.100	31.752	26.626	208.3
3	4:10.065 **B**	26.665	26.616	49.558	2:27.226	213.8
4	2:05.038	41.052	24.424	32.746	26.816	144.0
5	1:46.640	26.657	23.184	30.473	26.326	217.1
6	1:46.256	26.515	22.993	30.483	26.265	218.3
7	1:46.220	26.536	22.979	30.448	26.257	218.3
8	1:46.131	26.426	22.978	30.391	26.336	217.1
9	1:46.331	26.427	23.062	30.481	26.361	213.8
10	1:46.587	26.509	23.139	30.495	26.444	216.0

23 Jan PRZYROWSKI — POL
Griffin Core — Tatuus F4 T -421

Lap	Time	Sector 1	Sector 2	Sector 3	Sector 4	T.Spd
1	3:37.271	2:10.098	25.582	32.981	28.610	
2	1:55.309	30.254	24.746	32.800	27.509	173.9
3	4:02.539 **B**	26.808	23.222	30.838	2:41.671	216.0
4	1:56.469	33.695	25.238	31.078	26.458	
5	1:46.700	26.686	23.087	30.646	26.281	220.6
6	1:46.164	26.441	23.018	30.460	26.245	217.1
7	1:46.164	26.506	22.974	30.467	26.217	218.3
8	1:46.114	26.407	23.015	30.439	26.253	216.0
9	1:46.173	26.387	23.060	30.443	26.283	217.1
10	1:46.202	26.442	23.062	30.398	26.300	220.6
11	1:46.271	26.369	23.133	30.468	26.301	220.6

24 Kyuho LEE — KOR
Rodin Motorsport — Tatuus F4 T -421

Lap	Time	Sector 1	Sector 2	Sector 3	Sector 4	T.Spd
1	2:54.013 **B**	56.578	27.922	36.328	53.185	
2	1:59.877	34.769	25.464	32.620	27.024	
3	1:48.633	27.125	23.654	31.309	26.545	217.1
4	3:08.126 **B**	30.191	29.657	39.633	1:28.645	217.1
5	1:57.729	35.584	24.062	31.376	26.707	
6	1:47.492	26.887	23.261	30.894	26.450	219.5
7	1:47.377	26.898	23.399	30.734	26.346	220.6
8	1:46.998	26.763	23.245	30.707	26.283	218.3
9	1:47.287	26.692	23.301	30.830	26.464	220.6
10	1:47.365	26.813	23.183	30.905	26.464	218.3
11	1:47.450	26.843	23.309	30.719	26.579	219.5

25 Francisco MONARCA — ARG
Monlau Motorsport — Tatuus F4 T -421

Lap	Time	Sector 1	Sector 2	Sector 3	Sector 4	T.Spd
1	3:07.194	1:43.190	24.775	32.038	27.191	
2	1:50.077	27.855	24.009	31.348	26.865	
3	1:47.446	26.754	23.382	31.023	26.287	
4	3:13.034 **B**	29.421	29.770	39.913	1:33.930	
5	1:56.129	33.358	23.560	32.233	26.978	
6	2:02.248	31.215	27.558	36.492	26.983	
7	1:47.623	26.997	23.410	30.828	26.388	
8	1:46.851	26.757	23.157	30.649	26.288	
9	1:46.828	26.659	23.214	30.677	26.278	
10	1:46.891	26.607	23.227	30.706	26.351	

27 Alexander JACOBY — BRA
Monlau Motorsport — Tatuus F4 T -421

Lap	Time	Sector 1	Sector 2	Sector 3	Sector 4	T.Spd
1	3:15.425	1:48.497	26.106	33.118	27.704	
2	1:49.810	27.729	23.836	31.581	26.664	

32 Wiktor DOBRZANSKI — POL
Tecnicar by Amtog — Tatuus F4 T -421

Lap	Time	Sector 1	Sector 2	Sector 3	Sector 4	T.Spd
1	2:05.402	39.002	26.088	32.687	27.625	
2	1:55.536	28.942	25.150	32.755	28.689	216.0
3	1:52.033	26.829	24.717	33.313	27.174	213.8
4	4:02.787 **B**	26.884	24.590	33.538	2:37.775	223.0
5	2:00.882	36.346	24.336	31.860	28.340	155.5
6	1:48.062	26.954	23.543	31.009	26.556	220.6
7	1:47.623	26.925	23.281	30.943	26.474	224.3
8	1:47.690	26.854	23.240	31.023	26.573	219.5
9	1:47.851	26.882	23.285	31.047	26.637	221.8
10	1:47.705	26.873	23.291	30.848	26.693	220.6
11	1:48.115	26.916	23.363	31.159	26.677	220.6

33 Christopher EL FEGHALI — LBN
Drivex — Tatuus F4 T -421

Lap	Time	Sector 1	Sector 2	Sector 3	Sector 4	T.Spd
1	3:44.261	2:19.755	24.765	31.882	27.859	163.5
2	1:54.163	27.694	23.606	34.195	28.668	213.8
3	4:05.822 **B**	26.740	23.505	31.299	2:44.278	216.0
4	1:57.098	35.198	23.724	30.927	27.249	166.8
5	1:46.970	26.693	23.189	30.746	26.342	217.1
6	1:46.405	26.584	23.067	30.538	26.216	217.1
7	1:46.623	26.544	23.130	30.507	26.442	218.3
8	1:46.570	26.543	23.107	30.484	26.436	216.0
9	1:50.686	26.998	25.438	31.627	26.623	216.0
10	1:46.607	26.611	23.124	30.547	26.325	216.0
11	1:47.024	26.584	23.181	30.704	26.555	219.5

37 Filippo FIORENTINO — BRA
Drivex — Tatuus F4 T -421

Lap	Time	Sector 1	Sector 2	Sector 3	Sector 4	T.Spd
1	5:10.730	3:44.017	25.868	33.260	27.585	152.6
2	1:48.418	27.426	23.557	30.977	26.458	211.5
3	3:11.366 **B**	27.295	26.386	37.278	1:40.407	214.9
4	1:53.483	32.338	23.449	31.115	26.581	170.3
5	1:47.507	26.952	23.374	30.864	26.317	216.0
6	2:06.737	26.800	35.449	37.525	26.963	214.9

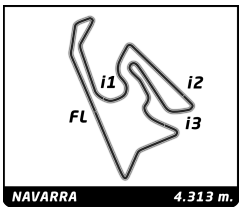

F4Spain
ROUND 2 - NAVARRA
QUALIFYING 1

Sector Analysis

__ Invalidated Lap Personal Best Session Best **B** Crossing the pit lane

Lap	Time	Sector 1	Sector 2	Sector 3	Sector 4	T.Spd
7	1:47.036	26.784	23.246	30.683	26.323	214.9
8	1:46.841	26.666	23.110	30.774	26.291	214.9
9	1:46.661	26.714	23.093	30.610	26.244	214.9
10	1:46.844	26.635	23.181	30.672	26.356	213.8

39 Santino PANETTA — ARG
TC Racing — Tatuus F4 T -421

Lap	Time	Sector 1	Sector 2	Sector 3	Sector 4	T.Spd
1	2:06.486	42.564	24.745	32.121	27.056	
2	1:49.758	27.714	24.127	31.301	26.616	210.5
3	1:47.371	26.757	23.258	30.921	26.435	
4	4:17.296 **B**	26.752	23.131	33.712	2:53.701	212.6
5	1:58.214	33.257	24.130	33.160	27.667	
6	1:48.592	26.696	24.487	30.973	26.436	216.0
7	1:46.900	26.596	23.149	30.735	26.420	212.6
8	1:46.892	26.549	23.069	30.885	26.389	
9	1:47.416	26.564	23.260	30.950	26.642	209.4

41 Stepan SUSLOV — SWE
DXR — Tatuus F4 T -421

Lap	Time	Sector 1	Sector 2	Sector 3	Sector 4	T.Spd
1	3:44.850	2:20.490	24.708	32.364	27.288	161.6
2	1:52.937	27.383	24.326	33.260	27.968	214.9
3	4:08.997 **B**	26.859	23.452	31.145	2:47.541	214.9
4	1:57.444	35.184	23.557	31.263	27.440	168.9
5	1:47.392	26.722	23.299	30.944	26.427	217.1
6	1:47.162	26.725	23.316	30.659	26.462	217.1
7	1:49.750	26.702	25.497	31.051	26.500	216.0
8	1:47.326	26.701	23.355	30.813	26.457	217.1
9	1:47.320	26.695	23.338	30.821	26.466	214.9
10	1:47.681	26.703	23.672	30.737	26.569	216.0

46 Nathan TYE — GBR
Rodin Motorsport — Tatuus F4 T -421

Lap	Time	Sector 1	Sector 2	Sector 3	Sector 4	T.Spd
1	4:35.166 **B**	2:41.179	25.601	32.603	55.783	
2	1:56.083	33.974	23.946	31.637	26.526	168.2
3	3:17.917 **B**	29.192	27.411	38.475	1:42.839	213.8
4	1:58.376	36.504	23.907	31.521	26.444	154.3
5	1:46.722	26.560	23.218	30.680	26.264	217.1
6	1:46.464	26.530	23.106	30.513	26.315	217.1
7	1:46.411	26.478	23.091	30.561	26.281	217.1
8	1:46.508	26.540	23.106	30.511	26.351	216.0
9	1:46.420	26.547	23.065	30.525	26.283	216.0
10	1:46.762	26.544	23.074	30.709	26.435	213.8
11	1:46.838	26.568	23.161	30.680	26.429	218.3

48 Gino TRAPPA — ARG
Drivex — Tatuus F4 T -421

Lap	Time	Sector 1	Sector 2	Sector 3	Sector 4	T.Spd
1	3:42.974	2:18.931	24.978	31.922	27.143	160.3
2	1:52.534	27.436	24.534	32.931	27.633	216.0
3	4:10.122 **B**	27.350	23.884	31.478	2:47.410	216.0
4	1:57.256	35.655	23.819	31.016	26.766	168.2
5	1:47.237	26.750	23.231	30.760	26.496	218.3
6	1:46.824	26.644	23.328	30.645	26.207	218.3
7	1:46.550	26.544	23.186	30.588	26.232	216.0
8	1:46.709	26.559	23.157	30.679	26.314	217.1
9	1:46.879	26.675	23.052	30.716	26.436	213.8
10	1:47.208	26.688	23.193	30.851	26.476	216.0
11	1:47.820	26.693	23.199	30.893	27.035	217.1

57 Kaiden HIGGINS — ARE
DXR — Tatuus F4 T -421

Lap	Time	Sector 1	Sector 2	Sector 3	Sector 4	T.Spd
1	3:49.133	2:24.205	25.346	32.342	27.240	
2	1:50.760	27.287	23.506	31.483	28.484	
3	4:35.185 **B**	26.899	23.409	31.115	3:13.762	
4	1:58.860	36.347	24.003	31.577	26.933	
5	1:47.450	26.734	23.352	30.948	26.416	
6	1:47.534	26.660	23.615	30.800	26.459	
7	1:47.452	26.703	23.299	30.819	26.631	
8	1:47.109	26.680	23.310	30.702	26.417	
9	1:47.217	26.603	23.212	30.714	26.688	
10	1:49.995	26.638	25.332	31.219	26.806	

70 Aleksandar BOGUNOVIC — SVN
GRS Team — Tatuus F4 T -421

Lap	Time	Sector 1	Sector 2	Sector 3	Sector 4	T.Spd
1	5:04.842 **B**	3:20.130	24.188	31.508	49.016	
2	1:55.672	33.751	23.701	31.216	27.004	
3	3:01.732 **B**	29.854	25.212	37.387	1:29.279	
4	1:58.576	32.944	24.589	33.625	27.418	
5	1:48.126	27.021	23.491	30.963	26.651	214.9
6	1:47.719	26.912	23.341	30.799	26.667	
7	1:47.700	27.029	23.279	30.713	26.679	210.5
8	1:47.826	26.937	23.393	30.803	26.693	
9	1:48.061	26.895	23.521	30.859	26.786	
10	1:48.042	26.850	23.502	30.834	26.856	212.6

71 Daniel DALLAKYAN — ARM
GRS Team — Tatuus F4 T -421

Lap	Time	Sector 1	Sector 2	Sector 3	Sector 4	T.Spd
1	4:06.729	2:36.849	26.423	34.311	29.146	145.5
2	1:54.696	27.403	23.896	36.304	27.093	217.1
3	4:08.165 **B**	26.992	23.491	33.807	2:43.875	219.5
4	1:56.347	33.910	23.787	31.584	27.066	
5	1:47.691	26.903	23.375	30.794	26.619	217.1
6	1:47.554	26.987	23.296	30.755	26.516	219.5
7	1:47.433	26.882	23.271	30.806	26.474	220.6
8	1:47.202	26.835	23.202	30.603	26.562	218.3
9	1:47.735	26.855	23.306	30.893	26.681	218.3

77 Andrej PETROVIC — SRB
T-Code by Amtog — Tatuus F4 T -421

Lap	Time	Sector 1	Sector 2	Sector 3	Sector 4	T.Spd
1	4:05.819	2:36.332	26.387	34.293	28.807	
2	1:54.489	27.247	23.421	37.236	26.585	
3	3:56.314 **B**	26.688	23.270	34.872	2:31.484	
4	1:56.568	33.154	23.931	32.558	26.925	
5	1:46.702	26.582	23.171	30.582	26.367	
6	1:46.673	26.553	23.110	30.765	26.245	
7	1:46.454	26.592	23.041	30.525	26.296	
8	1:48.330	26.599	23.186	30.743	27.802	
9	1:46.675	26.456	23.211	30.551	26.457	
10	1:46.630	26.459	23.076	30.597	26.498	

78 Alfio SPINA — ITA
TC Racing — Tatuus F4 T -421

Lap	Time	Sector 1	Sector 2	Sector 3	Sector 4	T.Spd
1	2:42.445 **B**	41.921	24.767	32.294	1:03.463	154.9
2	1:55.506	33.775	23.965	31.123	26.643	168.2
3	1:46.826	26.665	23.183	30.654	26.324	216.0

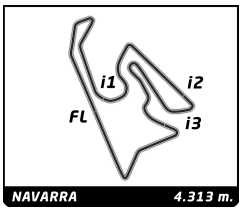

F4Spain
ROUND 2 - NAVARRA
QUALIFYING 1

Sector Analysis

__ Invalidated Lap Personal Best Session Best **B** Crossing the pit lane

Lap	Time	Sector 1	Sector 2	Sector 3	Sector 4	T.Spd
4	3:35.268 **B**	26.584	32.675	41.623	1:54.386	217.1
5	2:13.477	33.827	28.700	34.811	36.139	167.5
6	1:46.793	26.560	23.207	30.777	26.249	219.5
7	1:46.663	26.588	23.177	30.654	26.244	217.1
8	1:46.798	26.583	23.159	30.688	26.368	214.9
9	1:46.553	26.482	23.236	30.567	26.268	216.0
10	1:46.643	26.614	23.105	30.536	26.388	219.5
11	1:46.976	26.503	23.319	30.768	26.386	216.0

81 Noah MONTEIRO — PRT
Campos Racing — Tatuus F4 T -421

Lap	Time	Sector 1	Sector 2	Sector 3	Sector 4	T.Spd
1	3:41.583	2:15.564	25.382	32.294	28.343	
2	1:53.330	28.221	24.460	32.448	28.201	
3	4:03.126 **B**	26.859	23.282	30.679	2:42.306	
4	1:58.136	36.042	23.999	30.942	27.153	
5	1:46.836	26.726	23.280	30.616	26.214	
6	1:46.231	26.516	22.995	30.512	26.208	
7	1:46.196	26.571	23.042	30.419	26.164	
8	1:46.220	26.546	23.040	30.467	26.167	
9	1:46.521	26.537	23.020	30.588	26.376	
10	1:46.348	26.427	23.154	30.447	26.320	

88 Santiago BAZTARRICA — ARG
TC Racing — Tatuus F4 T -421

Lap	Time	Sector 1	Sector 2	Sector 3	Sector 4	T.Spd
1	2:43.479 **B**	42.300	24.721	33.108	1:03.350	159.1
2	1:56.287	34.078	23.992	31.196	27.021	165.5
3	1:47.557	26.914	23.362	30.859	26.422	216.0
4	5:58.234 **B**	26.832	28.920	40.521	4:21.961	217.1
5	1:55.599	33.543	24.571	31.027	26.458	165.5
6	1:47.130	26.774	23.339	30.623	26.394	214.9
7	1:46.961	26.738	23.210	30.623	26.390	214.9
8	1:47.014	26.889	23.114	30.589	26.422	216.0
9	1:46.975	26.738	23.239	30.532	26.466	217.1
10	1:47.490	26.755	23.228	30.930	26.577	216.0

91 Lorenzo CAMPOS — AGO
Monlau Motorsport — Tatuus F4 T -421

Lap	Time	Sector 1	Sector 2	Sector 3	Sector 4	T.Spd
1	3:08.087	1:44.525	24.612	31.977	26.973	163.5
2	1:50.294	27.833	23.979	31.815	26.667	209.4
3	1:47.965	26.735	23.437	31.357	26.436	213.8
4	3:12.609 **B**	29.013	29.175	39.828	1:34.593	212.6
5	1:56.789	32.954	23.745	31.774	28.316	168.9
6	1:47.379	26.702	23.390	30.880	26.407	214.9
7	1:46.956	26.629	23.215	30.771	26.341	213.8
8	1:48.130	26.642	23.184	31.075	27.229	214.9
9	1:46.737	26.659	23.206	30.523	26.349	213.8
10	1:47.043	26.575	23.145	30.831	26.492	213.8
11	1:47.095	26.484	23.299	30.815	26.497	213.8

99 Thomas STRAUVEN — BEL
Griffin Core — Tatuus F4 T -421

Lap	Time	Sector 1	Sector 2	Sector 3	Sector 4	T.Spd
1	3:34.535	2:05.794	25.250	33.836	29.655	
2	1:56.159	31.223	24.646	32.898	27.392	
3	4:01.844 **B**	26.647	23.143	30.686	2:41.368	
4	1:55.866	32.523	25.996	31.133	26.214	
5	1:46.217	26.511	23.086	30.497	26.123	
6	1:45.831	26.432	22.987	30.395	26.017	
7	1:45.836	26.402	23.007	30.421	26.006	
8	1:46.082	26.381	23.076	30.564	26.061	
9	1:49.113	26.615	23.236	32.285	26.977	
10	1:46.400	26.411	23.014	30.756	26.219	

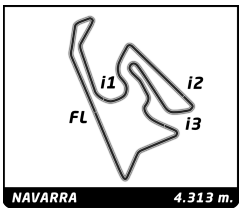

F4Spain
ROUND 2 - NAVARRA
QUALIFYING 1

Flag Analysis

	Flag	Time
	GREEN FLAG	12:50:00.000
	YELLOW FLAG AT SECTOR 3	12:56:48.440
	RED FLAG	12:56:51.340
	GREEN FLAG AT SECTOR 3	12:56:51.390
	GREEN FLAG	12:59:18.419
	CHEQUERED FLAG	13:12:27.079

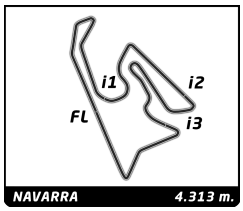

F4Spain
ROUND 2 - NAVARRA
QUALIFYING 1

Track Limits Analysis

No	Driver	Team	T.L. Nr	Camera	Lap	Time
2	Vivek KANTHAN	Campos Racing	1	Turn 8	8	13:07:38.660
					Total Infractions:	**1**
4	Ean EYCKMANS	MP Motorsport	1	Turn 8	9	13:10:20.646
4	Ean EYCKMANS	MP Motorsport	2	Turn 8	10	13:12:07.127
					Total Infractions:	**2**
5	Miguel COSTA	Campos Racing	1	Turn 2	3	12:55:45.723
5	Miguel COSTA	Campos Racing	2	Turn 2	6	13:03:32.051
5	Miguel COSTA	Campos Racing	3	Turn 2	10	13:10:37.615
					Total Infractions:	**3**
6	Sacha VAN'T PAD BOSCH	T-Code by Amtog	1	Turn 17	1	12:51:53.986
6	Sacha VAN'T PAD BOSCH	T-Code by Amtog	2	Turn 17	5	13:01:41.190
6	Sacha VAN'T PAD BOSCH	T-Code by Amtog	3	Turn 8	10	13:09:40.119
					Total Infractions:	**3**
9	René LAMMERS	MP Motorsport	1	Turn 17	9	13:11:32.129
					Total Infractions:	**1**
11	Reno FRANCOT	KCL MP Motorsport	1	Turn 8	10	13:11:57.452
					Total Infractions:	**1**
17	Nacho TUÑON	Tecnicar by Amtog	1	Turn 15	11	13:12:15.245
					Total Infractions:	**1**
24	Kyuho LEE	Rodin Motorsport	1	Turn 15	8	13:06:48.855
24	Kyuho LEE	Rodin Motorsport	2	Turn 8	10	13:09:38.977
24	Kyuho LEE	Rodin Motorsport	3	Turn 17	10	13:10:36.339
					Total Infractions:	**3**
25	Francisco MONARCA	Monlau Motorsport	1	Turn 8	3	12:55:38.904
25	Francisco MONARCA	Monlau Motorsport	2	Turn 2	6	13:02:05.935
					Total Infractions:	**2**
32	Wiktor DOBRZANSKI	Tecnicar by Amtog	1	Turn 8	7	13:04:26.424
					Total Infractions:	**1**
39	Santino PANETTA	TC Racing	1	Turn 17	9	13:09:00.591
					Total Infractions:	**1**
46	Nathan TYE	Rodin Motorsport	1	Turn 8	9	13:09:34.901
					Total Infractions:	**1**
48	Gino TRAPPA	Drivex	1	Turn 15	5	13:03:08.764
48	Gino TRAPPA	Drivex	2	Turn 15	10	13:12:02.600
48	Gino TRAPPA	Drivex	3	Turn 15	11	13:13:49.843
					Total Infractions:	**3**
57	Kaiden HIGGINS	DXR	1	Turn 17	2	12:55:31.055
57	Kaiden HIGGINS	DXR	2	Turn 8	3	12:56:21.256
57	Kaiden HIGGINS	DXR	3	Turn 17	9	13:11:01.658
					Total Infractions:	**3**
70	Aleksandar BOGUNOVIC	GRS Team	1	Turn 8	4	13:00:50.116
					Total Infractions:	**1**
71	Daniel DALLAKYAN	GRS Team	1	Turn 17	9	13:10:54.399
					Total Infractions:	**1**
77	Andrej PETROVIC	T-Code by Amtog	1	Turn 2	2	12:54:17.263
					Total Infractions:	**1**

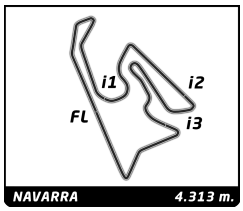

F4Spain
ROUND 2 - NAVARRA
QUALIFYING 1

Track Limits Analysis

No	Driver	Team	T.L. Nr	Camera	Lap	Time
88	Santiago BAZTARRICA	TC Racing	1	Turn 17	3	12:56:18.734
					Total Infractions:	**1**
91	Lorenzo CAMPOS	Monlau Motorsport	1	Turn 17	11	13:12:30.659
					Total Infractions:	**1**

TOTAL TRACK LIMITS: **31**

Published at: XX:XX **9:30**

DAPHNE FERNÁNDEZ OD -1537 – ESP/CAT

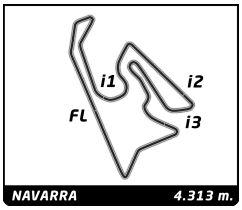

F4Spain
ROUND 2 - NAVARRA
QUALIFYING 1

Provisional Race Director Report

Hour	Flag	Message
12:45:41		F4 - PIT LANE WILL BE OPEN AT 12.50
12:46:14		TRACK TEMPERATURE 13.3C - AIR TEMPERATURE 20.5C - HUMIDITY 64%
12:48:01		FAST LANE OPEN
12:50:00		PIT LANE OPEN
13:14:53		CARS & DRIVERS #99 #9 #23 #33 PROCEED TO THE SCRUTINEERING BAY INMEDIATELY AFTER SESSION

Published at: **13:22**

Race Director:	**Timekeeper:**
David RODRÍGUEZ	Alberto ESTÉBANEZ

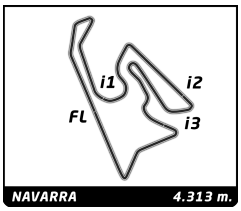

ROUND 2 - NAVARRA

F4Spain

QUALIFYING 1

Weather Report

Air Temperature

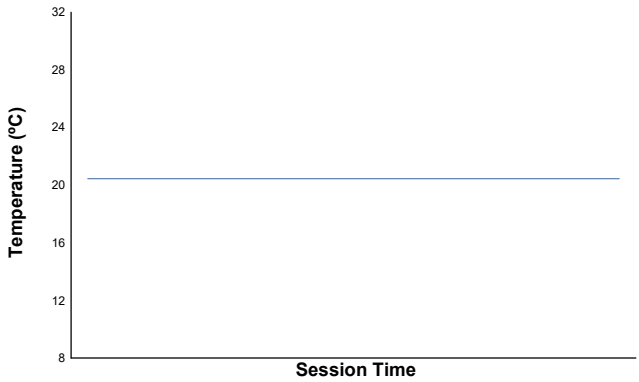

Track Temperature

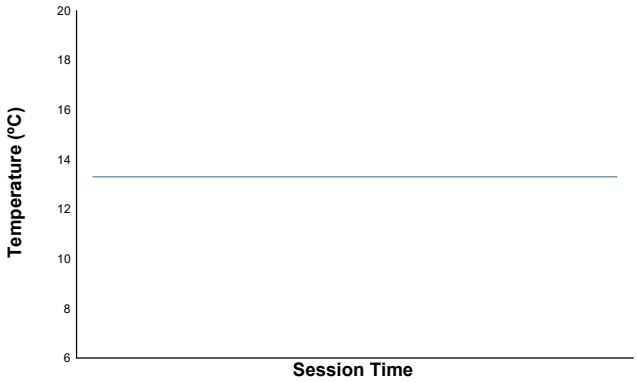

Humidity

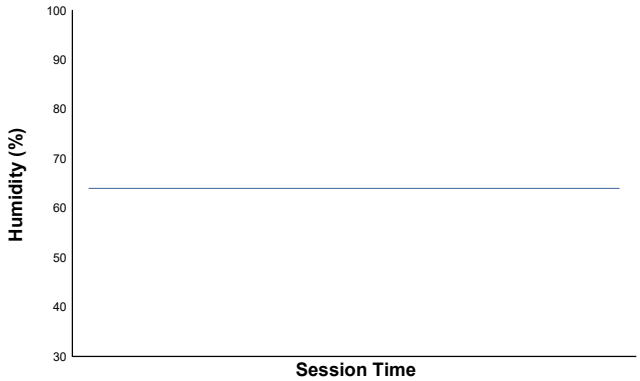

Pressure

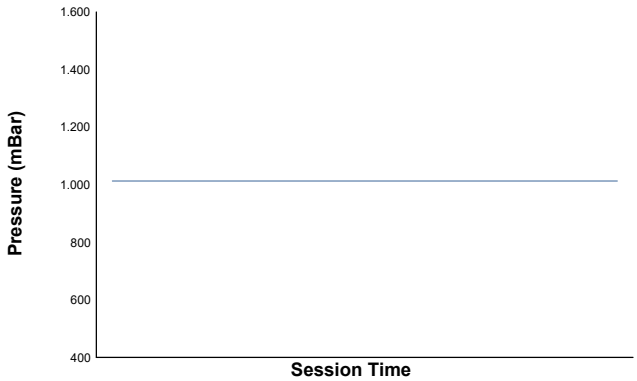

Wind Speed

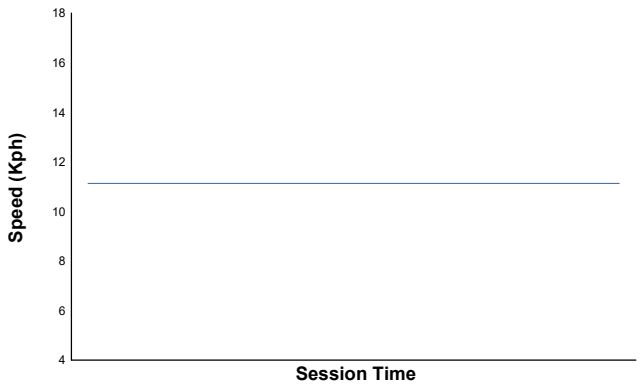

Wind Direction

North=0º/360º East=90º South=180º West=270º

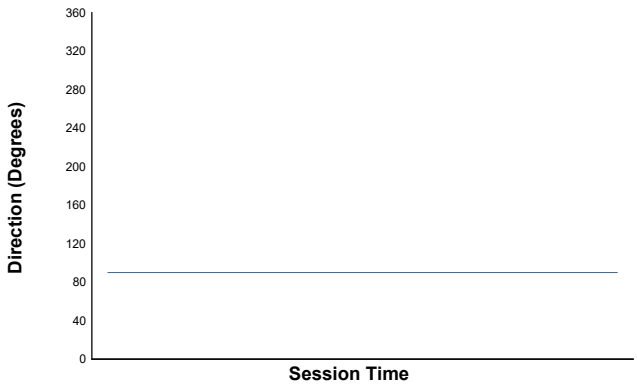

Track Status: **DRY**

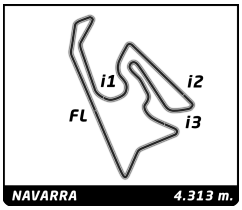

F4Spain
ROUND 2 - NAVARRA
RACE 1 (35 Minutes +1 Lap)

Final Starting Grid

			- 16 -	27	Monlau Motorsport	Alexander JACOBY
1:47.700	Aleksandar BOGUNOVIC	GRS Team	70 - 15 -	32	Tecnicar by Amtog	1:47.690 Wiktor DOBRZANSKI
1:47.287	Kyuho LEE	Rodin Motorsport	24 - 14 -	71	GRS Team	1:47.202 Daniel DALLAKYAN
1:47.162	Stepan SUSLOV	DXR	41 - 13 -	57	DXR	1:47.109 Kaiden HIGGINS
1:47.109	Nacho TUÑON	Tecnicar by Amtog	17 - 12 -	88	TC Racing	1:46.961 Santiago BAZTARRICA
1:46.923	Sacha VAN'T PAD BOSCH	T-Code by Amtog	6 - 11 -	39	TC Racing	1:46.892 Santino PANETTA
1:46.828	Francisco MONARCA	Monlau Motorsport	25 - 10 -	10	KCL MP Motorsport	1:46.797 Niklas SCHAUFLER
1:46.737	Lorenzo CAMPOS	Monlau Motorsport	91 - 9 -	37	Drivex	1:46.661 Filippo FIORENTINO
1:46.324	Hudson SCHWARTZ	KCL MP Motorsport	1 - 8 -	78	TC Racing	1:46.553 Alfio SPINA
1:46.550	Gino TRAPPA	Drivex	48 - 7 -	77	T-Code by Amtog	1:46.454 Andrej PETROVIC
1:46.411	Nathan TYE	Rodin Motorsport	46 - 6 -	2	Campos Racing	1:46.126 Vivek KANTHAN
1:46.405	Christopher EL FEGHALI	Drivex	33 - 5 -	19	Griffin Core	1:46.281 Matus RYBA
1:46.247	Miguel COSTA	Campos Racing	5 - 4 -	4	MP Motorsport	1:46.224 Ean EYCKMANS
1:46.196	Noah MONTEIRO	Campos Racing	81 - 3 -	11	KCL MP Motorsport	1:46.175 Reno FRANCOT
1:46.131	Juan COTA	MP Motorsport	22 - 2 -	23	Griffin Core	1:46.114 Jan PRZYROWSKI
1:46.044	René LAMMERS	MP Motorsport	9 - 1 -	99	Griffin Core	1:45.831 Thomas STRAUVEN

Pole

CAR #1 - DROP OF 5 GRID POSITIONS - STEWARDS DECISION Nº53 - MOTORLAND
CAR #2 - DROP OF 7 GRID POSITIONS - STEWARDS DECISION Nº56 - MOTORLAND

Published at: 15:20

Stewards

Pedro VILCHES Noelia FRANCO Mario Cordeiro FERNA

Timekeeper:
Alberto ESTÉBANEZ

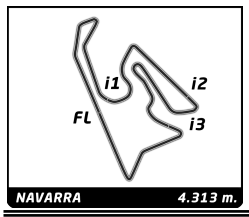

F4Spain

ROUND 2 - NAVARRA

RACE 1 (30 Minutes +1 Lap)

Final Classification

	No	Driver	Nat	Team	Car	Cl.	Laps	Total Time	Gap	Kph	Best Lap Lap	Best Lap Time	Best Lap Kph
1	23	Jan PRZYROWSKI	POL	Griffin Core	Tatuus F4 T -421		17	**32:50.888**	+0.213	133.9	9	**1:46.612**	145.6
2	9	René LAMMERS	NLD	MP Motorsport	Tatuus F4 T -421		17	**32:50.675**	-	133.9	10	**1:46.847**	145.3
3	99	Thomas STRAUVEN	BEL	Griffin Core	Tatuus F4 T -421		17	**32:51.529**	+0.854	133.9	10	**1:46.564**	145.7
4	11	Reno FRANCOT	NLD	KCL MP Motorsport	Tatuus F4 T -421		17	**32:52.288**	+1.613	133.8	10	**1:46.663**	145.6
5	22	Juan COTA	ESP	MP Motorsport	Tatuus F4 T -421		17	**32:55.762**	+5.087	133.6	17	**1:46.760**	145.4
6	19	Matus RYBA	SVK	Griffin Core	Tatuus F4 T -421		17	**32:57.842**	+7.167	133.5	11	**1:47.100**	145.0
7	46	Nathan TYE	GBR	Rodin Motorsport	Tatuus F4 T -421		17	**32:58.599**	+7.924	133.4	13	**1:47.147**	144.9
8	81	Noah MONTEIRO	PRT	Campos Racing	Tatuus F4 T -421	R	17	**32:59.774**	+9.099	133.3	12	**1:46.999**	145.1
9	1	Hudson SCHWARTZ	USA	KCL MP Motorsport	Tatuus F4 T -421		17	**33:01.337**	+10.662	133.2	12	**1:47.079**	145.0
10	33	Christopher EL FEGHALI	LBN	Drivex	Tatuus F4 T -421	R	17	**33:04.451**	+13.776	133.0	14	**1:47.317**	144.7
11	4	Ean EYCKMANS	BEL	MP Motorsport	Tatuus F4 T -421	R	17	**33:04.877**	+14.202	133.0	12	**1:47.037**	145.1
12	5	Miguel COSTA	BRA	Campos Racing	Tatuus F4 T -421	R	17	**33:04.931**	+14.256	133.0	14	**1:47.436**	144.5
13	10	Niklas SCHAUFLER	AUT	KCL MP Motorsport	Tatuus F4 T -421	R	17	**33:05.319**	+14.644	133.0	15	**1:47.371**	144.6
14	2	Vivek KANTHAN	USA	Campos Racing	Tatuus F4 T -421	R	17	**33:05.827**	+15.152	132.9	15	**1:46.945**	145.2
15	37	Filippo FIORENTINO	BRA	Drivex	Tatuus F4 T -421		17	**33:07.798**	+17.123	132.8	15	**1:47.333**	144.7
16	77	Andrej PETROVIC	SRB	T-Code by Amtog	Tatuus F4 T -421		17	**33:10.522**	+19.847	132.6	17	**1:48.055**	143.7
17	78	Alfio SPINA	ITA	TC Racing	Tatuus F4 T -421		17	**33:10.802**	+20.127	132.6	13	**1:47.286**	144.7
18	17	Nacho TUÑON	ESP	Tecnicar by Amtog	Tatuus F4 T -421	R	17	**33:15.492**	+24.817	132.3	8	**1:47.921**	143.9
19	6	Sacha VAN'T PAD BOSCH	NLD	T-Code by Amtog	Tatuus F4 T -421	R	17	**33:16.257**	+25.582	132.2	8	**1:48.065**	143.7
20	32	Wiktor DOBRZANSKI	POL	Tecnicar by Amtog	Tatuus F4 T -421		17	**33:16.903**	+26.228	132.2	17	**1:48.156**	143.6
21	71	Daniel DALLAKYAN	ARM	GRS Team	Tatuus F4 T -421	R	17	**33:20.570**	+29.895	131.9	7	**1:48.248**	143.4
22	25	Francisco MONARCA	ARG	Monlau Motorsport	Tatuus F4 T -421	R	17	**33:20.609**	+29.934	131.9	17	**1:48.009**	143.8
23	70	Aleksandar BOGUNOVIC	SVN	GRS Team	Tatuus F4 T -421	R	17	**33:21.306**	+30.631	131.9	8	**1:48.170**	143.5
24	57	Kaiden HIGGINS	ARE	DXR	Tatuus F4 T -421	R	17	**33:23.346**	+32.671	131.8	11	**1:48.434**	143.2
25	24	Kyuho LEE	KOR	Rodin Motorsport	Tatuus F4 T -421	R	17	**33:24.787**	+34.112	131.7	11	**1:48.052**	143.7
26	41	Stepan SUSLOV	SWE	DXR	Tatuus F4 T -421	R	17	**33:25.065**	+34.390	131.6	8	**1:48.125**	143.6
27	88	Santiago BAZTARRICA	ARG	TC Racing	Tatuus F4 T -421		17	**33:47.728**	+57.053	130.2	13	**1:47.799**	144.0
28	91	Lorenzo CAMPOS	AGO	Monlau Motorsport	Tatuus F4 T -421	R	14	**28:10.979**	3 Laps	128.5	9	**1:48.418**	143.2
		Not classified											
	39	Santino PANETTA	ARG	TC Racing	Tatuus F4 T -421	R	3	**5:54.018**			3	**2:01.034**	128.3
	27	Alexander JACOBY	BRA	Monlau Motorsport	Tatuus F4 T -421		1	**2:03.474**					
	48	Gino TRAPPA	ARG	Drivex	Tatuus F4 T -421								

Pole Position:		Thomas STRAUVEN	**1:45.831**	146.7 Kph
Fastest Lap:	Lap10	Thomas STRAUVEN	**1:46.564**	145.7 Kph

CARS #24, 25, 57 & 91 - TIME PENALTY OF 5 SECONDS - TRACK LIMITS
CAR #91 - TIME PENALTY OF 10 SECONDS - TRACK LIMITS
CAR #4 - TIME PENALTY OF 5 SECONDS - STEWARDS DECISION Nº9
CAR #41 - TIME PENALTY OF 10 SECONDS - STEWARDS DECISION Nº10
CAR #9 - DROP OF 1 POSITION - STEWARDS DECISION Nº12
CAR #78 - TIME PENALTY OF 10 SECONDS - STEWARDS DECISION Nº13

Published at: XX:XX **17:50**

Track Status: **DRY**

Stewards

Pedro VILCHES Noelia FRANCO Mario Cordeiro FERNA

Timekeeper:
Alberto ESTÉBANEZ

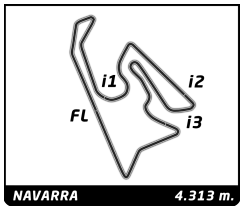

F4Spain
ROUND 2 - NAVARRA
RACE 1 (30 Minutes +1 Lap)

Final Classification by Class

	No	Driver	Nat	Team	Car	Laps	Total Time	Gap	Kph	Best Lap Lap	Best Lap Time	Best Lap Kph
R												
1	81	**Noah MONTEIRO**	PRT	Campos Racing	Tatuus F4 T -421	17	**32:59.774**		133.3	12	**1:46.999**	145.1
2	33	**Christopher EL FEGHALI**	LBN	Drivex	Tatuus F4 T -421	17	**33:04.451**	+4.677	133.0	14	**1:47.317**	144.7
3	4	**Ean EYCKMANS**	BEL	MP Motorsport	Tatuus F4 T -421	17	**33:04.877**	+5.103	133.0	12	**1:47.037**	145.1
4	5	**Miguel COSTA**	BRA	Campos Racing	Tatuus F4 T -421	17	**33:04.931**	+5.157	133.0	14	**1:47.436**	144.5
5	10	**Niklas SCHAUFLER**	AUT	KCL MP Motorsport	Tatuus F4 T -421	17	**33:05.319**	+5.545	133.0	15	**1:47.371**	144.6
6	2	**Vivek KANTHAN**	USA	Campos Racing	Tatuus F4 T -421	17	**33:05.827**	+6.053	132.9	15	**1:46.945**	145.2
7	17	**Nacho TUÑON**	ESP	Tecnicar by Amtog	Tatuus F4 T -421	17	**33:15.492**	+15.718	132.3	8	**1:47.921**	143.9
8	6	**Sacha VAN'T PAD BOSCH**	NLD	T-Code by Amtog	Tatuus F4 T -421	17	**33:16.257**	+16.483	132.2	8	**1:48.065**	143.7
9	71	**Daniel DALLAKYAN**	ARM	GRS Team	Tatuus F4 T -421	17	**33:20.570**	+20.796	131.9	7	**1:48.248**	143.4
10	25	**Francisco MONARCA**	ARG	Monlau Motorsport	Tatuus F4 T -421	17	**33:20.609**	+20.835	131.9	17	**1:48.009**	143.8
11	70	**Aleksandar BOGUNOVIC**	SVN	GRS Team	Tatuus F4 T -421	17	**33:21.306**	+21.532	131.9	8	**1:48.170**	143.5
12	57	**Kaiden HIGGINS**	ARE	DXR	Tatuus F4 T -421	17	**33:23.346**	+23.572	131.8	11	**1:48.434**	143.2
13	24	**Kyuho LEE**	KOR	Rodin Motorsport	Tatuus F4 T -421	17	**33:24.787**	+25.013	131.7	11	**1:48.052**	143.7
14	41	**Stepan SUSLOV**	SWE	DXR	Tatuus F4 T -421	17	**33:25.065**	+25.291	131.6	8	**1:48.125**	143.6
15	91	**Lorenzo CAMPOS**	AGO	Monlau Motorsport	Tatuus F4 T -421	14	**28:10.979**	3 Laps	128.5	9	**1:48.418**	143.2
	Not classified											
	39	**Santino PANETTA**	ARG	TC Racing	Tatuus F4 T -421	3	**5:54.018**	14 Laps		3	**2:01.034**	128.3

CARS #24, 25, 57 & 91 - TIME PENALTY OF 5 SECONDS - TRACK LIMITS
CAR #91 - TIME PENALTY OF 10 SECONDS - TRACK LIMITS
CAR #4 - TIME PENALTY OF 5 SECONDS - STEWARDS DECISION Nº9
CAR #41 - TIME PENALTY OF 10 SECONDS - STEWARDS DECISION Nº10
CAR #9 - DROP OF 1 POSITION - STEWARDS DECISION Nº12
CAR #78 - TIME PENALTY OF 10 SECONDS - STEWARDS DECISION Nº13

Published at: XX:XX **17:50**

Track Status: **DRY**

Stewards

Pedro VILCHES Noelia FRANCO Mario Cordeiro FERNA

Timekeeper:
Alberto ESTÉBANEZ

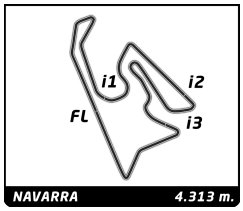

F4Spain
ROUND 2 - NAVARRA
RACE 1

Best Sector Times

	Sector 1			Sector 2			Sector 3			Sector 4							
Pos	No	Driver	Time	No	Driver	Time	No	Driver	Time	No	Driver	Time	Pos	No	Ideal Lap	Best Lap	
1	81	N.MONTEIRO	26.412	23	J.PRZYROWSKI	23.163	2	V.KANTHAN	30.576	99	T.STRAUVEN	26.234	1	23	1:46.519	1:46.612	(2)
2	99	T.STRAUVEN	26.451	22	J.COTA	23.173	11	R.FRANCOT	30.581	23	J.PRZYROWSKI	26.279	2	99	1:46.538	1:46.564	(1)
3	10	N.SCHAUFLER	26.451	99	T.STRAUVEN	23.185	22	J.COTA	30.586	22	J.COTA	26.291	3	22	1:46.551	1:46.760	(4)
4	23	J.PRZYROWSKI	26.452	11	R.FRANCOT	23.193	19	M.RYBA	30.589	11	R.FRANCOT	26.348	4	11	1:46.601	1:46.663	(3)
5	33	C.EL FEGHALI	26.472	19	M.RYBA	23.197	23	J.PRZYROWSKI	30.625	1	H.SCHWARTZ	26.366	5	19	1:46.773	1:47.100	(10)
6	4	E.EYCKMANS	26.477	9	R.LAMMERS	23.215	99	T.STRAUVEN	30.668	9	R.LAMMERS	26.383	6	2	1:46.780	1:46.945	(6)
7	11	R.FRANCOT	26.479	81	N.MONTEIRO	23.216	4	E.EYCKMANS	30.669	2	V.KANTHAN	26.407	7	81	1:46.802	1:46.999	(7)
8	1	H.SCHWARTZ	26.493	4	E.EYCKMANS	23.232	9	R.LAMMERS	30.703	46	N.TYE	26.416	8	9	1:46.834	1:46.847	(5)
9	22	J.COTA	26.501	78	A.SPINA	23.232	88	S.BAZTARRICA	30.721	19	M.RYBA	26.427	9	4	1:46.848	1:47.037	(8)
10	5	M.COSTA	26.503	2	V.KANTHAN	23.265	81	N.MONTEIRO	30.730	33	C.EL FEGHALI	26.429	10	1	1:46.936	1:47.079	(9)
11	2	V.KANTHAN	26.532	46	N.TYE	23.270	37	F.FIORENTINO	30.737	5	M.COSTA	26.435	11	78	1:47.062	1:47.286	(12)
12	9	R.LAMMERS	26.533	1	H.SCHWARTZ	23.318	78	A.SPINA	30.756	81	N.MONTEIRO	26.444	12	33	1:47.068	1:47.317	(13)
13	46	N.TYE	26.545	10	N.SCHAUFLER	23.326	1	H.SCHWARTZ	30.759	88	S.BAZTARRICA	26.445	13	46	1:47.090	1:47.147	(11)
14	19	M.RYBA	26.560	33	C.EL FEGHALI	23.362	33	C.EL FEGHALI	30.805	78	A.SPINA	26.466	14	5	1:47.210	1:47.436	(16)
15	37	F.FIORENTINO	26.591	5	M.COSTA	23.397	46	N.TYE	30.859	4	E.EYCKMANS	26.470	15	37	1:47.228	1:47.333	(14)
16	17	N.TUÑON	26.595	25	F.MONARCA	23.400	5	M.COSTA	30.875	25	F.MONARCA	26.496	16	10	1:47.231	1:47.371	(15)
17	78	A.SPINA	26.608	37	F.FIORENTINO	23.401	10	N.SCHAUFLER	30.900	37	F.FIORENTINO	26.499	17	88	1:47.372	1:47.799	(17)
18	25	F.MONARCA	26.608	17	N.TUÑON	23.408	6	S.VAN'T PAD BOSCH	30.927	24	K.LEE	26.518	18	25	1:47.504	1:48.009	(19)
19	32	W.DOBRZANSKI	26.636	88	S.BAZTARRICA	23.416	71	D.DALLAKYAN	30.965	10	N.SCHAUFLER	26.554	19	17	1:47.637	1:47.921	(18)
20	6	S.VAN'T PAD BOSCH	26.678	24	K.LEE	23.450	41	S.SUSLOV	30.970	91	L.CAMPOS	26.563	20	6	1:47.709	1:48.065	(22)
21	41	S.SUSLOV	26.682	91	L.CAMPOS	23.454	25	F.MONARCA	31.000	17	N.TUÑON	26.607	21	41	1:47.731	1:48.125	(23)
22	77	A.PETROVIC	26.685	41	S.SUSLOV	23.465	32	W.DOBRZANSKI	31.003	41	S.SUSLOV	26.614	22	91	1:47.794	1:48.418	(27)
23	57	K.HIGGINS	26.738	57	K.HIGGINS	23.469	91	L.CAMPOS	31.026	77	A.PETROVIC	26.620	23	24	1:47.854	1:48.052	(20)
24	91	L.CAMPOS	26.751	6	S.VAN'T PAD BOSCH	23.469	17	N.TUÑON	31.027	71	D.DALLAKYAN	26.628	24	77	1:47.861	1:48.055	(21)
25	70	A.BOGUNOVIC	26.757	77	A.PETROVIC	23.500	57	K.HIGGINS	31.047	6	S.VAN'T PAD BOSCH	26.635	25	32	1:47.863	1:48.156	(24)
26	24	K.LEE	26.767	71	D.DALLAKYAN	23.534	77	A.PETROVIC	31.056	32	W.DOBRZANSKI	26.687	26	71	1:47.935	1:48.248	(26)
27	88	S.BAZTARRICA	26.790	32	W.DOBRZANSKI	23.537	24	K.LEE	31.119	57	K.HIGGINS	26.722	27	57	1:47.976	1:48.434	(28)
28	71	D.DALLAKYAN	26.808	70	A.BOGUNOVIC	23.554	70	A.BOGUNOVIC	31.135	70	A.BOGUNOVIC	26.724	28	70	1:48.170	1:48.170	(25)
29	39	S.PANETTA	26.911	39	S.PANETTA	23.929	39	S.PANETTA	32.170	27	A.JACOBY	27.063	29	39	1:50.202	2:01.034	(29)
30	27	A.JACOBY	27.245	27	A.JACOBY	24.161	27	A.JACOBY	32.227	39	S.PANETTA	27.192	30	27	1:50.696		

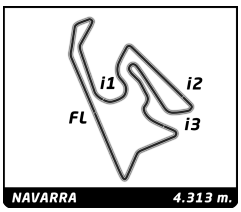

F4Spain
ROUND 2 - NAVARRA
RACE 1

Best Top Speed

No	Driver	Team	Class	Top 1 Kph	Top 1 Lap	Top 2 Kph	Top 2 Lap	Top 3 Kph	Top 3 Lap	Top 4 Kph	Top 4 Lap	Top 5 Kph	Top 5 Lap	Avg
5	Miguel COSTA	Campos Racing	R	**229.3**	13	226.7	16	226.7	3	225.5	7	224.3	14	226,5
32	Wiktor DOBRZANSKI	Tecnicar by Amtog		**228.0**	11	228.0	7	225.5	14	225.5	16	224.3	15	226,3
2	Vivek KANTHAN	Campos Racing	R	**226.7**	10	224.3	8	223.0	15	223.0	9	223.0	7	224,0
71	Daniel DALLAKYAN	GRS Team	R	**226.7**	8	225.5	9	223.0	17	223.0	10	221.8	7	224,0
23	Jan PRZYROWSKI	Griffin Core		**225.5**	7	224.3	16	223.0	17	223.0	14	221.8	3	223,5
24	Kyuho LEE	Rodin Motorsport	R	**225.5**	14	224.3	8	224.3	16	223.0	17	223.0	7	224,0
1	Hudson SCHWARTZ	KCL MP Motorsport		**224.3**	15	224.3	10	224.3	9	224.3	8	224.3	16	224,3
4	Ean EYCKMANS	MP Motorsport	R	**224.3**	14	223.0	17	223.0	8	221.8	16	221.8	13	222,8
6	Sacha VAN'T PAD BOSCH	T-Code by Amtog	R	**224.3**	9	223.0	8	223.0	7	223.0	3	221.8	17	223,0
22	Juan COTA	MP Motorsport		**224.3**	11	221.8	7	221.8	14	220.6	16	220.6	8	221,8
10	Niklas SCHAUFLER	KCL MP Motorsport	R	**223.0**	8	221.8	9	221.8	7	219.5	17	219.5	16	221,1
33	Christopher EL FEGHALI	Drivex	R	**223.0**	9	220.6	8	219.5	16	219.5	12	219.5	10	220,4
41	Stepan SUSLOV	DXR	R	**223.0**	11	220.6	8	220.6	9	219.5	12	219.5	10	220,6
78	Alfio SPINA	TC Racing		**223.0**	10	220.6	7	220.6	16	219.5	12	218.3	17	220,4
11	Reno FRANCOT	KCL MP Motorsport		**221.8**	8	220.6	7	220.6	3	219.5	17	219.5	14	220,4
17	Nacho TUÑON	Tecnicar by Amtog	R	**221.8**	13	220.6	17	220.6	9	220.6	8	219.5	15	220,6
19	Matus RYBA	Griffin Core		**221.8**	12	211.5	17	210.5	14	186.5	6	185.7	4	203,2
37	Filippo FIORENTINO	Drivex		**221.8**	9	221.8	10	220.6	14	219.5	11	219.5	8	220,6
91	Lorenzo CAMPOS	Monlau Motorsport	R	**220.6**	10	219.5	8	218.3	11	218.3	9	218.3	7	219,0
9	René LAMMERS	MP Motorsport		**219.5**	8	219.5	7	219.5	17	218.3	16	218.3	15	219,0
46	Nathan TYE	Rodin Motorsport		**219.5**	10	217.1	15	217.1	14	217.1	12	217.1	8	217,6
70	Aleksandar BOGUNOVIC	GRS Team	R	**219.5**	13	216.0	17	214.9	16	174.6	6	149.8	4	195,0
88	Santiago BAZTARRICA	TC Racing		**218.3**	9	218.3	8	218.3	7	218.3	10	217.1	15	218,1
39	Santino PANETTA	TC Racing	R	**213.8**	2									213,8
25	Francisco MONARCA	Monlau Motorsport	R											
27	Alexander JACOBY	Monlau Motorsport												
48	Gino TRAPPA	Drivex												
57	Kaiden HIGGINS	DXR	R											
77	Andrej PETROVIC	T-Code by Amtog												
81	Noah MONTEIRO	Campos Racing	R											
99	Thomas STRAUVEN	Griffin Core												

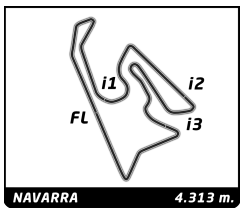

F4Spain
ROUND 2 - NAVARRA
RACE 1

Lap Chart

No	Pos	Grid	Lap 1	2	3	4	5	6	7	8	9	10	11	12	13	14	15	16	17
99	**1**	99	9	9	9	9	9	9	9	9	9	9	9	9	9	9	9	9	9
9	**2**	9	99	99	99	99	99	99	99	23	23	23	23	23	23	23	23	23	23
23	**3**	23	23	23	23	23	23	23	23	99	99	99	99	99	99	99	99	99	99
22	**4**	22	22	22	22	22	22	22	22	11	11	11	11	11	11	11	11	11	11
11	**5**	11	11	11	11	11	11	11	11	22	19	19	19	19	19	22	22	22	22
81	**6**	81	4	4	4	4	4	4	4	4	4	46	22	22	22	19	19	19	19
4	**7**	4	81	81	81	81	81	81	81	19	22	22	46	46	46	46	46	46	46
5	**8**	5	19	19	19	19	19	19	19	81	46	4	81	81	81	81	81	81	81
19	**9**	19	46	46	46	46	46	46	46	46	81	78	4	4	4	4	4	4	4
33	**10**	33	78	78	78	78	78	78	78	78	78	81	78	78	78	78	78	78	78
2	**11**	2	5	5	5	5	5	5	5	5	33	33	1	1	1	1	1	1	1
46	**12**	46	33	33	33	33	33	33	33	33	5	1	5	33	33	33	33	33	33
77	**13**	77	77	77	77	77	77	77	77	77	1	5	33	5	5	5	5	5	5
48	**14**	48	2	1	1	1	1	1	1	1	77	77	10	10	10	10	10	10	10
78	**15**	78	10	2	2	2	2	2	2	2	2	10	77	77	2	2	2	2	2
1	**16**	1	1	37	37	37	37	37	37	10	10	91	91	2	77	37	37	37	37
37	**17**	37	37	91	10	10	10	10	10	37	37	2	2	37	37	77	77	77	77
91	**18**	91	91	10	91	91	91	91	91	91	91	37	37	41	41	41	41	41	41
10	**19**	10	39	25	25	25	25	25	25	25	25	41	41	6	17	17	17	17	17
25	**20**	25	25	41	41	41	41	41	41	41	41	25	6	17	6	25	25	25	25
39	**21**	39	17	39	39	6	6	6	6	6	6	6	17	25	25	6	6	6	6
6	**22**	6	41	6	6	17	17	17	17	17	17	17	25	91	32	32	32	32	32
88	**23**	88	24	17	17	32	32	32	32	32	32	32	32	32	57	57	57	57	57
17	**24**	17	6	32	32	57	57	57	57	57	57	57	57	57	71	71	71	71	24
57	**25**	57	71	57	57	70	70	70	70	70	70	71	71	71	91	24	24	24	71
41	**26**	41	32	70	70	71	71	71	71	71	71	70	70	70	70	70	70	70	70
71	**27**	71	88	71	71	88	88	88	88	88	88	88	24	24	24	91	88	88	88
24	**28**	24	57	88	88	24	24	24	24	24	24	24	88	88	88	88			
32	**29**	32	27	24	24														
70	**30**	70	70																
27	**31**	27																	

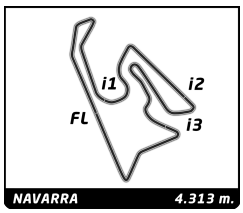

F4Spain
ROUND 2 - NAVARRA
RACE 1

Fastest Lap Sequence

Elapsed	No	Driver	Team	Car	Class	Time	Kph	Lap
3:40.248	9	**René LAMMERS**	MP Motorsport	Tatuus F4 T -421		**1:47.484**	144.5	2
3:40.879	99	**Thomas STRAUVEN**	Griffin Core	Tatuus F4 T -421		**1:47.399**	144.6	2
18:31.416	9	**René LAMMERS**	MP Motorsport	Tatuus F4 T -421		**1:46.957**	145.2	9
18:33.257	23	**Jan PRZYROWSKI**	Griffin Core	Tatuus F4 T -421		**1:46.612**	145.6	9
20:20.670	99	**Thomas STRAUVEN**	Griffin Core	Tatuus F4 T -421		**1:46.564**	145.7	10

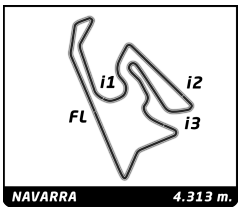

F4Spain
ROUND 2 - NAVARRA
RACE 1

Analysis by lap

Lapped

Lap 1

No	Lap Time	Gap
9	1:52.764	0.000
99	1:53.480	0.716
23	1:53.987	1.223
22	1:54.262	1.498
11	1:54.654	1.890
4	1:54.999	2.235
81	1:56.190	3.426
19	1:56.657	3.893
46	1:57.366	4.602
78	1:58.351	5.587
5	1:58.473	5.709
33	1:58.575	5.811
77	1:59.489	6.725
2	1:59.546	6.782
10	1:59.671	6.907
1	1:59.766	7.002
37	1:59.886	7.122
91	2:00.026	7.262
39	2:00.281	7.517
25	2:00.434	7.670
17	2:01.314	8.550
41	2:01.837	9.073
24	2:01.870	9.106
6	2:02.024	9.260
71	2:02.519	9.755
32	2:02.589	9.825
88	2:03.177	10.413
57	2:03.281	10.517
27	2:03.474	10.710
70	2:03.798	11.034

Lap 2

No	Lap Time	Gap
9	1:47.484	
99	1:47.399	0.631
23	1:47.500	1.239
22	1:47.713	1.727
11	1:47.786	2.192
4	1:47.771	2.522
81	1:47.479	3.421
19	1:47.463	3.872
46	1:47.976	5.094
78	1:48.089	6.192
5	1:48.490	6.715
33	1:48.844	7.171
77	1:48.836	8.077
1	1:48.807	8.325
2	1:49.461	8.759
37	1:49.789	9.427
91	1:50.149	9.927
10	1:50.624	10.047
25	1:49.975	10.161
41	1:50.397	11.986
39	1:52.703	12.736
6	1:51.132	12.908
17	1:52.255	13.321
32	1:51.099	13.440
57	1:52.258	15.291
70	1:51.797	15.347
71	1:53.252	15.523
88	1:52.701	15.630
24	1:54.446	16.068

Lap 3

No	Lap Time	Gap
9	1:57.808	
99	1:57.603	0.426
23	1:57.764	1.195
22	1:58.102	2.021
11	1:58.123	2.507
4	1:58.099	2.813
81	1:58.371	3.984
19	1:58.336	4.400
46	1:58.491	5.777
78	1:58.066	6.450
5	1:57.978	6.885
33	1:58.378	7.741
77	1:58.200	8.469
1	1:59.233	9.750
2	1:59.318	10.269
37	1:59.080	10.699
10	1:59.510	11.749
91	1:59.914	12.033
25	2:00.305	12.658
41	1:58.916	13.094
39	2:01.034	15.962
6	2:01.113	16.213
17	2:00.902	16.415
32	2:01.168	16.800
57	1:59.707	17.190
70	1:59.971	17.510
71	2:00.388	18.103
88	2:00.516	18.338
24	2:00.706	18.966

Lap 4

No	Lap Time	Gap
9	2:35.220	
99	2:35.491	0.697
23	2:35.260	1.235
22	2:35.014	1.815
11	2:35.051	2.338
4	2:35.324	2.917
81	2:34.626	3.390
19	2:34.767	3.947
46	2:34.104	4.661
78	2:33.961	5.191
5	2:34.244	5.909
33	2:34.117	6.638
77	2:34.360	7.609
1	2:33.799	8.329
2	2:34.022	9.071
37	2:34.763	10.242
10	2:34.196	10.725
91	2:34.573	11.386
25	2:35.314	12.752
41	2:35.448	13.322
6	2:33.203	14.196
17	2:33.717	14.912
32	2:34.239	15.819
57	2:35.048	17.018
70	2:35.324	17.614
71	2:35.493	18.376
88	2:35.763	18.881
24	2:36.011	19.757

Lap 5

No	Lap Time	Gap
9	2:34.132	
99	2:34.091	0.656
23	2:33.890	0.993
22	2:34.630	2.313
11	2:34.484	2.690
4	2:34.434	3.219
81	2:34.619	3.877
19	2:34.520	4.335
46	2:34.536	5.065
78	2:34.652	5.711
5	2:34.472	6.249
33	2:34.705	7.211
77	2:34.158	7.635
1	2:34.787	8.984
2	2:34.940	9.879
37	2:34.436	10.546
10	2:34.492	11.085
91	2:34.622	11.876
25	2:34.011	12.631
41	2:33.712	12.902
6	2:34.263	14.327
17	2:34.275	15.055
32	2:33.746	15.433
57	2:33.355	16.241
70	2:33.492	16.974
71	2:33.737	17.981
88	2:34.515	19.264
24	2:34.313	19.938

Lap 6

No	Lap Time	Gap
9	2:22.197	
99	2:21.998	0.457
23	2:22.081	0.877
22	2:21.290	1.406
11	2:21.351	1.844
4	2:21.237	2.259
81	2:21.208	2.888
19	2:20.982	3.120
46	2:20.825	3.693
78	2:20.581	4.095
5	2:20.306	4.358
33	2:19.847	4.861
77	2:19.998	5.436
1	2:18.998	5.785
2	2:18.821	6.503
37	2:18.657	7.006
10	2:18.417	7.305
91	2:18.304	7.983
25	2:18.125	8.559
41	2:18.372	9.077
6	2:17.416	9.546
17	2:17.422	10.280
32	2:17.332	10.568
57	2:17.326	11.370
70	2:17.098	11.875
71	2:17.091	12.875
88	2:16.092	13.159
24	2:15.877	13.618

Lap 7

No	Lap Time	Gap
9	1:47.443	
99	1:48.388	1.402
23	1:48.116	1.550
22	1:47.824	1.787
11	1:47.652	2.053
4	1:47.611	2.427
81	1:47.540	2.985
19	1:47.921	3.598
46	1:48.539	4.789
78	1:48.257	4.909
5	1:48.234	5.149
33	1:48.115	5.533
77	1:48.057	6.050
1	1:47.886	6.228
2	1:47.780	6.840
37	1:47.956	7.519
10	1:48.207	8.069
91	1:48.082	8.622
25	1:48.162	9.278
41	1:48.288	9.922
6	1:48.262	10.365
17	1:48.422	11.259
32	1:48.624	11.749
57	1:48.501	12.428
70	1:48.678	13.110
71	1:48.248	13.680
88	1:48.678	14.394
24	1:48.687	14.862

Lap 8

No	Lap Time	Gap
9	1:47.411	
23	1:48.047	2.186
99	1:48.785	2.776
11	1:49.157	3.799
22	1:49.473	3.849
4	1:49.032	4.048
19	1:48.928	5.115
81	1:49.590	5.164
46	1:47.839	5.217
78	1:48.295	5.793
5	1:48.261	5.999
33	1:48.320	6.442
77	1:48.552	7.191
1	1:48.474	7.291
2	1:48.212	7.641
10	1:47.411	8.069
37	1:48.516	8.624
91	1:47.927	9.138
25	1:47.894	9.761
41	1:48.125	10.636
6	1:48.065	11.019
17	1:47.921	11.769
32	1:48.206	12.544
57	1:48.195	13.212
70	1:48.170	13.869
71	1:48.272	14.541
88	1:48.083	15.066
24	1:49.220	16.671

Lap 9

No	Lap Time	Gap
9	1:46.957	
23	1:46.612	1.841
99	1:46.871	2.690
11	1:47.250	4.092
19	1:48.413	6.571
4	1:49.489	6.580
22	1:49.713	6.605
46	1:48.621	6.881
81	1:49.029	7.236
78	1:48.617	7.453
33	1:48.615	8.100
5	1:49.950	8.992
1	1:48.819	9.153
77	1:49.217	9.451
2	1:48.880	9.564
10	1:48.860	9.972
37	1:48.559	10.226
91	1:48.418	10.599
25	1:48.141	10.945
41	1:48.164	11.843
6	1:48.327	12.389
17	1:47.982	12.794
32	1:48.250	13.837
57	1:48.237	14.492
70	1:48.516	15.428
71	1:48.337	15.921
88	1:48.257	16.366
24	1:48.981	18.695

Lap 10

No	Lap Time	Gap
9	1:46.847	
23	1:46.664	1.658
99	1:46.564	2.407
11	1:46.663	3.908
19	1:47.385	7.109

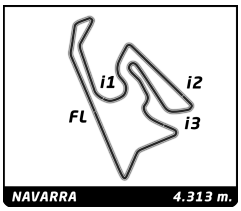

F4Spain
ROUND 2 - NAVARRA
RACE 1

Analysis by lap

Lapped

No	Lap Time	Gap
46	1:48.078	8.112
22	1:48.558	8.316
4	1:49.838	9.571
78	1:49.078	9.684
81	1:49.453	9.842
33	1:48.971	10.224
1	1:48.407	10.713
5	1:48.649	10.794
77	1:48.738	11.342
10	1:49.345	12.470
91	1:49.132	12.884
2	1:50.850	13.567
37	1:50.737	14.116
41	1:49.455	14.451
25	1:50.673	14.771
6	1:49.358	14.900
17	1:49.237	15.184
32	1:48.851	15.841
57	1:49.939	17.584
71	1:49.365	18.439
70	1:50.352	18.933
88	1:49.673	19.192
24	1:48.271	20.119

Lap 11

No	Lap Time	Gap
9	1:47.074	
23	1:46.701	1.285
99	1:46.763	2.096
11	1:46.813	3.647
19	1:47.100	7.135
22	1:47.120	8.362
46	1:48.186	9.224
81	1:47.691	10.459
4	1:48.340	10.837
78	1:48.745	11.355
1	1:48.653	12.292
5	1:49.169	12.889
33	1:49.958	13.108
10	1:48.239	13.635
77	1:49.937	14.205
91	1:48.486	14.296
2	1:48.215	14.708
37	1:48.049	15.091
41	1:48.592	15.969
6	1:48.630	16.456
17	1:48.781	16.891
25	1:49.569	17.266
32	1:49.128	17.895
57	1:48.434	18.944
71	1:48.516	19.881
70	1:48.639	20.498
24	1:48.052	21.097
88	2:16.852	48.970

Lap 12

No	Lap Time	Gap
9	1:47.238	
23	1:46.803	0.850
99	1:47.060	1.918
11	1:47.218	3.627
19	1:46.989	6.886
22	1:46.921	8.045
46	1:47.302	9.288
81	1:46.999	10.220
4	1:47.037	10.636
78	1:47.503	11.620
1	1:47.079	12.133
33	1:47.731	13.601
5	1:48.314	13.965
10	1:48.192	14.589
77	1:48.407	15.374
2	1:47.994	15.464
37	1:48.406	16.259
41	1:48.500	17.231
6	1:48.623	17.841
17	1:48.716	18.369
25	1:48.910	18.938
91	1:53.178	20.236
32	1:50.819	21.476
57	1:50.282	21.988
71	1:49.849	22.492
70	1:49.443	22.703
24	1:49.670	23.529
88	1:53.836	55.568

Lap 13

No	Lap Time	Gap
9	1:47.287	
23	1:46.888	0.451
99	1:46.994	1.625
11	1:47.056	3.396
19	1:47.201	6.800
22	1:46.858	7.616
46	1:47.147	9.148
81	1:47.126	10.059
4	1:47.180	10.529
78	1:47.286	11.619
1	1:47.249	12.095
33	1:47.629	13.943
5	1:47.605	14.283
10	1:47.625	14.927
2	1:49.166	17.343
77	1:49.582	17.669
37	1:48.828	17.800
41	1:50.756	20.700
17	1:49.741	20.823
6	1:50.369	20.923
25	1:49.439	21.090
32	1:48.839	23.028
57	1:49.130	23.831
71	1:49.417	24.622
91	1:51.801	24.750
70	1:49.455	24.871
24	1:48.813	25.055
88	1:47.799	56.080

Lap 14

No	Lap Time	Gap
9	1:47.713	
23	1:47.364	0.102
99	1:47.468	1.380
11	1:46.971	2.654
22	1:47.770	7.673
19	1:49.232	8.319
46	1:47.396	8.831
81	1:47.026	9.372
4	1:47.327	10.143
78	1:47.306	11.212
1	1:47.300	11.682
33	1:47.317	13.547
5	1:47.436	14.006
10	1:47.558	14.772
2	1:46.978	16.608
37	1:47.732	17.819
77	1:48.726	18.682
41	1:48.848	21.835
17	1:49.328	22.438
25	1:49.522	22.899
6	1:50.348	23.558
32	1:48.798	24.113
57	1:48.582	24.700
71	1:48.910	25.819
24	1:48.979	26.321
70	1:49.749	26.907
91	1:51.367	28.404
88	1:48.925	57.292

Lap 15

No	Lap Time	Gap
9	1:47.828	
23	1:48.012	0.286
99	1:47.548	1.100
11	1:47.240	2.066
22	1:46.915	6.760
19	1:47.232	7.723
46	1:47.485	8.488
81	1:47.370	8.914
4	1:47.166	9.481
78	1:47.340	10.724
1	1:47.219	11.073
33	1:47.560	13.279
5	1:47.450	13.628
10	1:47.371	14.315
2	1:46.945	15.725
37	1:47.333	17.324
77	1:48.069	18.923
41	1:48.472	22.479
17	1:48.325	22.935
25	1:48.009	23.080
6	1:48.251	23.981
32	1:48.405	24.690
57	1:48.718	25.590
71	1:48.427	26.418
24	1:48.221	26.714
70	1:49.167	28.246
88	1:47.698	57.162

Lap 16

No	Lap Time	Gap
9	1:47.765	
23	1:47.827	0.348
99	1:47.599	0.934
11	1:47.339	1.640
22	1:46.839	5.834
19	1:47.304	7.262
46	1:47.346	8.069
81	1:47.463	8.612
4	1:47.356	9.072
78	1:47.324	10.283
1	1:47.416	10.724
33	1:47.571	13.085
5	1:47.444	13.307
10	1:47.680	14.230
2	1:47.245	15.205
37	1:47.605	17.164
77	1:48.141	19.299
41	1:48.573	23.287
17	1:48.496	23.666
25	1:49.117	24.432
6	1:48.693	24.909
32	1:48.654	25.579
57	1:48.715	26.540
71	1:48.730	27.383
24	1:48.818	27.767
70	1:48.756	29.237
88	1:47.324	56.721

Lap 17

No	Lap Time	Gap
9	1:47.507	
23	1:47.372	0.213
99	1:47.427	0.854
11	1:47.480	1.613
22	1:46.760	5.087
19	1:47.412	7.167
46	1:47.362	7.924
81	1:47.994	9.099
4	1:47.637	9.202
78	1:47.351	10.127
1	1:47.445	10.662
33	1:48.198	13.776
5	1:48.456	14.256
10	1:47.921	14.644
2	1:47.454	15.152
37	1:47.466	17.123
77	1:48.055	19.847
41	1:48.610	24.390
17	1:48.658	24.817
25	1:48.009	24.934
6	1:48.180	25.582
32	1:48.156	26.228
57	1:48.638	27.671
24	1:48.852	29.112
71	1:50.019	29.895
70	1:48.901	30.631
88	1:47.839	57.053

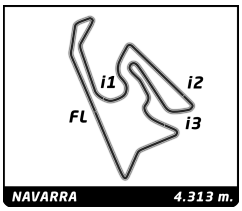

F4Spain
ROUND 2 - NAVARRA
RACE 1

Sector Analysis

__ Invalidated Lap Personal Best Session Best **B** Crossing the pit lane

1 Hudson SCHWARTZ — USA
KCL MP Motorsport — Tatuus F4 T -421

Lap	Time	Sector 1	Sector 2	Sector 3	Sector 4	T.Spd
1	1:59.766	35.511	24.475	32.001	27.779	
2	1:48.807	26.888	24.017	31.297	26.605	219.5
3	1:59.233	26.627	24.218	35.354	33.034	221.8
4	2:33.799	33.852	34.080	41.962	43.905	191.8
5	2:34.787	48.309	32.785	40.268	33.425	72.8
6	2:18.998	34.408	33.025	44.508	27.057	180.8
7	1:47.886	26.649	23.545	31.181	26.511	223.0
8	1:48.474	26.923	23.747	31.186	26.618	224.3
9	1:48.819	26.790	23.763	31.634	26.632	224.3
10	1:48.407	26.722	23.396	31.440	26.849	224.3
11	1:48.653	26.843	24.160	31.284	26.366	219.5
12	1:47.079	26.562	23.370	30.759	26.388	219.5
13	1:47.249	26.595	23.318	30.833	26.503	221.8
14	1:47.300	26.493	23.420	30.958	26.429	221.8
15	1:47.219	26.546	23.322	30.804	26.547	224.3
16	1:47.416	26.692	23.351	30.831	26.542	224.3
17	1:47.445	26.606	23.404	30.802	26.633	223.0

2 Vivek KANTHAN — USA
Campos Racing — Tatuus F4 T -421

Lap	Time	Sector 1	Sector 2	Sector 3	Sector 4	T.Spd
1	1:59.546	35.235	24.627	31.836	27.848	
2	1:49.461	27.373	23.883	31.697	26.508	213.8
3	1:59.318	26.539	24.745	35.188	32.846	223.0
4	2:34.022	34.157	34.342	42.248	43.275	184.9
5	2:34.940	48.305	33.129	40.094	33.412	74.5
6	2:18.821	34.368	33.012	44.368	27.073	186.5
7	1:47.780	26.710	23.479	31.083	26.508	223.0
8	1:48.212	26.724	23.712	31.329	26.447	224.3
9	1:48.880	26.720	24.087	31.465	26.608	223.0
10	1:50.850	27.036	24.045	32.659	27.110	226.7
11	1:48.215	26.688	23.525	31.330	26.672	221.8
12	1:47.994	27.048	23.421	31.118	26.407	217.1
13	1:49.166	27.445	23.577	31.598	26.546	221.8
14	1:46.978	26.624	23.351	30.576	26.427	221.8
15	1:46.945	26.572	23.265	30.632	26.476	223.0
16	1:47.245	26.560	23.473	30.787	26.425	221.8
17	1:47.454	26.532	23.398	31.005	26.519	221.8

4 Ean EYCKMANS — BEL
MP Motorsport — Tatuus F4 T -421

Lap	Time	Sector 1	Sector 2	Sector 3	Sector 4	T.Spd
1	1:54.999	33.576	23.785	31.052	26.586	
2	1:47.771	26.669	23.562	31.026	26.514	219.5
3	1:58.099	26.485	23.482	36.065	32.067	220.6
4	2:35.324	35.694	32.662	43.007	43.961	180.8
5	2:34.434	47.416	32.415	41.397	33.206	72.4
6	2:21.237	34.788	31.737	47.717	26.995	179.2
7	1:47.611	26.626	23.466	30.942	26.577	219.5
8	1:49.032	26.707	23.703	31.713	26.909	223.0
9	1:49.489	26.823	23.623	31.791	27.252	220.6
10	1:49.838	27.581	23.997	31.294	26.966	214.9
11	1:48.340	27.520	23.433	30.907	26.480	217.1
12	1:47.037	26.561	23.232	30.774	26.470	220.6
13	1:47.180	26.536	23.297	30.768	26.579	221.8
14	1:47.327	26.557	23.434	30.696	26.640	224.3
15	1:47.166	26.477	23.372	30.761	26.556	219.5
16	1:47.356	26.607	23.468	30.729	26.552	221.8
17	1:47.637	26.586	23.451	30.669	26.931	223.0

5 Miguel COSTA — BRA
Campos Racing — Tatuus F4 T -421

Lap	Time	Sector 1	Sector 2	Sector 3	Sector 4	T.Spd
1	1:58.473	34.498	24.348	32.363	27.264	
2	1:48.490	27.196	23.836	31.002	26.456	221.8
3	1:57.978	26.503	23.492	35.072	32.911	226.7
4	2:34.244	34.595	33.527	42.352	43.770	188.3
5	2:34.472	47.665	32.280	41.345	33.182	66.0
6	2:20.306	34.602	32.004	46.562	27.138	186.5
7	1:48.234	26.796	23.585	31.228	26.625	225.5
8	1:48.261	27.012	23.559	31.187	26.503	224.3
9	1:49.950	26.992	24.428	31.520	27.010	224.3
10	1:48.649	26.907	23.663	31.365	26.714	220.6
11	1:49.169	27.090	23.901	31.546	26.632	220.6
12	1:48.314	27.426	23.518	30.935	26.435	221.8
13	1:47.605	26.639	23.500	30.999	26.467	229.3
14	1:47.436	26.631	23.472	30.875	26.458	224.3
15	1:47.450	26.642	23.417	30.934	26.457	223.0
16	1:47.444	26.622	23.397	30.900	26.525	226.7
17	1:48.456	26.966	23.465	31.418	26.607	220.6

6 Sacha VAN'T PAD BOSCH — NLD
T-Code by Amtog — Tatuus F4 T -421

Lap	Time	Sector 1	Sector 2	Sector 3	Sector 4	T.Spd
1	2:02.024	37.452	25.016	32.226	27.330	
2	1:51.132	27.581	24.003	32.272	27.276	212.6
3	2:01.113	27.269	23.981	35.883	33.980	223.0
4	2:33.203	35.033	31.432	42.298	44.440	159.7
5	2:34.263	47.308	33.472	40.080	33.403	86.6
6	2:17.416	33.353	33.962	42.906	27.195	188.3
7	1:48.262	26.896	23.481	31.164	26.721	223.0
8	1:48.065	26.790	23.469	31.078	26.728	223.0
9	1:48.327	26.678	23.615	31.138	26.896	224.3
10	1:49.358	26.879	23.763	31.525	27.191	221.8
11	1:48.630	26.966	23.738	31.210	26.716	218.3
12	1:48.623	26.984	24.077	30.927	26.635	221.8
13	1:50.369	26.704	23.677	32.347	27.641	221.8
14	1:50.348	27.768	24.579	31.240	26.761	216.0
15	1:48.251	26.867	23.667	31.046	26.671	221.8
16	1:48.693	26.682	23.755	31.581	26.675	221.8
17	1:48.180	26.824	23.618	30.959	26.779	221.8

9 René LAMMERS — NLD
MP Motorsport — Tatuus F4 T -421

Lap	Time	Sector 1	Sector 2	Sector 3	Sector 4	T.Spd
1	1:52.764	32.126	23.322	30.883	26.433	
2	1:47.484	26.696	23.256	31.038	26.494	214.9
3	1:57.808	26.643	23.405	35.738	32.022	216.0
4	2:35.220	36.110	32.093	42.883	44.134	173.2
5	2:34.132	47.499	31.544	41.678	33.411	76.0
6	2:22.197	35.243	31.047	48.973	26.934	157.8
7	1:47.443	26.743	23.421	30.831	26.448	219.5
8	1:47.411	26.629	23.311	30.955	26.516	219.5
9	1:46.957	26.536	23.268	30.770	26.383	218.3
10	1:46.847	26.533	23.215	30.703	26.396	217.1
11	1:47.074	26.595	23.346	30.741	26.392	218.3

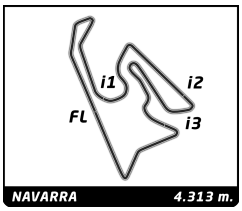

F4Spain
ROUND 2 - NAVARRA
RACE 1

Sector Analysis

__ Invalidated Lap Personal Best Session Best **B** Crossing the pit lane

Lap	Time	Sector 1	Sector 2	Sector 3	Sector 4	T.Spd
12	1:47.238	26.702	23.304	30.760	26.472	218.3
13	1:47.287	26.687	23.359	30.778	26.463	218.3
14	1:47.713	26.612	23.295	30.919	26.887	217.1
15	1:47.828	26.802	23.511	30.952	26.563	218.3
16	1:47.765	26.925	23.450	30.814	26.576	218.3
17	1:47.507	26.751	23.390	30.749	26.617	219.5

10 Niklas SCHAUFLER — AUT
KCL MP Motorsport — Tatuus F4 T -421

Lap	Time	Sector 1	Sector 2	Sector 3	Sector 4	T.Spd
1	1:59.671	35.738	24.362	32.205	27.366	
2	1:50.624	27.531	23.712	32.328	27.053	211.5
3	1:59.510	26.666	24.083	35.885	32.876	219.5
4	2:34.196	34.116	34.291	42.177	43.612	173.2
5	2:34.492	48.219	32.851	40.314	33.108	78.9
6	2:18.417	34.070	33.471	43.672	27.204	162.9
7	1:48.207	26.762	23.691	31.089	26.665	221.8
8	1:47.411	26.545	23.326	30.986	26.554	223.0
9	1:48.860	26.534	23.967	31.584	26.775	221.8
10	1:49.345	26.785	24.040	31.920	26.600	219.5
11	1:48.239	26.465	23.456	31.682	26.636	219.5
12	1:48.192	26.849	23.802	30.975	26.566	219.5
13	1:47.625	26.585	23.439	30.969	26.632	219.5
14	1:47.558	26.575	23.404	30.900	26.679	216.0
15	1:47.371	26.451	23.420	30.920	26.580	217.1
16	1:47.680	26.516	23.417	31.020	26.727	219.5
17	1:47.921	26.484	23.604	31.211	26.622	219.5

11 Reno FRANCOT — NLD
KCL MP Motorsport — Tatuus F4 T -421

Lap	Time	Sector 1	Sector 2	Sector 3	Sector 4	T.Spd
1	1:54.654	33.388	23.736	30.953	26.577	
2	1:47.786	26.772	23.553	30.959	26.502	219.5
3	1:58.123	26.538	23.297	36.151	32.137	220.6
4	2:35.051	35.669	32.514	42.926	43.942	165.5
5	2:34.484	47.284	32.519	41.531	33.150	72.6
6	2:21.351	34.792	31.539	48.074	26.946	184.0
7	1:47.652	26.598	23.484	31.078	26.492	220.6
8	1:49.157	26.852	23.823	31.489	26.993	221.8
9	1:47.250	26.682	23.440	30.631	26.497	214.9
10	1:46.663	26.541	23.193	30.581	26.348	211.5
11	1:46.813	26.536	23.136	30.708	26.433	212.6
12	1:47.218	26.639	23.374	30.749	26.456	218.3
13	1:47.056	26.563	23.314	30.698	26.481	217.1
14	1:46.971	26.479	23.330	30.674	26.488	219.5
15	1:47.240	26.581	23.300	30.805	26.554	218.3
16	1:47.339	26.630	23.417	30.751	26.541	217.1
17	1:47.480	26.695	23.373	30.832	26.580	219.5

17 Nacho TUÑON — ESP
Tecnicar by Amtog — Tatuus F4 T -421

Lap	Time	Sector 1	Sector 2	Sector 3	Sector 4	T.Spd
1	2:01.314	36.641	24.769	32.361	27.543	
2	1:52.255	27.036	24.961	32.887	27.371	216.0
3	2:00.902	27.190	24.389	36.048	33.275	213.8
4	2:33.717	35.833	31.223	42.105	44.556	157.8
5	2:34.275	47.194	33.841	39.690	33.550	90.6
6	2:17.422	33.163	34.339	42.576	27.344	187.4
7	1:48.422	26.838	23.624	31.261	26.699	219.5
8	1:47.921	26.641	23.562	31.027	26.691	220.6
9	1:47.982	26.595	23.408	31.206	26.773	220.6
10	1:49.237	26.772	23.858	31.409	27.198	218.3
11	1:48.781	27.198	23.542	31.415	26.626	219.5
12	1:48.716	26.759	24.271	31.079	26.607	216.0
13	1:49.741	26.676	23.659	31.825	27.581	221.8
14	1:49.328	27.657	23.970	31.039	26.662	212.6
15	1:48.325	26.719	23.700	31.143	26.763	219.5
16	1:48.496	26.954	23.734	31.100	26.708	216.0
17	1:48.658	26.915	23.586	31.342	26.815	220.6

19 Matus RYBA — SVK
Griffin Core — Tatuus F4 T -421

Lap	Time	Sector 1	Sector 2	Sector 3	Sector 4	T.Spd
1	1:56.657	33.945	24.233	31.930	26.549	
2	1:47.463	26.688	23.314	30.960	26.501	
3	1:58.336	26.560	23.329	35.872	32.575	
4	2:34.767	35.161	32.971	42.721	43.914	185.7
5	2:34.520	47.677	32.239	41.498	33.106	82.4
6	2:20.982	34.502	32.092	47.321	27.067	186.5
7	1:47.921	26.849	23.654	30.885	26.533	
8	1:48.928	26.579	23.429	31.519	27.401	
9	1:48.413	26.881	23.667	30.907	26.958	
10	1:47.385	26.811	23.481	30.666	26.427	
11	1:47.100	26.669	23.197	30.764	26.470	
12	1:46.989	26.654	23.283	30.589	26.463	221.8
13	1:47.201	26.634	23.346	30.743	26.478	
14	1:49.232	26.568	24.349	31.638	26.677	210.5
15	1:47.232	26.669	23.316	30.713	26.534	
16	1:47.304	26.592	23.576	30.688	26.448	
17	1:47.412	26.651	23.513	30.708	26.540	211.5

22 Juan COTA — ESP
MP Motorsport — Tatuus F4 T -421

Lap	Time	Sector 1	Sector 2	Sector 3	Sector 4	T.Spd
1	1:54.262	33.122	23.527	31.082	26.531	
2	1:47.713	26.959	23.348	30.929	26.477	219.5
3	1:58.102	26.544	23.195	36.104	32.259	219.5
4	2:35.014	35.566	32.610	42.752	44.086	176.1
5	2:34.630	47.334	32.402	41.178	33.716	72.5
6	2:21.290	34.812	31.058	48.493	26.927	195.4
7	1:47.824	26.714	23.460	30.957	26.693	221.8
8	1:49.473	26.913	23.646	31.661	27.253	220.6
9	1:49.713	26.838	23.693	31.874	27.308	216.0
10	1:48.558	27.445	23.541	31.081	26.491	
11	1:47.120	26.830	23.173	30.598	26.519	224.3
12	1:46.921	26.623	23.218	30.653	26.427	218.3
13	1:46.858	26.521	23.304	30.586	26.447	218.3
14	1:47.770	26.501	23.703	31.143	26.423	221.8
15	1:46.915	26.581	23.370	30.595	26.369	218.3
16	1:46.839	26.518	23.226	30.736	26.359	220.6
17	1:46.760	26.573	23.301	30.595	26.291	218.3

23 Jan PRZYROWSKI — POL
Griffin Core — Tatuus F4 T -421

Lap	Time	Sector 1	Sector 2	Sector 3	Sector 4	T.Spd
1	1:53.987	32.804	23.502	30.996	26.685	
2	1:47.500	26.836	23.378	30.829	26.457	218.3
3	1:57.764	26.521	23.319	35.874	32.050	221.8
4	2:35.260	35.867	32.547	42.802	44.044	181.6
5	2:33.890	47.572	31.895	41.518	32.905	74.6

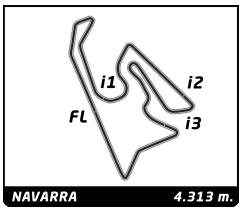

F4Spain
ROUND 2 - NAVARRA
RACE 1

Sector Analysis

__ Invalidated Lap Personal Best Session Best **B** Crossing the pit lane

Lap	Time	Sector 1	Sector 2	Sector 3	Sector 4	T.Spd
6	2:22.081	35.632	30.913	48.657	26.879	183.2
7	1:48.116	26.628	23.420	31.054	27.014	225.5
8	1:48.047	26.704	23.796	31.176	26.371	219.5
9	1:46.612	26.452	23.256	30.625	26.279	219.5
10	1:46.664	26.487	23.163	30.671	26.343	220.6
11	1:46.701	26.467	23.177	30.639	26.418	218.3
12	1:46.803	26.519	23.263	30.647	26.374	218.3
13	1:46.888	26.525	23.303	30.692	26.368	220.6
14	1:47.364	26.452	23.370	30.889	26.653	223.0
15	1:48.012	26.859	23.560	31.062	26.531	219.5
16	1:47.827	26.854	23.531	30.963	26.479	224.3
17	1:47.372	26.653	23.451	30.864	26.404	223.0

24 Kyuho LEE — KOR
Rodin Motorsport — Tatuus F4 T -421

Lap	Time	Sector 1	Sector 2	Sector 3	Sector 4	T.Spd
1	2:01.870	37.266	24.774	32.377	27.453	
2	1:54.446	27.923	24.550	32.593	29.380	
3	2:00.706	27.426	25.679	36.815	30.786	218.3
4	2:36.011	37.926	31.559	42.130	44.396	152.0
5	2:34.313	48.235	32.788	39.884	33.406	50.0
6	2:15.877	32.889	33.827	41.559	27.602	162.2
7	1:48.687	26.949	23.704	31.447	26.587	223.0
8	1:49.220	26.889	24.101	31.683	26.547	224.3
9	1:48.981	26.847	24.359	31.238	26.537	220.6
10	1:48.271	26.850	23.450	31.334	26.637	219.5
11	1:48.052	26.814	23.543	31.177	26.518	220.6
12	1:49.670	26.907	24.891	31.279	26.593	221.8
13	1:48.813	26.805	23.674	31.448	26.886	220.6
14	1:48.979	27.217	23.636	31.481	26.645	225.5
15	1:48.221	26.767	23.624	31.119	26.711	221.8
16	1:48.818	27.369	23.658	31.248	26.543	224.3
17	1:48.852	26.857	23.922	31.475	26.598	223.0

25 Francisco MONARCA — ARG
Monlau Motorsport — Tatuus F4 T -421

Lap	Time	Sector 1	Sector 2	Sector 3	Sector 4	T.Spd
1	2:00.434	36.138	25.067	32.288	26.941	
2	1:49.975	27.425	24.269	31.555	26.726	
3	2:00.305	27.185	24.782	35.596	32.742	
4	2:35.314	34.375	34.505	42.161	44.273	
5	2:34.011	47.763	33.197	39.963	33.088	
6	2:18.125	33.992	33.634	43.496	27.003	
7	1:48.162	26.802	23.749	31.000	26.611	
8	1:47.894	26.662	23.660	31.072	26.500	
9	1:48.141	26.666	23.400	31.333	26.742	
10	1:50.673	26.932	23.931	32.692	27.118	
11	1:49.569	28.057	23.731	31.214	26.567	
12	1:48.910	26.682	24.479	31.100	26.649	
13	1:49.439	26.608	23.605	31.725	27.501	
14	1:49.522	27.295	24.500	31.205	26.522	
15	1:48.009	26.642	23.656	31.215	26.496	
16	1:49.117	26.961	24.210	31.450	26.496	
17	1:48.009	26.641	23.473	31.326	26.569	

27 Alexander JACOBY — BRA
Monlau Motorsport — Tatuus F4 T -421

Lap	Time	Sector 1	Sector 2	Sector 3	Sector 4	T.Spd
1	2:03.474	38.420	24.647	33.344	27.063	

32 Wiktor DOBRZANSKI — POL
Tecnicar by Amtog — Tatuus F4 T -421

Lap	Time	Sector 1	Sector 2	Sector 3	Sector 4	T.Spd
1	2:02.589	37.990	24.779	32.516	27.304	
2	1:51.099	27.347	24.327	32.193	27.232	209.4
3	2:01.168	27.215	24.971	35.865	33.117	223.0
4	2:34.239	35.981	31.422	42.169	44.667	161.6
5	2:33.746	46.935	34.009	39.685	33.117	93.5
6	2:17.332	33.298	34.459	42.265	27.310	191.8
7	1:48.624	26.903	23.789	31.156	26.776	228.0
8	1:48.206	26.873	23.582	31.003	26.748	
9	1:48.250	26.667	23.551	31.237	26.795	221.8
10	1:48.851	26.839	23.738	31.509	26.765	213.8
11	1:49.128	27.093	23.969	31.230	26.836	228.0
12	1:50.819	26.760	25.126	32.103	26.830	
13	1:48.839	27.024	23.719	31.338	26.758	210.5
14	1:48.798	26.968	23.738	31.351	26.741	225.5
15	1:48.405	26.936	23.656	31.054	26.759	224.3
16	1:48.654	26.636	23.830	31.327	26.861	225.5
17	1:48.156	26.840	23.537	31.092	26.687	223.0

33 Christopher EL FEGHALI — LBN
Drivex — Tatuus F4 T -421

Lap	Time	Sector 1	Sector 2	Sector 3	Sector 4	T.Spd
1	1:58.575	34.218	24.174	32.672	27.511	
2	1:48.844	27.244	23.949	31.180	26.471	216.0
3	1:58.378	26.472	23.421	35.669	32.816	218.3
4	2:34.117	34.458	33.800	42.010	43.849	176.9
5	2:34.705	48.190	31.807	41.461	33.247	66.4
6	2:19.847	34.281	32.165	46.362	27.039	179.2
7	1:48.115	26.748	23.525	31.249	26.593	219.5
8	1:48.320	26.911	23.568	31.300	26.541	220.6
9	1:48.615	26.718	24.246	31.169	26.482	223.0
10	1:48.971	26.644	23.820	31.847	26.660	219.5
11	1:49.958	27.034	24.668	31.669	26.587	218.3
12	1:47.731	26.878	23.460	30.877	26.516	219.5
13	1:47.629	26.700	23.501	30.923	26.505	217.1
14	1:47.317	26.694	23.389	30.805	26.429	217.1
15	1:47.560	26.614	23.504	30.903	26.539	218.3
16	1:47.571	26.618	23.362	30.871	26.720	219.5
17	1:48.198	26.991	23.491	31.269	26.447	217.1

37 Filippo FIORENTINO — BRA
Drivex — Tatuus F4 T -421

Lap	Time	Sector 1	Sector 2	Sector 3	Sector 4	T.Spd
1	1:59.886	35.799	24.737	31.921	27.429	
2	1:49.789	27.593	23.884	31.669	26.643	216.0
3	1:59.080	26.591	24.255	35.568	32.666	216.0
4	2:34.763	34.229	34.635	42.005	43.894	177.7
5	2:34.436	47.869	33.071	40.073	33.423	78.0
6	2:18.657	34.241	33.379	43.687	27.350	171.7
7	1:47.956	26.829	23.483	31.038	26.606	219.5
8	1:48.516	27.386	23.621	30.999	26.510	219.5
9	1:48.559	26.606	23.626	31.513	26.814	221.8
10	1:50.737	26.947	24.642	31.773	27.375	221.8
11	1:48.049	26.762	23.491	31.125	26.671	219.5
12	1:48.406	27.352	23.494	30.864	26.696	217.1
13	1:48.828	26.877	23.749	31.505	26.697	217.1
14	1:47.732	26.736	23.462	30.938	26.596	220.6

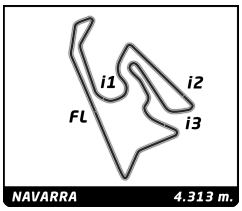

F4Spain
ROUND 2 - NAVARRA
RACE 1

Sector Analysis

__ Invalidated Lap Personal Best Session Best **B** Crossing the pit lane

39 Santino PANETTA — ARG
TC Racing — Tatuus F4 T -421

Lap	Time	Sector 1	Sector 2	Sector 3	Sector 4	T.Spd
1	2:00.281	36.333	24.500	32.256	27.192	
2	1:52.703	27.698	25.602	32.170	27.233	213.8
3	2:01.034	26.911	23.929	35.516	34.678	
15	1:47.333	26.671	23.426	30.737	26.499	217.1
16	1:47.605	26.739	23.454	30.902	26.510	216.0
17	1:47.466	26.607	23.401	30.943	26.515	218.3

41 Stepan SUSLOV — SWE
DXR — Tatuus F4 T -421

Lap	Time	Sector 1	Sector 2	Sector 3	Sector 4	T.Spd
1	2:01.837	36.976	24.695	32.254	27.912	
2	1:50.397	27.242	24.255	32.091	26.809	216.0
3	1:58.916	27.002	24.171	35.196	32.547	
4	2:35.448	34.526	34.390	42.260	44.272	165.5
5	2:33.712	47.612	33.285	40.026	32.789	89.2
6	2:18.372	34.070	33.760	43.410	27.132	174.6
7	1:48.288	26.803	23.573	31.298	26.614	219.5
8	1:48.125	26.682	23.574	31.218	26.651	220.6
9	1:48.164	26.739	23.465	31.071	26.889	220.6
10	1:49.455	26.816	23.717	31.567	27.355	219.5
11	1:48.592	27.034	23.575	31.289	26.694	223.0
12	1:48.500	27.038	23.700	31.028	26.734	219.5
13	1:50.756	26.841	24.248	32.007	27.660	218.3
14	1:48.848	27.391	23.649	30.970	26.838	217.1
15	1:48.472	27.003	23.714	31.046	26.709	217.1
16	1:48.573	26.984	23.693	31.134	26.762	218.3
17	1:48.610	27.038	23.615	31.215	26.742	216.0

46 Nathan TYE — GBR
Rodin Motorsport — Tatuus F4 T -421

Lap	Time	Sector 1	Sector 2	Sector 3	Sector 4	T.Spd
1	1:57.366	34.382	24.142	32.039	26.803	
2	1:47.976	26.849	23.417	31.224	26.486	213.8
3	1:58.491	26.642	23.270	35.186	33.393	214.9
4	2:34.104	34.392	33.285	42.519	43.908	183.2
5	2:34.536	47.831	32.168	41.236	33.301	74.9
6	2:20.825	34.615	31.922	47.090	27.198	174.6
7	1:48.539	26.790	23.483	31.408	26.858	217.1
8	1:47.839	26.868	23.412	31.037	26.522	217.1
9	1:48.621	27.108	23.671	31.065	26.777	213.8
10	1:48.078	26.952	23.544	31.061	26.521	219.5
11	1:48.186	27.213	23.441	31.093	26.439	214.9
12	1:47.302	26.578	23.392	30.899	26.433	217.1
13	1:47.147	26.584	23.288	30.859	26.416	213.8
14	1:47.396	26.582	23.319	30.954	26.541	217.1
15	1:47.485	26.618	23.380	30.979	26.508	217.1
16	1:47.346	26.557	23.400	30.935	26.454	216.0
17	1:47.362	26.545	23.379	30.924	26.514	216.0

57 Kaiden HIGGINS — ARE
DXR — Tatuus F4 T -421

Lap	Time	Sector 1	Sector 2	Sector 3	Sector 4	T.Spd
1	2:03.281	37.713	24.835	33.325	27.408	
2	1:52.258	27.207	24.276	32.921	27.854	
3	1:59.707	26.984	24.103	35.958	32.662	
4	2:35.048	36.323	31.825	42.007	44.893	
5	2:33.355	46.606	34.042	40.071	32.636	
6	2:17.326	33.399	34.420	42.148	27.359	
7	1:48.501	26.764	23.802	31.226	26.709	
8	1:48.195	26.841	23.469	31.275	26.610	
9	1:48.237	26.898	23.566	31.048	26.725	
10	1:49.939	26.738	25.124	31.331	26.746	
11	1:48.434	26.766	23.778	31.047	26.843	
12	1:50.282	26.787	24.175	32.342	26.978	
13	1:49.130	26.845	23.777	31.786	26.722	
14	1:48.582	26.807	23.844	31.145	26.786	
15	1:48.718	26.913	23.670	31.334	26.801	
16	1:48.715	26.899	23.754	31.299	26.763	
17	1:48.638	26.916	23.617	31.350	26.755	

70 Aleksandar BOGUNOVIC — SVN
GRS Team — Tatuus F4 T -421

Lap	Time	Sector 1	Sector 2	Sector 3	Sector 4	T.Spd
1	2:03.798	38.588	24.972	32.615	27.623	
2	1:51.797	27.393	24.507	32.186	27.711	
3	1:59.971	27.443	24.101	36.038	32.389	
4	2:35.324	37.010	31.574	41.820	44.920	149.8
5	2:33.492	47.680	32.825	40.403	32.584	
6	2:17.098	34.052	33.513	42.371	27.162	174.6
7	1:48.678	26.951	23.672	31.278	26.777	
8	1:48.170	26.757	23.554	31.135	26.724	
9	1:48.516	26.797	23.571	31.330	26.818	
10	1:50.352	26.844	24.388	32.155	26.965	
11	1:48.639	26.930	23.773	31.207	26.729	
12	1:49.443	26.888	23.726	31.469	27.360	
13	1:49.455	27.075	23.795	31.408	27.177	219.5
14	1:49.749	27.643	23.966	31.248	26.892	
15	1:49.167	26.907	23.975	31.291	26.994	
16	1:48.756	26.897	23.683	31.220	26.956	214.9
17	1:48.901	26.873	23.830	31.167	27.031	216.0

71 Daniel DALLAKYAN — ARM
GRS Team — Tatuus F4 T -421

Lap	Time	Sector 1	Sector 2	Sector 3	Sector 4	T.Spd
1	2:02.519	38.140	24.710	32.174	27.495	
2	1:53.252	27.635	24.363	32.877	28.377	219.5
3	2:00.388	27.619	24.251	36.066	32.452	
4	2:35.493	36.999	31.602	42.457	44.435	153.7
5	2:33.737	47.568	33.117	40.378	32.674	69.4
6	2:17.091	33.494	33.923	42.261	27.413	174.6
7	1:48.248	26.837	23.818	30.965	26.628	221.8
8	1:48.272	26.917	23.534	31.101	26.720	226.7
9	1:48.337	26.819	23.591	31.094	26.833	225.5
10	1:49.365	26.808	24.100	31.661	26.796	223.0
11	1:48.516	26.870	23.565	31.278	26.803	220.6
12	1:49.849	27.012	23.673	31.788	27.376	218.3
13	1:49.417	26.915	23.693	31.608	27.201	
14	1:48.910	27.178	23.697	31.214	26.821	
15	1:48.427	26.910	23.717	31.018	26.782	220.6
16	1:48.730	26.919	23.691	31.333	26.787	219.5
17	1:50.019	26.988	24.291	31.825	26.915	223.0

77 Andrej PETROVIC — SRB
T-Code by Amtog — Tatuus F4 T -421

Lap	Time	Sector 1	Sector 2	Sector 3	Sector 4	T.Spd
1	1:59.489	34.815	24.608	31.969	28.097	
2	1:48.836	27.038	23.886	31.292	26.620	

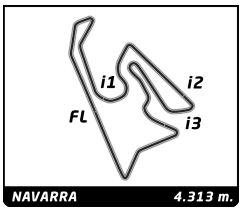

F4Spain
ROUND 2 - NAVARRA
RACE 1

Sector Analysis

__ Invalidated Lap Personal Best Session Best **B** Crossing the pit lane

Lap	Time	Sector 1	Sector 2	Sector 3	Sector 4	T.Spd
3	1:58.200	26.730	23.810	35.074	32.586	
4	2:34.360	34.203	34.153	42.136	43.868	
5	2:34.158	48.070	31.701	41.539	32.848	
6	2:19.998	34.405	32.138	46.379	27.076	
7	1:48.057	26.699	23.544	31.130	26.684	
8	1:48.552	26.956	23.582	31.173	26.841	
9	1:49.217	26.685	23.808	31.486	27.238	
10	1:48.738	26.890	23.859	31.299	26.690	
11	1:49.937	26.804	23.863	32.361	26.909	
12	1:48.407	26.870	23.697	31.164	26.676	
13	1:49.582	27.277	23.649	31.469	27.187	
14	1:48.726	27.224	23.653	31.163	26.686	
15	1:48.069	26.727	23.578	31.056	26.708	
16	1:48.141	26.688	23.670	31.074	26.709	
17	1:48.055	26.695	23.500	31.107	26.753	

78 Alfio SPINA — ITA
TC Racing — Tatuus F4 T -421

Lap	Time	Sector 1	Sector 2	Sector 3	Sector 4	T.Spd
1	1:58.351	34.863	24.187	32.028	27.273	
2	1:48.089	27.135	23.690	30.798	26.466	
3	1:58.066	26.608	23.307	34.839	33.312	216.0
4	2:33.961	34.403	33.368	42.391	43.799	190.0
5	2:34.652	47.820	32.370	41.094	33.368	72.9
6	2:20.581	34.606	32.140	46.593	27.242	184.9
7	1:48.257	26.798	23.505	31.130	26.824	220.6
8	1:48.295	27.007	23.546	31.063	26.679	211.5
9	1:48.617	27.036	23.846	31.062	26.673	216.0
10	1:49.078	27.009	23.844	31.449	26.776	223.0
11	1:48.745	27.644	23.649	30.861	26.591	216.0
12	1:47.503	26.702	23.356	30.786	26.659	219.5
13	1:47.286	26.619	23.280	30.766	26.621	218.3
14	1:47.306	26.689	23.375	30.756	26.486	218.3
15	1:47.340	26.613	23.328	30.816	26.583	217.1
16	1:47.324	26.654	23.354	30.786	26.530	220.6
17	1:47.351	26.755	23.232	30.800	26.564	218.3

81 Noah MONTEIRO — PRT
Campos Racing — Tatuus F4 T -421

Lap	Time	Sector 1	Sector 2	Sector 3	Sector 4	T.Spd
1	1:56.190	33.761	24.329	31.475	26.625	
2	1:47.479	26.748	23.265	31.022	26.444	
3	1:58.371	26.532	23.216	35.995	32.628	
4	2:34.626	35.178	32.974	42.589	43.885	
5	2:34.619	47.703	32.230	41.356	33.330	
6	2:21.208	34.571	31.984	47.540	27.113	
7	1:47.540	26.875	23.288	30.874	26.503	
8	1:49.590	26.541	23.630	31.630	27.789	
9	1:49.029	27.306	23.905	31.017	26.801	
10	1:49.453	27.026	24.169	31.572	26.686	
11	1:47.691	26.999	23.332	30.881	26.479	
12	1:46.999	26.525	23.261	30.730	26.483	
13	1:47.126	26.465	23.317	30.795	26.549	
14	1:47.026	26.412	23.303	30.782	26.529	
15	1:47.370	26.529	23.484	30.882	26.475	
16	1:47.463	26.478	23.433	30.955	26.597	
17	1:47.994	26.692	23.329	30.890	27.083	

88 Santiago BAZTARRICA — ARG
TC Racing — Tatuus F4 T -421

Lap	Time	Sector 1	Sector 2	Sector 3	Sector 4	T.Spd
1	2:03.177	38.285	24.927	32.279	27.686	
2	1:52.701	27.821	24.331	32.765	27.784	212.6
3	2:00.516	27.685	25.537	36.633	30.661	214.9
4	2:35.763	37.930	31.621	41.988	44.224	146.0
5	2:34.515	48.450	32.848	39.791	33.426	61.5
6	2:16.092	32.877	34.074	41.641	27.500	168.2
7	1:48.678	27.009	23.694	31.217	26.758	218.3
8	1:48.083	26.847	23.600	31.089	26.547	218.3
9	1:48.257	26.842	23.515	31.091	26.809	218.3
10	1:49.673	26.904	23.736	31.916	27.117	218.3
11	2:16.852 **B**	28.258	24.765	31.067	52.762	214.9
12	1:53.836	32.852	23.530	30.919	26.535	167.5
13	1:47.799	26.967	23.416	30.790	26.626	216.0
14	1:48.925	26.880	24.410	31.112	26.523	216.0
15	1:47.698	26.844	23.433	30.869	26.552	217.1
16	1:47.324	26.790	23.368	30.721	26.445	214.9
17	1:47.839	26.869	23.435	30.849	26.686	216.0

91 Lorenzo CAMPOS — AGO
Monlau Motorsport — Tatuus F4 T -421

Lap	Time	Sector 1	Sector 2	Sector 3	Sector 4	T.Spd
1	2:00.026	36.011	24.773	32.028	27.214	
2	1:50.149	27.604	23.973	31.676	26.896	217.1
3	1:59.914	27.157	24.315	35.753	32.689	217.1
4	2:34.573	34.375	34.235	42.341	43.622	165.5
5	2:34.622	48.211	32.968	40.159	33.284	85.9
6	2:18.304	33.911	33.443	43.922	27.028	161.6
7	1:48.082	26.835	23.668	31.026	26.553	218.3
8	1:47.927	26.620	23.671	31.073	26.563	219.5
9	1:48.418	26.751	23.454	31.425	26.788	218.3
10	1:49.132	26.836	23.900	31.697	26.699	220.6
11	1:48.486	27.043	23.528	31.256	26.659	218.3
12	1:53.178	27.988	26.383	31.987	26.820	209.4
13	1:51.801	27.213	24.450	32.506	27.632	217.1
14	1:51.367	28.025	24.496	31.984	26.862	212.6

99 Thomas STRAUVEN — BEL
Griffin Core — Tatuus F4 T -421

Lap	Time	Sector 1	Sector 2	Sector 3	Sector 4	T.Spd
1	1:53.480	32.427	23.424	31.121	26.508	
2	1:47.399	26.620	23.280	31.051	26.448	
3	1:57.603	26.590	23.288	35.795	31.930	
4	2:35.491	36.177	32.143	42.910	44.261	
5	2:34.091	47.280	31.545	41.859	33.407	
6	2:21.998	35.374	30.776	48.959	26.889	
7	1:48.388	26.699	23.353	31.278	27.058	
8	1:48.785	26.946	23.759	31.598	26.482	
9	1:46.871	26.453	23.302	30.746	26.370	
10	1:46.564	26.451	23.185	30.668	26.260	
11	1:46.763	26.505	23.243	30.781	26.234	
12	1:47.060	26.614	23.456	30.668	26.322	
13	1:46.994	26.499	23.272	30.769	26.454	
14	1:47.468	26.626	23.402	30.985	26.455	
15	1:47.548	26.641	23.554	30.834	26.519	
16	1:47.599	26.789	23.442	30.952	26.416	
17	1:47.427	26.680	23.337	30.842	26.568	

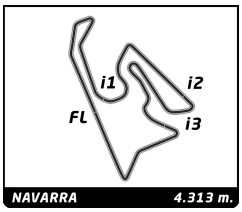

F4Spain
ROUND 2 - NAVARRA
RACE 1

Flag Analysis

	Flag	Time
	GREEN FLAG	15:53:35.085
	SAFETY CAR	15:58:08.628
	YELLOW FLAG AT SECTOR 1	16:05:57.070
	YELLOW FLAG AT SECTOR 2	16:05:57.240
	YELLOW FLAG AT SECTOR 3	16:05:57.384
	YELLOW FLAG AT SECTOR 4	16:05:57.525
	GREEN FLAG	16:06:22.428
	CHEQUERED FLAG	16:26:25.760

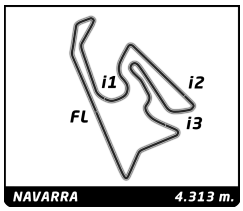

F4Spain
ROUND 2 - NAVARRA
RACE 1

Track Limits Analysis

No	Driver	Team	T.L. Nr	Camera	Lap	Time
1	Hudson SCHWARTZ	KCL MP Motorsport	1	Turn 8	15	16:21:55.976
1	Hudson SCHWARTZ	KCL MP Motorsport	2	Turn 17	15	16:22:53.007
					Total Infractions:	**2**
4	Ean EYCKMANS	MP Motorsport	1	Turn 15	8	16:10:01.640
4	Ean EYCKMANS	MP Motorsport	2	Turn 17	9	16:12:03.549
4	Ean EYCKMANS	MP Motorsport	3	Turn 2	10	16:12:24.600
					Total Infractions:	**3**
5	Miguel COSTA	Campos Racing	1	Turn 2	9	16:10:36.222
5	Miguel COSTA	Campos Racing	2	Turn 15	9	16:11:53.053
5	Miguel COSTA	Campos Racing	3	Turn 15	16	16:24:29.765
					Total Infractions:	**3**
6	Sacha VAN'T PAD BOSCH	T-Code by Amtog	1	Turn 15	2	15:57:05.502
6	Sacha VAN'T PAD BOSCH	T-Code by Amtog	2	Turn 15	10	16:13:45.231
6	Sacha VAN'T PAD BOSCH	T-Code by Amtog	3	Turn 15	13	16:19:12.782
					Total Infractions:	**3**
9	René LAMMERS	MP Motorsport	1	Turn 2	8	16:08:43.880
9	René LAMMERS	MP Motorsport	2	Turn 2	15	16:21:14.159
					Total Infractions:	**2**
11	Reno FRANCOT	KCL MP Motorsport	1	Turn 8	11	16:14:38.448
11	Reno FRANCOT	KCL MP Motorsport	2	Turn 8	15	16:21:46.898
					Total Infractions:	**2**
17	Nacho TUÑON	Tecnicar by Amtog	1	Turn 15	2	15:57:05.502
17	Nacho TUÑON	Tecnicar by Amtog	2	Turn 8	7	16:07:36.923
					Total Infractions:	**2**
19	Matus RYBA	Griffin Core	1	Turn 8	12	16:16:28.922
19	Matus RYBA	Griffin Core	2	Turn 15	12	16:17:13.029
					Total Infractions:	**2**
22	Juan COTA	MP Motorsport	1	Turn 2	9	16:10:35.027
22	Juan COTA	MP Motorsport	2	Turn 17	9	16:12:03.549
					Total Infractions:	**2**
24	Kyuho LEE	Rodin Motorsport	1	Turn 8	2	15:56:20.052
24	Kyuho LEE	Rodin Motorsport	2	Turn 15	2	15:57:07.504
24	Kyuho LEE	Rodin Motorsport	3	Turn 2	3	15:57:43.415
24	Kyuho LEE	Rodin Motorsport	4	Turn 2	8	16:08:58.763
24	Kyuho LEE	Rodin Motorsport	5	Turn 2	12	16:16:13.424
					Total Infractions:	**5**
25	Francisco MONARCA	Monlau Motorsport	1	Turn 2	3	15:57:37.618
25	Francisco MONARCA	Monlau Motorsport	2	Turn 2	8	16:08:52.424
25	Francisco MONARCA	Monlau Motorsport	3	Turn 15	9	16:11:55.517
25	Francisco MONARCA	Monlau Motorsport	4	Turn 15	10	16:13:45.231
25	Francisco MONARCA	Monlau Motorsport	5	Turn 15	13	16:19:12.782
25	Francisco MONARCA	Monlau Motorsport	6	Turn 8	15	16:22:06.921
					Total Infractions:	**6**
32	Wiktor DOBRZANSKI	Tecnicar by Amtog	1	Turn 15	10	16:13:47.967
32	Wiktor DOBRZANSKI	Tecnicar by Amtog	2	Turn 15	12	16:17:27.246
					Total Infractions:	**2**
33	Christopher EL FEGHALI	Drivex	1	Turn 15	16	16:24:29.765
					Total Infractions:	**1**
37	Filippo FIORENTINO	Drivex	1	Turn 2	8	16:08:50.755
37	Filippo FIORENTINO	Drivex	2	Turn 8	10	16:12:57.779

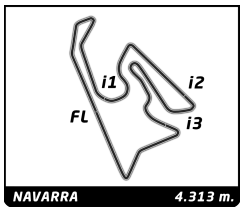

F4Spain
ROUND 2 - NAVARRA
RACE 1

Track Limits Analysis

No	Driver	Team	T.L. Nr	Camera	Lap	Time
					Total Infractions:	**2**
39	Santino PANETTA	TC Racing	1	Turn 8	2	15:56:18.514
					Total Infractions:	**1**
41	Stepan SUSLOV	DXR	1	Turn 2	9	16:10:41.832
41	Stepan SUSLOV	DXR	2	Turn 15	9	16:11:55.517
41	Stepan SUSLOV	DXR	3	Turn 8	13	16:18:26.240
					Total Infractions:	**3**
46	Nathan TYE	Rodin Motorsport	1	Turn 2	9	16:10:36.222
					Total Infractions:	**1**
57	Kaiden HIGGINS	DXR	1	Turn 15	7	16:08:22.641
57	Kaiden HIGGINS	DXR	2	Turn 17	8	16:10:24.350
57	Kaiden HIGGINS	DXR	3	Turn 8	9	16:11:14.377
57	Kaiden HIGGINS	DXR	4	Turn 15	8	16:10:11.253
57	Kaiden HIGGINS	DXR	5	Turn 17	14	16:21:18.550
					Total Infractions:	**5**
70	Aleksandar BOGUNOVIC	GRS Team	1	Turn 15	10	16:13:50.504
70	Aleksandar BOGUNOVIC	GRS Team	2	Turn 2	17	16:25:19.339
					Total Infractions:	**2**
71	Daniel DALLAKYAN	GRS Team	1	Turn 15	2	15:57:07.504
71	Daniel DALLAKYAN	GRS Team	2	Turn 8	17	16:25:46.999
					Total Infractions:	**2**
77	Andrej PETROVIC	T-Code by Amtog	1	Turn 2	15	16:21:33.069
77	Andrej PETROVIC	T-Code by Amtog	2	Turn 2	16	16:23:20.886
					Total Infractions:	**2**
81	Noah MONTEIRO	Campos Racing	1	Turn 17	8	16:10:15.011
					Total Infractions:	**1**
88	Santiago BAZTARRICA	TC Racing	1	Turn 2	2	15:55:49.937
88	Santiago BAZTARRICA	TC Racing	2	Turn 8	15	16:22:41.655
88	Santiago BAZTARRICA	TC Racing	3	Turn 8	16	16:24:29.099
					Total Infractions:	**3**
91	Lorenzo CAMPOS	Monlau Motorsport	1	Turn 2	2	15:55:46.799
91	Lorenzo CAMPOS	Monlau Motorsport	2	Turn 15	2	15:57:02.964
91	Lorenzo CAMPOS	Monlau Motorsport	3	Turn 15	7	16:08:19.300
91	Lorenzo CAMPOS	Monlau Motorsport	4	Turn 2	8	16:08:52.424
91	Lorenzo CAMPOS	Monlau Motorsport	5	Turn 15	10	16:13:44.030
91	Lorenzo CAMPOS	Monlau Motorsport	6	Turn 2	12	16:16:07.223
91	Lorenzo CAMPOS	Monlau Motorsport	7	Turn 15	12	16:17:26.186
91	Lorenzo CAMPOS	Monlau Motorsport	8	Turn 8	13	16:18:30.912
					Total Infractions:	**8**
99	Thomas STRAUVEN	Griffin Core	1	Turn 2	8	16:08:45.147
					Total Infractions:	**1**

TOTAL TRACK LIMITS: **66**

Published at: XX:XX **16:36**

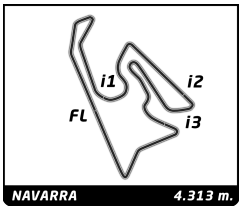

F4Spain
ROUND 2 - NAVARRA
RACE 1

Provisional Race Director Report

Hour	Flag	Message
15:39:18		F4 - PIT LANE WILL BE OPEN AT 15.40
15:40:02		PIT LANE OPEN
15:45:00		5 MINUTES BOARD - PIT LANE CLOSED
15:45:04		Grid5Mins
15:47:02		Grid3Mins
15:47:04		3 MINUTES BOARD
15:49:00		Grid1Min
15:49:07		1 MINUTE BOARD
15:49:45		Grid15Secs
15:49:45		15 SECONDS BOARD
15:50:01		GREEN FLAG - FORMATION LAP
15:50:15		FormationLap
15:58:08		SafetyCar
15:58:39		CAR 27 IN GRAVEL BED AT TURN 17
16:01:31		FOLLOWING SC IN T1 KEEP ON THE RHS
16:05:33		SAFETY CAR IN THIS LAP
16:07:31		INCIDENT IN T17 WILL BE INVESTIGATED AFTER THE SESSION
16:27:07		CARS & DRIVERS #9 #23 #99 #46 #81 #4 #33 PROCEED TO THE SCRUTINEERING BAY INMEDIATELY AFTER SE
16:28:06		TRACK LIMITS SYSTEM OPERATING - RESULTS MAY CHANGE
16:28:49		APERTURA PIT LANE A LAS 16.35

Published at: **16:36**

Race Director:	**Timekeeper:**
Xavier BONÉ	Alberto ESTÉBANEZ

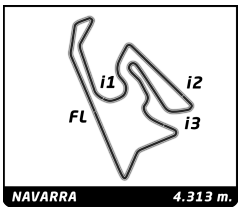

ROUND 2 - NAVARRA

F4Spain

RACE 1

Weather Report

Air Temperature

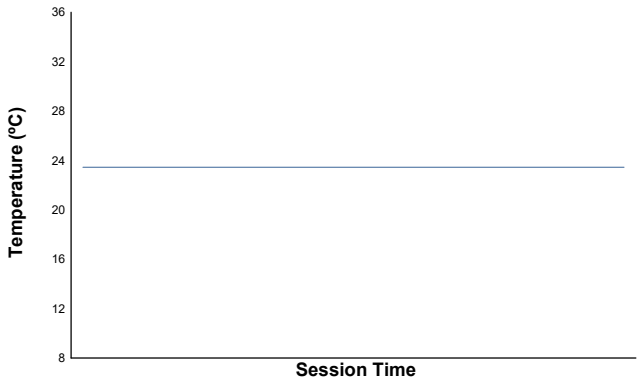

Track Temperature

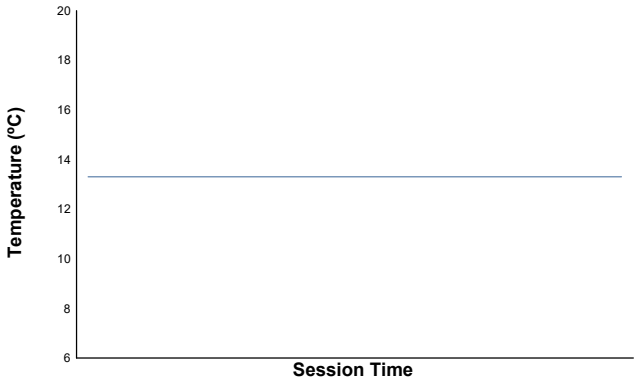

Humidity

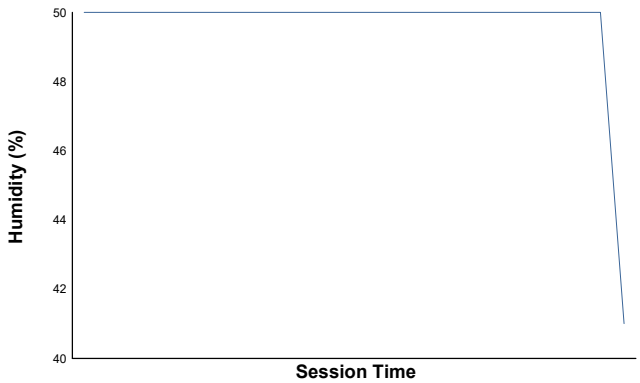

Pressure

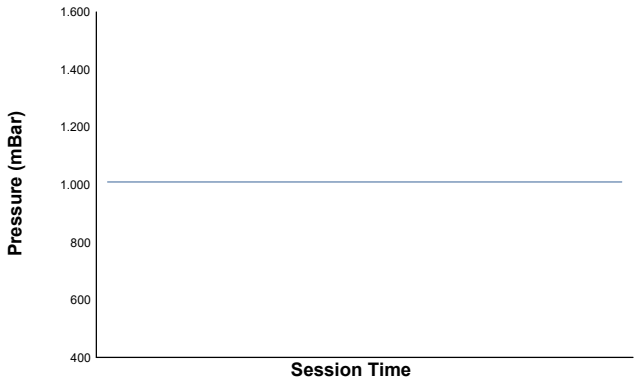

Wind Speed



Wind Direction

North=0º/360º East=90º South=180º West=270º



Track Status: **DRY**

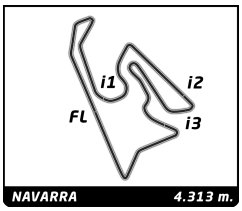

F4Spain
ROUND 2 - NAVARRA
QUALIFYING 2

Final Classification

	No	Driver	Nat	Team	Car	Cl.	Time	Lap	Total	Gap		Kph
1	22	Juan COTA	ESP	MP Motorsport	Tatuus F4 T -421		1:46.072	10	10	-	-	146.4
2	4	Ean EYCKMANS	BEL	MP Motorsport	Tatuus F4 T -421	R	1:46.170	8	10	+0.098	+0.098	146.2
3	9	René LAMMERS	NLD	MP Motorsport	Tatuus F4 T -421		1:46.185	8	9	+0.113	+0.015	146.2
4	23	Jan PRZYROWSKI	POL	Griffin Core	Tatuus F4 T -421		1:46.215	9	11	+0.143	+0.030	146.2
5	99	Thomas STRAUVEN	BEL	Griffin Core	Tatuus F4 T -421		1:46.282	11	11	+0.210	+0.067	146.1
6	77	Andrej PETROVIC	SRB	T-Code by Amtog	Tatuus F4 T -421		1:46.300	8	11	+0.228	+0.018	146.1
7	81	Noah MONTEIRO	PRT	Campos Racing	Tatuus F4 T -421	R	1:46.374	11	11	+0.302	+0.074	146.0
8	1	Hudson SCHWARTZ	USA	KCL MP Motorsport	Tatuus F4 T -421		1:46.389	10	11	+0.317	+0.015	145.9
9	2	Vivek KANTHAN	USA	Campos Racing	Tatuus F4 T -421	R	1:46.414	7	11	+0.342	+0.025	145.9
10	46	Nathan TYE	GBR	Rodin Motorsport	Tatuus F4 T -421		1:46.496	8	10	+0.424	+0.082	145.8
11	5	Miguel COSTA	BRA	Campos Racing	Tatuus F4 T -421	R	1:46.537	9	11	+0.465	+0.041	145.7
12	11	Reno FRANCOT	NLD	KCL MP Motorsport	Tatuus F4 T -421		1:46.603	10	10	+0.531	+0.066	145.7
13	25	Francisco MONARCA	ARG	Monlau Motorsport	Tatuus F4 T -421	R	1:46.621	7	10	+0.549	+0.018	145.6
14	33	Christopher EL FEGHALI	LBN	Drivex	Tatuus F4 T -421	R	1:46.739	10	10	+0.667	+0.118	145.5
15	37	Filippo FIORENTINO	BRA	Drivex	Tatuus F4 T -421		1:46.749	9	9	+0.677	+0.010	145.5
16	6	Sacha VAN'T PAD BOSCH	NLD	T-Code by Amtog	Tatuus F4 T -421	R	1:46.754	8	11	+0.682	+0.005	145.4
17	10	Niklas SCHAUFLER	AUT	KCL MP Motorsport	Tatuus F4 T -421	R	1:46.758	10	10	+0.686	+0.004	145.4
18	48	Gino TRAPPA	ARG	Drivex	Tatuus F4 T -421		1:46.799	8	11	+0.727	+0.041	145.4
19	78	Alfio SPINA	ITA	TC Racing	Tatuus F4 T -421		1:46.801	10	11	+0.729	+0.002	145.4
20	19	Matus RYBA	SVK	Griffin Core	Tatuus F4 T -421		1:46.856	7	11	+0.784	+0.055	145.3
21	91	Lorenzo CAMPOS	AGO	Monlau Motorsport	Tatuus F4 T -421	R	1:47.027	8	10	+0.955	+0.171	145.1
22	39	Santino PANETTA	ARG	TC Racing	Tatuus F4 T -421	R	1:47.051	6	10	+0.979	+0.024	145.0
23	41	Stepan SUSLOV	SWE	DXR	Tatuus F4 T -421	R	1:47.119	10	11	+1.047	+0.068	144.9
24	24	Kyuho LEE	KOR	Rodin Motorsport	Tatuus F4 T -421	R	1:47.185	7	11	+1.113	+0.066	144.9
25	17	Nacho TUÑON	ESP	Tecnicar by Amtog	Tatuus F4 T -421	R	1:47.285	9	11	+1.213	+0.100	144.7
26	27	Alexander JACOBY	BRA	Monlau Motorsport	Tatuus F4 T -421		1:47.289	7	10	+1.217	+0.004	144.7
27	32	Wiktor DOBRZANSKI	POL	Tecnicar by Amtog	Tatuus F4 T -421		1:47.391	8	11	+1.319	+0.102	144.6
28	88	Santiago BAZTARRICA	ARG	TC Racing	Tatuus F4 T -421		1:47.533	8	11	+1.461	+0.142	144.4
29	57	Kaiden HIGGINS	ARE	DXR	Tatuus F4 T -421	R	1:47.596	5	10	+1.524	+0.063	144.3
30	71	Daniel DALLAKYAN	ARM	GRS Team	Tatuus F4 T -421	R	1:47.661	6	11	+1.589	+0.065	144.2
31	70	Aleksandar BOGUNOVIC	SVN	GRS Team	Tatuus F4 T -421	R	1:47.798	8	8	+1.726	+0.137	144.0

Fastest Lap:	Lap 10	Juan COTA	1:46.072	146.4 Kph

CAR #78 - ALL LAPTIMES DELETED - TRACK LIMITS
CAR #78 - DELETION OF A TRACK LIMIT VIOLATION (T8,L2) - STEWARDS DECISION Nº14

Track Status: **DRY**

Published at: 10:25

Stewards

Pedro VILCHES Noelia FRANCO Mario Cordeiro FERNA

Timekeeper:
Alberto ESTÉBANEZ

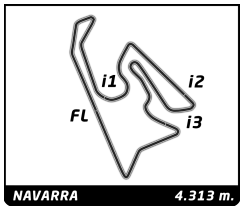

F4Spain
ROUND 2 - NAVARRA
QUALIFYING 2

Final Classification by Class

	No	Driver	Nat	Team	Car	Time	Lap	Total	Gap		Kph
R											
1	4	**Ean EYCKMANS**	BEL	MP Motorsport	Tatuus F4 T -421	**1:46.170**	8	10			**146.2**
2	81	**Noah MONTEIRO**	PRT	Campos Racing	Tatuus F4 T -421	**1:46.374**	11	11	+0.204	+0.204	**146.0**
3	2	**Vivek KANTHAN**	USA	Campos Racing	Tatuus F4 T -421	**1:46.414**	7	11	+0.244	+0.040	**145.9**
4	5	**Miguel COSTA**	BRA	Campos Racing	Tatuus F4 T -421	**1:46.537**	9	11	+0.367	+0.123	**145.7**
5	25	**Francisco MONARCA**	ARG	Monlau Motorsport	Tatuus F4 T -421	**1:46.621**	7	10	+0.451	+0.084	**145.6**
6	33	**Christopher EL FEGHALI**	LBN	Drivex	Tatuus F4 T -421	**1:46.739**	10	10	+0.569	+0.118	**145.5**
7	6	**Sacha VAN'T PAD BOSCH**	NLD	T-Code by Amtog	Tatuus F4 T -421	**1:46.754**	8	11	+0.584	+0.015	**145.4**
8	10	**Niklas SCHAUFLER**	AUT	KCL MP Motorsport	Tatuus F4 T -421	**1:46.758**	10	10	+0.588	+0.004	**145.4**
9	91	**Lorenzo CAMPOS**	AGO	Monlau Motorsport	Tatuus F4 T -421	**1:47.027**	8	10	+0.857	+0.269	**145.1**
10	39	**Santino PANETTA**	ARG	TC Racing	Tatuus F4 T -421	**1:47.051**	6	10	+0.881	+0.024	**145.0**
11	41	**Stepan SUSLOV**	SWE	DXR	Tatuus F4 T -421	**1:47.119**	10	11	+0.949	+0.068	**144.9**
12	24	**Kyuho LEE**	KOR	Rodin Motorsport	Tatuus F4 T -421	**1:47.185**	7	11	+1.015	+0.066	**144.9**
13	17	**Nacho TUÑON**	ESP	Tecnicar by Amtog	Tatuus F4 T -421	**1:47.285**	9	11	+1.115	+0.100	**144.7**
14	57	**Kaiden HIGGINS**	ARE	DXR	Tatuus F4 T -421	**1:47.596**	5	10	+1.426	+0.311	**144.3**
15	71	**Daniel DALLAKYAN**	ARM	GRS Team	Tatuus F4 T -421	**1:47.661**	6	11	+1.491	+0.065	**144.2**
16	70	**Aleksandar BOGUNOVIC**	SVN	GRS Team	Tatuus F4 T -421	**1:47.798**	8	8	+1.628	+0.137	**144.0**

CAR #78 - ALL LAPTIMES DELETED - TRACK LIMITS
CAR #78 - DELETION OF A TRACK LIMIT VIOLATION (T8,L2) - STEWARDS DECISION Nº14

Published at: XX:XX **10:25**

Track Status: **DRY**

Stewards

Pedro VILCHES Noelia FRANCO Mario Cordeiro FERNA

Timekeeper:
Alberto ESTÉBANEZ

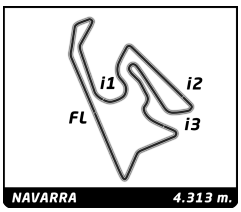

F4Spain
ROUND 2 - NAVARRA
QUALIFYING 2

Best Top Speed

No	Driver	Team	Class	Top 1 Kph	Top 1 Lap	Top 2 Kph	Top 2 Lap	Top 3 Kph	Top 3 Lap	Top 4 Kph	Top 4 Lap	Top 5 Kph	Top 5 Lap	Avg
39	Santino PANETTA	TC Racing	R	**224.3**	10	223.0	6	217.1	2	212.6	8	211.5	7	217,7
5	Miguel COSTA	Campos Racing	R	**223.0**	11	220.6	8	220.6	7	220.6	6	220.6	5	221,1
19	Matus RYBA	Griffin Core		**220.6**	8	219.5	7	219.5	5	219.5	4	218.3	10	219,5
2	Vivek KANTHAN	Campos Racing	R	**219.5**	10	219.5	8	218.3	3	217.1	9	217.1	6	218,3
23	Jan PRZYROWSKI	Griffin Core		**219.5**	10	218.3	9	217.1	8	216.0	5	214.9	11	217,2
32	Wiktor DOBRZANSKI	Tecnicar by Amtog		**219.5**	11	219.5	10	219.5	9	219.5	8	219.5	6	219,5
78	Alfio SPINA	TC Racing		**219.5**	9	218.3	10	218.3	8	218.3	4	217.1	11	218,3
1	Hudson SCHWARTZ	KCL MP Motorsport		**218.3**	11	218.3	10	218.3	9	217.1	8	217.1	6	217,8
4	Ean EYCKMANS	MP Motorsport	R	**218.3**	6	216.0	10	216.0	9	216.0	8	216.0	7	216,5
6	Sacha VAN'T PAD BOSCH	T-Code by Amtog	R	**218.3**	9	218.3	5	217.1	7	216.0	10	216.0	4	217,1
24	Kyuho LEE	Rodin Motorsport	R	**218.3**	10	218.3	8	217.1	7	217.1	5	217.1	4	217,6
46	Nathan TYE	Rodin Motorsport		**218.3**	9	217.1	6	217.1	5	216.0	10	216.0	8	216,9
48	Gino TRAPPA	Drivex		**218.3**	10	218.3	9	218.3	8	218.3	7	217.1	6	218,1
70	Aleksandar BOGUNOVIC	GRS Team	R	**218.3**	7	217.1	8	216.0	5	216.0	6	213.8	4	216,2
71	Daniel DALLAKYAN	GRS Team	R	**218.3**	9	218.3	8	216.0	11	216.0	5	214.9	7	216,7
77	Andrej PETROVIC	T-Code by Amtog		**218.3**	7	216.0	11	214.9	4	212.6	3	185.7	2	209,5
9	René LAMMERS	MP Motorsport		**217.1**	4	217.1	7	217.1	8	217.1	9	216.0	3	216,9
10	Niklas SCHAUFLER	KCL MP Motorsport	R	**217.1**	8	216.0	10	216.0	7	214.9	9	214.9	6	215,8
11	Reno FRANCOT	KCL MP Motorsport		**217.1**	8	217.1	7	217.1	5	216.0	10	214.9	9	216,4
33	Christopher EL FEGHALI	Drivex	R	**217.1**	4	216.0	10	214.9	9	214.9	8	214.9	7	215,6
99	Thomas STRAUVEN	Griffin Core		**217.1**	9	216.0	11	216.0	10	216.0	7	213.8	8	215,8
17	Nacho TUÑON	Tecnicar by Amtog	R	**216.0**	9	216.0	8	214.9	10	214.9	7	213.8	6	215,1
22	Juan COTA	MP Motorsport		**216.0**	5	214.9	9	214.9	6	213.8	4	212.6	10	214,4
41	Stepan SUSLOV	DXR	R	**216.0**	9	216.0	8	214.9	10	214.9	7	214.9	6	215,3
88	Santiago BAZTARRICA	TC Racing		**216.0**	10	216.0	7	216.0	6	216.0	5	214.9	11	215,8
37	Filippo FIORENTINO	Drivex		**214.9**	4	214.9	5	214.9	6	214.9	9	213.8	3	214,7
81	Noah MONTEIRO	Campos Racing	R	**212.6**	9									212,6
91	Lorenzo CAMPOS	Monlau Motorsport	R	**212.6**	10	212.6	9	212.6	6	212.6	5	212.6	4	212,6
27	Alexander JACOBY	Monlau Motorsport		**211.5**	9	210.5	8	210.5	7					210,8
25	Francisco MONARCA	Monlau Motorsport	R											
57	Kaiden HIGGINS	DXR	R											

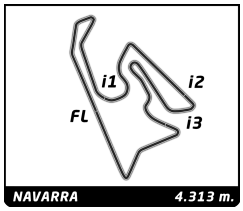

F4Spain
ROUND 2 - NAVARRA
QUALIFYING 2

Best Sector Times

	Sector 1			Sector 2			Sector 3			Sector 4							
Pos	No	Driver	Time	No	Driver	Time	No	Driver	Time	No	Driver	Time	Pos	No	Ideal Lap	Best Lap	
1	77	A.PETROVIC	26.308	22	J.COTA	22.976	23	J.PRZYROWSKI	30.266	99	T.STRAUVEN	26.111	1	23	1:45.984	1:46.215	(4)
2	23	J.PRZYROWSKI	26.416	9	R.LAMMERS	22.996	4	E.EYCKMANS	30.345	9	R.LAMMERS	26.226	2	22	1:46.050	1:46.072	(1)
3	81	N.MONTEIRO	26.423	99	T.STRAUVEN	23.006	22	J.COTA	30.411	22	J.COTA	26.235	3	99	1:46.059	1:46.282	(5)
4	22	J.COTA	26.428	81	N.MONTEIRO	23.022	2	V.KANTHAN	30.419	46	N.TYE	26.260	4	77	1:46.145	1:46.300	(6)
5	9	R.LAMMERS	26.433	23	J.PRZYROWSKI	23.042	77	A.PETROVIC	30.421	23	J.PRZYROWSKI	26.260	5	4	1:46.170	1:46.170	(2)
6	25	F.MONARCA	26.444	1	H.SCHWARTZ	23.046	81	N.MONTEIRO	30.447	5	M.COSTA	26.275	6	9	1:46.185	1:46.185	(3)
7	2	V.KANTHAN	26.472	4	E.EYCKMANS	23.050	99	T.STRAUVEN	30.449	37	F.FIORENTINO	26.282	7	81	1:46.208	1:46.374	(7)
8	4	E.EYCKMANS	26.472	19	M.RYBA	23.075	1	H.SCHWARTZ	30.459	48	G.TRAPPA	26.290	8	2	1:46.302	1:46.414	(9)
9	5	M.COSTA	26.472	5	M.COSTA	23.075	11	R.FRANCOT	30.485	77	A.PETROVIC	26.298	9	1	1:46.319	1:46.389	(8)
10	99	T.STRAUVEN	26.493	2	V.KANTHAN	23.085	33	C.EL FEGHALI	30.517	4	E.EYCKMANS	26.303	10	5	1:46.415	1:46.537	(11)
11	46	N.TYE	26.501	10	N.SCHAUFLER	23.092	25	F.MONARCA	30.525	1	H.SCHWARTZ	26.308	11	11	1:46.446	1:46.603	(12)
12	1	H.SCHWARTZ	26.506	11	R.FRANCOT	23.109	9	R.LAMMERS	30.530	81	N.MONTEIRO	26.316	12	46	1:46.473	1:46.496	(10)
13	10	N.SCHAUFLER	26.514	77	A.PETROVIC	23.118	6	S.VAN'T PAD BOSCH	30.541	2	V.KANTHAN	26.326	13	25	1:46.494	1:46.621	(13)
14	11	R.FRANCOT	26.515	46	N.TYE	23.125	46	N.TYE	30.587	25	F.MONARCA	26.329	14	37	1:46.573	1:46.749	(15)
15	39	S.PANETTA	26.516	6	S.VAN'T PAD BOSCH	23.128	5	M.COSTA	30.593	11	R.FRANCOT	26.337	15	10	1:46.639	1:46.758	(17)
16	33	C.EL FEGHALI	26.530	37	F.FIORENTINO	23.148	37	F.FIORENTINO	30.594	19	M.RYBA	26.365	16	33	1:46.642	1:46.739	(14)
17	37	F.FIORENTINO	26.549	39	S.PANETTA	23.165	91	L.CAMPOS	30.596	27	A.JACOBY	26.375	17	6	1:46.721	1:46.754	(16)
18	24	K.LEE	26.575	48	G.TRAPPA	23.183	17	N.TUÑON	30.611	33	C.EL FEGHALI	26.392	18	19	1:46.724	1:46.856	(19)
19	19	M.RYBA	26.590	71	D.DALLAKYAN	23.189	10	N.SCHAUFLER	30.621	24	K.LEE	26.396	19	48	1:46.738	1:46.799	(18)
20	27	A.JACOBY	26.600	25	F.MONARCA	23.196	41	S.SUSLOV	30.625	6	S.VAN'T PAD BOSCH	26.397	20	39	1:46.815	1:47.051	(21)
21	48	G.TRAPPA	26.615	33	C.EL FEGHALI	23.203	48	G.TRAPPA	30.650	91	L.CAMPOS	26.404	21	91	1:46.912	1:47.027	(20)
22	41	S.SUSLOV	26.635	17	N.TUÑON	23.210	39	S.PANETTA	30.689	10	N.SCHAUFLER	26.412	22	41	1:46.977	1:47.119	(22)
23	6	S.VAN'T PAD BOSCH	26.655	91	L.CAMPOS	23.211	19	M.RYBA	30.694	39	S.PANETTA	26.445	23	27	1:46.977	1:47.289	(25)
24	17	N.TUÑON	26.695	27	A.JACOBY	23.217	32	W.DOBRZANSKI	30.695	41	S.SUSLOV	26.461	24	17	1:47.038	1:47.285	(24)
25	91	L.CAMPOS	26.701	57	K.HIGGINS	23.228	88	S.BAZTARRICA	30.758	57	K.HIGGINS	26.481	25	24	1:47.106	1:47.185	(23)
26	57	K.HIGGINS	26.757	41	S.SUSLOV	23.256	70	A.BOGUNOVIC	30.775	88	S.BAZTARRICA	26.517	26	57	1:47.243	1:47.596	(28)
27	88	S.BAZTARRICA	26.778	32	W.DOBRZANSKI	23.271	57	K.HIGGINS	30.777	17	N.TUÑON	26.522	27	32	1:47.341	1:47.391	(26)
28	32	W.DOBRZANSKI	26.781	70	A.BOGUNOVIC	23.319	27	A.JACOBY	30.785	70	A.BOGUNOVIC	26.593	28	88	1:47.388	1:47.533	(27)
29	70	A.BOGUNOVIC	26.832	24	K.LEE	23.330	24	K.LEE	30.805	32	W.DOBRZANSKI	26.594	29	70	1:47.519	1:47.798	(30)
30	71	D.DALLAKYAN	26.833	88	S.BAZTARRICA	23.335	71	D.DALLAKYAN	30.879	71	D.DALLAKYAN	26.649	30	71	1:47.550	1:47.661	(29)

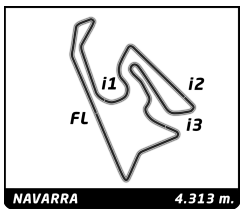

F4Spain
ROUND 2 - NAVARRA
QUALIFYING 2

Fastest Lap Sequence

Elapsed	No	Driver	Team	Car	Class	Time	Kph	Lap
4:13.246	99	Thomas STRAUVEN	Griffin Core	Tatuus F4 T -421		**1:56.012**	133.8	2
4:15.019	23	Jan PRZYROWSKI	Griffin Core	Tatuus F4 T -421		**1:55.884**	134.0	2
4:16.899	81	Noah MONTEIRO	Campos Racing	Tatuus F4 T -421	R	**1:55.663**	134.2	2
4:23.493	19	Matus RYBA	Griffin Core	Tatuus F4 T -421		**1:53.739**	136.5	2
4:24.602	33	Christopher EL FEGHALI	Drivex	Tatuus F4 T -421	R	**1:52.350**	138.2	2
4:25.724	48	Gino TRAPPA	Drivex	Tatuus F4 T -421		**1:52.204**	138.4	2
4:36.762	1	Hudson SCHWARTZ	KCL MP Motorsport	Tatuus F4 T -421		**1:50.465**	140.6	2
6:02.509	99	Thomas STRAUVEN	Griffin Core	Tatuus F4 T -421		**1:49.263**	142.1	3
6:10.940	5	Miguel COSTA	Campos Racing	Tatuus F4 T -421	R	**1:49.217**	142.2	3
6:13.772	33	Christopher EL FEGHALI	Drivex	Tatuus F4 T -421	R	**1:49.170**	142.2	3
6:25.330	1	Hudson SCHWARTZ	KCL MP Motorsport	Tatuus F4 T -421		**1:48.568**	143.0	3
7:12.957	25	Francisco MONARCA	Monlau Motorsport	Tatuus F4 T -421	R	**1:48.129**	143.6	3
7:50.268	99	Thomas STRAUVEN	Griffin Core	Tatuus F4 T -421		**1:47.759**	144.1	4
7:54.116	81	Noah MONTEIRO	Campos Racing	Tatuus F4 T -421	R	**1:47.486**	144.5	4
9:27.009	22	Juan COTA	MP Motorsport	Tatuus F4 T -421		**1:47.405**	144.6	4
9:37.396	99	Thomas STRAUVEN	Griffin Core	Tatuus F4 T -421		**1:47.128**	144.9	5
9:41.128	81	Noah MONTEIRO	Campos Racing	Tatuus F4 T -421	R	**1:47.012**	145.1	5
10:25.935	4	Ean EYCKMANS	MP Motorsport	Tatuus F4 T -421	R	**1:46.780**	145.4	4
11:23.701	99	Thomas STRAUVEN	Griffin Core	Tatuus F4 T -421		**1:46.305**	146.1	6
16:05.228	77	Andrej PETROVIC	T-Code by Amtog	Tatuus F4 T -421		**1:46.300**	146.1	8
16:33.871	22	Juan COTA	MP Motorsport	Tatuus F4 T -421		**1:46.240**	146.1	8
16:48.602	23	Jan PRZYROWSKI	Griffin Core	Tatuus F4 T -421		**1:46.215**	146.2	9
17:25.516	9	René LAMMERS	MP Motorsport	Tatuus F4 T -421		**1:46.185**	146.2	8
17:34.384	4	Ean EYCKMANS	MP Motorsport	Tatuus F4 T -421	R	**1:46.170**	146.2	8
20:06.325	22	Juan COTA	MP Motorsport	Tatuus F4 T -421		**1:46.072**	146.4	10

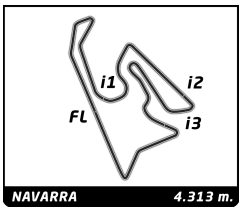

F4Spain
ROUND 2 - NAVARRA
QUALIFYING 2

Sector Analysis

__ Invalidated Lap Personal Best Session Best **B** Crossing the pit lane

1 Hudson SCHWARTZ — USA
KCL MP Motorsport — Tatuus F4 T -421

Lap	Time	Sector 1	Sector 2	Sector 3	Sector 4	T.Spd
1	2:46.297	1:19.725	25.433	33.266	27.873	150.9
2	1:50.465	27.567	23.941	31.816	27.141	213.8
3	1:48.568	27.153	23.408	31.264	26.743	213.8
4	1:47.500	26.892	23.228	30.882	26.498	216.0
5	1:47.055	26.812	23.142	30.706	26.395	216.0
6	1:46.479	26.506	23.046	30.576	26.351	217.1
7	1:47.745	26.873	23.161	31.128	26.583	216.0
8	1:46.851	26.704	23.214	30.604	26.329	217.1
9	1:46.427	26.510	23.121	30.488	26.308	218.3
10	1:46.389	26.528	23.075	30.459	26.327	218.3
11	1:46.674	26.585	23.120	30.526	26.443	218.3

2 Vivek KANTHAN — USA
Campos Racing — Tatuus F4 T -421

Lap	Time	Sector 1	Sector 2	Sector 3	Sector 4	T.Spd
1	2:23.077	50.705	28.173	35.665	28.534	159.7
2	1:56.256	29.331	26.666	32.786	27.473	194.5
3	1:49.284	27.167	23.885	31.451	26.781	218.3
4	1:47.908	26.898	23.308	31.125	26.577	214.9
5	1:47.184	26.646	23.175	30.809	26.554	217.1
6	1:46.637	26.614	23.085	30.554	26.384	217.1
7	1:46.414	26.492	23.104	30.491	26.327	216.0
8	1:47.932	26.518	23.085	31.939	26.390	219.5
9	1:46.341	26.480	23.116	30.419	26.326	217.1
10	1:47.335	26.562	23.242	30.528	27.003	219.5
11	1:46.900	26.472	23.482	30.568	26.378	216.0

4 Ean EYCKMANS — BEL
MP Motorsport — Tatuus F4 T -421

Lap	Time	Sector 1	Sector 2	Sector 3	Sector 4	T.Spd
1	4:58.379	3:30.421	25.812	33.894	28.252	156.0
2	1:53.007	27.735	24.727	33.609	26.936	212.6
3	1:47.769	26.992	23.295	30.888	26.594	214.9
4	1:46.780	26.650	23.142	30.586	26.402	214.9
5	1:46.437	26.570	23.138	30.405	26.324	216.0
6	1:49.479	26.565	23.119	33.041	26.754	218.3
7	1:46.363	26.559	23.064	30.420	26.320	216.0
8	1:46.170	26.472	23.050	30.345	26.303	216.0
9	1:46.754	26.536	23.185	30.584	26.449	216.0
10	1:46.646	26.673	23.168	30.372	26.433	216.0

5 Miguel COSTA — BRA
Campos Racing — Tatuus F4 T -421

Lap	Time	Sector 1	Sector 2	Sector 3	Sector 4	T.Spd
1	2:24.740	54.860	25.751	35.778	28.351	164.2
2	1:56.983	29.159	26.549	32.939	28.336	189.1
3	1:49.217	27.176	23.764	31.498	26.779	216.0
4	1:47.767	26.776	23.387	31.022	26.582	219.5
5	1:47.040	26.680	23.165	30.814	26.381	220.6
6	1:46.784	26.557	23.173	30.720	26.334	220.6
7	1:46.569	26.518	23.075	30.701	26.275	220.6
8	1:47.339	26.527	23.117	30.659	27.036	220.6
9	1:46.537	26.472	23.166	30.599	26.300	219.5
10	1:46.547	26.489	23.109	30.593	26.356	219.5
11	1:46.574	26.509	23.121	30.644	26.300	223.0

6 Sacha VAN'T PAD BOSCH — NLD
T-Code by Amtog — Tatuus F4 T -421

Lap	Time	Sector 1	Sector 2	Sector 3	Sector 4	T.Spd
1	3:17.753	1:48.093	27.695	33.859	28.106	137.7
2	2:01.332	28.645	30.102	34.929	27.656	190.0
3	1:48.679	27.087	23.586	31.249	26.757	213.8
4	1:47.942	26.747	23.389	30.847	26.959	216.0
5	1:47.270	26.743	23.305	30.813	26.409	218.3
6	1:47.351	26.760	23.338	30.732	26.521	214.9
7	1:47.022	26.723	23.128	30.774	26.397	217.1
8	1:46.754	26.655	23.157	30.541	26.401	214.9
9	1:47.643	26.776	23.338	30.723	26.806	218.3
10	1:47.219	26.816	23.327	30.570	26.506	216.0
11	1:47.374	26.750	23.334	30.723	26.567	214.9

9 René LAMMERS — NLD
MP Motorsport — Tatuus F4 T -421

Lap	Time	Sector 1	Sector 2	Sector 3	Sector 4	T.Spd
1	4:50.869	3:21.868	26.676	34.154	28.171	138.6
2	1:52.161	28.907	24.332	32.013	26.909	186.5
3	1:49.210	27.203	23.670	31.532	26.805	216.0
4	1:47.392	26.811	23.246	30.925	26.410	217.1
5	1:46.804	26.600	23.133	30.763	26.308	216.0
6	1:46.532	26.487	23.074	30.677	26.294	216.0
7	1:46.363	26.439	23.026	30.608	26.290	217.1
8	1:46.185	26.433	22.996	30.530	26.226	217.1
9	1:47.439	26.525	23.227	30.749	26.938	217.1

10 Niklas SCHAUFLER — AUT
KCL MP Motorsport — Tatuus F4 T -421

Lap	Time	Sector 1	Sector 2	Sector 3	Sector 4	T.Spd
1	4:56.255	3:25.368	26.399	35.992	28.496	159.1
2	1:56.659	29.423	25.993	34.153	27.090	196.4
3	1:48.499	26.994	23.541	31.237	26.727	212.6
4	1:47.382	26.726	23.167	30.963	26.526	213.8
5	1:53.112	29.041	26.466	31.029	26.576	214.9
6	1:46.888	26.578	23.185	30.713	26.412	214.9
7	1:46.912	26.514	23.196	30.700	26.502	216.0
8	1:46.842	26.514	23.092	30.758	26.478	217.1
9	1:46.934	26.603	23.195	30.636	26.500	214.9
10	1:46.758	26.549	23.137	30.621	26.451	216.0

11 Reno FRANCOT — NLD
KCL MP Motorsport — Tatuus F4 T -421

Lap	Time	Sector 1	Sector 2	Sector 3	Sector 4	T.Spd
1	5:01.662	3:33.079	26.709	33.768	28.106	146.0
2	1:52.251	28.400	24.202	32.474	27.175	203.2
3	1:49.188	26.957	23.411	31.229	27.591	214.9
4	1:47.077	26.737	23.183	30.807	26.350	214.9
5	1:46.750	26.708	23.109	30.596	26.337	217.1
6	1:46.492	26.515	23.090	30.511	26.376	214.9
7	1:46.842	26.565	23.181	30.570	26.526	217.1
8	1:53.820	26.644	26.757	33.512	26.907	217.1
9	1:46.810	26.584	23.239	30.527	26.460	214.9
10	1:46.603	26.578	23.192	30.485	26.348	216.0

17 Nacho TUÑON — ESP
Tecnicar by Amtog — Tatuus F4 T -421

Lap	Time	Sector 1	Sector 2	Sector 3	Sector 4	T.Spd
1	2:49.627	1:14.772	28.059	36.964	29.832	144.0
2	1:54.736	30.098	24.836	32.338	27.464	199.2

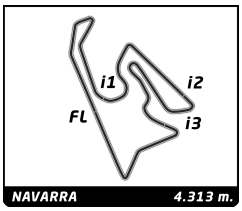

F4Spain
ROUND 2 - NAVARRA
QUALIFYING 2

Sector Analysis

__ Invalidated Lap Personal Best Session Best **B** Crossing the pit lane

Lap	Time	Sector 1	Sector 2	Sector 3	Sector 4	T.Spd
3	1:49.795	27.559	23.775	31.482	26.979	212.6
4	1:48.796	27.000	23.677	31.333	26.786	213.8
5	1:47.972	26.884	23.377	30.966	26.745	212.6
6	1:48.161	27.077	23.420	30.959	26.705	213.8
7	1:47.802	26.858	23.372	30.914	26.658	214.9
8	1:47.397	26.752	23.372	30.705	26.568	216.0
9	1:47.285	26.764	23.210	30.789	26.522	216.0
10	1:47.208	26.695	23.278	30.712	26.523	214.9
11	1:47.349	26.749	23.291	30.611	26.698	210.5

19 Matus RYBA — SVK
Griffin Core — Tatuus F4 T -421

Lap	Time	Sector 1	Sector 2	Sector 3	Sector 4	T.Spd
1	2:29.754	1:03.217	25.497	33.202	27.838	
2	1:53.739	28.659	24.610	32.570	27.900	211.5
3	1:49.884	26.985	24.144	31.820	26.935	208.3
4	1:48.265	26.916	23.624	31.162	26.563	219.5
5	1:47.368	26.657	23.276	30.935	26.500	219.5
6	1:47.306	26.596	23.279	30.855	26.576	214.9
7	1:46.856	26.653	23.075	30.763	26.365	219.5
8	1:47.036	26.613	23.155	30.822	26.446	220.6
9	1:46.884	26.590	23.120	30.711	26.463	
10	1:47.121	26.669	23.190	30.719	26.543	218.3
11	1:46.977	26.677	23.100	30.694	26.506	212.6

22 Juan COTA — ESP
MP Motorsport — Tatuus F4 T -421

Lap	Time	Sector 1	Sector 2	Sector 3	Sector 4	T.Spd
1	3:56.536	2:25.481	27.233	35.009	28.813	157.8
2	1:53.886	28.755	24.879	32.743	27.509	202.2
3	1:49.182	27.341	23.645	31.401	26.795	211.5
4	1:47.405	26.770	23.224	30.950	26.461	213.8
5	1:47.513	26.710	23.160	30.895	26.748	216.0
6	1:46.711	26.570	23.172	30.640	26.329	214.9
7	1:46.398	26.572	23.067	30.524	26.235	212.6
8	1:46.240	26.444	23.116	30.434	26.246	212.6
9	1:46.382	26.612	23.063	30.422	26.285	214.9
10	1:46.072	26.428	22.976	30.411	26.257	212.6

23 Jan PRZYROWSKI — POL
Griffin Core — Tatuus F4 T -421

Lap	Time	Sector 1	Sector 2	Sector 3	Sector 4	T.Spd
1	2:19.135	46.866	27.483	36.247	28.539	153.7
2	1:55.884	30.150	25.587	32.739	27.408	176.9
3	1:49.909	27.118	24.372	31.592	26.827	212.6
4	1:48.080	26.944	23.400	31.003	26.733	213.8
5	1:47.293	26.666	23.259	30.818	26.550	216.0
6	1:46.718	26.500	23.182	30.603	26.433	214.9
7	1:46.453	26.586	23.042	30.536	26.289	214.9
8	1:48.915	26.451	24.686	31.089	26.689	217.1
9	1:46.215	26.416	23.043	30.496	26.260	218.3
10	1:46.276	26.525	23.213	30.266	26.272	219.5
11	1:46.250	26.514	23.101	30.317	26.318	214.9

24 Kyuho LEE — KOR
Rodin Motorsport — Tatuus F4 T -421

Lap	Time	Sector 1	Sector 2	Sector 3	Sector 4	T.Spd
1	3:09.315 **B**	1:11.143	26.953	34.507	56.712	
2	1:59.624	34.140	25.072	32.908	27.504	171.0
3	1:50.226	27.964	23.881	31.657	26.724	212.6
4	1:48.310	27.024	23.487	31.221	26.578	217.1
5	1:48.025	26.923	23.473	31.005	26.624	217.1
6	1:47.532	26.907	23.331	30.841	26.453	214.9
7	1:47.185	26.575	23.330	30.884	26.396	217.1
8	1:47.704	27.036	23.337	30.853	26.478	218.3
9	1:47.615	26.806	23.512	30.805	26.492	216.0
10	1:47.730	26.696	23.331	30.941	26.762	218.3
11	1:47.652	26.791	23.349	31.026	26.486	216.0

25 Francisco MONARCA — ARG
Monlau Motorsport — Tatuus F4 T -421

Lap	Time	Sector 1	Sector 2	Sector 3	Sector 4	T.Spd
1	3:34.093	2:06.160	26.145	33.582	28.206	
2	1:50.735	27.762	23.915	31.965	27.093	
3	1:48.129	27.066	23.462	31.103	26.498	
4	1:47.276	26.735	23.285	30.866	26.390	
5	1:47.302	26.701	23.397	30.769	26.435	
6	1:46.718	26.513	23.196	30.563	26.446	
7	1:46.621	26.444	23.202	30.646	26.329	
8	1:46.969	26.636	23.298	30.525	26.510	
9	1:46.951	26.626	23.278	30.609	26.438	
10	1:47.119	26.622	23.379	30.583	26.535	

27 Alexander JACOBY — BRA
Monlau Motorsport — Tatuus F4 T -421

Lap	Time	Sector 1	Sector 2	Sector 3	Sector 4	T.Spd
1	3:37.693	2:09.581	26.223	33.845	28.044	
2	1:51.614	28.256	24.157	32.051	27.150	
3	1:48.869	27.109	23.676	31.375	26.709	
4	1:47.891	26.889	23.422	31.004	26.576	
5	1:47.337	26.731	23.265	30.846	26.495	
6	1:47.500	26.761	23.312	31.030	26.397	
7	1:47.289	26.814	23.217	30.824	26.434	210.5
8	1:47.384	26.727	23.276	31.006	26.375	210.5
9	1:47.979	26.600	24.012	30.944	26.423	211.5
10	1:47.453	26.766	23.392	30.847	26.448	

32 Wiktor DOBRZANSKI — POL
Tecnicar by Amtog — Tatuus F4 T -421

Lap	Time	Sector 1	Sector 2	Sector 3	Sector 4	T.Spd
1	2:50.474	1:15.197	28.084	37.602	29.591	152.6
2	1:55.882	29.930	25.154	32.610	28.188	176.1
3	1:49.965	27.384	23.903	31.742	26.936	217.1
4	1:48.514	27.242	23.541	31.038	26.693	217.1
5	1:47.948	26.976	23.304	30.984	26.684	213.8
6	1:47.711	26.964	23.329	30.739	26.679	219.5
7	1:47.686	26.876	23.336	30.832	26.642	217.1
8	1:47.391	26.831	23.271	30.695	26.594	219.5
9	1:47.685	26.781	23.325	30.859	26.720	219.5
10	1:50.887	26.943	25.671	31.519	26.754	219.5
11	1:47.739	26.864	23.453	30.777	26.645	219.5

33 Christopher EL FEGHALI — LBN
Drivex — Tatuus F4 T -421

Lap	Time	Sector 1	Sector 2	Sector 3	Sector 4	T.Spd
1	2:32.252	1:05.273	25.790	33.150	28.039	160.3
2	1:52.350	27.715	24.200	33.260	27.175	205.2
3	1:49.170	27.059	23.776	31.403	26.932	211.5
4	1:49.490	26.743	24.949	31.185	26.613	217.1
5	1:47.405	26.769	23.311	30.894	26.431	214.9
6	1:47.088	26.700	23.254	30.711	26.423	214.9
7	1:46.797	26.540	23.245	30.620	26.392	214.9

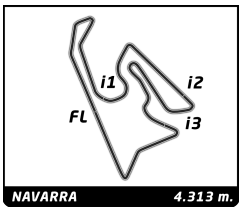

F4Spain
ROUND 2 - NAVARRA
QUALIFYING 2

Sector Analysis

__ Invalidated Lap Personal Best Session Best **B** Crossing the pit lane

Lap	Time	Sector 1	Sector 2	Sector 3	Sector 4	T.Spd
8	1:46.788	26.545	23.203	30.612	26.428	214.9
9	1:46.782	26.530	23.221	30.586	26.445	214.9
10	1:46.739	26.563	23.253	30.517	26.406	216.0

37 Filippo FIORENTINO — BRA
Drivex — Tatuus F4 T -421

Lap	Time	Sector 1	Sector 2	Sector 3	Sector 4	T.Spd
1	5:02.896	3:33.880	26.922	33.962	28.132	162.2
2	1:51.814	28.126	24.310	32.355	27.023	203.2
3	1:48.898	26.988	23.566	31.170	27.174	213.8
4	1:47.498	26.899	23.263	30.914	26.422	214.9
5	1:47.425	26.885	23.334	30.829	26.377	214.9
6	1:47.002	26.759	23.187	30.594	26.462	214.9
7	1:47.071	26.706	23.151	30.714	26.500	213.8
8	1:46.757	26.598	23.224	30.653	26.282	213.8
9	1:46.749	26.549	23.148	30.640	26.412	214.9

39 Santino PANETTA — ARG
TC Racing — Tatuus F4 T -421

Lap	Time	Sector 1	Sector 2	Sector 3	Sector 4	T.Spd
1	2:45.690	1:16.872	26.590	34.381	27.847	
2	1:51.617	27.845	24.111	32.495	27.166	217.1
3	1:48.850	27.204	23.546	31.250	26.850	211.5
4	1:48.022	26.979	23.316	31.069	26.658	209.4
5	1:47.461	26.752	23.285	30.926	26.498	211.5
6	1:47.051	26.652	23.165	30.725	26.509	223.0
7	1:47.111	26.602	23.375	30.689	26.445	211.5
8	1:47.194	26.516	23.362	30.797	26.519	212.6
9	1:47.535	26.689	23.491	30.794	26.561	
10	1:48.090	26.656	23.446	31.223	26.765	224.3

41 Stepan SUSLOV — SWE
DXR — Tatuus F4 T -421

Lap	Time	Sector 1	Sector 2	Sector 3	Sector 4	T.Spd
1	2:34.567	1:07.057	25.933	33.383	28.194	157.2
2	1:52.280	27.761	24.374	32.149	27.996	208.3
3	1:50.500	27.416	24.678	31.550	26.856	212.6
4	1:48.458	27.130	23.477	31.135	26.716	212.6
5	1:47.773	26.879	23.424	30.938	26.532	214.9
6	1:47.375	26.752	23.386	30.776	26.461	214.9
7	1:47.248	26.672	23.256	30.702	26.618	214.9
8	1:47.399	26.635	23.283	30.864	26.617	216.0
9	1:47.316	26.715	23.387	30.686	26.528	216.0
10	1:47.119	26.665	23.282	30.625	26.547	214.9
11	1:47.309	26.837	23.304	30.687	26.481	213.8

46 Nathan TYE — GBR
Rodin Motorsport — Tatuus F4 T -421

Lap	Time	Sector 1	Sector 2	Sector 3	Sector 4	T.Spd
1	3:07.885 **B**	1:10.138	26.967	34.603	56.177	158.5
2	1:59.708	34.648	25.092	32.670	27.298	168.2
3	1:49.910	27.583	23.772	31.784	26.771	212.6
4	1:47.913	26.908	23.373	31.045	26.587	216.0
5	1:47.090	26.654	23.264	30.817	26.355	217.1
6	1:47.760	26.570	23.239	30.834	27.117	217.1
7	1:46.596	26.516	23.125	30.650	26.305	216.0
8	1:46.496	26.501	23.148	30.587	26.260	216.0
9	1:51.615	26.506	23.249	33.205	28.655	218.3
10	1:46.988	26.571	23.270	30.803	26.344	216.0

48 Gino TRAPPA — ARG
Drivex — Tatuus F4 T -421

Lap	Time	Sector 1	Sector 2	Sector 3	Sector 4	T.Spd
1	2:33.520	1:06.682	25.738	33.153	27.947	153.1
2	1:52.204	27.688	24.243	32.738	27.535	210.5
3	1:49.420	26.993	23.640	31.378	27.409	216.0
4	1:49.838	26.895	24.840	31.472	26.631	216.0
5	1:47.182	26.724	23.353	30.769	26.336	216.0
6	1:47.023	26.615	23.219	30.795	26.394	217.1
7	1:46.957	26.713	23.197	30.693	26.354	218.3
8	1:46.799	26.676	23.183	30.650	26.290	218.3
9	1:55.973	26.706	26.385	35.701	27.181	218.3
10	1:52.312	26.655	27.474	31.318	26.865	218.3
11	1:46.909	26.659	23.186	30.701	26.363	216.0

57 Kaiden HIGGINS — ARE
DXR — Tatuus F4 T -421

Lap	Time	Sector 1	Sector 2	Sector 3	Sector 4	T.Spd
1	4:51.939	3:23.491	26.405	33.926	28.117	
2	1:53.722	28.547	24.494	32.532	28.149	
3	1:50.117	27.145	24.522	31.578	26.872	
4	1:48.224	26.964	23.505	31.077	26.678	
5	1:47.596	26.820	23.413	30.777	26.586	
6	1:47.694	26.839	23.228	31.146	26.481	
7	1:50.516	26.783	25.596	31.650	26.487	
8	1:47.604	26.764	23.405	30.793	26.642	
9	1:47.659	26.757	23.362	30.967	26.573	
10	1:47.680	26.793	23.525	30.804	26.558	

70 Aleksandar BOGUNOVIC — SVN
GRS Team — Tatuus F4 T -421

Lap	Time	Sector 1	Sector 2	Sector 3	Sector 4	T.Spd
1	5:34.647 **B**	1:20.430	26.329	34.703	3:13.185	
2	2:00.858	35.748	24.775	32.605	27.730	
3	1:49.902	27.946	23.711	31.370	26.875	207.3
4	1:49.945	27.194	23.594	31.403	27.754	213.8
5	1:47.923	26.869	23.416	30.906	26.732	216.0
6	1:47.651	26.909	23.374	30.775	26.593	216.0
7	1:47.613	26.832	23.339	30.854	26.588	218.3
8	1:47.798	26.983	23.319	30.787	26.709	217.1

71 Daniel DALLAKYAN — ARM
GRS Team — Tatuus F4 T -421

Lap	Time	Sector 1	Sector 2	Sector 3	Sector 4	T.Spd
1	2:59.514	1:29.835	26.708	34.516	28.455	147.6
2	1:53.908	28.410	25.156	32.890	27.452	207.3
3	1:50.866	27.622	24.190	31.888	27.166	214.9
4	1:49.238	27.131	23.632	31.394	27.081	214.9
5	1:48.144	27.030	23.494	30.971	26.649	216.0
6	1:47.661	26.851	23.189	30.971	26.650	214.9
7	1:47.898	26.870	23.372	30.879	26.777	214.9
8	1:47.931	26.833	23.253	31.127	26.718	218.3
9	1:47.827	26.915	23.334	30.892	26.686	218.3
10	1:50.213	28.986	23.456	31.094	26.677	149.2
11	1:48.326	26.967	23.536	31.063	26.760	216.0

77 Andrej PETROVIC — SRB
T-Code by Amtog — Tatuus F4 T -421

Lap	Time	Sector 1	Sector 2	Sector 3	Sector 4	T.Spd
1	3:16.308	1:46.900	26.963	33.598	28.847	
2	2:01.249	29.132	30.483	34.609	27.025	185.7

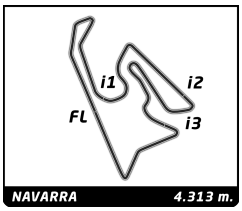

F4Spain
ROUND 2 - NAVARRA
QUALIFYING 2

Sector Analysis

__ Invalidated Lap Personal Best Session Best **B** Crossing the pit lane

Lap	Time	Sector 1	Sector 2	Sector 3	Sector 4	T.Spd
3	1:49.030	27.657	23.528	31.165	26.680	212.6
4	1:48.487	26.574	23.215	30.988	27.710	214.9
5	1:46.787	26.619	23.167	30.575	26.426	
6	1:50.602	26.473	23.118	31.880	29.131	
7	1:46.465	26.439	23.173	30.561	26.292	218.3
8	1:46.300	26.426	23.143	30.421	26.310	
9	1:52.381	26.308	23.154	36.022	26.897	
10	1:46.447	26.575	23.120	30.425	26.327	
11	1:46.423	26.474	23.154	30.497	26.298	216.0

78 Alfio SPINA — ITA
TC Racing — Tatuus F4 T -421

Lap	Time	Sector 1	Sector 2	Sector 3	Sector 4	T.Spd
1	3:24.053 B	1:20.047	26.411	34.591	1:03.004	152.0
2	1:59.248	33.938	25.054	32.281	27.975	164.2
3	1:48.266	27.140	23.470	31.048	26.608	214.9
4	1:47.365	26.865	23.243	30.779	26.478	218.3
5	1:47.061	26.643	23.243	30.752	26.423	213.8
6	1:47.041	26.603	23.160	30.613	26.665	217.1
7	1:59.114	28.897	31.199	32.289	26.729	216.0
8	1:47.292	26.662	23.428	30.706	26.496	218.3
9	1:46.811	26.672	23.153	30.608	26.378	219.5
10	1:46.801	26.603	23.198	30.581	26.419	218.3
11	1:47.045	26.609	23.280	30.680	26.476	217.1

81 Noah MONTEIRO — PRT
Campos Racing — Tatuus F4 T -421

Lap	Time	Sector 1	Sector 2	Sector 3	Sector 4	T.Spd
1	2:21.236	48.576	27.963	35.735	28.962	
2	1:55.663	29.638	25.571	33.001	27.453	
3	1:49.731	27.143	23.939	31.553	27.096	
4	1:47.486	26.809	23.311	30.906	26.460	
5	1:47.012	26.645	23.176	30.841	26.350	
6	1:46.607	26.566	23.093	30.629	26.319	
7	1:46.561	26.522	23.022	30.697	26.320	
8	1:46.964	26.423	23.555	30.670	26.316	
9	1:46.383	26.548	23.047	30.468	26.320	212.6
10	1:48.805	26.613	24.990	30.816	26.386	
11	1:46.374	26.511	23.059	30.447	26.357	

88 Santiago BAZTARRICA — ARG
TC Racing — Tatuus F4 T -421

Lap	Time	Sector 1	Sector 2	Sector 3	Sector 4	T.Spd
1	3:10.492 B	1:15.976	26.950	34.375	53.191	156.6
2	1:58.603	33.559	24.800	32.967	27.277	167.5
3	1:54.273	28.099	24.021	32.020	30.133	212.6
4	1:48.847	27.173	23.648	31.340	26.686	214.9
5	1:47.966	26.955	23.525	30.896	26.590	216.0
6	1:47.471	26.853	23.343	30.758	26.517	216.0
7	1:47.666	26.873	23.381	30.855	26.557	216.0
8	1:47.533	26.778	23.335	30.874	26.546	214.9
9	1:50.007	26.872	25.251	31.214	26.670	213.8
10	1:47.605	26.788	23.402	30.877	26.538	216.0
11	1:47.661	26.838	23.377	30.856	26.590	214.9

91 Lorenzo CAMPOS — AGO
Monlau Motorsport — Tatuus F4 T -421

Lap	Time	Sector 1	Sector 2	Sector 3	Sector 4	T.Spd
1	3:35.099	2:07.158	25.923	33.379	28.639	154.9
2	1:51.694	28.235	24.209	32.140	27.110	205.2
3	1:48.797	27.206	23.517	31.330	26.744	211.5
4	1:48.309	26.876	23.804	31.084	26.545	212.6
5	1:47.397	26.764	23.311	30.895	26.427	212.6
6	1:47.118	26.710	23.231	30.766	26.411	212.6
7	1:47.163	26.701	23.222	30.709	26.531	211.5
8	1:47.027	26.720	23.211	30.692	26.404	211.5
9	1:47.228	26.797	23.250	30.740	26.441	212.6
10	1:47.414	26.707	23.347	30.844	26.516	212.6

99 Thomas STRAUVEN — BEL
Griffin Core — Tatuus F4 T -421

Lap	Time	Sector 1	Sector 2	Sector 3	Sector 4	T.Spd
1	2:17.234	44.921	27.471	36.282	28.560	
2	1:56.012	30.201	25.375	32.894	27.542	
3	1:49.263	27.429	23.705	31.447	26.682	
4	1:47.759	26.937	23.357	31.003	26.462	210.5
5	1:47.128	26.730	23.235	30.870	26.293	212.6
6	1:46.305	26.604	23.075	30.471	26.155	213.8
7	1:46.464	26.718	23.031	30.604	26.111	216.0
8	1:46.445	26.531	23.056	30.610	26.248	213.8
9	1:46.351	26.493	23.070	30.539	26.249	217.1
10	1:46.405	26.540	23.050	30.562	26.253	216.0
11	1:46.282	26.575	23.006	30.449	26.252	216.0

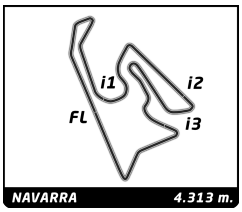

F4Spain
ROUND 2 - NAVARRA
QUALIFYING 2

Flag Analysis

	Flag	Time
	GREEN FLAG	09:00:00.000
	CHEQUERED FLAG	09:20:00.000

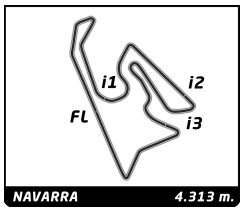

F4Spain
ROUND 2 - NAVARRA
QUALIFYING 2

Track Limits Analysis

No	Driver	Team	T.L. Nr	Camera	Lap	Time
2	Vivek KANTHAN	Campos Racing	1	Turn 8	9	09:15:45.764
					Total Infractions:	**1**
5	Miguel COSTA	Campos Racing	1	Turn 2	10	09:17:04.696
					Total Infractions:	**1**
9	René LAMMERS	MP Motorsport	1	Turn 8	5	09:11:00.957
9	René LAMMERS	MP Motorsport	2	Turn 8	7	09:14:33.893
9	René LAMMERS	MP Motorsport	3	Turn 8	10	09:19:54.219
					Total Infractions:	**3**
11	Reno FRANCOT	KCL MP Motorsport	1	Turn 8	6	09:12:58.036
					Total Infractions:	**1**
17	Nacho TUÑON	Tecnicar by Amtog	1	Turn 2	6	09:10:22.752
17	Nacho TUÑON	Tecnicar by Amtog	2	Turn 8	6	09:10:52.705
17	Nacho TUÑON	Tecnicar by Amtog	3	Turn 8	8	09:14:28.417
17	Nacho TUÑON	Tecnicar by Amtog	4	Turn 8	10	09:18:02.904
					Total Infractions:	**3**
22	Juan COTA	MP Motorsport	1	Turn 8	9	09:17:15.156
					Total Infractions:	**1**
24	Kyuho LEE	Rodin Motorsport	1	Turn 8	6	09:11:17.423
24	Kyuho LEE	Rodin Motorsport	2	Turn 17	10	09:19:24.538
					Total Infractions:	**2**
25	Francisco MONARCA	Monlau Motorsport	1	Turn 8	4	09:07:54.497
25	Francisco MONARCA	Monlau Motorsport	2	Turn 8	11	09:20:23.245
					Total Infractions:	**2**
27	Alexander JACOBY	Monlau Motorsport	1	Turn 8	4	09:07:59.838
27	Alexander JACOBY	Monlau Motorsport	2	Turn 17	10	09:19:42.395
					Total Infractions:	**2**
32	Wiktor DOBRZANSKI	Tecnicar by Amtog	1	Turn 8	6	09:10:54.511
					Total Infractions:	**1**
37	Filippo FIORENTINO	Drivex	1	Turn 8	3	09:07:35.741
37	Filippo FIORENTINO	Drivex	2	Turn 8	5	09:11:12.821
					Total Infractions:	**2**
39	Santino PANETTA	TC Racing	1	Turn 8	11	09:19:40.482
					Total Infractions:	**1**
48	Gino TRAPPA	Drivex	1	Turn 2	3	09:04:37.749
48	Gino TRAPPA	Drivex	2	Turn 8	5	09:08:46.217
48	Gino TRAPPA	Drivex	3	Turn 8	11	09:19:42.571
					Total Infractions:	**3**
57	Kaiden HIGGINS	DXR	1	Turn 15	7	09:15:28.684
57	Kaiden HIGGINS	DXR	2	Turn 15	8	09:17:15.864
					Total Infractions:	**2**
70	Aleksandar BOGUNOVIC	GRS Team	1	Turn 8	6	09:13:45.130
70	Aleksandar BOGUNOVIC	GRS Team	2	Turn 15	7	09:16:17.396
					Total Infractions:	**2**
71	Daniel DALLAKYAN	GRS Team	1	Turn 8	8	09:14:38.701
71	Daniel DALLAKYAN	GRS Team	2	Turn 2	10	09:17:46.899
					Total Infractions:	**2**
77	Andrej PETROVIC	T-Code by Amtog	1	Turn 15	7	09:13:57.723

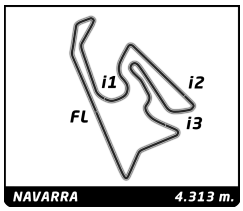

F4Spain
ROUND 2 - NAVARRA
QUALIFYING 2

Track Limits Analysis

No	Driver	Team	T.L. Nr	Camera	Lap	Time
					Total Infractions:	**1**
78	Alfio SPINA	TC Racing	1	Turn 8	2	09:04:12.185
78	Alfio SPINA	TC Racing	2	Turn 15	6	09:12:11.514
78	Alfio SPINA	TC Racing	3	Turn 8	8	09:15:13.613
78	Alfio SPINA	TC Racing	4	Turn 15	8	09:15:58.076
78	Alfio SPINA	TC Racing	5	Turn 15	11	09:21:18.865
					Total Infractions:	**4**
88	Santiago BAZTARRICA	TC Racing	1	Turn 8	6	09:11:21.910
88	Santiago BAZTARRICA	TC Racing	2	Turn 8	7	09:13:09.312
					Total Infractions:	**2**
91	Lorenzo CAMPOS	Monlau Motorsport	1	Turn 8	10	09:18:42.157
91	Lorenzo CAMPOS	Monlau Motorsport	2	Turn 8	11	09:20:28.679
					Total Infractions:	**2**

TOTAL TRACK LIMITS: **40**

Published at: XX:XX **9:30**

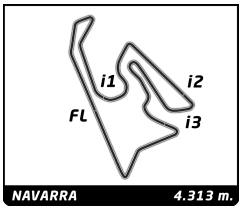

F4Spain
ROUND 2 - NAVARRA
QUALIFYING 2

Provisional Race Director Report

Hour	Flag	Message
08:26:48		SafetyCar
08:43:54		RADIO CHECK AT 9.50
08:44:11		RADIO CHECK AT 8.50
08:50:14		RADIO CHECK
08:55:50		TRACK TEMPERATURE 13.5C - AIR TEMPERATURE 11.4C - HUMIDITY 94%
08:56:08		F4 - PIT LANE WILL BE OPEN AT 9.00
08:58:02		FAST LANE OPEN
09:00:01		PIT LANE OPEN
09:20:16		CHEQUERED FLAG
09:21:59		CARS & DRIVERS #22 #4 #9 #17 PROCEED TO THE SCRUTINEERING BAY INMEDIATELY AFTER SESSION

Published at: **9:30**

Race Director:
Xavier BONÉ

Timekeeper:
Alberto ESTÉBANEZ

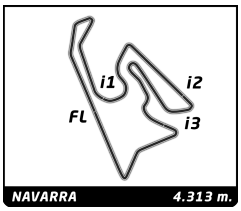

ROUND 2 - NAVARRA

F4Spain

QUALIFYING 2

Weather Report

Air Temperature

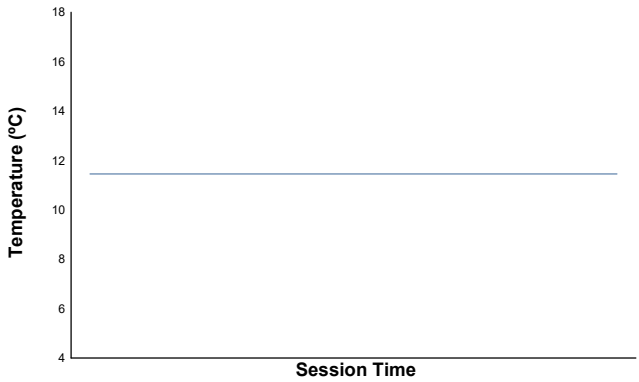

Track Temperature

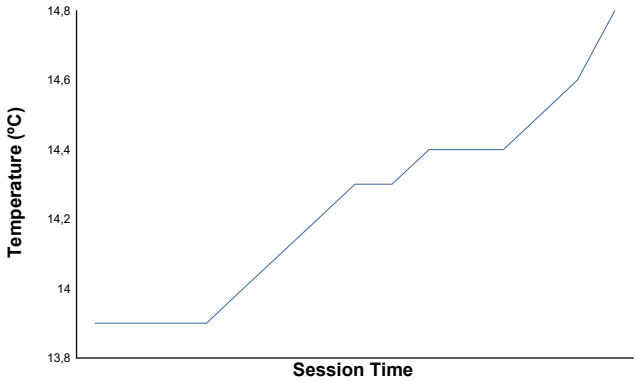

Humidity

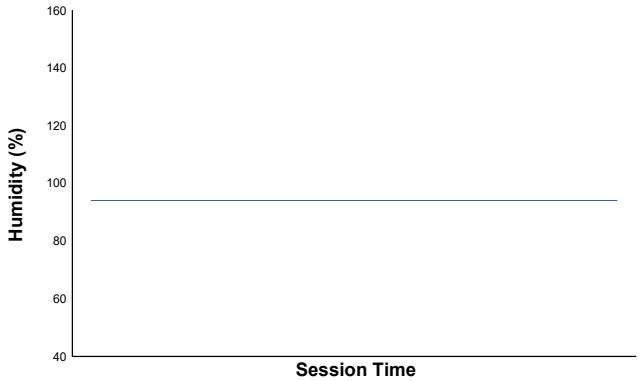

Pressure

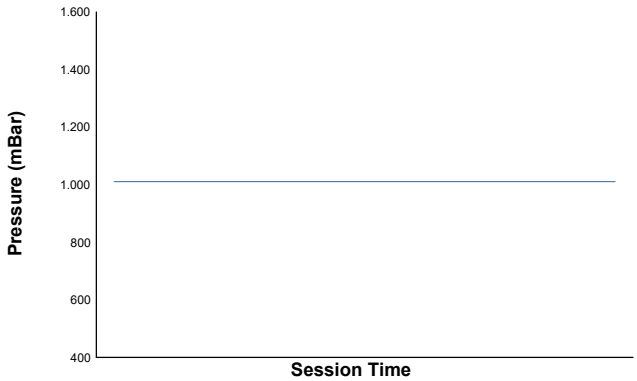

Wind Speed

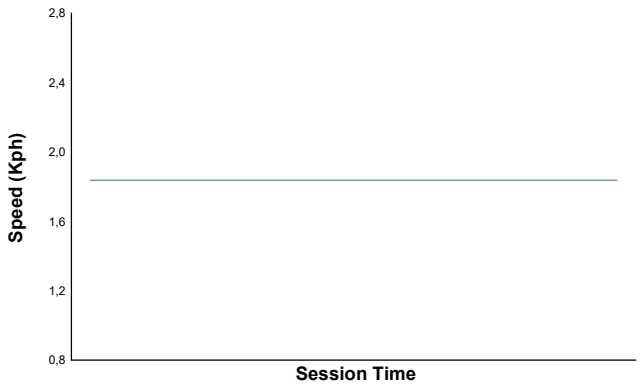

Wind Direction

North=0º/360º East=90º South=180º West=270º



Track Status: **DRY**

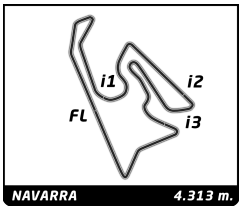

F4Spain
ROUND 2 - NAVARRA
RACE 2 (25 Minutes +1 Lap)

Final Starting Grid

			- 16 -	27	Monlau Motorsport	Alexander JACOBY
1:47.719	Aleksandar BOGUNOVIC	GRS Team 70	- 15 -	32	Tecnicar by Amtog	1:47.705 Wiktor DOBRZANSKI
1:47.450	Kaiden HIGGINS	DXR 57	- 14 -	71	GRS Team	1:47.433 Daniel DALLAKYAN
1:47.377	Kyuho LEE	Rodin Motorsport 24	- 13 -	41	DXR	1:47.320 Stepan SUSLOV
1:47.236	Nacho TUÑON	Tecnicar by Amtog 17	- 12 -	6	T-Code by Amtog	1:47.221 Sacha VAN'T PAD BOSCH
1:46.975	Santiago BAZTARRICA	TC Racing 88	- 11 -	91	Monlau Motorsport	1:46.956 Lorenzo CAMPOS
1:46.900	Santino PANETTA	TC Racing 39	- 10 -	25	Monlau Motorsport	1:46.851 Francisco MONARCA
1:46.841	Filippo FIORENTINO	Drivex 37	- 9 -	10	KCL MP Motorsport	1:46.818 Niklas SCHAUFLER
1:46.709	Gino TRAPPA	Drivex 48	- 8 -	78	TC Racing	1:46.643 Alfio SPINA
1:46.630	Andrej PETROVIC	T-Code by Amtog 77	- 7 -	33	Drivex	1:46.570 Christopher EL FEGHALI
1:46.514	Hudson SCHWARTZ	KCL MP Motorsport 1	- 6 -	19	Griffin Core	1:46.507 Matus RYBA
1:46.464	Nathan TYE	Rodin Motorsport 46	- 5 -	4	MP Motorsport	1:46.450 Ean EYCKMANS
1:46.316	Miguel COSTA	Campos Racing 5	- 4 -	2	Campos Racing	1:46.262 Vivek KANTHAN
1:46.220	Noah MONTEIRO	Campos Racing 81	- 3 -	22	MP Motorsport	1:46.220 Juan COTA
1:46.217	Reno FRANCOT	KCL MP Motorsport 11	- 2 -	9	MP Motorsport	1:46.179 René LAMMERS
1:46.164	Jan PRZYROWSKI	Griffin Core 23	- 1 -	99	Griffin Core	1:45.836 Thomas STRAUVEN

Pole

Published at: 11:40

Stewards

Pedro VILCHES Noelia FRANCO Mario Cordeiro FERNA

Timekeeper:

Alberto ESTÉBANEZ

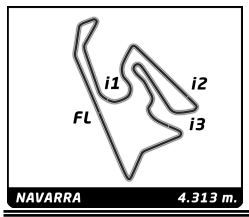

F4Spain
ROUND 2 - NAVARRA
RACE 2 (25 Minutes +1 Lap)

Final Classification

	No	Driver	Nat	Team	Car	Cl.	Laps	Total Time	Gap	Kph	Best Lap Lap	Best Lap Time	Best Lap Kph
1	9	René LAMMERS	NLD	MP Motorsport	Tatuus F4 T -421		15	**28:09.981**	-	137.8	12	**1:46.881**	145.3
2	99	Thomas STRAUVEN	BEL	Griffin Core	Tatuus F4 T -421		15	**28:13.351**	+3.370	137.5	12	**1:46.953**	145.2
3	23	Jan PRZYROWSKI	POL	Griffin Core	Tatuus F4 T -421		15	**28:13.426**	+3.445	137.5	9	**1:46.882**	145.3
4	11	Reno FRANCOT	NLD	KCL MP Motorsport	Tatuus F4 T -421		15	**28:15.532**	+5.551	137.4	9	**1:47.144**	144.9
5	22	Juan COTA	ESP	MP Motorsport	Tatuus F4 T -421		15	**28:17.130**	+7.149	137.2	11	**1:47.276**	144.7
6	81	Noah MONTEIRO	PRT	Campos Racing	Tatuus F4 T -421	R	15	**28:17.605**	+7.624	137.2	10	**1:47.270**	144.7
7	2	Vivek KANTHAN	USA	Campos Racing	Tatuus F4 T -421	R	15	**28:18.090**	+8.109	137.2	11	**1:47.074**	145.0
8	1	Hudson SCHWARTZ	USA	KCL MP Motorsport	Tatuus F4 T -421		15	**28:21.690**	+11.709	136.9	13	**1:47.206**	144.8
9	33	Christopher EL FEGHALI	LBN	Drivex	Tatuus F4 T -421	R	15	**28:25.351**	+15.370	136.6	7	**1:47.365**	144.6
10	78	Alfio SPINA	ITA	TC Racing	Tatuus F4 T -421		15	**28:27.021**	+17.040	136.4	13	**1:47.674**	144.2
11	77	Andrej PETROVIC	SRB	T-Code by Amtog	Tatuus F4 T -421		15	**28:27.840**	+17.859	136.4	8	**1:47.302**	144.7
12	48	Gino TRAPPA	ARG	Drivex	Tatuus F4 T -421		15	**28:29.098**	+19.117	136.3	13	**1:47.628**	144.3
13	37	Filippo FIORENTINO	BRA	Drivex	Tatuus F4 T -421		15	**28:29.655**	+19.674	136.2	8	**1:47.941**	143.8
14	39	Santino PANETTA	ARG	TC Racing	Tatuus F4 T -421	R	15	**28:31.404**	+21.423	136.1	15	**1:47.942**	143.8
15	19	Matus RYBA	SVK	Griffin Core	Tatuus F4 T -421		15	**28:32.489**	+22.508	136.0	14	**1:47.810**	144.0
16	27	Alexander JACOBY	BRA	Monlau Motorsport	Tatuus F4 T -421		15	**28:34.308**	+24.327	135.9	10	**1:47.819**	144.0
17	41	Stepan SUSLOV	SWE	DXR	Tatuus F4 T -421	R	15	**28:35.629**	+25.648	135.8	10	**1:48.070**	143.7
18	88	Santiago BAZTARRICA	ARG	TC Racing	Tatuus F4 T -421		15	**28:35.870**	+25.889	135.7	11	**1:48.098**	143.6
19	70	Aleksandar BOGUNOVIC	SVN	GRS Team	Tatuus F4 T -421	R	15	**28:36.158**	+26.177	135.7	11	**1:47.868**	143.9
20	6	Sacha VAN'T PAD BOSCH	NLD	T-Code by Amtog	Tatuus F4 T -421	R	15	**28:36.924**	+26.943	135.7	11	**1:47.984**	143.8
21	10	Niklas SCHAUFLER	AUT	KCL MP Motorsport	Tatuus F4 T -421	R	15	**28:37.751**	+27.770	135.6	8	**1:47.392**	144.6
22	57	Kaiden HIGGINS	ARE	DXR	Tatuus F4 T -421	R	15	**28:38.725**	+28.744	135.5	12	**1:48.239**	143.4
23	24	Kyuho LEE	KOR	Rodin Motorsport	Tatuus F4 T -421	R	15	**28:42.420**	+32.439	135.2	14	**1:47.724**	144.1
24	32	Wiktor DOBRZANSKI	POL	Tecnicar by Amtog	Tatuus F4 T -421		15	**28:45.966**	+35.985	134.9	14	**1:48.549**	143.0
25	46	Nathan TYE	GBR	Rodin Motorsport	Tatuus F4 T -421		15	**28:55.744**	+45.763	134.2	14	**1:47.410**	144.6
26	5	Miguel COSTA	BRA	Campos Racing	Tatuus F4 T -421	R	15	**29:10.730**	+1:00.749	133.0	7	**1:47.297**	144.7
27	17	Nacho TUÑON	ESP	Tecnicar by Amtog	Tatuus F4 T -421	R	15	**29:11.724**	+1:01.743	133.0	15	**1:47.794**	144.0
28	4	Ean EYCKMANS	BEL	MP Motorsport	Tatuus F4 T -421	R	11	**21:13.209**	4 Laps	134.1	7	**1:47.476**	144.5
		Not classified											
	71	Daniel DALLAKYAN	ARM	GRS Team	Tatuus F4 T -421	R	9	**17:47.894**			2	**1:48.886**	142.6
	25	Francisco MONARCA	ARG	Monlau Motorsport	Tatuus F4 T -421	R	3	**7:12.592**					
	91	Lorenzo CAMPOS	AGO	Monlau Motorsport	Tatuus F4 T -421	R	1	**2:00.861**					

Pole Position:		Thomas STRAUVEN	**1:45.836**	146.7 Kph
Fastest Lap:	Lap12	René LAMMERS	**1:46.881**	145.3 Kph

CAR #32 - TIME PENALTY OF 5 SECONDS - TRACK LIMITS
CAR #10 - TIME PENALTY OF 10 SECONDS - STEWARDS DECISION Nº16
CAR #24 - TIME PENALTY OF 10 SECONDS - STEWARDS DECISION Nº18

Published at: XX:XX **17:50**

Track Status: **DRY**

Stewards

Pedro VILCHES Noelia FRANCO Mario Cordeiro FERNA

Timekeeper:
Alberto ESTÉBANEZ

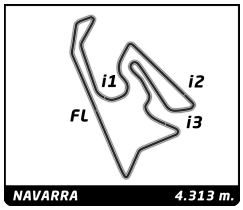

F4Spain
ROUND 2 - NAVARRA
RACE 2 (25 Minutes +1 Lap)

Final Classification by Class

	No	Driver	Nat	Team	Car	Laps	Total Time	Gap	Kph	Best Lap Lap	Best Lap Time	Best Lap Kph
R												
1	81	**Noah MONTEIRO**	PRT	Campos Racing	Tatuus F4 T -421	15	**28:17.605**		137.2	10	**1:47.270**	144.7
2	2	**Vivek KANTHAN**	USA	Campos Racing	Tatuus F4 T -421	15	**28:18.090**	+0.485	137.2	11	**1:47.074**	145.0
3	33	**Christopher EL FEGHALI**	LBN	Drivex	Tatuus F4 T -421	15	**28:25.351**	+7.746	136.6	7	**1:47.365**	144.6
4	39	**Santino PANETTA**	ARG	TC Racing	Tatuus F4 T -421	15	**28:31.404**	+13.799	136.1	15	**1:47.942**	143.8
5	41	**Stepan SUSLOV**	SWE	DXR	Tatuus F4 T -421	15	**28:35.629**	+18.024	135.8	10	**1:48.070**	143.7
6	70	**Aleksandar BOGUNOVIC**	SVN	GRS Team	Tatuus F4 T -421	15	**28:36.158**	+18.553	135.7	11	**1:47.868**	143.9
7	6	**Sacha VAN'T PAD BOSCH**	NLD	T-Code by Amtog	Tatuus F4 T -421	15	**28:36.924**	+19.319	135.7	11	**1:47.984**	143.8
8	10	**Niklas SCHAUFLER**	AUT	KCL MP Motorsport	Tatuus F4 T -421	15	**28:37.751**	+20.146	135.6	8	**1:47.392**	144.6
9	57	**Kaiden HIGGINS**	ARE	DXR	Tatuus F4 T -421	15	**28:38.725**	+21.120	135.5	12	**1:48.239**	143.4
10	24	**Kyuho LEE**	KOR	Rodin Motorsport	Tatuus F4 T -421	15	**28:42.420**	+24.815	135.2	14	**1:47.724**	144.1
11	5	**Miguel COSTA**	BRA	Campos Racing	Tatuus F4 T -421	15	**29:10.730**	+53.125	133.0	7	**1:47.297**	144.7
12	17	**Nacho TUÑON**	ESP	Tecnicar by Amtog	Tatuus F4 T -421	15	**29:11.724**	+54.119	133.0	15	**1:47.794**	144.0
13	4	**Ean EYCKMANS**	BEL	MP Motorsport	Tatuus F4 T -421	11	**21:13.209**	4 Laps	134.1	7	**1:47.476**	144.5
	Not classified											
	71	**Daniel DALLAKYAN**	ARM	GRS Team	Tatuus F4 T -421	9	**17:47.894**	6 Laps		2	**1:48.886**	142.6
	25	**Francisco MONARCA**	ARG	Monlau Motorsport	Tatuus F4 T -421	3	**7:12.592**	12 Laps				
	91	**Lorenzo CAMPOS**	AGO	Monlau Motorsport	Tatuus F4 T -421	1	**2:00.861**	14 Laps				

CAR #32 - TIME PENALTY OF 5 SECONDS - TRACK LIMITS
CAR #10 - TIME PENALTY OF 10 SECONDS - STEWARDS DECISION Nº16
CAR #24 - TIME PENALTY OF 10 SECONDS - STEWARDS DECISION Nº18

Track Status: **DRY**

Published at: XX:**17:50**

Stewards

Pedro VILCHES Noelia FRANCO Mario Cordeiro FERNA

Timekeeper:
Alberto ESTÉBANEZ

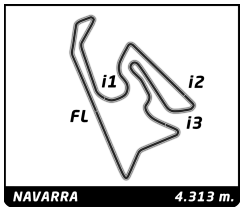

F4Spain
ROUND 2 - NAVARRA
RACE 2

Best Sector Times

	Sector 1			Sector 2			Sector 3			Sector 4							
Pos	No	Driver	Time	No	Driver	Time	No	Driver	Time	No	Driver	Time	Pos	No	Ideal Lap	Best Lap	
1	23	J.PRZYROWSKI	26.497	9	R.LAMMERS	23.091	9	R.LAMMERS	30.558	99	T.STRAUVEN	26.349	1	9	1:46.641	1:46.881	(1)
2	77	A.PETROVIC	26.522	2	V.KANTHAN	23.158	11	R.FRANCOT	30.598	9	R.LAMMERS	26.351	2	23	1:46.745	1:46.882	(2)
3	10	N.SCHAUFLER	26.546	22	J.COTA	23.183	23	J.PRZYROWSKI	30.622	81	N.MONTEIRO	26.374	3	99	1:46.777	1:46.953	(3)
4	2	V.KANTHAN	26.576	99	T.STRAUVEN	23.202	2	V.KANTHAN	30.623	23	J.PRZYROWSKI	26.408	4	2	1:46.813	1:47.074	(4)
5	99	T.STRAUVEN	26.591	81	N.MONTEIRO	23.204	1	H.SCHWARTZ	30.632	5	M.COSTA	26.444	5	81	1:46.872	1:47.270	(7)
6	81	N.MONTEIRO	26.595	10	N.SCHAUFLER	23.204	99	T.STRAUVEN	30.635	2	V.KANTHAN	26.456	6	11	1:46.912	1:47.144	(5)
7	1	H.SCHWARTZ	26.606	11	R.FRANCOT	23.208	10	N.SCHAUFLER	30.673	77	A.PETROVIC	26.472	7	10	1:46.914	1:47.392	(12)
8	11	R.FRANCOT	26.629	1	H.SCHWARTZ	23.209	81	N.MONTEIRO	30.699	11	R.FRANCOT	26.477	8	1	1:46.982	1:47.206	(6)
9	19	M.RYBA	26.629	46	N.TYE	23.211	77	A.PETROVIC	30.720	33	C.EL FEGHALI	26.487	9	77	1:47.021	1:47.302	(10)
10	5	M.COSTA	26.629	23	J.PRZYROWSKI	23.218	22	J.COTA	30.724	10	N.SCHAUFLER	26.491	10	22	1:47.083	1:47.276	(8)
11	9	R.LAMMERS	26.641	19	M.RYBA	23.278	27	A.JACOBY	30.751	46	N.TYE	26.501	11	5	1:47.164	1:47.297	(9)
12	4	E.EYCKMANS	26.649	33	C.EL FEGHALI	23.305	17	N.TUÑON	30.753	22	J.COTA	26.504	12	46	1:47.203	1:47.410	(13)
13	33	C.EL FEGHALI	26.657	77	A.PETROVIC	23.307	5	M.COSTA	30.754	48	G.TRAPPA	26.529	13	33	1:47.244	1:47.365	(11)
14	22	J.COTA	26.672	5	M.COSTA	23.337	46	N.TYE	30.759	19	M.RYBA	26.530	14	19	1:47.329	1:47.810	(19)
15	39	S.PANETTA	26.676	37	F.FIORENTINO	23.346	48	G.TRAPPA	30.761	1	H.SCHWARTZ	26.535	15	48	1:47.329	1:47.628	(15)
16	48	G.TRAPPA	26.680	48	G.TRAPPA	23.359	37	F.FIORENTINO	30.786	78	A.SPINA	26.536	16	4	1:47.419	1:47.476	(14)
17	37	F.FIORENTINO	26.708	24	K.LEE	23.374	78	A.SPINA	30.795	4	E.EYCKMANS	26.537	17	78	1:47.441	1:47.674	(16)
18	17	N.TUÑON	26.710	4	E.EYCKMANS	23.378	33	C.EL FEGHALI	30.795	24	K.LEE	26.538	18	37	1:47.509	1:47.941	(22)
19	78	A.SPINA	26.711	70	A.BOGUNOVIC	23.398	6	S.VAN'T PAD BOSCH	30.827	27	A.JACOBY	26.589	19	27	1:47.513	1:47.819	(20)
20	27	A.JACOBY	26.713	78	A.SPINA	23.399	4	E.EYCKMANS	30.855	39	S.PANETTA	26.599	20	24	1:47.548	1:47.724	(17)
21	24	K.LEE	26.718	57	K.HIGGINS	23.399	57	K.HIGGINS	30.874	70	A.BOGUNOVIC	26.601	21	17	1:47.552	1:47.794	(18)
22	6	S.VAN'T PAD BOSCH	26.722	17	N.TUÑON	23.402	19	M.RYBA	30.892	6	S.VAN'T PAD BOSCH	26.611	22	39	1:47.582	1:47.942	(23)
23	46	N.TYE	26.732	39	S.PANETTA	23.412	39	S.PANETTA	30.895	57	K.HIGGINS	26.618	23	6	1:47.623	1:47.984	(24)
24	41	S.SUSLOV	26.741	88	S.BAZTARRICA	23.427	70	A.BOGUNOVIC	30.901	37	F.FIORENTINO	26.669	24	70	1:47.689	1:47.868	(21)
25	70	A.BOGUNOVIC	26.789	27	A.JACOBY	23.460	24	K.LEE	30.918	71	D.DALLAKYAN	26.669	25	57	1:47.816	1:48.239	(27)
26	32	W.DOBRZANSKI	26.805	6	S.VAN'T PAD BOSCH	23.463	32	W.DOBRZANSKI	30.926	17	N.TUÑON	26.687	26	88	1:47.947	1:48.098	(26)
27	88	S.BAZTARRICA	26.821	41	S.SUSLOV	23.537	41	S.SUSLOV	30.996	88	S.BAZTARRICA	26.695	27	41	1:47.988	1:48.070	(25)
28	57	K.HIGGINS	26.925	71	D.DALLAKYAN	23.629	88	S.BAZTARRICA	31.004	41	S.SUSLOV	26.714	28	32	1:48.137	1:48.549	(28)
29	71	D.DALLAKYAN	27.133	32	W.DOBRZANSKI	23.633	71	D.DALLAKYAN	31.047	32	W.DOBRZANSKI	26.773	29	71	1:48.478	1:48.886	(29)
30	25	F.MONARCA	27.149	91	L.CAMPOS	23.959	25	F.MONARCA	31.620	91	L.CAMPOS	27.033	30	25	1:50.009		

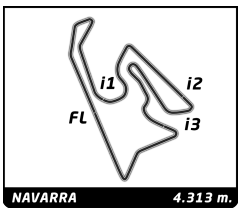

F4Spain
ROUND 2 - NAVARRA
RACE 2

Best Top Speed

No	Driver	Team	Class	Top 1 Kph	Top 1 Lap	Top 2 Kph	Top 2 Lap	Top 3 Kph	Top 3 Lap	Top 4 Kph	Top 4 Lap	Top 5 Kph	Top 5 Lap	Avg
5	Miguel COSTA	Campos Racing	R	**229.3**	8	223.0	11	220.6	12	220.6	6	220.6	2	222,8
39	Santino PANETTA	TC Racing	R	**225.5**	13	225.5	6	224.3	15	220.6	7	218.3	14	222,8
19	Matus RYBA	Griffin Core		**224.3**	11	221.8	2	219.5	15	219.5	9	219.5	6	220,9
78	Alfio SPINA	TC Racing		**224.3**	10	221.8	12	219.5	14	219.5	13	219.5	8	220,9
1	Hudson SCHWARTZ	KCL MP Motorsport		**223.0**	7	220.6	9	220.6	8	220.6	3	219.5	2	220,9
2	Vivek KANTHAN	Campos Racing	R	**223.0**	8	223.0	2	221.8	13	220.6	7	220.6	3	221,8
6	Sacha VAN'T PAD BOSCH	T-Code by Amtog	R	**223.0**	6	220.6	10	218.3	15	218.3	11	217.1	13	219,5
70	Aleksandar BOGUNOVIC	GRS Team	R	**223.0**	15	223.0	6	220.6	14	219.5	12	219.5	8	221,1
23	Jan PRZYROWSKI	Griffin Core		**221.8**	10	221.8	8	220.6	15	220.6	2	218.3	12	220,6
32	Wiktor DOBRZANSKI	Tecnicar by Amtog		**221.8**	2	220.6	14	220.6	12	220.6	7	218.3	13	220,4
88	Santiago BAZTARRICA	TC Racing		**221.8**	12	220.6	14	220.6	9	220.6	7	219.5	15	220,6
4	Ean EYCKMANS	MP Motorsport	R	**220.6**	8	219.5	11	218.3	9	218.3	7	217.1	3	218,8
10	Niklas SCHAUFLER	KCL MP Motorsport	R	**220.6**	12	220.6	10	219.5	14	218.3	11	216.0	15	219,0
24	Kyuho LEE	Rodin Motorsport	R	**220.6**	12	220.6	6	220.6	2	219.5	15	219.5	14	220,2
41	Stepan SUSLOV	DXR	R	**220.6**	9	219.5	7	218.3	13	218.3	12	218.3	6	219,0
71	Daniel DALLAKYAN	GRS Team	R	**220.6**	7	219.5	6	219.5	8	218.3	3	213.8	2	218,3
22	Juan COTA	MP Motorsport		**219.5**	7	217.1	15	217.1	14	217.1	6	217.1	3	217,6
33	Christopher EL FEGHALI	Drivex	R	**219.5**	11	219.5	10	217.1	9	216.0	12	216.0	8	217,6
48	Gino TRAPPA	Drivex		**219.5**	9	218.3	11	217.1	10	217.1	6	216.0	15	217,6
9	René LAMMERS	MP Motorsport		**218.3**	3	217.1	13	217.1	10	217.1	2	216.0	14	217,1
11	Reno FRANCOT	KCL MP Motorsport		**218.3**	2	217.1	10	217.1	3	216.0	8	214.9	15	216,7
17	Nacho TUÑON	Tecnicar by Amtog	R	**218.3**	15	218.3	6	218.3	2	217.1	13	216.0	14	217,6
37	Filippo FIORENTINO	Drivex		**218.3**	7	218.3	6	217.1	14	217.1	2	216.0	15	217,4
99	Thomas STRAUVEN	Griffin Core		**218.3**	3	217.1	12	217.1	10	217.1	9	217.1	8	217,3
46	Nathan TYE	Rodin Motorsport		**212.6**	3	211.5	15	211.5	6	210.5	14	210.5	13	211,3
77	Andrej PETROVIC	T-Code by Amtog		**202.2**	4									202,2
81	Noah MONTEIRO	Campos Racing	R	**191.8**	4									191,8
25	Francisco MONARCA	Monlau Motorsport	R											
27	Alexander JACOBY	Monlau Motorsport												
57	Kaiden HIGGINS	DXR	R											
91	Lorenzo CAMPOS	Monlau Motorsport	R											

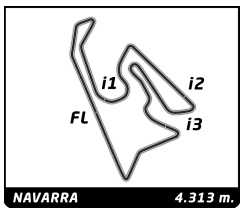

F4Spain
ROUND 2 - NAVARRA
RACE 2

Lap Chart

No	Pos	Grid	Lap 1	2	3	4	5	6	7	8	9	10	11	12	13	14	15
99	**1**	99	99	9	9	9	9	9	9	9	9	9	9	9	9	9	9
23	**2**	23	9	99	99	99	99	99	99	99	99	99	99	99	99	99	99
9	**3**	9	23	23	23	23	23	23	23	23	23	23	23	23	23	23	23
11	**4**	11	11	11	11	11	11	11	11	11	11	11	11	11	11	11	11
22	**5**	22	22	22	22	22	22	22	22	22	22	22	22	22	22	22	22
81	**6**	81	2	2	2	2	2	2	2	2	81	81	81	81	81	81	81
2	**7**	2	81	81	81	81	81	81	81	81	2	2	2	2	2	2	2
5	**8**	5	4	4	4	4	4	4	4	4	1	1	1	1	1	1	1
4	**9**	4	46	46	46	46	46	46	46	46	4	4	4	33	33	33	33
46	**10**	46	1	1	1	1	1	1	1	5	5	33	33	78	78	78	78
19	**11**	19	5	5	5	5	5	5	5	1	33	5	5	10	10	10	10
1	**12**	1	33	33	33	33	33	33	33	33	77	77	77	77	77	77	77
33	**13**	33	77	10	10	10	10	77	77	77	10	10	10	48	48	48	48
77	**14**	77	10	77	77	77	77	10	10	10	78	78	78	37	37	37	37
78	**15**	78	78	78	78	78	78	78	78	78	19	19	19	19	39	39	39
48	**16**	48	19	19	19	19	19	19	19	19	48	48	48	39	19	19	24
10	**17**	10	39	39	39	39	39	48	48	48	37	37	37	24	24	24	19
37	**18**	37	37	48	48	48	48	39	37	37	39	39	39	27	27	27	27
25	**19**	25	48	37	37	37	37	37	39	39	24	24	24	41	41	41	41
39	**20**	39	91	41	41	41	41	41	41	24	41	41	27	88	88	88	88
91	**21**	91	41	88	88	88	88	88	24	41	88	27	41	70	70	70	70
88	**22**	88	88	24	24	24	24	24	88	88	27	88	88	6	6	6	6
6	**23**	6	24	27	27	27	27	27	27	27	70	70	70	57	57	57	57
17	**24**	17	27	17	17	17	17	32	32	32	32	6	6	32	32	32	32
41	**25**	41	17	32	32	32	32	70	70	70	6	57	57	46	46	46	46
24	**26**	24	32	70	70	70	70	6	6	6	57	32	32	5	5	5	5
71	**27**	71	70	71	71	71	71	71	57	57	71	46	46	17	17	17	17
57	**28**	57	71	6	6	6	6	57	71	71	46	17	17				
32	**29**	32	57	57	57	57	57	17	17	17	17						
70	**30**	70	25	25	25												
27	**31**	27	6														

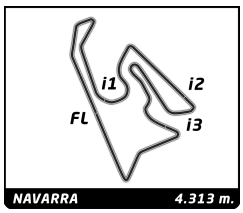

F4Spain
ROUND 2 - NAVARRA
RACE 2

Fastest Lap Sequence

Elapsed	No	Driver	Team	Car	Class	Time	Kph	Lap
3:41.000	9	René LAMMERS	MP Motorsport	Tatuus F4 T -421		**1:47.274**	144.7	2
13:54.118	9	René LAMMERS	MP Motorsport	Tatuus F4 T -421		**1:46.932**	145.2	7
17:29.147	23	Jan PRZYROWSKI	Griffin Core	Tatuus F4 T -421		**1:46.882**	145.3	9
22:48.977	9	René LAMMERS	MP Motorsport	Tatuus F4 T -421		**1:46.881**	145.3	12

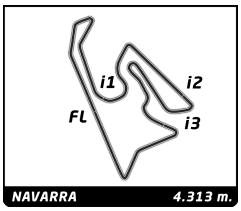

F4Spain
ROUND 2 - NAVARRA
RACE 2

Analysis by lap

Lapped

Lap 1

No	Lap Time	Gap
99	1:53.331	0.000
9	1:53.726	0.395
23	1:54.192	0.861
11	1:54.636	1.305
22	1:55.130	1.799
2	1:55.593	2.262
81	1:55.968	2.637
4	1:56.447	3.116
46	1:57.225	3.894
1	1:57.649	4.318
5	1:58.311	4.980
33	1:58.838	5.507
77	1:58.990	5.659
10	1:59.168	5.837
78	1:59.283	5.952
19	1:59.573	6.242
39	2:00.042	6.711
37	2:00.345	7.014
48	2:00.413	7.082
91	2:00.861	7.530
41	2:01.123	7.792
88	2:01.556	8.225
24	2:01.891	8.560
27	2:02.722	9.391
17	2:02.930	9.599
32	2:03.380	10.049
70	2:04.000	10.669
71	2:07.428	14.097
57	2:10.099	16.768
25	2:24.212	30.881
6	2:37.548	44.217

Lap 2

No	Lap Time	Gap
9	1:47.274	
99	1:48.299	0.630
23	1:47.895	1.087
11	1:47.912	1.548
22	1:47.831	1.961
2	1:47.788	2.381
81	1:47.705	2.673
4	1:47.685	3.132
46	1:47.872	4.097
1	1:47.876	4.525
5	1:47.644	4.955
33	1:47.972	5.810
10	1:47.988	6.156
77	1:48.565	6.555
78	1:48.688	6.971
19	1:48.851	7.424
39	1:48.876	7.918
48	1:48.848	8.261
37	1:49.264	8.609
41	1:49.454	9.577
88	1:49.374	9.930
24	1:49.388	10.279
27	1:48.893	10.615
17	1:49.202	11.132
32	1:49.192	11.572
70	1:48.820	11.820
71	1:48.886	15.314
6	1:54.031	50.579
57	2:22.104	51.203
25	2:51.797	1:35.009

Lap 3

No	Lap Time	Gap
9	2:01.168	
99	2:00.838	0.300
23	2:00.825	0.744
11	2:00.784	1.164
22	2:01.213	2.006
2	2:01.761	2.974
81	2:01.941	3.446
4	2:02.002	3.966
46	2:02.038	4.967
1	2:02.501	5.858
5	2:02.444	6.231
33	2:02.317	6.959
10	2:02.477	7.465
77	2:03.425	8.812
78	2:03.581	9.384
19	2:03.581	9.837
39	2:03.847	10.597
48	2:04.400	11.493
37	2:04.737	12.178
41	2:04.054	12.463
88	2:04.899	13.661
24	2:05.254	14.365
27	2:05.597	15.044
17	2:05.729	15.693
32	2:05.763	16.167
70	2:07.556	18.208
71	2:04.681	18.827
6	2:00.224	49.635
57	2:01.015	51.050
25	1:56.583	1:30.424

Lap 4

No	Lap Time	Gap
9	2:16.615	
99	2:16.685	0.370
23	2:17.163	1.292
11	2:17.284	1.833
22	2:17.013	2.404
2	2:16.890	3.249
81	2:16.846	3.677
4	2:16.829	4.180
46	2:16.445	4.797
1	2:15.815	5.058
5	2:16.095	5.711
33	2:16.429	6.773
10	2:16.373	7.223
77	2:15.487	7.684
78	2:15.738	8.507
19	2:15.572	8.794
39	2:16.408	10.390
48	2:16.019	10.897
37	2:16.298	11.861
41	2:16.327	12.175
88	2:15.989	13.035
24	2:15.883	13.633
27	2:15.557	13.986
17	2:15.373	14.451
32	2:15.320	14.872
70	2:14.605	16.198
71	2:14.765	16.977
6	1:48.723	21.743
57	1:48.643	23.078

Lap 5

No	Lap Time	Gap
9	2:21.082	
99	2:21.207	0.495
23	2:20.727	0.937
11	2:20.652	1.403
22	2:20.444	1.766
2	2:20.120	2.287
81	2:20.235	2.830
4	2:19.924	3.022
46	2:19.795	3.510
1	2:19.724	3.700
5	2:19.385	4.014
33	2:18.765	4.456
10	2:18.599	4.740
77	2:18.549	5.151
78	2:18.206	5.631
19	2:18.074	5.786
39	2:17.017	6.325
48	2:16.806	6.621
37	2:16.152	6.931
41	2:16.257	7.350
88	2:15.768	7.721
24	2:15.528	8.079
27	2:15.489	8.393
17	2:16.061	9.430
32	2:15.718	9.508
70	2:14.735	9.851
71	2:14.529	10.424
6	2:10.046	10.707
57	2:09.427	11.423

Lap 6

No	Lap Time	Gap
9	1:47.321	
99	1:47.362	0.536
23	1:47.362	0.978
11	1:47.865	1.947
22	1:47.735	2.180
2	1:47.646	2.612
81	1:47.674	3.183
4	1:47.819	3.520
46	1:48.165	4.354
1	1:48.245	4.624
5	1:48.413	5.106
33	1:48.717	5.852
77	1:48.760	6.590
10	1:49.319	6.738
78	1:48.683	6.993
19	1:48.981	7.446
48	1:48.817	8.117
39	1:49.156	8.160
37	1:48.714	8.324
41	1:48.740	8.769
88	1:48.654	9.054
24	1:49.003	9.761
27	1:48.774	9.846
32	1:48.723	10.910
70	1:48.983	11.513
6	1:48.790	12.176
71	1:49.907	13.010
57	1:49.159	13.261
17	2:24.638	46.747

Lap 7

No	Lap Time	Gap
9	1:46.932	
99	1:46.838	0.442
23	1:46.967	1.013
11	1:47.417	2.432
22	1:47.688	2.936
2	1:47.710	3.390
81	1:47.590	3.841
4	1:47.476	4.064
46	1:47.449	4.871
1	1:47.520	5.212
5	1:47.297	5.471
33	1:47.365	6.285
77	1:47.356	7.014
10	1:47.936	7.742
78	1:48.221	8.282
19	1:48.176	8.690
48	1:48.013	9.198
37	1:48.344	9.736
39	1:48.905	10.133
41	1:48.732	10.569
24	1:48.459	11.288
88	1:49.362	11.484
27	1:48.661	11.575
32	1:48.232	12.210
70	1:48.038	12.619
6	1:48.068	13.312
57	1:47.945	14.274
71	1:49.218	15.296
17	1:54.215	54.030

Lap 8

No	Lap Time	Gap
9	1:47.099	
99	1:47.162	0.505
23	1:47.134	1.048
11	1:47.221	2.554
22	1:48.176	4.013
2	1:47.886	4.177
81	1:47.499	4.241
4	1:47.665	4.630
46	1:47.552	5.324
5	1:47.548	5.920
1	1:48.249	6.362
33	1:47.631	6.817
77	1:47.302	7.217
10	1:47.392	8.035
78	1:48.158	9.341
19	1:48.086	9.677
48	1:47.948	10.047
37	1:47.941	10.578
39	1:48.045	11.079
24	1:48.361	12.550
41	1:49.188	12.658
88	1:48.437	12.822
27	1:48.575	13.051
32	1:50.142	15.253
70	1:49.805	15.325
6	1:49.512	15.725
57	1:48.677	15.852
71	1:48.895	17.092
17	1:48.226	55.157

Lap 9

No	Lap Time	Gap
9	1:46.966	
99	1:46.932	0.471
23	1:46.882	0.964
11	1:47.144	2.732
22	1:47.461	4.508
81	1:47.767	5.042
2	1:49.030	6.241
1	1:49.152	8.548
4	1:51.054	8.718
5	1:50.172	9.126
33	1:49.417	9.268
77	1:49.275	9.526
10	1:48.602	9.671
78	1:48.053	10.428
19	1:48.029	10.740
48	1:48.206	11.287
37	1:48.371	11.983
39	1:48.527	12.640
24	1:48.269	13.853
41	1:49.016	14.708
88	1:49.175	15.031
27	1:49.203	15.288
70	1:48.795	17.154
32	1:49.715	18.002
6	1:49.522	18.281
57	1:49.993	18.879
71	1:49.585	19.711
46	2:23.009	41.367

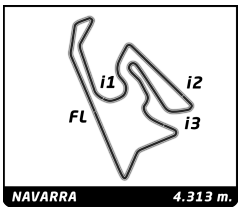

F4Spain
ROUND 2 - NAVARRA
RACE 2

Analysis by lap

Lapped

No	Lap Time	Gap
17	1:47.843	56.034
Lap 10		
9	1:46.938	
99	1:46.982	0.515
23	1:46.980	1.006
11	1:47.223	3.017
22	1:47.450	5.020
81	1:47.270	5.374
2	1:47.118	6.421
1	1:47.804	9.414
4	1:48.399	10.179
33	1:48.276	10.606
5	1:48.727	10.915
77	1:48.795	11.383
10	1:48.981	11.714
78	1:48.734	12.224
19	1:48.700	12.502
48	1:48.507	12.856
37	1:48.339	13.384
39	1:48.182	13.884
24	1:47.775	14.690
41	1:48.070	15.840
27	1:47.819	16.169
88	1:48.715	16.808
70	1:48.180	18.396
6	1:48.346	19.689
57	1:48.561	20.502
32	1:50.125	21.189
46	1:47.986	42.415
17	1:47.865	56.961
Lap 11		
9	1:46.975	
99	1:46.988	0.528
23	1:47.186	1.217
11	1:47.324	3.366
22	1:47.276	5.321
81	1:47.437	5.836
2	1:47.074	6.520
1	1:47.463	9.902
4	1:47.909	11.113
33	1:48.585	12.216
5	1:48.764	12.704
77	1:48.566	12.974
10	1:48.433	13.172
78	1:48.319	13.568
19	1:48.486	14.013
48	1:48.219	14.100
37	1:48.043	14.452
39	1:48.037	14.946
24	1:47.732	15.447
27	1:47.856	17.050
41	1:48.824	17.689
88	1:48.098	17.931
70	1:47.868	19.289
6	1:47.984	20.698
57	1:49.795	23.322
32	1:49.594	23.808
46	1:47.682	43.122
17	1:47.796	57.782
Lap 12		
9	1:46.881	
99	1:46.953	0.600
23	1:46.932	1.268
11	1:47.256	3.741
22	1:47.338	5.778
81	1:47.324	6.279
2	1:47.086	6.725
1	1:47.355	10.376
33	1:47.948	13.283
78	1:47.979	14.666
10	1:48.867	15.158
77	1:49.305	15.398
48	1:49.240	16.459
37	1:49.377	16.948
19	1:50.281	17.413
39	1:49.995	18.060
24	1:49.904	18.470
27	1:48.598	18.767
41	1:48.532	19.340
88	1:48.771	19.821
70	1:48.160	20.568
6	1:48.760	22.577
57	1:48.239	24.680
32	1:48.707	25.634
46	1:47.690	43.931
5	2:32.441	58.264
17	1:48.172	59.073
Lap 13		
9	1:46.799	
99	1:46.903	0.704
23	1:46.912	1.381
11	1:47.348	4.290
22	1:47.406	6.385
81	1:47.292	6.772
2	1:47.301	7.227
1	1:47.206	10.783
33	1:47.530	14.014
78	1:47.674	15.541
10	1:47.692	16.051
77	1:47.731	16.330
48	1:47.628	17.288
37	1:47.601	17.750
39	1:48.400	19.661
19	1:49.931	20.545
24	1:49.343	21.014
27	1:49.700	21.668
41	1:50.033	22.574
88	1:49.688	22.710
70	1:49.020	22.789
6	1:48.499	24.277
57	1:48.040	25.921
32	1:48.599	27.434
46	1:47.548	44.680
5	1:48.085	59.550
17	1:47.810	1:00.084
Lap 14		
9	1:47.013	
99	1:47.059	0.750
23	1:47.087	1.455
11	1:47.526	4.803
22	1:47.399	6.771
81	1:47.366	7.125
2	1:47.442	7.656
1	1:47.441	11.211
33	1:47.706	14.707
78	1:47.758	16.286
10	1:48.191	17.229
77	1:48.241	17.558
48	1:48.365	18.640
37	1:48.324	19.061
39	1:48.025	20.673
19	1:47.810	21.342
24	1:47.724	21.725
27	1:48.061	22.716
41	1:48.645	24.206
88	1:48.867	24.564
70	1:49.064	24.840
6	1:48.412	25.676
57	1:48.549	27.457
32	1:48.549	28.970
46	1:47.410	45.077
5	1:47.746	1:00.283
17	1:48.070	1:01.141
Lap 15		
9	1:47.192	
99	1:49.812	3.370
23	1:49.182	3.445
11	1:47.940	5.551
22	1:47.570	7.149
81	1:47.691	7.624
2	1:47.645	8.109
1	1:47.690	11.709
33	1:47.855	15.370
78	1:47.946	17.040
10	1:47.733	17.770
77	1:47.493	17.859
48	1:47.669	19.117
37	1:47.805	19.674
39	1:47.942	21.423
24	1:47.906	22.439
19	1:48.358	22.508
27	1:48.803	24.327
41	1:48.634	25.648
88	1:48.517	25.889
70	1:48.529	26.177
6	1:48.459	26.943
57	1:48.479	28.744
32	1:49.207	30.985
46	1:47.878	45.763
5	1:47.658	1:00.749
17	1:47.794	1:01.743

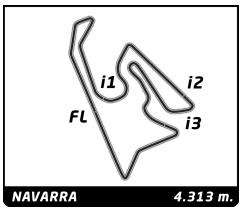

F4Spain
ROUND 2 - NAVARRA
RACE 2

Sector Analysis

__ Invalidated Lap Personal Best Session Best **B** Crossing the pit lane

1 Hudson SCHWARTZ — USA
KCL MP Motorsport — Tatuus F4 T -421

Lap	Time	Sector 1	Sector 2	Sector 3	Sector 4	T.Spd
1	1:57.649	34.466	24.338	32.163	26.682	
2	1:47.876	26.653	23.594	31.060	26.569	219.5
3	2:02.501	29.580	27.889	35.115	29.917	220.6
4	2:15.815	29.316	34.741	39.597	32.161	202.2
5	2:19.724	34.799	32.031	45.915	26.979	179.2
6	1:48.245	27.214	23.317	31.036	26.678	218.3
7	1:47.520	26.730	23.296	30.906	26.588	223.0
8	1:48.249	26.606	23.492	31.576	26.575	220.6
9	1:49.152	26.633	23.488	31.998	27.033	220.6
10	1:47.804	27.181	23.306	30.782	26.535	214.9
11	1:47.463	26.842	23.317	30.704	26.600	217.1
12	1:47.355	26.868	23.209	30.742	26.536	217.1
13	1:47.206	26.756	23.233	30.632	26.585	217.1
14	1:47.441	26.785	23.276	30.689	26.691	216.0
15	1:47.690	26.807	23.305	30.868	26.710	216.0

2 Vivek KANTHAN — USA
Campos Racing — Tatuus F4 T -421

Lap	Time	Sector 1	Sector 2	Sector 3	Sector 4	T.Spd
1	1:55.593	33.978	23.761	31.189	26.665	
2	1:47.788	26.698	23.510	30.963	26.617	223.0
3	2:01.761	29.375	27.333	35.736	29.317	220.6
4	2:16.890	30.119	34.004	40.167	32.600	201.2
5	2:20.120	34.726	31.941	46.440	27.013	196.4
6	1:47.646	26.695	23.419	30.891	26.641	218.3
7	1:47.710	26.779	23.500	30.915	26.516	220.6
8	1:47.886	26.658	23.358	30.716	27.154	223.0
9	1:49.030	27.533	23.731	31.276	26.490	216.0
10	1:47.118	26.703	23.158	30.801	26.456	217.1
11	1:47.074	26.639	23.293	30.623	26.519	217.1
12	1:47.086	26.634	23.198	30.784	26.470	219.5
13	1:47.301	26.644	23.295	30.789	26.573	221.8
14	1:47.442	26.576	23.443	30.839	26.584	218.3
15	1:47.645	26.652	23.316	30.791	26.886	219.5

4 Ean EYCKMANS — BEL
MP Motorsport — Tatuus F4 T -421

Lap	Time	Sector 1	Sector 2	Sector 3	Sector 4	T.Spd
1	1:56.447	34.176	24.373	31.242	26.656	
2	1:47.685	26.746	23.421	30.862	26.656	217.1
3	2:02.002	29.665	27.816	35.038	29.483	217.1
4	2:16.829	29.913	34.581	39.771	32.564	191.8
5	2:19.924	34.732	31.907	46.263	27.022	182.4
6	1:47.819	26.966	23.461	30.855	26.537	216.0
7	1:47.476	26.649	23.395	30.883	26.549	218.3
8	1:47.665	26.837	23.378	30.860	26.590	220.6
9	1:51.054	27.221	23.713	32.755	27.365	218.3
10	1:48.399	27.312	23.430	31.090	26.567	216.0
11	1:47.909	26.778	23.592	30.950	26.589	219.5

5 Miguel COSTA — BRA
Campos Racing — Tatuus F4 T -421

Lap	Time	Sector 1	Sector 2	Sector 3	Sector 4	T.Spd
1	1:58.311	34.537	24.425	32.283	27.066	
2	1:47.644	26.728	23.467	30.952	26.497	220.6
3	2:02.444	29.648	27.768	35.328	29.700	219.5
4	2:16.095	29.402	34.972	39.365	32.356	193.6
5	2:19.385	34.604	32.269	45.570	26.942	180.0
6	1:48.413	27.108	23.888	30.973	26.444	220.6
7	1:47.297	26.629	23.340	30.754	26.574	218.3
8	1:47.548	26.652	23.442	30.979	26.475	229.3
9	1:50.172	26.672	23.513	33.382	26.605	219.5
10	1:48.727	27.549	23.543	31.091	26.544	212.6
11	1:48.764	26.690	23.579	31.598	26.897	223.0
12	2:32.441	1:11.240	23.688	30.971	26.542	220.6
13	1:48.085	27.047	23.399	31.087	26.552	213.8
14	1:47.746	26.961	23.337	30.860	26.588	216.0
15	1:47.658	26.749	23.394	30.896	26.619	217.1

6 Sacha VAN'T PAD BOSCH — NLD
T-Code by Amtog — Tatuus F4 T -421

Lap	Time	Sector 1	Sector 2	Sector 3	Sector 4	T.Spd
1	2:37.548 **B**	37.987	25.355	34.595	59.611	
2	1:54.031	32.493	23.570	31.193	26.775	170.3
3	2:00.224	38.716	23.732	31.020	26.756	89.8
4	1:48.723	27.382	23.560	30.851	26.930	213.8
5	2:10.046	30.527	34.617	37.569	27.333	209.4
6	1:48.790	27.070	23.994	30.986	26.740	223.0
7	1:48.068	26.821	23.464	31.172	26.611	217.1
8	1:49.512	26.976	23.543	31.624	27.369	217.1
9	1:49.522	27.275	23.897	31.675	26.675	216.0
10	1:48.346	27.145	23.651	30.894	26.656	220.6
11	1:47.984	26.722	23.672	30.827	26.763	218.3
12	1:48.760	27.207	23.463	31.329	26.761	216.0
13	1:48.499	26.910	23.655	31.226	26.708	217.1
14	1:48.412	26.836	23.678	31.135	26.763	216.0
15	1:48.459	26.879	23.658	31.049	26.873	218.3

9 René LAMMERS — NLD
MP Motorsport — Tatuus F4 T -421

Lap	Time	Sector 1	Sector 2	Sector 3	Sector 4	T.Spd
1	1:53.726	32.716	23.490	31.062	26.458	
2	1:47.274	26.872	23.261	30.763	26.378	217.1
3	2:01.168	28.589	27.353	35.790	29.436	218.3
4	2:16.615	30.423	32.865	40.561	32.766	189.1
5	2:21.082	35.073	30.931	48.297	26.781	180.0
6	1:47.321	26.819	23.240	30.867	26.395	212.6
7	1:46.932	26.641	23.091	30.727	26.473	214.9
8	1:47.099	26.712	23.269	30.718	26.400	213.8
9	1:46.966	26.697	23.213	30.558	26.498	214.9
10	1:46.938	26.667	23.185	30.618	26.468	217.1
11	1:46.975	26.740	23.239	30.607	26.389	212.6
12	1:46.881	26.642	23.208	30.680	26.351	213.8
13	1:46.799	26.618	23.258	30.564	26.359	217.1
14	1:47.013	26.744	23.207	30.648	26.414	216.0
15	1:47.192	26.669	23.280	30.689	26.554	214.9

10 Niklas SCHAUFLER — AUT
KCL MP Motorsport — Tatuus F4 T -421

Lap	Time	Sector 1	Sector 2	Sector 3	Sector 4	T.Spd
1	1:59.168	35.124	24.800	32.081	27.163	
2	1:47.988	26.841	23.529	31.032	26.586	216.0
3	2:02.477	30.150	27.905	35.431	28.991	214.9
4	2:16.373	29.629	35.199	39.477	32.068	199.2
5	2:18.599	34.313	32.664	44.614	27.008	177.7
6	1:49.319	26.880	23.838	31.757	26.844	216.0
7	1:47.936	27.102	23.598	30.745	26.491	216.0

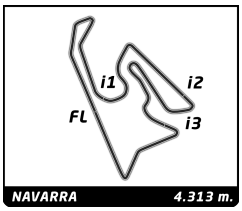

F4Spain
ROUND 2 - NAVARRA
RACE 2

Sector Analysis

__ Invalidated Lap Personal Best Session Best **B** Crossing the pit lane

Lap	Time	Sector 1	Sector 2	Sector 3	Sector 4	T.Spd
8	1:47.392	26.785	23.260	30.673	26.674	216.0
9	1:48.602	26.560	23.204	32.021	26.817	216.0
10	1:48.981	27.168	23.817	31.402	26.594	220.6
11	1:48.433	26.622	23.602	31.303	26.906	218.3
12	1:48.867	27.638	23.601	31.015	26.613	220.6
13	1:47.692	26.790	23.410	30.826	26.666	216.0
14	1:48.191	26.845	23.536	31.210	26.600	219.5
15	1:47.733	26.546	23.397	30.740	27.050	216.0

11 Reno FRANCOT — NLD
KCL MP Motorsport — Tatuus F4 T -421

Lap	Time	Sector 1	Sector 2	Sector 3	Sector 4	T.Spd
1	1:54.636	33.127	23.741	31.081	26.687	
2	1:47.912	26.728	23.598	30.970	26.616	218.3
3	2:00.784	28.771	27.352	35.885	28.776	217.1
4	2:17.284	30.555	33.716	40.388	32.625	185.7
5	2:20.652	34.597	31.649	47.418	26.988	199.2
6	1:47.865	26.747	23.327	31.042	26.749	214.9
7	1:47.417	26.913	23.292	30.735	26.477	214.9
8	1:47.221	26.709	23.308	30.598	26.606	216.0
9	1:47.144	26.629	23.208	30.718	26.589	214.9
10	1:47.223	26.663	23.240	30.775	26.545	217.1
11	1:47.324	26.724	23.309	30.602	26.689	213.8
12	1:47.256	26.813	23.236	30.658	26.549	214.9
13	1:47.348	26.746	23.299	30.696	26.607	213.8
14	1:47.526	26.765	23.417	30.765	26.579	214.9
15	1:47.940	26.722	23.619	30.838	26.761	214.9

17 Nacho TUÑON — ESP
Tecnicar by Amtog — Tatuus F4 T -421

Lap	Time	Sector 1	Sector 2	Sector 3	Sector 4	T.Spd
1	2:02.930	37.434	24.888	32.763	27.845	
2	1:49.202	26.960	23.863	31.500	26.879	218.3
3	2:05.729	32.544	28.257	34.472	30.456	184.0
4	2:15.373	29.615	34.530	38.192	33.036	198.3
5	2:16.061	34.222	34.237	40.162	27.440	182.4
6	2:24.638 **B**	27.827	25.694	31.903	59.214	218.3
7	1:54.215	32.657	23.662	31.036	26.860	164.2
8	1:48.226	26.951	23.563	30.933	26.779	213.8
9	1:47.843	26.846	23.502	30.808	26.687	211.5
10	1:47.865	26.902	23.402	30.813	26.748	212.6
11	1:47.796	26.914	23.435	30.753	26.694	210.5
12	1:48.172	26.788	23.641	30.940	26.803	213.8
13	1:47.810	26.710	23.402	31.003	26.695	217.1
14	1:48.070	26.872	23.537	30.947	26.714	216.0
15	1:47.794	26.728	23.524	30.827	26.715	218.3

19 Matus RYBA — SVK
Griffin Core — Tatuus F4 T -421

Lap	Time	Sector 1	Sector 2	Sector 3	Sector 4	T.Spd
1	1:59.573	35.031	25.079	32.299	27.164	
2	1:48.851	27.144	23.759	31.309	26.639	221.8
3	2:03.581	30.417	28.407	34.911	29.846	214.9
4	2:15.572	29.161	35.109	39.142	32.160	197.3
5	2:18.074	34.421	32.775	43.826	27.052	166.8
6	1:48.981	27.157	23.517	31.246	27.061	219.5
7	1:48.176	26.852	23.766	31.000	26.558	218.3
8	1:48.086	26.629	23.734	31.096	26.627	210.5
9	1:48.029	26.666	23.599	31.196	26.568	219.5
10	1:48.700	26.963	23.789	31.227	26.721	213.8
11	1:48.486	26.791	23.706	30.910	27.079	224.3
12	1:50.281	27.727	24.655	31.369	26.530	216.0
13	1:49.931	26.756	25.578	30.984	26.613	217.1
14	1:47.810	26.906	23.360	30.892	26.652	210.5
15	1:48.358	26.768	23.278	31.027	27.285	219.5

22 Juan COTA — ESP
MP Motorsport — Tatuus F4 T -421

Lap	Time	Sector 1	Sector 2	Sector 3	Sector 4	T.Spd
1	1:55.130	33.617	23.653	31.237	26.623	
2	1:47.831	26.789	23.363	31.074	26.605	216.0
3	2:01.213	28.856	27.340	35.946	29.071	217.1
4	2:17.013	30.482	33.665	40.282	32.584	192.7
5	2:20.444	34.537	31.867	47.038	27.002	190.0
6	1:47.735	26.756	23.302	30.891	26.786	217.1
7	1:47.688	26.912	23.359	30.803	26.614	219.5
8	1:48.176	26.672	23.281	30.751	27.472	216.0
9	1:47.461	26.838	23.292	30.806	26.525	214.9
10	1:47.450	26.766	23.282	30.805	26.597	214.9
11	1:47.276	26.806	23.183	30.724	26.563	216.0
12	1:47.338	26.693	23.304	30.837	26.504	216.0
13	1:47.406	26.730	23.331	30.770	26.575	216.0
14	1:47.399	26.722	23.245	30.843	26.589	217.1
15	1:47.570	26.780	23.256	30.861	26.673	217.1

23 Jan PRZYROWSKI — POL
Griffin Core — Tatuus F4 T -421

Lap	Time	Sector 1	Sector 2	Sector 3	Sector 4	T.Spd
1	1:54.192	32.937	23.618	31.077	26.560	
2	1:47.895	26.823	23.629	30.871	26.572	220.6
3	2:00.825	28.683	27.082	36.061	28.999	216.0
4	2:17.163	30.521	33.631	40.199	32.812	196.4
5	2:20.727	34.722	31.237	47.942	26.826	196.4
6	1:47.362	26.722	23.293	30.855	26.492	217.1
7	1:46.967	26.566	23.253	30.698	26.450	216.0
8	1:47.134	26.592	23.285	30.779	26.478	221.8
9	1:46.882	26.546	23.218	30.707	26.411	218.3
10	1:46.980	26.497	23.249	30.826	26.408	221.8
11	1:47.186	26.581	23.386	30.711	26.508	217.1
12	1:46.932	26.550	23.261	30.699	26.422	218.3
13	1:46.912	26.539	23.310	30.622	26.441	217.1
14	1:47.087	26.652	23.261	30.679	26.495	212.6
15	1:49.182	26.508	23.823	31.899	26.952	220.6

24 Kyuho LEE — KOR
Rodin Motorsport — Tatuus F4 T -421

Lap	Time	Sector 1	Sector 2	Sector 3	Sector 4	T.Spd
1	2:01.891	37.298	24.637	32.695	27.261	
2	1:49.388	27.006	23.887	31.825	26.670	220.6
3	2:05.254	32.179	28.248	34.502	30.325	171.7
4	2:15.883	29.731	34.521	38.408	33.223	197.3
5	2:15.528	34.137	33.422	40.914	27.055	196.4
6	1:49.003	26.916	23.587	31.412	27.088	220.6
7	1:48.459	27.023	23.374	31.165	26.897	217.1
8	1:48.361	27.062	23.378	30.931	26.990	216.0
9	1:48.269	27.000	23.481	31.228	26.560	216.0
10	1:47.775	26.815	23.395	31.005	26.560	218.3
11	1:47.732	26.748	23.395	30.985	26.604	219.5
12	1:49.904	26.821	24.464	31.758	26.861	220.6
13	1:49.343	26.804	24.722	31.279	26.538	218.3

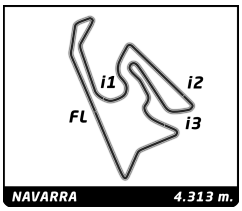

F4Spain
ROUND 2 - NAVARRA
RACE 2

Sector Analysis

__ Invalidated Lap Personal Best Session Best **B** Crossing the pit lane

25 Francisco MONARCA — ARG
Monlau Motorsport — Tatuus F4 T -421

Lap	Time	Sector 1	Sector 2	Sector 3	Sector 4	T.Spd
14	1:47.724	26.718	23.524	30.918	26.564	219.5
15	1:47.906	26.775	23.466	30.965	26.700	219.5

27 Alexander JACOBY — BRA
Monlau Motorsport — Tatuus F4 T -421

Lap	Time	Sector 1	Sector 2	Sector 3	Sector 4	T.Spd
1	2:24.212	35.519	24.996	53.897	29.800	
2	2:51.797 **B**	28.254	24.838	33.349	1:25.356	
3	1:56.583	33.277	24.460	31.620	27.226	

32 Wiktor DOBRZANSKI — POL
Tecnicar by Amtog — Tatuus F4 T -421

Lap	Time	Sector 1	Sector 2	Sector 3	Sector 4	T.Spd
1	2:02.722	37.881	24.586	32.747	27.508	
2	1:48.893	26.805	23.561	31.893	26.634	
3	2:05.597	32.455	28.416	34.268	30.458	
4	2:15.557	29.791	34.412	38.301	33.053	
5	2:15.489	34.112	34.209	40.126	27.042	
6	1:48.774	26.916	23.605	31.331	26.922	
7	1:48.661	27.357	23.504	31.012	26.788	
8	1:48.575	27.288	23.607	31.091	26.589	
9	1:49.203	27.191	23.670	31.699	26.643	
10	1:47.819	26.724	23.494	30.941	26.660	
11	1:47.856	26.795	23.607	30.751	26.703	
12	1:48.598	26.761	23.460	31.447	26.930	
13	1:49.700	26.713	24.862	31.492	26.633	
14	1:48.061	26.745	23.626	31.065	26.625	
15	1:48.803	26.857	23.829	31.161	26.956	

33 Christopher EL FEGHALI — LBN
Drivex — Tatuus F4 T -421

Lap	Time	Sector 1	Sector 2	Sector 3	Sector 4	T.Spd
1	2:03.380	38.583	24.797	33.086	26.914	
2	1:49.192	27.056	23.887	31.324	26.925	221.8
3	2:05.763	32.715	28.207	34.478	30.363	185.7
4	2:15.320	29.594	34.602	38.268	32.856	193.6
5	2:15.718	34.423	34.684	39.315	27.296	176.1
6	1:48.723	26.857	23.657	31.390	26.819	206.2
7	1:48.232	26.805	23.659	31.052	26.716	220.6
8	1:50.142	27.176	23.775	31.968	27.223	217.1
9	1:49.715	27.533	23.800	31.533	26.849	213.8
10	1:50.125	27.637	23.711	31.983	26.794	
11	1:49.594	26.967	23.725	32.082	26.820	217.1
12	1:48.707	27.188	23.633	31.003	26.883	220.6
13	1:48.599	27.161	23.691	30.974	26.773	218.3
14	1:48.549	27.140	23.684	30.926	26.799	220.6
15	1:49.207	27.164	23.655	31.418	26.970	216.0

37 Filippo FIORENTINO — BRA
Drivex — Tatuus F4 T -421

Lap	Time	Sector 1	Sector 2	Sector 3	Sector 4	T.Spd
1	1:58.838	34.764	24.435	32.206	27.433	
2	1:47.972	26.898	23.394	31.046	26.634	213.8
3	2:02.317	30.087	27.613	35.345	29.272	211.5
4	2:16.429	29.418	35.378	39.322	32.311	190.9
5	2:18.765	34.160	32.484	45.139	26.982	171.0
6	1:48.717	26.914	24.104	31.169	26.530	216.0
7	1:47.365	26.657	23.376	30.820	26.512	214.9
8	1:47.631	26.731	23.305	31.002	26.593	216.0
9	1:49.417	26.819	23.500	32.243	26.855	217.1
10	1:48.276	27.102	23.422	31.155	26.597	219.5
11	1:48.585	26.772	23.765	31.322	26.726	219.5
12	1:47.948	26.726	23.439	31.088	26.695	216.0
13	1:47.530	26.802	23.438	30.803	26.487	213.8
14	1:47.706	26.909	23.335	30.820	26.642	214.9
15	1:47.855	26.887	23.454	30.795	26.719	213.8

39 Santino PANETTA — ARG
TC Racing — Tatuus F4 T -421

Lap	Time	Sector 1	Sector 2	Sector 3	Sector 4	T.Spd
1	2:00.345	36.080	24.664	32.239	27.362	
2	1:49.264	27.373	23.819	31.336	26.736	217.1
3	2:04.737	31.268	28.407	35.057	30.005	196.4
4	2:16.298	29.590	34.812	38.493	33.403	202.2
5	2:16.152	34.156	32.761	42.184	27.051	185.7
6	1:48.714	26.924	23.624	31.196	26.970	218.3
7	1:48.344	26.818	23.491	31.327	26.708	218.3
8	1:47.941	26.777	23.398	31.018	26.748	216.0
9	1:48.371	26.708	23.501	31.442	26.720	214.9
10	1:48.339	26.806	23.470	31.245	26.818	214.9
11	1:48.043	26.750	23.518	31.092	26.683	216.0
12	1:49.377	27.433	24.202	31.059	26.683	213.8
13	1:47.601	26.785	23.346	30.786	26.684	216.0
14	1:48.324	26.718	23.433	31.504	26.669	217.1
15	1:47.805	26.819	23.450	30.857	26.679	216.0

41 Stepan SUSLOV — SWE
DXR — Tatuus F4 T -421

Lap	Time	Sector 1	Sector 2	Sector 3	Sector 4	T.Spd
1	2:02.722	37.881	24.586	32.747	27.508	
2	1:48.893	26.805	23.561	31.893	26.634	
3	2:05.597	32.455	28.416	34.268	30.458	
4	2:15.557	29.791	34.412	38.301	33.053	
5	2:15.489	34.112	34.209	40.126	27.042	
6	1:48.774	26.916	23.605	31.331	26.922	
7	1:48.661	27.357	23.504	31.012	26.788	
8	1:48.575	27.288	23.607	31.091	26.589	
9	1:49.203	27.191	23.670	31.699	26.643	
10	1:47.819	26.724	23.494	30.941	26.660	
11	1:47.856	26.795	23.607	30.751	26.703	
12	1:48.598	26.761	23.460	31.447	26.930	
13	1:49.700	26.713	24.862	31.492	26.633	
14	1:48.061	26.745	23.626	31.065	26.625	
15	1:48.803	26.857	23.829	31.161	26.956	

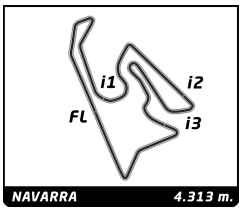

F4Spain
ROUND 2 - NAVARRA
RACE 2

Sector Analysis

__ Invalidated Lap Personal Best Session Best **B** Crossing the pit lane

Lap	Time	Sector 1	Sector 2	Sector 3	Sector 4	T.Spd
14	1:48.645	26.945	23.556	31.334	26.810	214.9
15	1:48.634	26.916	23.551	31.270	26.897	217.1

46 Nathan TYE — GBR
Rodin Motorsport — Tatuus F4 T -421

Lap	Time	Sector 1	Sector 2	Sector 3	Sector 4	T.Spd
1	1:57.225	34.321	24.459	31.772	26.673	
2	1:47.872	26.853	23.452	31.047	26.520	210.5
3	2:02.038	29.417	27.786	35.000	29.835	212.6
4	2:16.445	29.646	34.477	39.656	32.666	206.2
5	2:19.795	34.718	31.923	46.082	27.072	174.6
6	1:48.165	26.965	23.441	31.125	26.634	211.5
7	1:47.449	26.732	23.211	30.934	26.572	210.5
8	1:47.552	26.741	23.340	30.970	26.501	210.5
9	2:23.009	26.808	23.734	1:05.677	26.790	210.5
10	1:47.986	27.005	23.385	31.041	26.555	209.4
11	1:47.682	26.841	23.327	30.949	26.565	209.4
12	1:47.690	26.963	23.352	30.791	26.584	210.5
13	1:47.548	26.905	23.246	30.839	26.558	210.5
14	1:47.410	26.821	23.225	30.759	26.605	210.5
15	1:47.878	26.864	23.347	30.979	26.688	211.5

48 Gino TRAPPA — ARG
Drivex — Tatuus F4 T -421

Lap	Time	Sector 1	Sector 2	Sector 3	Sector 4	T.Spd
1	2:00.413	36.100	24.915	32.254	27.144	
2	1:48.848	27.092	23.720	31.312	26.724	216.0
3	2:04.400	31.191	28.038	35.015	30.156	209.4
4	2:16.019	29.678	34.809	38.735	32.797	188.3
5	2:16.806	34.448	32.787	42.634	26.937	183.2
6	1:48.817	26.893	23.741	31.069	27.114	217.1
7	1:48.013	26.680	23.567	31.170	26.596	211.5
8	1:47.948	26.788	23.359	31.180	26.621	216.0
9	1:48.206	26.717	23.481	31.474	26.534	219.5
10	1:48.507	26.837	23.730	31.187	26.753	217.1
11	1:48.219	26.894	23.571	31.029	26.725	218.3
12	1:49.240	27.494	24.164	31.053	26.529	214.9
13	1:47.628	26.776	23.403	30.761	26.688	214.9
14	1:48.365	26.856	23.359	31.579	26.571	214.9
15	1:47.669	26.749	23.490	30.780	26.650	216.0

57 Kaiden HIGGINS — ARE
DXR — Tatuus F4 T -421

Lap	Time	Sector 1	Sector 2	Sector 3	Sector 4	T.Spd
1	2:10.099	38.166	24.729	39.995	27.209	
2	2:22.104 **B**	27.599	24.108	31.814	58.583	
3	2:01.015	39.066	23.855	31.302	26.792	
4	1:48.643	27.095	23.698	31.178	26.672	
5	2:09.427	30.003	35.783	36.192	27.449	
6	1:49.159	26.948	24.072	31.412	26.727	
7	1:47.945	26.905	23.471	30.951	26.618	
8	1:48.677	26.939	23.474	31.068	27.196	
9	1:49.993	27.400	23.857	31.921	26.815	
10	1:48.561	27.019	23.880	31.064	26.598	
11	1:49.795	26.937	24.546	31.596	26.716	
12	1:48.239	26.925	23.399	31.099	26.816	
13	1:48.040	27.039	23.406	30.874	26.721	
14	1:48.549	26.943	23.704	31.120	26.782	
15	1:48.479	27.009	23.527	31.139	26.804	

70 Aleksandar BOGUNOVIC — SVN
GRS Team — Tatuus F4 T -421

Lap	Time	Sector 1	Sector 2	Sector 3	Sector 4	T.Spd
1	2:04.000	38.289	25.262	33.578	26.871	
2	1:48.820	26.970	23.728	31.269	26.853	
3	2:07.556	33.120	28.182	34.676	31.578	173.2
4	2:14.605	28.581	34.112	38.682	33.230	193.6
5	2:14.735	35.090	33.767	38.568	27.310	187.4
6	1:48.983	27.547	23.741	31.014	26.681	223.0
7	1:48.038	26.940	23.483	31.014	26.601	219.5
8	1:49.805	27.010	23.665	31.928	27.202	219.5
9	1:48.795	27.236	23.547	31.315	26.697	218.3
10	1:48.180	26.923	23.580	30.960	26.717	217.1
11	1:47.868	26.839	23.475	30.901	26.653	217.1
12	1:48.160	26.887	23.398	31.142	26.733	219.5
13	1:49.020	26.789	23.719	31.391	27.121	218.3
14	1:49.064	27.496	23.674	31.142	26.752	220.6
15	1:48.529	26.949	23.610	31.196	26.774	223.0

71 Daniel DALLAKYAN — ARM
GRS Team — Tatuus F4 T -421

Lap	Time	Sector 1	Sector 2	Sector 3	Sector 4	T.Spd
1	2:07.428	37.609	24.742	37.940	27.137	
2	1:48.886	27.354	23.716	31.147	26.669	213.8
3	2:04.681	30.555	28.668	34.348	31.110	218.3
4	2:14.765	28.845	34.402	38.223	33.295	191.8
5	2:14.529	34.935	34.448	37.780	27.366	168.9
6	1:49.907	27.163	24.324	31.607	26.813	219.5
7	1:49.218	27.382	23.799	31.217	26.820	220.6
8	1:48.895	27.247	23.807	31.047	26.794	219.5
9	1:49.585	27.133	23.629	31.923	26.900	

77 Andrej PETROVIC — SRB
T-Code by Amtog — Tatuus F4 T -421

Lap	Time	Sector 1	Sector 2	Sector 3	Sector 4	T.Spd
1	1:58.990	34.974	24.625	32.074	27.317	
2	1:48.565	27.183	23.642	31.113	26.627	
3	2:03.425	30.483	27.869	35.324	29.749	
4	2:15.487	29.080	35.109	39.319	31.979	202.2
5	2:18.549	34.520	32.747	44.320	26.962	
6	1:48.760	26.727	23.782	31.302	26.949	
7	1:47.356	26.772	23.392	30.720	26.472	
8	1:47.302	26.586	23.307	30.833	26.576	
9	1:49.275	26.760	23.468	32.199	26.848	
10	1:48.795	27.223	23.738	31.277	26.557	
11	1:48.566	26.620	23.541	31.467	26.938	
12	1:49.305	28.138	23.550	31.113	26.504	
13	1:47.731	26.750	23.555	30.875	26.551	
14	1:48.241	26.743	23.469	31.401	26.628	
15	1:47.493	26.522	23.355	30.927	26.689	

78 Alfio SPINA — ITA
TC Racing — Tatuus F4 T -421

Lap	Time	Sector 1	Sector 2	Sector 3	Sector 4	T.Spd
1	1:59.283	35.352	24.584	32.202	27.145	
2	1:48.688	27.117	23.739	31.224	26.608	216.0
3	2:03.581	30.480	28.037	35.320	29.744	217.1
4	2:15.738	29.153	35.236	39.111	32.238	198.3
5	2:18.206	34.373	32.651	44.049	27.133	182.4
6	1:48.683	26.922	23.515	31.432	26.814	217.1

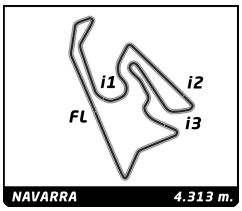

F4Spain
ROUND 2 - NAVARRA
RACE 2

Sector Analysis

__ Invalidated Lap Personal Best Session Best **B** Crossing the pit lane

81 Noah MONTEIRO — PRT
Campos Racing — Tatuus F4 T -421

Lap	Time	Sector 1	Sector 2	Sector 3	Sector 4	T.Spd
7	1:48.221	27.034	23.611	31.032	26.544	210.5
8	1:48.158	26.721	23.777	30.795	26.865	219.5
9	1:48.053	26.711	23.448	31.147	26.747	214.9
10	1:48.734	26.847	23.966	31.218	26.703	224.3
11	1:48.319	26.862	23.573	31.010	26.874	214.9
12	1:47.979	27.059	23.453	30.919	26.548	221.8
13	1:47.674	26.903	23.416	30.819	26.536	219.5
14	1:47.758	26.842	23.399	30.897	26.620	219.5
15	1:47.946	26.836	23.425	31.009	26.676	218.3

88 Santiago BAZTARRICA — ARG
TC Racing — Tatuus F4 T -421

Lap	Time	Sector 1	Sector 2	Sector 3	Sector 4	T.Spd
1	1:55.968	34.172	23.985	31.157	26.654	
2	1:47.705	26.812	23.345	30.980	26.568	
3	2:01.941	29.651	27.949	34.887	29.454	
4	2:16.846	29.934	34.534	39.836	32.542	191.8
5	2:20.235	34.702	31.923	46.520	27.090	
6	1:47.674	26.842	23.346	30.946	26.540	
7	1:47.590	26.601	23.306	31.026	26.657	
8	1:47.499	26.678	23.422	30.699	26.700	
9	1:47.767	27.189	23.347	30.857	26.374	
10	1:47.270	26.644	23.204	30.854	26.568	
11	1:47.437	26.724	23.387	30.808	26.518	
12	1:47.324	26.688	23.217	30.946	26.473	
13	1:47.292	26.595	23.315	30.832	26.550	
14	1:47.366	26.787	23.322	30.822	26.435	
15	1:47.691	26.690	23.423	30.820	26.758	

91 Lorenzo CAMPOS — AGO
Monlau Motorsport — Tatuus F4 T -421

Lap	Time	Sector 1	Sector 2	Sector 3	Sector 4	T.Spd
1	2:00.861	36.462	24.443	32.923	27.033	

99 Thomas STRAUVEN — BEL
Griffin Core — Tatuus F4 T -421

Lap	Time	Sector 1	Sector 2	Sector 3	Sector 4	T.Spd
1	1:53.331	32.424	23.452	30.955	26.500	
2	1:48.299	27.441	23.534	30.892	26.432	212.6
3	2:00.838	28.440	27.235	35.857	29.306	218.3
4	2:16.685	30.502	32.963	40.610	32.610	196.4
5	2:21.207	35.111	30.970	48.291	26.835	167.5
6	1:47.362	26.756	23.325	30.830	26.451	216.0
7	1:46.838	26.606	23.212	30.635	26.385	217.1
8	1:47.162	26.645	23.300	30.788	26.429	217.1
9	1:46.932	26.587	23.294	30.691	26.360	217.1
10	1:46.982	26.591	23.202	30.784	26.405	217.1
11	1:46.988	26.608	23.350	30.677	26.353	216.0
12	1:46.953	26.629	23.234	30.730	26.360	217.1
13	1:46.903	26.649	23.231	30.661	26.362	216.0
14	1:47.059	26.660	23.238	30.812	26.349	214.9
15	1:49.812	26.755	24.210	31.839	27.008	216.0

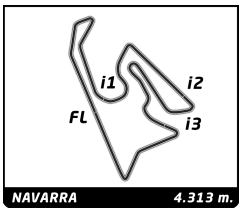

F4Spain
ROUND 2 - NAVARRA
RACE 2

Flag Analysis

	Flag	Time
	GREEN FLAG	12:13:31.591
	YELLOW FLAG AT SECTOR 3	12:16:41.805
	SAFETY CAR	12:17:19.256
	YELLOW FLAG AT SECTOR 1	12:23:05.344
	YELLOW FLAG AT SECTOR 2	12:23:05.476
	YELLOW FLAG AT SECTOR 4	12:23:05.692
	GREEN FLAG	12:23:27.041
	YELLOW FLAG AT SECTOR 3	12:30:17.002
	YELLOW FLAG AT SECTOR 2	12:30:20.615
	GREEN FLAG AT SECTOR 3	12:30:45.338
	GREEN FLAG AT SECTOR 2	12:30:48.185
	YELLOW FLAG AT SECTOR 1	12:35:03.255
	GREEN FLAG AT SECTOR 1	12:35:49.065
	CHEQUERED FLAG	12:41:41.572

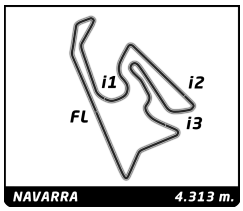

F4Spain
ROUND 2 - NAVARRA
RACE 2

Track Limits Analysis

No	Driver	Team	T.L. Nr	Camera	Lap	Time
1	Hudson SCHWARTZ	KCL MP Motorsport	1	Turn 8	6	12:24:37.358
					Total Infractions:	**1**
4	Ean EYCKMANS	MP Motorsport	1	Turn 2	11	12:33:08.764
					Total Infractions:	**1**
5	Miguel COSTA	Campos Racing	1	Turn 15	2	12:16:56.123
5	Miguel COSTA	Campos Racing	2	Turn 2	3	12:17:29.839
5	Miguel COSTA	Campos Racing	3	Turn 15	9	12:30:46.719
5	Miguel COSTA	Campos Racing	4	Turn 17	9	12:30:59.899
					Total Infractions:	**4**
6	Sacha VAN'T PAD BOSCH	T-Code by Amtog	1	Turn 15	2	12:17:41.394
6	Sacha VAN'T PAD BOSCH	T-Code by Amtog	2	Turn 8	14	12:39:13.705
					Total Infractions:	**2**
9	René LAMMERS	MP Motorsport	1	Turn 15	5	12:23:30.105
9	René LAMMERS	MP Motorsport	2	Turn 2	13	12:36:32.573
					Total Infractions:	**2**
10	Niklas SCHAUFLER	KCL MP Motorsport	1	Turn 8	15	12:40:52.903
					Total Infractions:	**1**
11	Reno FRANCOT	KCL MP Motorsport	1	Turn 8	7	12:26:22.491
11	Reno FRANCOT	KCL MP Motorsport	2	Turn 2	12	12:34:48.973
					Total Infractions:	**2**
17	Nacho TUÑON	Tecnicar by Amtog	1	Turn 15	5	12:23:38.991
					Total Infractions:	**1**
19	Matus RYBA	Griffin Core	1	Turn 2	10	12:31:22.226
					Total Infractions:	**1**
22	Juan COTA	MP Motorsport	1	Turn 15	6	12:25:19.191
22	Juan COTA	MP Motorsport	2	Turn 15	7	12:27:07.059
22	Juan COTA	MP Motorsport	3	Turn 17	8	12:29:08.715
22	Juan COTA	MP Motorsport	4	Turn 8	9	12:29:58.605
					Total Infractions:	**4**
23	Jan PRZYROWSKI	Griffin Core	1	Turn 15	15	12:41:22.681
					Total Infractions:	**1**
24	Kyuho LEE	Rodin Motorsport	1	Turn 15	6	12:25:27.129
24	Kyuho LEE	Rodin Motorsport	2	Turn 15	7	12:27:14.462
24	Kyuho LEE	Rodin Motorsport	3	Turn 8	8	12:28:19.072
24	Kyuho LEE	Rodin Motorsport	4	Turn 15	12	12:36:17.410
					Total Infractions:	**4**
27	Alexander JACOBY	Monlau Motorsport	1	Turn 2	7	12:26:00.439
27	Alexander JACOBY	Monlau Motorsport	2	Turn 15	11	12:34:29.076
27	Alexander JACOBY	Monlau Motorsport	3	Turn 8	13	12:37:21.357
27	Alexander JACOBY	Monlau Motorsport	4	Turn 8	14	12:39:10.432
					Total Infractions:	**4**
32	Wiktor DOBRZANSKI	Tecnicar by Amtog	1	Turn 15	2	12:17:01.596
32	Wiktor DOBRZANSKI	Tecnicar by Amtog	2	Turn 15	6	12:25:27.865
32	Wiktor DOBRZANSKI	Tecnicar by Amtog	3	Turn 15	7	12:27:17.134
32	Wiktor DOBRZANSKI	Tecnicar by Amtog	4	Turn 15	8	12:29:05.309
32	Wiktor DOBRZANSKI	Tecnicar by Amtog	5	Turn 17	9	12:31:09.309
32	Wiktor DOBRZANSKI	Tecnicar by Amtog	6	Turn 15	12	12:36:24.254
					Total Infractions:	**6**
33	Christopher EL FEGHALI	Drivex	1	Turn 15	6	12:25:23.190
33	Christopher EL FEGHALI	Drivex	2	Turn 8	9	12:30:01.349

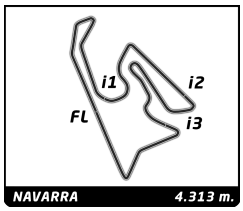

F4Spain
ROUND 2 - NAVARRA
RACE 2

Track Limits Analysis

No	Driver	Team	T.L. Nr	Camera	Lap	Time
33	Christopher EL FEGHALI	Drivex	3	Turn 15	9	12:30:46.719
					Total Infractions:	**3**
37	Filippo FIORENTINO	Drivex	1	Turn 15	9	12:30:50.050
37	Filippo FIORENTINO	Drivex	2	Turn 17	12	12:36:28.985
37	Filippo FIORENTINO	Drivex	3	Turn 15	15	12:41:39.670
					Total Infractions:	**3**
39	Santino PANETTA	TC Racing	1	Turn 15	2	12:16:58.987
39	Santino PANETTA	TC Racing	2	Turn 15	6	12:25:24.399
39	Santino PANETTA	TC Racing	3	Turn 17	6	12:25:37.911
39	Santino PANETTA	TC Racing	4	Turn 2	7	12:25:58.845
					Total Infractions:	**4**
41	Stepan SUSLOV	DXR	1	Turn 17	8	12:29:16.111
41	Stepan SUSLOV	DXR	2	Turn 15	11	12:34:29.076
41	Stepan SUSLOV	DXR	3	Turn 15	12	12:36:18.551
41	Stepan SUSLOV	DXR	4	Turn 15	13	12:38:08.140
					Total Infractions:	**4**
48	Gino TRAPPA	Drivex	1	Turn 8	7	12:26:28.703
					Total Infractions:	**1**
57	Kaiden HIGGINS	DXR	1	Turn 17	5	12:23:53.781
57	Kaiden HIGGINS	DXR	2	Turn 17	6	12:25:43.130
57	Kaiden HIGGINS	DXR	3	Turn 17	10	12:32:58.718
57	Kaiden HIGGINS	DXR	4	Turn 15	13	12:38:11.862
					Total Infractions:	**4**
70	Aleksandar BOGUNOVIC	GRS Team	1	Turn 8	6	12:24:43.493
70	Aleksandar BOGUNOVIC	GRS Team	2	Turn 15	8	12:29:05.309
					Total Infractions:	**2**
71	Daniel DALLAKYAN	GRS Team	1	Turn 8	6	12:24:43.493
71	Daniel DALLAKYAN	GRS Team	2	Turn 15	6	12:25:29.328
71	Daniel DALLAKYAN	GRS Team	3	Turn 15	9	12:30:57.587
71	Daniel DALLAKYAN	GRS Team	4	Turn 2	10	12:31:31.442
					Total Infractions:	**4**
77	Andrej PETROVIC	T-Code by Amtog	1	Turn 15	2	12:16:57.723
77	Andrej PETROVIC	T-Code by Amtog	2	Turn 17	6	12:25:36.379
					Total Infractions:	**2**
78	Alfio SPINA	TC Racing	1	Turn 15	2	12:16:57.723
78	Alfio SPINA	TC Racing	2	Turn 15	8	12:28:59.540
					Total Infractions:	**2**
88	Santiago BAZTARRICA	TC Racing	1	Turn 15	7	12:27:14.462
					Total Infractions:	**1**
91	Lorenzo CAMPOS	Monlau Motorsport	1	Turn 2	2	12:15:44.498
					Total Infractions:	**1**
99	Thomas STRAUVEN	Griffin Core	1	Turn 17	6	12:25:30.844
99	Thomas STRAUVEN	Griffin Core	2	Turn 17	8	12:29:04.840
99	Thomas STRAUVEN	Griffin Core	3	Turn 8	13	12:37:02.310
					Total Infractions:	**3**

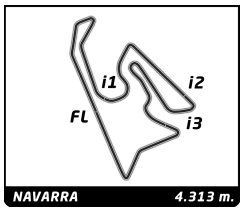

F4Spain
ROUND 2 - NAVARRA
RACE 2

Track Limits Analysis

No	Driver	Team	T.L. Nr	Camera	Lap	Time

TOTAL TRACK LIMITS: **68**

Published at: XX:XX **12:51**

DAPHNE FERNÁNDEZ OD -1537 – ESP/CAT

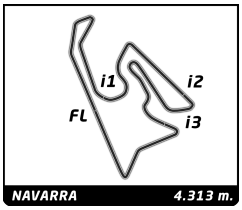

F4Spain
ROUND 2 - NAVARRA
RACE 2

Provisional Race Director Report

Hour	Flag	Message
11:52:59		TRACK TEMPERATURE 29C - AIR TEMPERATURE 18.5C - HUMIDITY 55%
11:54:55		F4 - PIT LANE WILL BE OPEN AT 12.00
11:58:01		FAST LANE OPEN
12:00:01		PIT LANE OPEN
12:05:02		5 MINUTES BOARD - PIT LANE CLOSED
12:05:15		Grid5Mins
12:07:02		Grid3Mins
12:07:04		3 MINUTES BOARD
12:09:00		Grid1Min
12:09:01		1 MINUTE BOARD
12:09:46		Grid15Secs
12:09:46		15 SECONDS BOARD
12:10:01		FormationLap
12:10:03		GREEN FLAG - FORMATION LAP
12:16:07		STARTING PROCEDURE UNDER INVESTIGATION
12:17:10		CAR 91 IN GRAVEL BED AT TURN 9
12:17:19		SafetyCar
12:17:36		CAR 91 IN GRAVEL BED AT TURN 9
12:23:01		SAFETY CAR IN THIS LAP
12:23:02		SAFETY CAR IN THIS LAP
12:24:48		INCIDENT IN T11 UNDER INVESTIGATION
12:28:03		INCIDENT IN T11 WILL BE INVESTIGATED AFTER THE SESSION
12:30:44		CAR 46 STOPPED AT TURN 9
12:34:51		BLACK & ORANGE FLAG CAR 4 - REAR WING
12:35:29		CAR 5 STOPPED AT TURN 3
12:42:54		CARS & DRIVERS #9 #99 #23 #27 #81 #2 #33 PROCEED TO THE SCRUTINEERING BAY INMEDIATELY AFTER SE

Published at: **12:51**

Race Director:
Xavier BONÉ

Timekeeper:
Alberto ESTÉBANEZ

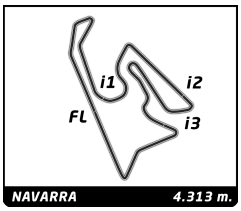

ROUND 2 - NAVARRA

F4Spain

RACE 2

Weather Report

Air Temperature

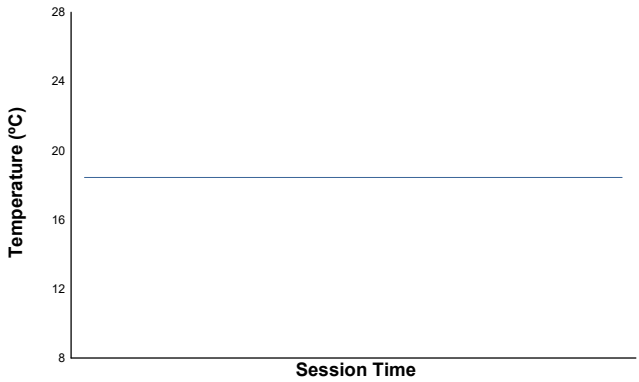

Track Temperature

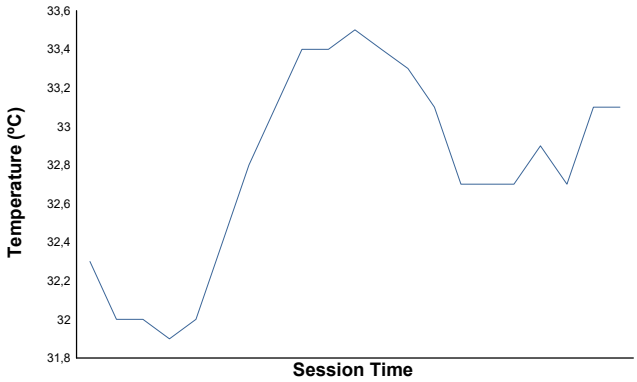

Humidity

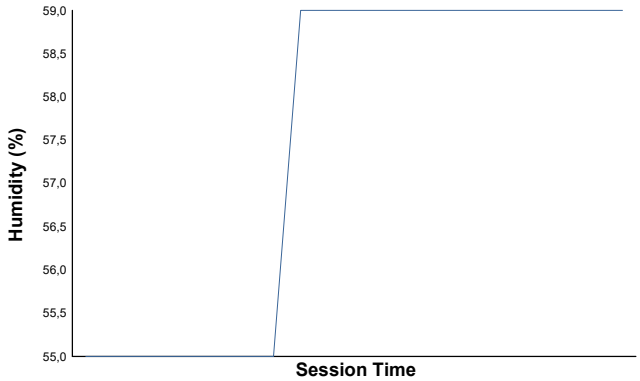

Pressure

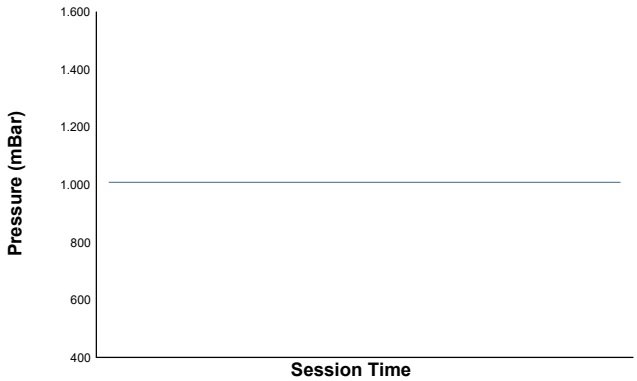

Wind Speed

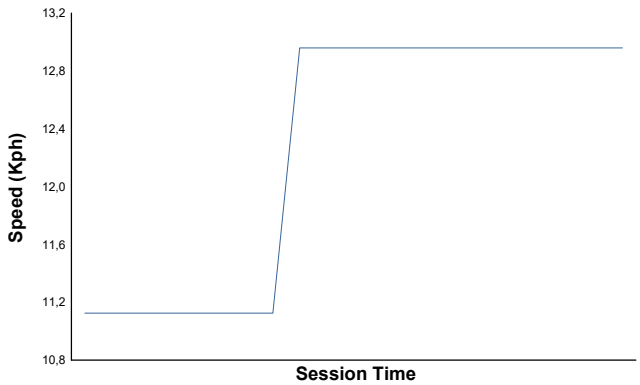

Wind Direction

North=0º/360º East=90º South=180º West=270º

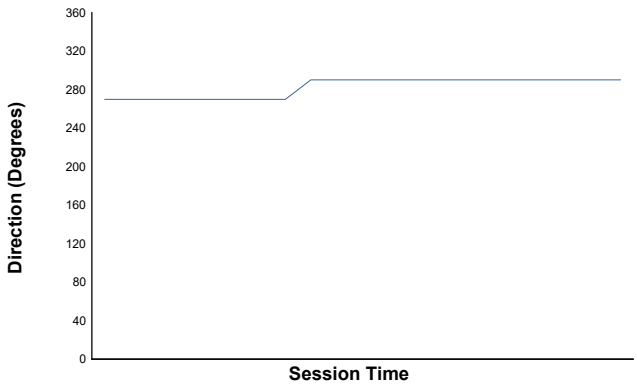

Track Status: **DRY**

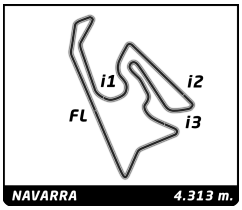

F4Spain
ROUND 2 - NAVARRA
RACE 3 (30 Minutes +1 Lap)

Final Starting Grid

			- 16 -	70	GRS Team	1:47.798 Aleksandar BOGUNOVIC
1:47.661 Daniel DALLAKYAN	GRS Team	71	- 15 -	57	DXR	1:47.596 Kaiden HIGGINS
1:47.533 Santiago BAZTARRICA	TC Racing	88	- 14 -	32	Tecnicar by Amtog	1:47.391 Wiktor DOBRZANSKI
1:47.289 Alexander JACOBY	Monlau Motorsport	27	- 13 -	17	Tecnicar by Amtog	1:47.285 Nacho TUÑON
1:47.185 Kyuho LEE	Rodin Motorsport	24	- 12 -	41	DXR	1:47.119 Stepan SUSLOV
1:47.051 Santino PANETTA	TC Racing	39	- 11 -	91	Monlau Motorsport	1:47.027 Lorenzo CAMPOS
1:46.856 Matus RYBA	Griffin Core	19	- 10 -	78	TC Racing	1:46.801 Alfio SPINA
1:46.799 Gino TRAPPA	Drivex	48	- 9 -	10	KCL MP Motorsport	1:46.758 Niklas SCHAUFLER
1:46.754 Sacha VAN'T PAD BOSCH	T-Code by Amtog	6	- 8 -	37	Drivex	1:46.749 Filippo FIORENTINO
1:46.739 Christopher EL FEGHALI	Drivex	33	- 7 -	25	Monlau Motorsport	1:46.621 Francisco MONARCA
1:46.603 Reno FRANCOT	KCL MP Motorsport	11	- 6 -	5	Campos Racing	1:46.537 Miguel COSTA
1:46.496 Nathan TYE	Rodin Motorsport	46	- 5 -	2	Campos Racing	1:46.414 Vivek KANTHAN
1:46.389 Hudson SCHWARTZ	KCL MP Motorsport	1	- 4 -	81	Campos Racing	1:46.374 Noah MONTEIRO
1:46.300 Andrej PETROVIC	T-Code by Amtog	77	- 3 -	99	Griffin Core	1:46.282 Thomas STRAUVEN
1:46.215 Jan PRZYROWSKI	Griffin Core	23	- 2 -	9	MP Motorsport	1:46.185 René LAMMERS
1:46.170 Ean EYCKMANS	MP Motorsport	4	- 1 -	22	MP Motorsport	1:46.072 Juan COTA

Pole

Published at: 14:15

Stewards

Pedro VILCHES Noelia FRANCO Mario Cordeiro FERNA

Timekeeper:
Alberto ESTÉBANEZ

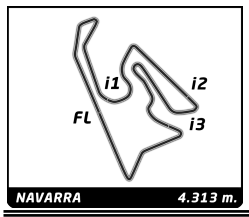

F4Spain
ROUND 2 - NAVARRA
RACE 3 (30 Minutes +1 Lap)
Final Classification

	No	Driver	Nat	Team	Car	Cl.	Laps	Total Time	Gap	Kph	Best Lap Lap	Best Lap Time	Best Lap Kph
1	9	René LAMMERS	NLD	MP Motorsport	Tatuus F4 T -421		16	**31:53.495**	-	129.8	12	**1:47.122**	144.9
2	99	Thomas STRAUVEN	BEL	Griffin Core	Tatuus F4 T -421		16	**31:53.744**	+0.249	129.8	12	**1:46.706**	145.5
3	4	Ean EYCKMANS	BEL	MP Motorsport	Tatuus F4 T -421	R	16	**31:56.570**	+3.075	129.6	14	**1:47.197**	144.8
4	77	Andrej PETROVIC	SRB	T-Code by Amtog	Tatuus F4 T -421		16	**31:56.906**	+3.411	129.6	13	**1:46.974**	145.1
5	23	Jan PRZYROWSKI	POL	Griffin Core	Tatuus F4 T -421		16	**31:58.625**	+5.130	129.5	13	**1:46.928**	145.2
6	11	Reno FRANCOT	NLD	KCL MP Motorsport	Tatuus F4 T -421		16	**32:02.413**	+8.918	129.2	13	**1:47.215**	144.8
7	1	Hudson SCHWARTZ	USA	KCL MP Motorsport	Tatuus F4 T -421		16	**32:03.882**	+10.387	129.1	15	**1:47.463**	144.5
8	2	Vivek KANTHAN	USA	Campos Racing	Tatuus F4 T -421	R	16	**32:11.165**	+17.670	128.6	16	**1:47.456**	144.5
9	10	Niklas SCHAUFLER	AUT	KCL MP Motorsport	Tatuus F4 T -421	R	16	**32:11.698**	+18.203	128.6	16	**1:47.401**	144.6
10	24	Kyuho LEE	KOR	Rodin Motorsport	Tatuus F4 T -421	R	16	**32:13.558**	+20.063	128.5	16	**1:47.764**	144.1
11	6	Sacha VAN'T PAD BOSCH	NLD	T-Code by Amtog	Tatuus F4 T -421	R	16	**32:13.971**	+20.476	128.5	12	**1:47.492**	144.4
12	22	Juan COTA	ESP	MP Motorsport	Tatuus F4 T -421		16	**32:14.179**	+20.684	128.4	16	**1:46.972**	145.1
13	39	Santino PANETTA	ARG	TC Racing	Tatuus F4 T -421	R	16	**32:15.253**	+21.758	128.4	15	**1:48.110**	143.6
14	48	Gino TRAPPA	ARG	Drivex	Tatuus F4 T -421		16	**32:15.748**	+22.253	128.3	12	**1:48.007**	143.8
15	27	Alexander JACOBY	BRA	Monlau Motorsport	Tatuus F4 T -421		16	**32:16.026**	+22.531	128.3	13	**1:47.615**	144.3
16	91	Lorenzo CAMPOS	AGO	Monlau Motorsport	Tatuus F4 T -421	R	16	**32:16.624**	+23.129	128.3	16	**1:48.152**	143.6
17	32	Wiktor DOBRZANSKI	POL	Tecnicar by Amtog	Tatuus F4 T -421		16	**32:18.609**	+25.114	128.1	12	**1:48.351**	143.3
18	57	Kaiden HIGGINS	ARE	DXR	Tatuus F4 T -421	R	16	**32:19.084**	+25.589	128.1	11	**1:48.259**	143.4
19	88	Santiago BAZTARRICA	ARG	TC Racing	Tatuus F4 T -421		16	**32:19.840**	+26.345	128.1	11	**1:48.232**	143.5
20	5	Miguel COSTA	BRA	Campos Racing	Tatuus F4 T -421	R	16	**32:23.345**	+29.850	127.8	16	**1:47.260**	144.8
21	37	Filippo FIORENTINO	BRA	Drivex	Tatuus F4 T -421		16	**32:53.953**	+1:00.458	125.9	14	**1:47.314**	144.7
22	25	Francisco MONARCA	ARG	Monlau Motorsport	Tatuus F4 T -421	R	16	**33:00.769**	+1:07.274	125.4	14	**1:47.616**	144.3
23	70	Aleksandar BOGUNOVIC	SVN	GRS Team	Tatuus F4 T -421	R	14	**29:24.486**	2 Laps	123.2	13	**1:47.835**	144.0
24	33	Christopher EL FEGHALI	LBN	Drivex	Tatuus F4 T -421	R	13	**26:48.728**	3 Laps	125.5	12	**1:48.114**	143.6
		Not classified											
	71	Daniel DALLAKYAN	ARM	GRS Team	Tatuus F4 T -421	R	9	**20:18.576**			7	**1:49.479**	141.8
	41	Stepan SUSLOV	SWE	DXR	Tatuus F4 T -421	R	4	**9:41.296**			2	**2:03.471**	125.8
	81	Noah MONTEIRO	PRT	Campos Racing	Tatuus F4 T -421	R	1	**1:58.269**					
	46	Nathan TYE	GBR	Rodin Motorsport	Tatuus F4 T -421		1	**1:58.346**					
	19	Matus RYBA	SVK	Griffin Core	Tatuus F4 T -421		1	**2:00.939**					
	78	Alfio SPINA	ITA	TC Racing	Tatuus F4 T -421		1	**2:01.221**					
	17	Nacho TUÑON	ESP	Tecnicar by Amtog	Tatuus F4 T -421	R	1	**2:04.616**					

Pole Position:		Juan COTA	**1:46.072**	146.4 Kph
Fastest Lap:	Lap12	Thomas STRAUVEN	**1:46.706**	145.5 Kph

CARS #5 & 22 - TIME PENALTY OF 5 SECONDS - TRACK LIMITS
CAR #5 - TIME PENALTY OF 10 SECONDS - TRACK LIMITS
CAR #25 - DRIVE THROUGHT CONVERTED TO 25 SECOND TIME PENALTY - STEWARDS DECISION Nº21
CAR #22 - TIME PENALTY OF 10 SECONDS - STEWARDS DECISION Nº22

Published at: XX:XX **17:50**

Track Status: **DRY**

Stewards

Pedro VILCHES Noelia FRANCO Mario Cordeiro FERNA

Timekeeper:
Alberto ESTÉBANEZ

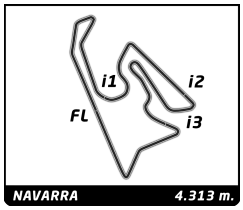

F4Spain
ROUND 2 - NAVARRA
RACE 3 (30 Minutes +1 Lap)

Final Classification by Class

	No	Driver	Nat	Team	Car	Laps	Total Time	Gap	Kph	Best Lap Lap	Best Lap Time	Best Lap Kph
R												
1	4	**Ean EYCKMANS**	BEL	MP Motorsport	Tatuus F4 T -421	16	**31:56.570**		129.6	14	**1:47.197**	144.8
2	2	**Vivek KANTHAN**	USA	Campos Racing	Tatuus F4 T -421	16	**32:11.165**	+14.595	128.6	16	**1:47.456**	144.5
3	10	**Niklas SCHAUFLER**	AUT	KCL MP Motorsport	Tatuus F4 T -421	16	**32:11.698**	+15.128	128.6	16	**1:47.401**	144.6
4	24	**Kyuho LEE**	KOR	Rodin Motorsport	Tatuus F4 T -421	16	**32:13.558**	+16.988	128.5	16	**1:47.764**	144.1
5	6	**Sacha VAN'T PAD BOSCH**	NLD	T-Code by Amtog	Tatuus F4 T -421	16	**32:13.971**	+17.401	128.5	12	**1:47.492**	144.4
6	39	**Santino PANETTA**	ARG	TC Racing	Tatuus F4 T -421	16	**32:15.253**	+18.683	128.4	15	**1:48.110**	143.6
7	91	**Lorenzo CAMPOS**	AGO	Monlau Motorsport	Tatuus F4 T -421	16	**32:16.624**	+20.054	128.3	16	**1:48.152**	143.6
8	57	**Kaiden HIGGINS**	ARE	DXR	Tatuus F4 T -421	16	**32:19.084**	+22.514	128.1	11	**1:48.259**	143.4
9	5	**Miguel COSTA**	BRA	Campos Racing	Tatuus F4 T -421	16	**32:23.345**	+26.775	127.8	16	**1:47.260**	144.8
10	25	**Francisco MONARCA**	ARG	Monlau Motorsport	Tatuus F4 T -421	16	**33:00.769**	+1'04.199	125.4	14	**1:47.616**	144.3
11	70	**Aleksandar BOGUNOVIC**	SVN	GRS Team	Tatuus F4 T -421	14	**29:24.486**	2 Laps	123.2	13	**1:47.835**	144.0
12	33	**Christopher EL FEGHALI**	LBN	Drivex	Tatuus F4 T -421	13	**26:48.728**	3 Laps	125.5	12	**1:48.114**	143.6
	Not classified											
	71	**Daniel DALLAKYAN**	ARM	GRS Team	Tatuus F4 T -421	9	**20:18.576**	7 Laps		7	**1:49.479**	141.8
	41	**Stepan SUSLOV**	SWE	DXR	Tatuus F4 T -421	4	**9:41.296**	12 Laps		2	**2:03.471**	125.8
	81	**Noah MONTEIRO**	PRT	Campos Racing	Tatuus F4 T -421	1	**1:58.269**	15 Laps				
	17	**Nacho TUÑON**	ESP	Tecnicar by Amtog	Tatuus F4 T -421	1	**2:04.616**	15 Laps				

CARS #5 & 22 - TIME PENALTY OF 5 SECONDS - TRACK LIMITS
CAR #5 - TIME PENALTY OF 10 SECONDS - TRACK LIMITS
CAR #25 - DRIVE THROUGHT CONVERTED TO 25 SECOND TIME PENALTY - STEWARDS DECISION Nº21
CAR #22 - TIME PENALTY OF 10 SECONDS - STEWARDS DECISION Nº22

Published at: XX:**17:50**

Track Status: **DRY**

Stewards

Pedro VILCHES Noelia FRANCO Mario Cordeiro FERNA

Timekeeper:
Alberto ESTÉBANEZ

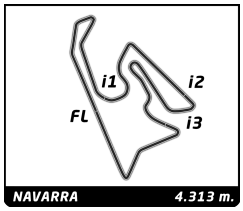

F4Spain
ROUND 2 - NAVARRA
RACE 3

Best Sector Times

Pos	Sector 1 No	Sector 1 Driver	Sector 1 Time	Sector 2 No	Sector 2 Driver	Sector 2 Time	Sector 3 No	Sector 3 Driver	Sector 3 Time	Sector 4 No	Sector 4 Driver	Sector 4 Time	Pos	No	Ideal Lap	Best Lap	
1	99	T.STRAUVEN	26.551	99	T.STRAUVEN	23.190	99	T.STRAUVEN	30.518	99	T.STRAUVEN	26.268	1	99	1:46.527	1:46.706	(1)
2	77	A.PETROVIC	26.585	37	F.FIORENTINO	23.202	4	E.EYCKMANS	30.548	23	J.PRZYROWSKI	26.336	2	23	1:46.771	1:46.928	(2)
3	22	J.COTA	26.600	23	J.PRZYROWSKI	23.209	77	A.PETROVIC	30.565	22	J.COTA	26.383	3	77	1:46.799	1:46.974	(4)
4	23	J.PRZYROWSKI	26.624	77	A.PETROVIC	23.218	11	R.FRANCOT	30.586	77	A.PETROVIC	26.431	4	22	1:46.830	1:46.972	(3)
5	10	N.SCHAUFLER	26.642	9	R.LAMMERS	23.237	9	R.LAMMERS	30.588	5	M.COSTA	26.433	5	9	1:46.969	1:47.122	(5)
6	5	M.COSTA	26.649	22	J.COTA	23.241	23	J.PRZYROWSKI	30.602	9	R.LAMMERS	26.455	6	5	1:47.059	1:47.260	(8)
7	39	S.PANETTA	26.668	11	R.FRANCOT	23.259	22	J.COTA	30.606	37	F.FIORENTINO	26.461	7	11	1:47.103	1:47.215	(7)
8	25	F.MONARCA	26.673	4	E.EYCKMANS	23.268	6	S.VAN'T PAD BOSCH	30.653	10	N.SCHAUFLER	26.505	8	4	1:47.118	1:47.197	(6)
9	2	V.KANTHAN	26.685	5	M.COSTA	23.271	27	A.JACOBY	30.696	24	K.LEE	26.526	9	37	1:47.132	1:47.314	(9)
10	9	R.LAMMERS	26.689	2	V.KANTHAN	23.296	1	H.SCHWARTZ	30.699	27	A.JACOBY	26.533	10	10	1:47.234	1:47.401	(10)
11	11	R.FRANCOT	26.718	1	H.SCHWARTZ	23.309	2	V.KANTHAN	30.703	11	R.FRANCOT	26.540	11	2	1:47.275	1:47.456	(11)
12	4	E.EYCKMANS	26.727	24	K.LEE	23.333	5	M.COSTA	30.706	25	F.MONARCA	26.543	12	1	1:47.348	1:47.463	(12)
13	24	K.LEE	26.739	10	N.SCHAUFLER	23.354	37	F.FIORENTINO	30.713	6	S.VAN'T PAD BOSCH	26.567	13	25	1:47.362	1:47.616	(15)
14	37	F.FIORENTINO	26.756	25	F.MONARCA	23.363	10	N.SCHAUFLER	30.733	1	H.SCHWARTZ	26.570	14	6	1:47.369	1:47.492	(13)
15	88	S.BAZTARRICA	26.764	6	S.VAN'T PAD BOSCH	23.370	25	F.MONARCA	30.783	4	E.EYCKMANS	26.575	15	24	1:47.425	1:47.764	(16)
16	1	H.SCHWARTZ	26.770	27	A.JACOBY	23.439	24	K.LEE	30.827	91	L.CAMPOS	26.578	16	27	1:47.460	1:47.615	(14)
17	6	S.VAN'T PAD BOSCH	26.779	71	D.DALLAKYAN	23.440	33	C.EL FEGHALI	30.881	70	A.BOGUNOVIC	26.582	17	39	1:47.747	1:48.110	(19)
18	27	A.JACOBY	26.792	70	A.BOGUNOVIC	23.442	57	K.HIGGINS	30.911	2	V.KANTHAN	26.591	18	70	1:47.800	1:47.835	(17)
19	48	G.TRAPPA	26.798	48	G.TRAPPA	23.445	70	A.BOGUNOVIC	30.913	32	W.DOBRZANSKI	26.640	19	48	1:47.881	1:48.007	(18)
20	91	L.CAMPOS	26.820	39	S.PANETTA	23.457	39	S.PANETTA	30.952	39	S.PANETTA	26.670	20	91	1:47.922	1:48.152	(21)
21	70	A.BOGUNOVIC	26.863	32	W.DOBRZANSKI	23.473	48	G.TRAPPA	30.957	48	G.TRAPPA	26.681	21	32	1:47.956	1:48.351	(24)
22	32	W.DOBRZANSKI	26.883	91	L.CAMPOS	23.482	32	W.DOBRZANSKI	30.960	33	C.EL FEGHALI	26.690	22	57	1:48.008	1:48.259	(23)
23	57	K.HIGGINS	26.889	57	K.HIGGINS	23.504	88	S.BAZTARRICA	31.035	88	S.BAZTARRICA	26.690	23	88	1:48.042	1:48.232	(22)
24	33	C.EL FEGHALI	26.966	33	C.EL FEGHALI	23.525	91	L.CAMPOS	31.042	57	K.HIGGINS	26.704	24	33	1:48.062	1:48.114	(20)
25	71	D.DALLAKYAN	26.996	88	S.BAZTARRICA	23.553	71	D.DALLAKYAN	31.185	71	D.DALLAKYAN	26.881	25	71	1:48.502	1:49.479	(25)
26	41	S.SUSLOV	28.977	81	N.MONTEIRO	24.317	46	N.TYE	32.208	41	S.SUSLOV	27.087	26	41	1:53.781	2:03.471	(26)
27	19	M.RYBA	29.225	46	N.TYE	24.509	19	M.RYBA	32.259	78	A.SPINA	27.283	27	19	1:53.928		
28	78	A.SPINA	33.943	19	M.RYBA	24.861	81	N.MONTEIRO	32.326	46	N.TYE	27.303	28	78	1:58.725		

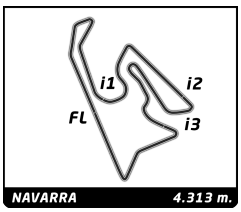

F4Spain
ROUND 2 - NAVARRA
RACE 3

Best Top Speed

No	Driver	Team	Class	Top 1 Kph	Top 1 Lap	Top 2 Kph	Top 2 Lap	Top 3 Kph	Top 3 Lap	Top 4 Kph	Top 4 Lap	Top 5 Kph	Top 5 Lap	Avg
32	Wiktor DOBRZANSKI	Tecnicar by Amtog		**226.7**	9	224.3	13	221.8	11	221.8	7	219.5	14	222,8
71	Daniel DALLAKYAN	GRS Team	R	**223.0**	2	223.0	6	221.8	7	214.9	8	174.6	5	211,5
2	Vivek KANTHAN	Campos Racing	R	**221.8**	12	219.5	13	219.5	8	218.3	11	217.1	15	219,2
5	Miguel COSTA	Campos Racing	R	**221.8**	13	221.8	12	221.8	9	219.5	7	219.5	6	220,9
70	Aleksandar BOGUNOVIC	GRS Team	R	**221.8**	2	220.6	12	218.3	14	218.3	10	216.0	9	219,0
10	Niklas SCHAUFLER	KCL MP Motorsport	R	**220.6**	12	219.5	8	218.3	13	218.3	11	217.1	16	218,8
23	Jan PRZYROWSKI	Griffin Core		**220.6**	7	219.5	16	219.5	8	217.1	10	217.1	2	218,8
24	Kyuho LEE	Rodin Motorsport	R	**220.6**	9	219.5	11	219.5	10	219.5	7	219.5	2	219,7
99	Thomas STRAUVEN	Griffin Core		**220.6**	6	219.5	13	218.3	16	218.3	12	217.1	10	218,8
1	Hudson SCHWARTZ	KCL MP Motorsport		**219.5**	2	218.3	13	218.3	12	218.3	11	217.1	15	218,3
6	Sacha VAN'T PAD BOSCH	T-Code by Amtog	R	**219.5**	14	219.5	10	219.5	9	219.5	2	218.3	13	219,3
11	Reno FRANCOT	KCL MP Motorsport		**219.5**	8	219.5	6	218.3	11	218.3	7	217.1	16	218,5
48	Gino TRAPPA	Drivex		**219.5**	13	218.3	15	217.1	12	217.1	10	217.1	7	217,8
77	Andrej PETROVIC	T-Code by Amtog		**219.5**	13	172.4	5	133.7	4					175,2
9	René LAMMERS	MP Motorsport		**218.3**	8	217.1	14	217.1	11	217.1	9	217.1	7	217,3
39	Santino PANETTA	TC Racing	R	**218.3**	7	217.1	11	212.6	15	212.6	10	211.5	14	214,4
88	Santiago BAZTARRICA	TC Racing		**218.3**	16	218.3	15	218.3	8	217.1	12	217.1	9	217,8
4	Ean EYCKMANS	MP Motorsport	R	**217.1**	12	217.1	9	216.0	16	216.0	14	216.0	11	216,4
22	Juan COTA	MP Motorsport		**217.1**	10	216.0	16	216.0	14	216.0	12	216.0	11	216,2
37	Filippo FIORENTINO	Drivex		**217.1**	9	217.1	2	216.0	8	214.9	10	214.9	7	216,0
41	Stepan SUSLOV	DXR	R	**217.1**	2	191.8	3	168.9	4					192,6
91	Lorenzo CAMPOS	Monlau Motorsport	R	**217.1**	6	216.0	15	216.0	13	216.0	12	216.0	10	216,2
33	Christopher EL FEGHALI	Drivex	R	**216.0**	6	214.9	9	213.8	13	213.8	11	213.8	8	214,5
17	Nacho TUÑON	Tecnicar by Amtog	R											
19	Matus RYBA	Griffin Core												
25	Francisco MONARCA	Monlau Motorsport	R											
27	Alexander JACOBY	Monlau Motorsport												
46	Nathan TYE	Rodin Motorsport												
57	Kaiden HIGGINS	DXR	R											
78	Alfio SPINA	TC Racing												
81	Noah MONTEIRO	Campos Racing	R											

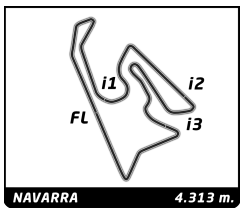

F4Spain
ROUND 2 - NAVARRA
RACE 3

Lap Chart

No	Pos	Grid	Lap 1	2	3	4	5	6	7	8	9	10	11	12	13	14	15	16
22	**1**	22	4	4	4	4	4	4	4	9	9	9	9	9	9	9	9	9
4	**2**	4	9	9	9	9	9	9	9	4	4	4	4	4	99	99	99	99
9	**3**	9	22	22	22	22	22	22	99	99	99	99	99	99	4	4	4	4
23	**4**	23	77	77	77	77	77	77	22	77	77	77	77	77	77	77	77	77
99	**5**	99	23	23	23	23	23	99	77	22	23	23	23	23	23	23	23	23
77	**6**	77	1	1	1	1	1	23	23	23	22	22	22	22	22	22	22	22
81	**7**	81	99	99	99	99	99	1	1	1	1	11	11	11	11	11	11	11
1	**8**	1	81	11	11	11	11	11	11	11	11	1	1	1	1	1	1	1
2	**9**	2	46	2	2	2	2	33	33	33	33	33	33	33	5	5	5	5
46	**10**	46	11	33	33	33	33	2	2	2	10	5	5	5	2	2	2	2
5	**11**	5	2	10	10	10	10	10	10	10	5	2	2	2	10	10	10	10
11	**12**	11	5	25	25	25	25	25	5	5	2	10	10	10	33	24	24	24
25	**13**	25	33	5	5	5	5	5	25	25	39	39	24	24	24	6	6	6
33	**14**	33	37	6	6	6	6	39	39	39	24	24	39	39	39	39	39	39
37	**15**	37	10	24	24	24	24	6	24	24	37	48	48	48	6	48	48	48
6	**16**	6	25	39	39	39	39	24	91	91	25	91	6	6	48	27	27	27
10	**17**	10	6	27	27	27	70	91	37	37	91	6	91	27	27	91	91	91
48	**18**	48	19	41	41	41	91	37	71	48	48	32	27	91	91	32	32	32
78	**19**	78	78	71	71	71	71	71	48	6	6	27	32	32	32	57	57	57
19	**20**	19	48	57	57	57	32	48	6	32	32	57	57	57	57	88	88	88
91	**21**	91	39	88	88	88	37	32	32	27	27	88	88	88	88	25	25	25
39	**22**	39	27	70	70	70	57	57	57	57	57	25	25	25	25	37	37	37
41	**23**	41	24	91	91	91	48	88	88	88	88	37	37	37	37	70		
24	**24**	24	88	32	32	32	88	27	27	71	71	70	70	70	70			
17	**25**	17	41	37	37	37	27	70	70	70	70							
27	**26**	27	71	48	48	48												
32	**27**	32	70															
88	**28**	88	57															
57	**29**	57	32															
71	**30**	71	91															
70	**31**	70	17															

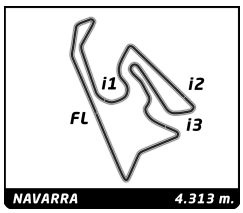

F4Spain
ROUND 2 - NAVARRA
RACE 3

Fastest Lap Sequence

Elapsed	No	Driver	Team	Car	Class	Time	Kph	Lap
3:54.265	4	Ean EYCKMANS	MP Motorsport	Tatuus F4 T -421	R	**2:00.040**	129.3	2
13:59.633	4	Ean EYCKMANS	MP Motorsport	Tatuus F4 T -421	R	**1:48.390**	143.2	6
15:47.319	4	Ean EYCKMANS	MP Motorsport	Tatuus F4 T -421	R	**1:47.686**	144.2	7
15:47.665	9	René LAMMERS	MP Motorsport	Tatuus F4 T -421		**1:47.586**	144.3	7
17:35.145	9	René LAMMERS	MP Motorsport	Tatuus F4 T -421		**1:47.480**	144.5	8
19:22.540	9	René LAMMERS	MP Motorsport	Tatuus F4 T -421		**1:47.395**	144.6	9
19:24.994	99	Thomas STRAUVEN	Griffin Core	Tatuus F4 T -421		**1:47.152**	144.9	9
21:12.011	99	Thomas STRAUVEN	Griffin Core	Tatuus F4 T -421		**1:47.017**	145.1	10
24:45.816	99	Thomas STRAUVEN	Griffin Core	Tatuus F4 T -421		**1:46.706**	145.5	12

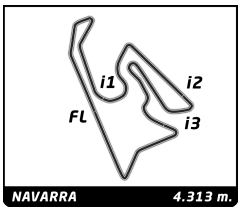

F4Spain
ROUND 2 - NAVARRA
RACE 3

Analysis by lap

Lapped

Lap 1

No	Lap Time	Gap
4	1:54.225	0.000
9	1:54.786	0.561
22	1:55.420	1.195
77	1:55.839	1.614
23	1:56.409	2.184
1	1:56.799	2.574
99	1:57.332	3.107
81	1:58.269	4.044
46	1:58.346	4.121
11	1:58.593	4.368
2	1:58.745	4.520
5	1:59.071	4.846
33	1:59.258	5.033
37	1:59.503	5.278
10	2:00.527	6.302
25	2:00.629	6.404
6	2:00.806	6.581
19	2:00.939	6.714
78	2:01.221	6.996
48	2:01.226	7.001
39	2:01.731	7.506
27	2:01.801	7.576
24	2:02.081	7.856
88	2:02.151	7.926
41	2:02.602	8.377
71	2:03.183	8.958
70	2:03.260	9.035
57	2:03.452	9.227
32	2:04.144	9.919
91	2:04.190	9.965
17	2:04.616	10.391

Lap 2

No	Lap Time	Gap
4	2:00.040	
9	2:00.094	0.615
22	2:00.202	1.357
77	2:00.498	2.072
23	2:00.544	2.688
1	2:01.115	3.649
99	2:01.054	4.121
11	2:00.690	5.018
2	2:01.217	5.697
33	2:01.211	6.204
10	2:00.284	6.546
25	2:00.781	7.145
5	2:03.031	7.837
6	2:02.465	9.006
24	2:01.974	9.790
39	2:03.483	10.949
27	2:03.806	11.342
41	2:03.471	11.808
71	2:03.605	12.523
57	2:04.002	13.189
88	2:06.360	14.246
70	2:05.535	14.530
91	2:05.078	15.003
32	2:05.519	15.398
37	2:11.430	16.668
48	2:10.923	17.884

Lap 3

No	Lap Time	Gap
4	2:52.817	
9	2:52.764	0.562
22	2:52.668	1.208
77	2:52.926	2.181
23	2:52.691	2.562
1	2:52.583	3.415
99	2:52.564	3.868
11	2:52.652	4.853
2	2:52.917	5.797
33	2:53.535	6.922
10	2:53.731	7.460
25	2:54.022	8.350
5	2:53.650	8.670
6	2:53.501	9.690
24	2:53.496	10.469
39	2:53.758	11.890
27	2:54.007	12.532
41	2:53.818	12.809
71	2:54.503	14.209
57	2:54.613	14.985
88	2:54.644	16.073
70	2:55.638	17.351
91	2:56.145	18.331
32	2:56.053	18.634
37	2:55.781	19.632
48	2:55.609	20.676

Lap 4

No	Lap Time	Gap
4	2:43.516	
9	2:43.634	0.680
22	2:43.606	1.298
77	2:43.447	2.112
23	2:43.357	2.403
1	2:43.009	2.908
99	2:43.006	3.358
11	2:42.457	3.794
2	2:42.428	4.709
33	2:42.011	5.417
10	2:41.799	5.743
25	2:41.796	6.630
5	2:42.029	7.183
6	2:41.762	7.936
24	2:42.023	8.976
39	2:41.605	9.979
27	2:41.416	10.432
41	2:41.405	10.698
71	2:41.500	12.193
57	2:41.333	12.802
88	2:41.280	13.837
70	2:41.503	15.338
91	2:40.898	15.713
32	2:41.116	16.234
37	2:41.027	17.143
48	2:40.595	17.755

Lap 5

No	Lap Time	Gap
4	2:40.645	
9	2:40.255	0.290
22	2:40.335	0.988
77	2:39.678	1.145
23	2:39.922	1.680
1	2:39.495	1.758
99	2:39.301	2.014
11	2:39.169	2.318
2	2:38.758	2.822
33	2:38.404	3.176
10	2:38.315	3.413
25	2:37.662	3.647
5	2:37.548	4.086
6	2:37.291	4.582
24	2:36.702	5.033
39	2:36.031	5.365
70	2:32.455	7.148
91	2:32.323	7.391
71	2:35.920	7.468
32	2:32.427	8.016
37	2:31.620	8.118
57	2:36.584	8.741
48	2:31.632	8.742
88	2:35.935	9.127
27	2:42.202	11.989

Lap 6

No	Lap Time	Gap
4	1:48.390	
9	1:48.546	0.446
22	1:48.983	1.581
77	1:49.210	1.965
99	1:48.627	2.251
23	1:49.565	2.855
1	1:50.191	3.559
11	1:50.144	4.072
33	1:50.421	5.207
2	1:50.929	5.361
10	1:50.536	5.559
25	1:50.483	5.740
5	1:50.104	5.800
39	1:49.762	6.737
6	1:50.616	6.808
24	1:50.389	7.032
91	1:48.672	7.673
37	1:49.275	9.003
71	1:50.358	9.436
48	1:49.780	10.132
32	1:51.061	10.687
57	1:52.211	12.562
88	1:52.245	12.982
27	1:50.292	13.891
70	2:29.603	48.361

Lap 7

No	Lap Time	Gap
4	1:47.686	
9	1:47.586	0.346
99	1:48.124	2.689
22	1:48.885	2.780
77	1:48.504	2.783
23	1:47.965	3.134
1	1:48.131	4.004
11	1:48.001	4.387
33	1:48.687	6.208
2	1:48.897	6.572
10	1:48.976	6.849
5	1:49.521	7.635
25	1:49.590	7.644
39	1:48.987	8.038
24	1:49.575	8.921
91	1:49.434	9.421
37	1:48.645	9.962
71	1:49.479	11.229
48	1:48.815	11.261
6	1:52.218	11.340
32	1:48.656	11.657
57	1:49.128	14.004
88	1:49.138	14.434
27	1:48.479	14.684
70	1:54.313	54.988

Lap 8

No	Lap Time	Gap
9	1:47.480	
4	1:48.265	0.439
99	1:47.834	2.697
77	1:48.959	3.916
22	1:49.789	4.743
23	1:49.521	4.829
1	1:49.080	5.258
11	1:48.804	5.365
33	1:48.658	7.040
2	1:48.729	7.475
10	1:48.854	7.877
5	1:48.825	8.634
25	1:49.164	8.982
39	1:49.154	9.366
24	1:48.641	9.736
91	1:48.542	10.137
37	1:48.400	10.536
48	1:48.471	11.906
6	1:48.816	12.330
32	1:48.994	12.825
27	1:48.388	15.246
57	1:49.493	15.671
88	1:49.268	15.876
71	2:24.919	48.322
70	1:48.726	55.888

Lap 9

No	Lap Time	Gap
9	1:47.395	
4	1:47.624	0.668
99	1:47.152	2.454
77	1:47.439	3.960
23	1:48.738	6.172
22	1:49.388	6.736
1	1:49.342	7.205
11	1:49.352	7.322
33	1:50.146	9.791
10	1:49.457	9.939
5	1:49.020	10.259
2	1:50.213	10.293
39	1:48.566	10.537
24	1:48.609	10.950
37	1:48.691	11.832
25	1:50.769	12.356
91	1:49.757	12.499
48	1:48.509	13.020
6	1:48.443	13.378
32	1:49.472	14.902
27	1:48.044	15.895
57	1:48.799	17.075
88	1:49.144	17.625
71	1:55.109	56.036
70	1:48.360	56.853

Lap 10

No	Lap Time	Gap
9	1:47.137	
4	1:47.368	0.899
99	1:47.017	2.334
77	1:47.123	3.946
23	1:47.324	6.359
22	1:47.570	7.169
11	1:48.003	8.188
1	1:48.722	8.790
33	1:49.416	12.070
5	1:49.449	12.571
2	1:49.853	13.009
10	1:50.484	13.286
39	1:50.124	13.524
24	1:50.081	13.894
48	1:49.100	14.983
91	1:50.008	15.370
6	1:49.476	15.717
32	1:48.594	16.359
27	1:47.928	16.686
57	1:48.145	18.083
88	1:48.341	18.829
25	2:07.067	32.286
37	2:27.626	52.321
70	1:48.121	57.837

Lap 11

No	Lap Time	Gap
9	1:47.292	

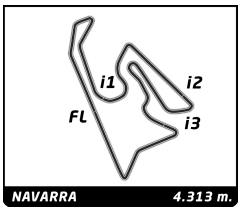

F4Spain
ROUND 2 - NAVARRA
RACE 3

Analysis by lap

Lapped

No	Lap Time	Gap
4	1:47.393	1.000
99	1:47.099	2.141
77	1:47.021	3.675
23	1:47.233	6.300
22	1:47.321	7.198
11	1:47.388	8.284
1	1:47.630	9.128
33	1:48.122	12.900
5	1:47.918	13.197
2	1:48.370	14.087
10	1:48.486	14.480
24	1:48.378	14.980
39	1:49.156	15.388
48	1:48.154	15.845
6	1:48.432	16.857
91	1:49.213	17.291
27	1:48.291	17.685
32	1:49.581	18.648
57	1:48.259	19.050
88	1:48.232	19.769
25	1:53.547	38.541
37	1:53.993	59.022
70	1:48.784	59.329

Lap 12

No	Lap Time	Gap
9	1:47.122	
4	1:47.401	1.279
99	1:46.706	1.725
77	1:47.051	3.604
23	1:47.081	6.259
22	1:47.239	7.315
11	1:47.337	8.499
1	1:47.685	9.691
33	1:48.114	13.892
5	1:48.130	14.205
2	1:47.605	14.570
10	1:47.633	14.991
24	1:47.913	15.771
39	1:48.129	16.395
48	1:48.007	16.730
6	1:47.492	17.227
27	1:48.039	18.602
91	1:48.632	18.801
32	1:48.351	19.877
57	1:48.460	20.388
88	1:48.609	21.256
25	1:48.818	40.237
37	1:47.771	59.671
70	1:48.030	1:00.237

Lap 13

No	Lap Time	Gap
9	1:47.146	
99	1:46.918	1.497
4	1:48.012	2.145
77	1:46.974	3.432
23	1:46.928	6.041
22	1:46.925	7.094
11	1:47.215	8.568
1	1:47.504	10.049
5	1:48.140	15.199
2	1:49.748	17.172
10	1:49.456	17.301
33	1:50.745	17.491
24	1:49.806	18.431
39	1:49.347	18.596
6	1:48.545	18.626
48	1:49.142	18.726
27	1:47.615	19.071
91	1:48.538	20.193
32	1:49.320	22.051
57	1:49.175	22.417
88	1:48.680	22.790
25	1:48.132	41.223
37	1:47.805	1:00.330
70	1:47.835	1:00.926

Lap 14

No	Lap Time	Gap
9	1:47.280	
99	1:46.713	0.930
4	1:47.197	2.062
77	1:46.991	3.143
23	1:47.002	5.763
22	1:46.841	6.655
11	1:47.298	8.586
1	1:47.660	10.429
5	1:47.304	15.223
2	1:47.761	17.653
10	1:48.088	18.109
24	1:48.338	19.489
6	1:48.626	19.972
39	1:49.196	20.512
48	1:49.440	20.886
27	1:49.386	21.177
91	1:48.590	21.503
32	1:48.471	23.242
57	1:48.707	23.844
88	1:48.923	24.433
25	1:47.616	41.559
37	1:47.314	1:00.364
70	1:52.323	1:05.969

Lap 15

No	Lap Time	Gap
9	1:47.292	
99	1:46.723	0.361
4	1:47.354	2.124
77	1:47.170	3.021
23	1:47.207	5.678
22	1:47.035	6.398
11	1:47.536	8.830
1	1:47.463	10.600
5	1:47.345	15.276
2	1:47.539	17.900
10	1:47.671	18.488
24	1:47.788	19.985
6	1:47.730	20.410
39	1:48.110	21.330
48	1:48.281	21.875
27	1:48.303	22.188
91	1:48.452	22.663
32	1:48.392	24.342
57	1:48.339	24.891
88	1:48.371	25.512
25	1:47.935	42.202
37	1:47.436	1:00.508

Lap 16

No	Lap Time	Gap
9	1:47.686	
99	1:47.574	0.249
4	1:48.637	3.075
77	1:48.076	3.411
23	1:47.138	5.130
22	1:46.972	5.684
11	1:47.774	8.918
1	1:47.473	10.387
5	1:47.260	14.850
2	1:47.456	17.670
10	1:47.401	18.203
24	1:47.764	20.063
6	1:47.752	20.476
39	1:48.114	21.758
48	1:48.064	22.253
27	1:48.029	22.531
91	1:48.152	23.129
32	1:48.458	25.114
57	1:48.384	25.589
88	1:48.519	26.345
25	1:47.758	42.274
37	1:47.636	1:00.458

No	Lap Time	Gap	No	Lap Time	Gap

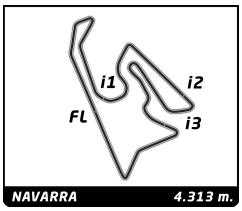

F4Spain
ROUND 2 - NAVARRA
RACE 3

Sector Analysis

__ Invalidated Lap Personal Best Session Best **B** Crossing the pit lane

1 Hudson SCHWARTZ — USA
KCL MP Motorsport — Tatuus F4 T -421

Lap	Time	Sector 1	Sector 2	Sector 3	Sector 4	T.Spd
1	1:56.799	33.846	24.382	31.769	26.802	
2	2:01.115	26.855	23.477	38.915	31.868	219.5
3	2:52.583	59.454	38.366	40.640	34.123	201.2
4	2:43.009	53.848	34.550	40.806	33.805	180.8
5	2:39.495	41.440	35.341	46.977	35.737	181.6
6	1:50.191	27.690	24.353	31.327	26.821	213.8
7	1:48.131	26.805	23.460	31.022	26.844	217.1
8	1:49.080	26.998	23.642	31.222	27.218	217.1
9	1:49.342	27.210	23.793	31.408	26.931	217.1
10	1:48.722	27.472	23.600	31.002	26.648	213.8
11	1:47.630	26.808	23.310	30.763	26.749	218.3
12	1:47.685	26.772	23.309	30.872	26.732	218.3
13	1:47.504	26.777	23.324	30.831	26.572	218.3
14	1:47.660	26.774	23.320	30.946	26.620	217.1
15	1:47.463	26.770	23.329	30.794	26.570	217.1
16	1:47.473	26.891	23.312	30.699	26.571	216.0

2 Vivek KANTHAN — USA
Campos Racing — Tatuus F4 T -421

Lap	Time	Sector 1	Sector 2	Sector 3	Sector 4	T.Spd
1	1:58.745	34.795	24.501	32.278	27.171	
2	2:01.217	27.856	23.633	37.778	31.950	214.9
3	2:52.917	59.540	39.469	39.888	34.020	188.3
4	2:42.428	54.252	34.644	40.704	32.828	149.2
5	2:38.758	41.693	35.806	45.848	35.411	159.1
6	1:50.929	27.134	24.093	31.967	27.735	217.1
7	1:48.897	27.137	23.663	31.278	26.819	217.1
8	1:48.729	27.192	23.801	30.995	26.741	219.5
9	1:50.213	26.908	23.790	32.231	27.284	217.1
10	1:49.853	27.113	23.867	32.044	26.829	211.5
11	1:48.370	26.864	23.425	31.445	26.636	218.3
12	1:47.605	26.685	23.342	30.942	26.636	221.8
13	1:49.748	26.986	24.172	31.512	27.078	219.5
14	1:47.761	27.014	23.453	30.703	26.591	213.8
15	1:47.539	26.837	23.374	30.718	26.610	217.1
16	1:47.456	26.761	23.296	30.779	26.620	213.8

4 Ean EYCKMANS — BEL
MP Motorsport — Tatuus F4 T -421

Lap	Time	Sector 1	Sector 2	Sector 3	Sector 4	T.Spd
1	1:54.225	32.715	23.636	31.006	26.868	
2	2:00.040	27.095	23.372	38.048	31.525	212.6
3	2:52.817	59.118	37.891	41.697	34.111	179.2
4	2:43.516	54.115	34.446	41.058	33.897	132.0
5	2:40.645	41.655	33.654	49.393	35.943	154.3
6	1:48.390	27.184	23.513	30.877	26.816	213.8
7	1:47.686	26.961	23.325	30.693	26.707	213.8
8	1:48.265	26.987	23.353	31.218	26.707	213.8
9	1:47.624	26.828	23.466	30.684	26.646	217.1
10	1:47.368	26.795	23.339	30.659	26.575	216.0
11	1:47.393	26.831	23.337	30.607	26.618	216.0
12	1:47.401	26.826	23.346	30.548	26.681	217.1
13	1:48.012	26.730	23.382	31.261	26.639	214.9
14	1:47.197	26.727	23.289	30.577	26.604	216.0
15	1:47.354	26.851	23.268	30.631	26.604	214.9
16	1:48.637	27.096	23.395	30.690	27.456	216.0

5 Miguel COSTA — BRA
Campos Racing — Tatuus F4 T -421

Lap	Time	Sector 1	Sector 2	Sector 3	Sector 4	T.Spd
1	1:59.071	34.810	24.621	32.385	27.255	
2	2:03.031	29.818	23.810	38.089	31.314	216.0
3	2:53.650	1:00.469	40.194	38.898	34.089	160.3
4	2:42.029	53.992	35.674	40.047	32.316	152.6
5	2:37.548	41.299	37.128	44.584	34.537	154.3
6	1:50.104	27.116	24.032	31.908	27.048	219.5
7	1:49.521	27.229	23.905	31.579	26.808	219.5
8	1:48.825	27.254	23.534	31.337	26.700	216.0
9	1:49.020	26.649	23.609	31.720	27.042	221.8
10	1:49.449	27.427	23.718	31.570	26.734	211.5
11	1:47.918	26.774	23.456	31.088	26.600	217.1
12	1:48.130	26.926	23.555	30.956	26.693	221.8
13	1:48.140	27.079	23.703	30.818	26.540	221.8
14	1:47.304	26.784	23.336	30.706	26.478	217.1
15	1:47.345	26.698	23.278	30.897	26.472	216.0
16	1:47.260	26.804	23.271	30.752	26.433	218.3

6 Sacha VAN'T PAD BOSCH — NLD
T-Code by Amtog — Tatuus F4 T -421

Lap	Time	Sector 1	Sector 2	Sector 3	Sector 4	T.Spd
1	2:00.806	36.012	25.033	32.175	27.586	
2	2:02.465	28.301	23.992	38.308	31.864	219.5
3	2:53.501	1:00.144	39.913	39.049	34.395	183.2
4	2:41.762	53.541	36.001	39.756	32.464	149.2
5	2:37.291	41.078	36.979	44.777	34.457	158.5
6	1:50.616	27.128	23.849	31.954	27.685	217.1
7	1:52.218	27.572	24.550	32.329	27.767	214.9
8	1:48.816	27.323	23.533	31.165	26.795	218.3
9	1:48.443	26.914	23.575	31.155	26.799	219.5
10	1:49.476	26.970	23.768	31.589	27.149	219.5
11	1:48.432	27.253	23.574	31.038	26.567	218.3
12	1:47.492	26.796	23.370	30.653	26.673	213.8
13	1:48.545	26.842	23.384	31.154	27.165	218.3
14	1:48.626	27.285	23.597	31.112	26.632	219.5
15	1:47.730	26.779	23.379	30.971	26.601	217.1
16	1:47.752	26.807	23.603	30.737	26.605	217.1

9 René LAMMERS — NLD
MP Motorsport — Tatuus F4 T -421

Lap	Time	Sector 1	Sector 2	Sector 3	Sector 4	T.Spd
1	1:54.786	32.897	23.870	31.250	26.769	
2	2:00.094	26.949	23.433	38.260	31.452	216.0
3	2:52.764	59.223	37.848	41.745	33.948	164.8
4	2:43.634	54.202	34.561	40.846	34.025	138.6
5	2:40.255	41.515	33.956	48.930	35.854	161.6
6	1:48.546	27.179	23.620	30.912	26.835	217.1
7	1:47.586	26.802	23.401	30.774	26.609	217.1
8	1:47.480	26.875	23.382	30.679	26.544	218.3
9	1:47.395	26.735	23.356	30.790	26.514	217.1
10	1:47.137	26.749	23.310	30.623	26.455	214.9
11	1:47.292	26.819	23.277	30.666	26.530	217.1
12	1:47.122	26.691	23.237	30.702	26.492	214.9
13	1:47.146	26.689	23.314	30.669	26.474	216.0
14	1:47.280	26.749	23.289	30.644	26.598	217.1
15	1:47.292	26.775	23.276	30.716	26.525	214.9
16	1:47.686	26.812	23.321	30.588	26.965	214.9

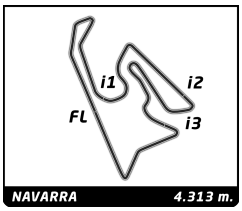

F4Spain
ROUND 2 - NAVARRA
RACE 3

Sector Analysis

__ Invalidated Lap Personal Best Session Best **B** Crossing the pit lane

10 Niklas SCHAUFLER — AUT
KCL MP Motorsport — Tatuus F4 T -421

Lap	Time	Sector 1	Sector 2	Sector 3	Sector 4	T.Spd
1	2:00.527	35.871	24.472	32.645	27.539	
2	2:00.284	27.228	23.658	38.055	31.343	214.9
3	2:53.731	1:00.269	40.355	38.808	34.299	172.4
4	2:41.799	54.035	35.196	40.073	32.495	131.5
5	2:38.315	41.657	36.742	45.066	34.850	160.3
6	1:50.536	27.130	24.404	31.846	27.156	217.1
7	1:48.976	27.105	23.741	31.369	26.761	214.9
8	1:48.854	27.077	23.936	31.058	26.783	219.5
9	1:49.457	26.776	24.005	31.503	27.173	216.0
10	1:50.484	27.318	23.894	32.399	26.873	217.1
11	1:48.486	26.765	23.464	31.595	26.662	218.3
12	1:47.633	26.642	23.399	30.946	26.646	220.6
13	1:49.456	26.738	24.062	31.734	26.922	218.3
14	1:48.088	27.022	23.582	30.965	26.519	213.8
15	1:47.671	26.703	23.371	30.891	26.706	217.1
16	1:47.401	26.809	23.354	30.733	26.505	217.1

11 Reno FRANCOT — NLD
KCL MP Motorsport — Tatuus F4 T -421

Lap	Time	Sector 1	Sector 2	Sector 3	Sector 4	T.Spd
1	1:58.593	34.539	24.462	32.268	27.324	
2	2:00.690	27.775	23.524	37.336	32.055	214.9
3	2:52.652	59.540	39.337	39.610	34.165	190.9
4	2:42.457	53.661	34.846	40.965	32.985	140.5
5	2:39.169	42.015	35.472	46.137	35.545	173.2
6	1:50.144	27.288	24.279	31.673	26.904	219.5
7	1:48.001	26.783	23.571	30.966	26.681	218.3
8	1:48.804	26.882	23.686	31.120	27.116	219.5
9	1:49.352	27.304	23.831	31.453	26.764	216.0
10	1:48.003	27.148	23.441	30.794	26.620	216.0
11	1:47.388	26.732	23.323	30.714	26.619	218.3
12	1:47.337	26.724	23.394	30.647	26.572	217.1
13	1:47.215	26.718	23.259	30.698	26.540	217.1
14	1:47.298	26.740	23.398	30.586	26.574	216.0
15	1:47.536	26.729	23.442	30.741	26.624	216.0
16	1:47.774	26.789	23.426	30.902	26.657	217.1

17 Nacho TUÑON — ESP
Tecnicar by Amtog — Tatuus F4 T -421

Lap	Time	Sector 1	Sector 2	Sector 3	Sector 4	T.Spd
1	2:04.616	36.975	27.185	32.781	27.675	

19 Matus RYBA — SVK
Griffin Core — Tatuus F4 T -421

Lap	Time	Sector 1	Sector 2	Sector 3	Sector 4	T.Spd
1	2:00.939	36.236	24.861	32.259	27.583	

22 Juan COTA — ESP
MP Motorsport — Tatuus F4 T -421

Lap	Time	Sector 1	Sector 2	Sector 3	Sector 4	T.Spd
1	1:55.420	33.019	24.060	31.449	26.892	
2	2:00.202	26.822	23.446	38.360	31.574	214.9
3	2:52.668	59.571	37.450	41.753	33.894	181.6
4	2:43.606	54.238	34.496	40.847	34.025	128.2
5	2:40.335	41.543	33.913	48.654	36.225	161.6
6	1:48.983	27.608	23.639	31.053	26.683	212.6
7	1:48.885	26.982	23.367	30.935	27.601	216.0
8	1:49.789	27.338	23.739	31.454	27.258	212.6
9	1:49.388	27.323	23.884	31.435	26.746	212.6
10	1:47.570	26.790	23.317	30.838	26.625	217.1
11	1:47.321	26.750	23.317	30.708	26.546	216.0
12	1:47.239	26.656	23.318	30.752	26.513	216.0
13	1:46.925	26.604	23.241	30.673	26.407	214.9
14	1:46.841	26.650	23.202	30.606	26.383	216.0
15	1:47.035	26.695	23.222	30.634	26.484	210.5
16	1:46.972	26.600	23.269	30.634	26.469	216.0

23 Jan PRZYROWSKI — POL
Griffin Core — Tatuus F4 T -421

Lap	Time	Sector 1	Sector 2	Sector 3	Sector 4	T.Spd
1	1:56.409	33.180	24.289	32.080	26.860	
2	2:00.544	26.808	23.439	38.791	31.506	217.1
3	2:52.691	59.750	38.505	40.448	33.988	189.1
4	2:43.357	54.126	34.707	40.777	33.747	135.9
5	2:39.922	41.381	34.520	48.001	36.020	166.2
6	1:49.565	27.599	23.951	31.160	26.855	211.5
7	1:47.965	26.682	23.473	31.099	26.711	220.6
8	1:49.521	27.260	23.849	31.271	27.141	219.5
9	1:48.738	27.136	23.847	31.118	26.637	214.9
10	1:47.324	26.698	23.308	30.739	26.579	217.1
11	1:47.233	26.825	23.263	30.629	26.516	216.0
12	1:47.081	26.724	23.247	30.637	26.473	216.0
13	1:46.928	26.624	23.286	30.682	26.336	
14	1:47.002	26.724	23.264	30.602	26.412	216.0
15	1:47.207	26.784	23.209	30.737	26.477	216.0
16	1:47.138	26.710	23.265	30.622	26.541	219.5

24 Kyuho LEE — KOR
Rodin Motorsport — Tatuus F4 T -421

Lap	Time	Sector 1	Sector 2	Sector 3	Sector 4	T.Spd
1	2:02.081	37.367	25.266	32.159	27.289	
2	2:01.974	28.626	24.355	36.886	32.107	219.5
3	2:53.496	1:00.031	39.979	38.890	34.596	178.4
4	2:42.023	53.395	36.105	39.650	32.873	156.6
5	2:36.702	40.641	36.975	44.563	34.523	171.0
6	1:50.389	27.683	23.729	31.552	27.425	218.3
7	1:49.575	27.520	24.135	31.241	26.679	219.5
8	1:48.641	26.887	23.516	31.405	26.833	216.0
9	1:48.609	26.739	23.788	31.464	26.618	220.6
10	1:50.081	27.110	24.407	31.738	26.826	219.5
11	1:48.378	26.860	23.710	31.119	26.689	219.5
12	1:47.913	26.964	23.333	31.090	26.526	218.3
13	1:49.806	26.786	23.580	31.661	27.779	217.1
14	1:48.338	27.286	23.557	30.958	26.537	216.0
15	1:47.788	26.980	23.389	30.827	26.592	214.9
16	1:47.764	26.817	23.406	30.946	26.595	213.8

25 Francisco MONARCA — ARG
Monlau Motorsport — Tatuus F4 T -421

Lap	Time	Sector 1	Sector 2	Sector 3	Sector 4	T.Spd
1	2:00.629	35.499	24.429	32.930	27.771	
2	2:00.781	27.666	23.746	38.094	31.275	
3	2:54.022	1:00.593	40.032	39.123	34.274	
4	2:41.796	53.764	35.654	39.913	32.465	
5	2:37.662	41.337	37.157	44.507	34.661	
6	1:50.483	27.122	24.137	31.573	27.651	
7	1:49.590	27.180	23.812	31.632	26.966	
8	1:49.164	26.939	23.800	31.737	26.688	

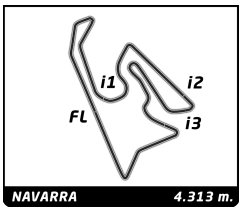

F4Spain
ROUND 2 - NAVARRA
RACE 3

Sector Analysis

__ Invalidated Lap Personal Best Session Best **B** Crossing the pit lane

Lap	Time	Sector 1	Sector 2	Sector 3	Sector 4	T.Spd
9	1:50.769	26.673	24.664	31.966	27.466	
10	2:07.067 B	26.916	23.659	31.862	44.630	
11	1:53.547	29.670	24.174	32.249	27.454	
12	1:48.818	27.282	23.659	31.227	26.650	
13	1:48.132	26.949	23.534	31.033	26.616	
14	1:47.616	26.827	23.363	30.783	26.643	
15	1:47.935	26.825	23.530	31.037	26.543	
16	1:47.758	26.724	23.492	30.830	26.712	

27 Alexander JACOBY — BRA
Monlau Motorsport — Tatuus F4 T -421

Lap	Time	Sector 1	Sector 2	Sector 3	Sector 4	T.Spd
1	2:01.801	37.160	24.899	32.153	27.589	
2	2:03.806	29.522	24.775	37.649	31.860	
3	2:54.007	59.879	40.199	38.225	35.704	
4	2:41.416	52.683	36.834	39.046	32.853	
5	2:42.202	40.660	36.758	44.280	40.504	
6	1:50.292	27.657	24.153	31.384	27.098	
7	1:48.479	26.917	23.735	31.050	26.777	
8	1:48.388	26.938	23.533	31.149	26.768	
9	1:48.044	26.954	23.515	30.975	26.600	
10	1:47.928	26.833	23.568	30.953	26.574	
11	1:48.291	27.219	23.439	30.981	26.652	
12	1:48.039	26.862	23.478	30.974	26.725	
13	1:47.615	26.874	23.512	30.696	26.533	
14	1:49.386	27.542	23.945	31.129	26.770	
15	1:48.303	26.921	23.586	31.091	26.705	
16	1:48.029	26.792	23.513	31.128	26.596	

32 Wiktor DOBRZANSKI — POL
Tecnicar by Amtog — Tatuus F4 T -421

Lap	Time	Sector 1	Sector 2	Sector 3	Sector 4	T.Spd
1	2:04.144	38.411	25.247	33.022	27.464	
2	2:05.519	29.052	26.038	39.401	31.028	205.2
3	2:56.053	1:01.881	40.071	38.122	35.979	165.5
4	2:41.116	51.989	37.804	38.514	32.809	183.2
5	2:32.427	39.354	37.282	42.981	32.810	170.3
6	1:51.061	27.921	24.050	32.008	27.082	209.4
7	1:48.656	26.982	23.809	31.026	26.839	221.8
8	1:48.994	27.396	23.712	31.031	26.855	218.3
9	1:49.472	26.973	24.481	31.213	26.805	226.7
10	1:48.594	27.091	23.601	31.077	26.825	210.5
11	1:49.581	27.818	23.753	31.150	26.860	221.8
12	1:48.351	26.883	23.571	31.087	26.810	219.5
13	1:49.320	26.910	24.134	31.411	26.865	224.3
14	1:48.471	27.360	23.511	30.960	26.640	219.5
15	1:48.392	27.071	23.473	31.176	26.672	214.9
16	1:48.458	27.054	23.537	31.015	26.852	218.3

33 Christopher EL FEGHALI — LBN
Drivex — Tatuus F4 T -421

Lap	Time	Sector 1	Sector 2	Sector 3	Sector 4	T.Spd
1	1:59.258	35.023	24.896	32.197	27.142	
2	2:01.211	27.741	23.759	38.045	31.666	213.8
3	2:53.535	59.781	40.776	38.710	34.268	175.4
4	2:42.011	53.918	35.267	40.046	32.780	135.9
5	2:38.404	41.486	36.637	45.050	35.231	154.9
6	1:50.421	27.187	24.207	31.689	27.338	216.0
7	1:48.687	27.043	23.626	31.199	26.819	210.5
8	1:48.658	27.217	23.644	30.990	26.807	213.8
9	1:50.146	27.095	24.047	31.879	27.125	214.9
10	1:49.416	27.274	24.059	31.393	26.690	208.3
11	1:48.122	26.982	23.525	30.881	26.734	213.8
12	1:48.114	26.966	23.538	30.888	26.722	212.6
13	1:50.745	27.464	24.229	31.328	27.724	213.8

37 Filippo FIORENTINO — BRA
Drivex — Tatuus F4 T -421

Lap	Time	Sector 1	Sector 2	Sector 3	Sector 4	T.Spd
1	1:59.503	35.680	24.582	32.154	27.087	
2	2:11.430	34.024	26.057	39.612	31.737	217.1
3	2:55.781	1:00.888	41.090	37.410	36.393	172.4
4	2:41.027	51.792	38.415	37.930	32.890	154.9
5	2:31.620	39.038	37.506	42.403	32.673	173.9
6	1:49.275	27.513	23.832	31.135	26.795	213.8
7	1:48.645	26.952	23.465	31.453	26.775	214.9
8	1:48.400	26.833	23.499	31.173	26.895	216.0
9	1:48.691	26.756	23.919	31.221	26.795	217.1
10	2:27.626 B	26.881	24.021	31.736	1:04.988	214.9
11	1:53.993	32.262	23.595	31.277	26.859	168.9
12	1:47.771	26.974	23.397	30.873	26.527	211.5
13	1:47.805	27.010	23.385	30.819	26.591	211.5
14	1:47.314	26.938	23.202	30.713	26.461	211.5
15	1:47.436	26.837	23.338	30.715	26.546	210.5
16	1:47.636	26.942	23.321	30.814	26.559	211.5

39 Santino PANETTA — ARG
TC Racing — Tatuus F4 T -421

Lap	Time	Sector 1	Sector 2	Sector 3	Sector 4	T.Spd
1	2:01.731	36.629	24.853	32.609	27.640	
2	2:03.483	29.212	24.432	37.888	31.951	209.4
3	2:53.758	59.704	40.050	38.505	35.499	
4	2:41.605	52.714	36.562	39.378	32.951	153.7
5	2:36.031	40.694	36.543	44.410	34.384	173.9
6	1:49.762	26.937	23.749	31.598	27.478	
7	1:48.987	27.440	23.457	31.160	26.930	218.3
8	1:49.154	27.107	23.660	31.563	26.824	
9	1:48.566	26.668	23.679	31.358	26.861	
10	1:50.124	27.350	24.392	31.631	26.751	212.6
11	1:49.156	26.876	24.267	31.309	26.704	217.1
12	1:48.129	26.744	23.695	30.952	26.738	
13	1:49.347	26.762	23.589	31.316	27.680	
14	1:49.196	27.588	23.653	31.100	26.855	211.5
15	1:48.110	26.859	23.604	30.968	26.679	212.6
16	1:48.114	26.810	23.675	30.959	26.670	

41 Stepan SUSLOV — SWE
DXR — Tatuus F4 T -421

Lap	Time	Sector 1	Sector 2	Sector 3	Sector 4	T.Spd
1	2:02.602	36.787	25.896	32.832	27.087	
2	2:03.471	28.977	24.885	38.077	31.532	217.1
3	2:53.818	59.945	40.164	38.475	35.234	191.8
4	2:41.405	52.835	36.715	39.306	32.549	168.9

46 Nathan TYE — GBR
Rodin Motorsport — Tatuus F4 T -421

Lap	Time	Sector 1	Sector 2	Sector 3	Sector 4	T.Spd
1	1:58.346	34.326	24.509	32.208	27.303	

48 Gino TRAPPA — ARG
Drivex — Tatuus F4 T -421

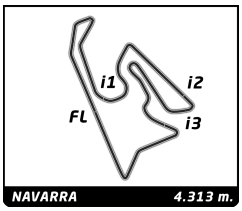

F4Spain
ROUND 2 - NAVARRA
RACE 3

Sector Analysis

__ Invalidated Lap Personal Best Session Best **B** Crossing the pit lane

Lap	Time	Sector 1	Sector 2	Sector 3	Sector 4	T.Spd
1	2:01.226	36.175	25.063	32.311	27.677	
2	2:10.923	32.336	26.517	39.791	32.279	216.0
3	2:55.609	1:00.554	41.238	37.286	36.531	184.0
4	2:40.595	51.703	38.260	37.868	32.764	174.6
5	2:31.632	40.455	36.444	41.994	32.739	172.4
6	1:49.780	27.575	23.889	31.425	26.891	212.6
7	1:48.815	27.051	23.558	31.250	26.956	217.1
8	1:48.471	27.088	23.539	31.071	26.773	214.9
9	1:48.509	27.016	23.605	31.054	26.834	213.8
10	1:49.100	26.987	23.755	31.425	26.933	217.1
11	1:48.154	26.996	23.445	30.962	26.751	214.9
12	1:48.007	26.874	23.495	30.957	26.681	217.1
13	1:49.142	26.798	23.525	31.264	27.555	219.5
14	1:49.440	27.602	23.850	31.255	26.733	212.6
15	1:48.281	27.013	23.543	30.981	26.744	218.3
16	1:48.064	26.822	23.476	31.092	26.674	214.9

57 Kaiden HIGGINS — ARE
DXR — Tatuus F4 T -421

Lap	Time	Sector 1	Sector 2	Sector 3	Sector 4	T.Spd
1	2:03.452	38.034	25.167	33.082	27.169	
2	2:04.002	28.600	25.278	38.740	31.384	
3	2:54.613	1:00.107	40.789	38.460	35.257	
4	2:41.333	52.146	37.960	38.558	32.669	
5	2:36.584	40.469	37.170	43.358	35.587	
6	1:52.211	27.992	25.249	31.918	27.052	
7	1:49.128	27.163	23.780	31.245	26.940	
8	1:49.493	26.996	23.565	31.543	27.389	
9	1:48.799	27.229	23.837	30.977	26.756	
10	1:48.145	26.959	23.504	30.913	26.769	
11	1:48.259	26.975	23.621	30.911	26.752	
12	1:48.460	26.937	23.594	31.028	26.901	
13	1:49.175	26.889	23.653	31.786	26.847	
14	1:48.707	27.203	23.789	31.011	26.704	
15	1:48.339	26.926	23.523	31.119	26.771	
16	1:48.384	26.955	23.544	31.092	26.793	

70 Aleksandar BOGUNOVIC — SVN
GRS Team — Tatuus F4 T -421

Lap	Time	Sector 1	Sector 2	Sector 3	Sector 4	T.Spd
1	2:03.260	37.757	25.388	32.710	27.405	
2	2:05.535	29.419	25.565	39.158	31.393	221.8
3	2:55.638	1:01.129	40.619	37.923	35.967	176.1
4	2:41.503	51.645	38.296	38.295	33.267	154.9
5	2:32.455	38.949	37.509	42.948	33.049	180.0
6	2:29.603 **B**	28.424	26.572	32.743	1:01.864	
7	1:54.313	32.395	23.677	31.396	26.845	
8	1:48.726	27.194	23.663	31.102	26.767	214.9
9	1:48.360	27.004	23.547	31.104	26.705	216.0
10	1:48.121	26.982	23.442	31.069	26.628	218.3
11	1:48.784	27.084	23.660	31.237	26.803	214.9
12	1:48.030	26.955	23.553	30.940	26.582	220.6
13	1:47.835	26.863	23.458	30.913	26.601	213.8
14	1:52.323	26.920	25.880	31.474	28.049	218.3

71 Daniel DALLAKYAN — ARM
GRS Team — Tatuus F4 T -421

Lap	Time	Sector 1	Sector 2	Sector 3	Sector 4	T.Spd
1	2:03.183	37.521	25.356	32.744	27.562	
2	2:03.605	28.542	25.166	38.480	31.417	223.0
3	2:54.503	1:00.027	40.581	38.488	35.407	
4	2:41.500	52.345	37.669	38.673	32.813	
5	2:35.920	40.548	37.170	43.291	34.911	174.6
6	1:50.358	27.787	23.887	31.803	26.881	223.0
7	1:49.479	26.996	23.634	31.501	27.348	221.8
8	2:24.919 **B**	28.166	24.389	33.051	59.313	214.9
9	1:55.109	33.394	23.543	31.277	26.895	

77 Andrej PETROVIC — SRB
T-Code by Amtog — Tatuus F4 T -421

Lap	Time	Sector 1	Sector 2	Sector 3	Sector 4	T.Spd
1	1:55.839	33.481	24.033	31.599	26.726	
2	2:00.498	26.742	23.564	38.577	31.615	
3	2:52.926	59.794	38.560	40.286	34.286	
4	2:43.447	53.799	34.759	40.882	34.007	133.7
5	2:39.678	41.252	34.191	48.280	35.955	172.4
6	1:49.210	27.635	23.706	31.159	26.710	
7	1:48.504	26.872	23.479	30.798	27.355	
8	1:48.959	27.470	23.703	31.042	26.744	
9	1:47.439	26.764	23.458	30.687	26.530	
10	1:47.123	26.685	23.318	30.617	26.503	
11	1:47.021	26.722	23.222	30.565	26.512	
12	1:47.051	26.618	23.218	30.702	26.513	
13	1:46.974	26.638	23.270	30.591	26.475	219.5
14	1:46.991	26.636	23.261	30.663	26.431	
15	1:47.170	26.631	23.379	30.672	26.488	
16	1:48.076	26.585	23.443	30.667	27.381	

78 Alfio SPINA — ITA
TC Racing — Tatuus F4 T -421

Lap	Time	Sector 1	Sector 2	Sector 3	Sector 4	T.Spd
1	2:01.221	36.439	24.998	32.501	27.283	

81 Noah MONTEIRO — PRT
Campos Racing — Tatuus F4 T -421

Lap	Time	Sector 1	Sector 2	Sector 3	Sector 4	T.Spd
1	1:58.269	34.171	24.317	32.326	27.455	

88 Santiago BAZTARRICA — ARG
TC Racing — Tatuus F4 T -421

Lap	Time	Sector 1	Sector 2	Sector 3	Sector 4	T.Spd
1	2:02.151	37.473	25.396	32.290	26.992	
2	2:06.360	30.317	25.503	39.020	31.520	216.0
3	2:54.644	1:00.935	40.418	37.900	35.391	174.6
4	2:41.280	52.296	37.975	38.355	32.654	145.5
5	2:35.935	39.858	37.546	43.127	35.404	171.7
6	1:52.245	27.775	25.204	32.275	26.991	217.1
7	1:49.138	27.043	23.754	31.416	26.925	214.9
8	1:49.268	27.469	23.657	31.224	26.918	218.3
9	1:49.144	27.260	23.820	31.273	26.791	217.1
10	1:48.341	26.764	23.620	31.162	26.795	216.0
11	1:48.232	26.883	23.624	31.035	26.690	214.9
12	1:48.609	26.843	23.902	31.150	26.714	217.1
13	1:48.680	26.845	23.806	31.256	26.773	216.0
14	1:48.923	27.152	23.772	31.118	26.881	216.0
15	1:48.371	26.866	23.523	31.231	26.751	218.3
16	1:48.519	26.912	23.553	31.237	26.817	218.3

91 Lorenzo CAMPOS — AGO
Monlau Motorsport — Tatuus F4 T -421

Lap	Time	Sector 1	Sector 2	Sector 3	Sector 4	T.Spd
1	2:04.190	40.168	23.792	32.737	27.493	

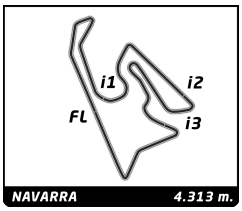

F4Spain
ROUND 2 - NAVARRA
RACE 3

Sector Analysis

__ Invalidated Lap Personal Best Session Best **B** Crossing the pit lane

Lap	Time	Sector 1	Sector 2	Sector 3	Sector 4	T.Spd	Lap	Time	Sector 1	Sector 2	Sector 3	Sector 4	T.Spd
2	2:05.078	28.682	25.789	39.318	31.289	210.5							
3	2:56.145	1:01.538	40.243	37.980	36.384	176.1							
4	2:40.898	51.498	38.102	38.377	32.921	183.2							
5	2:32.323	39.245	37.307	43.113	32.658	173.9							
6	1:48.672	26.958	23.732	31.304	26.678	217.1							
7	1:49.434	27.134	24.084	31.498	26.718	213.8							
8	1:48.542	26.956	23.515	31.272	26.799	214.9							
9	1:49.757	26.851	24.487	31.436	26.983	216.0							
10	1:50.008	27.139	23.731	32.101	27.037	216.0							
11	1:49.213	27.723	23.760	31.129	26.601	214.9							
12	1:48.632	26.820	23.547	31.042	27.223	216.0							
13	1:48.538	27.070	23.627	31.151	26.690	216.0							
14	1:48.590	27.123	23.539	31.278	26.650	211.5							
15	1:48.452	26.894	23.692	31.288	26.578	216.0							
16	1:48.152	26.859	23.482	31.057	26.754	214.9							

99 **Thomas STRAUVEN** BEL

Griffin Core Tatuus F4 T -421

1	1:57.332	33.633	24.752	32.023	26.924	
2	2:01.054	26.717	23.558	38.914	31.865	214.9
3	2:52.564	59.637	38.566	40.397	33.964	180.8
4	2:43.006	54.099	34.503	40.971	33.433	170.3
5	2:39.301	41.916	35.090	46.673	35.622	171.0
6	1:48.627	27.121	23.595	31.270	26.641	220.6
7	1:48.124	26.878	23.485	30.992	26.769	217.1
8	1:47.834	27.194	23.367	30.771	26.502	213.8
9	1:47.152	26.772	23.260	30.728	26.392	216.0
10	1:47.017	26.612	23.279	30.632	26.494	217.1
11	1:47.099	26.699	23.304	30.698	26.398	214.9
12	1:46.706	26.608	23.219	30.611	26.268	218.3
13	1:46.918	26.619	23.326	30.651	26.322	219.5
14	1:46.713	26.587	23.207	30.518	26.401	214.9
15	1:46.723	26.551	23.190	30.687	26.295	214.9
16	1:47.574	26.832	23.273	30.706	26.763	218.3

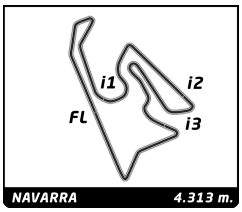

F4Spain
ROUND 2 - NAVARRA
RACE 3

Flag Analysis

	Flag	Time
	GREEN FLAG	14:58:39.709
	YELLOW FLAG AT SECTOR 1	15:00:59.537
	SAFETY CAR	15:01:28.401
	YELLOW FLAG AT SECTOR 2	15:09:54.559
	YELLOW FLAG AT SECTOR 3	15:09:54.682
	YELLOW FLAG AT SECTOR 4	15:09:54.813
	GREEN FLAG	15:10:22.240
	YELLOW FLAG AT SECTOR 4	15:10:47.532
	GREEN FLAG AT SECTOR 4	15:11:10.945
	YELLOW FLAG AT SECTOR 4	15:11:12.224
	GREEN FLAG AT SECTOR 4	15:12:24.103
	YELLOW FLAG AT SECTOR 3	15:29:54.034
	CHEQUERED FLAG	15:30:33.204

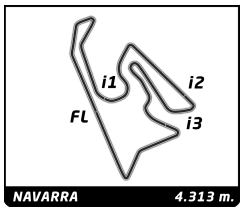

F4Spain
ROUND 2 - NAVARRA
RACE 3

Track Limits Analysis

No	Driver	Team	T.L. Nr	Camera	Lap	Time
1	Hudson SCHWARTZ	KCL MP Motorsport	1	Turn 2	6	15:11:04.584
1	Hudson SCHWARTZ	KCL MP Motorsport	2	Turn 17	9	15:18:00.457
					Total Infractions:	**2**
2	Vivek KANTHAN	Campos Racing	1	Turn 15	6	15:12:21.770
2	Vivek KANTHAN	Campos Racing	2	Turn 17	10	15:19:53.850
					Total Infractions:	**2**
4	Ean EYCKMANS	MP Motorsport	1	Turn 15	16	15:30:13.168
					Total Infractions:	**1**
5	Miguel COSTA	Campos Racing	1	Turn 2	6	15:11:07.256
5	Miguel COSTA	Campos Racing	2	Turn 2	7	15:12:57.434
5	Miguel COSTA	Campos Racing	3	Turn 17	7	15:14:25.856
5	Miguel COSTA	Campos Racing	4	Turn 15	9	15:17:50.290
5	Miguel COSTA	Campos Racing	5	Turn 17	9	15:18:03.865
5	Miguel COSTA	Campos Racing	6	Turn 15	13	15:25:04.991
5	Miguel COSTA	Campos Racing	7	Turn 2	15	15:27:25.594
					Total Infractions:	**7**
6	Sacha VAN'T PAD BOSCH	T-Code by Amtog	1	Turn 8	7	15:13:28.285
6	Sacha VAN'T PAD BOSCH	T-Code by Amtog	2	Turn 17	7	15:14:28.854
6	Sacha VAN'T PAD BOSCH	T-Code by Amtog	3	Turn 8	13	15:24:23.070
6	Sacha VAN'T PAD BOSCH	T-Code by Amtog	4	Turn 8	15	15:28:00.092
					Total Infractions:	**4**
9	René LAMMERS	MP Motorsport	1	Turn 8	10	15:18:43.934
					Total Infractions:	**1**
10	Niklas SCHAUFLER	KCL MP Motorsport	1	Turn 8	6	15:11:36.269
					Total Infractions:	**1**
11	Reno FRANCOT	KCL MP Motorsport	1	Turn 8	7	15:13:25.354
11	Reno FRANCOT	KCL MP Motorsport	2	Turn 8	11	15:20:39.481
11	Reno FRANCOT	KCL MP Motorsport	3	Turn 8	15	15:27:48.680
					Total Infractions:	**3**
22	Juan COTA	MP Motorsport	1	Turn 17	7	15:14:19.921
22	Juan COTA	MP Motorsport	2	Turn 8	12	15:22:25.549
22	Juan COTA	MP Motorsport	3	Turn 15	13	15:24:56.793
22	Juan COTA	MP Motorsport	4	Turn 8	14	15:25:59.739
22	Juan COTA	MP Motorsport	5	Turn 8	15	15:27:46.543
					Total Infractions:	**5**
23	Jan PRZYROWSKI	Griffin Core	1	Turn 8	11	15:20:37.480
					Total Infractions:	**1**
24	Kyuho LEE	Rodin Motorsport	1	Turn 8	7	15:13:28.285
24	Kyuho LEE	Rodin Motorsport	2	Turn 2	12	15:22:03.634
24	Kyuho LEE	Rodin Motorsport	3	Turn 15	13	15:25:06.638
					Total Infractions:	**3**
25	Francisco MONARCA	Monlau Motorsport	1	Turn 15	9	15:17:51.489
					Total Infractions:	**1**
27	Alexander JACOBY	Monlau Motorsport	1	Turn 17	10	15:19:57.447
					Total Infractions:	**1**
37	Filippo FIORENTINO	Drivex	1	Turn 15	8	15:16:03.587
37	Filippo FIORENTINO	Drivex	2	Turn 15	9	15:17:51.489
37	Filippo FIORENTINO	Drivex	3	Turn 15	10	15:19:41.974
					Total Infractions:	**3**
48	Gino TRAPPA	Drivex	1	Turn 15	14	15:26:57.574

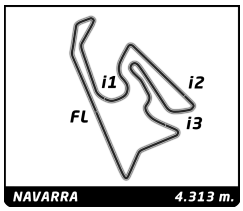

F4Spain
ROUND 2 - NAVARRA
RACE 3

Track Limits Analysis

No	Driver	Team	T.L. Nr	Camera	Lap	Time
48	Gino TRAPPA	Drivex	2	Turn 15	16	15:30:34.191
					Total Infractions:	**2**
57	Kaiden HIGGINS	DXR	1	Turn 17	5	15:10:50.647
57	Kaiden HIGGINS	DXR	2	Turn 15	10	15:19:46.115
57	Kaiden HIGGINS	DXR	3	Turn 15	13	15:25:11.840
					Total Infractions:	**3**
70	Aleksandar BOGUNOVIC	GRS Team	1	Turn 15	6	15:12:30.839
70	Aleksandar BOGUNOVIC	GRS Team	2	Turn 8	9	15:17:53.081
					Total Infractions:	**2**
77	Andrej PETROVIC	T-Code by Amtog	1	Turn 17	7	15:14:19.921
77	Andrej PETROVIC	T-Code by Amtog	2	Turn 2	9	15:16:30.643
					Total Infractions:	**2**
88	Santiago BAZTARRICA	TC Racing	1	Turn 8	7	15:13:34.958
88	Santiago BAZTARRICA	TC Racing	2	Turn 8	8	15:15:24.197
88	Santiago BAZTARRICA	TC Racing	3	Turn 8	9	15:17:13.471
88	Santiago BAZTARRICA	TC Racing	4	Turn 8	15	15:28:04.425
					Total Infractions:	**4**
91	Lorenzo CAMPOS	Monlau Motorsport	1	Turn 8	6	15:11:40.614
91	Lorenzo CAMPOS	Monlau Motorsport	2	Turn 15	8	15:16:03.587
91	Lorenzo CAMPOS	Monlau Motorsport	3	Turn 8	15	15:28:02.025
					Total Infractions:	**3**

TOTAL TRACK LIMITS: **51**

Published at: XX:XX **15:40**

DAPHNE FERNÁNDEZ OD -1537 – ESP/CAT

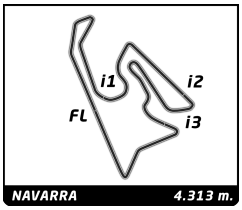

F4Spain
ROUND 2 - NAVARRA
RACE 3

Provisional Race Director Report

Hour	Flag	Message
14:45:01		PIT LANE OPEN
14:50:00		5 MINUTES BOARD - PIT LANE CLOSED
14:50:00		Grid5Mins
14:52:01		Grid3Mins
14:52:02		3 MINUTES BOARD
14:54:00		1 MINUTE BOARD
14:54:01		Grid1Min
14:54:45		Grid15Secs
14:54:45		15 SECONDS BOARD
14:55:01		GREEN FLAG - FORMATION LAP
14:55:03		FormationLap
15:01:28		SafetyCar
15:02:54		FOLLOWING SC IN T3 KEEP ON THE RHS
15:03:51		CAR #17 & #78 IN GRAVEL BED AT TURN
15:05:32		FOLLOWING SC IN T3 KEEP ON THE LHS
15:06:05		FOLLOWING SC IN T3 KEEP ON THE RHS
15:09:30		SAFETY CAR IN THIS LAP
15:11:58		CAR 41 STOPPED AT TURN 17
15:13:53		INCIDENT IN T3 & T5 WILL BE INVESTIGATED AFTER THE SESSION
15:14:21		INCIDENT IN T3, T5 & T17 WILL BE INVESTIGATED AFTER THE SESSION
15:20:41		PIT LANE INCIDENT UNDER INVESTIGATION
15:21:22		SPEEDING IN PIT LANE UNDER INVESTIGATION
15:23:06		SPEEDING IN PIT LANE WILL BE INVESTIGATED AFTER THE SESSION
15:26:01		PIT LANE INCIDENT WILL BE INVESTIGATED AFTER THE SESSION
15:28:17		DEBRIS ON TRACK EXIT OF T8 LHS
15:30:40		CHEQUERED FLAG
15:31:07		TRACK LIMITS SYSTEM OPERATING - POSITIONS MAY CHANGE
15:31:56		CARS & DRIVERS #9 #99 #4 #39 #2 #10 PROCEED TO THE SCRUTINEERING BAY INMEDIATELY AFTER SESSIO

Published at: **15:40**

Race Director: Xavier BONÉ	**Timekeeper:** Alberto ESTÉBANEZ

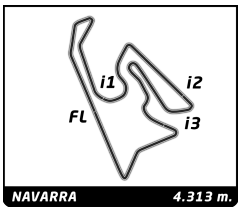

ROUND 2 - NAVARRA

F4Spain

RACE 3

Weather Report

Air Temperature

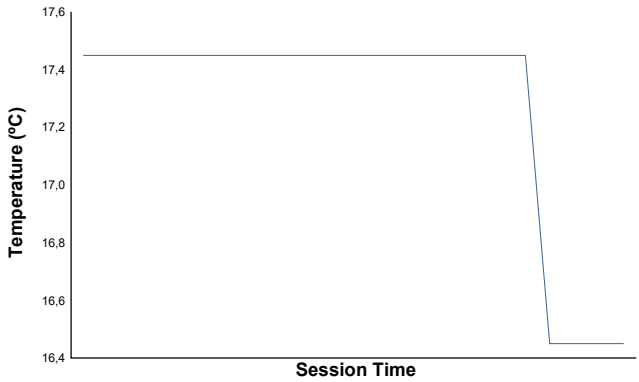

Track Temperature

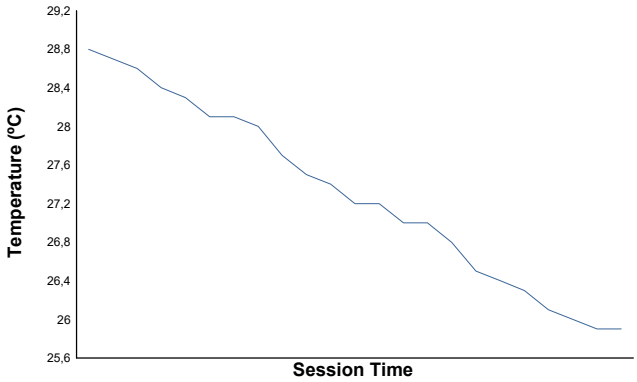

Humidity

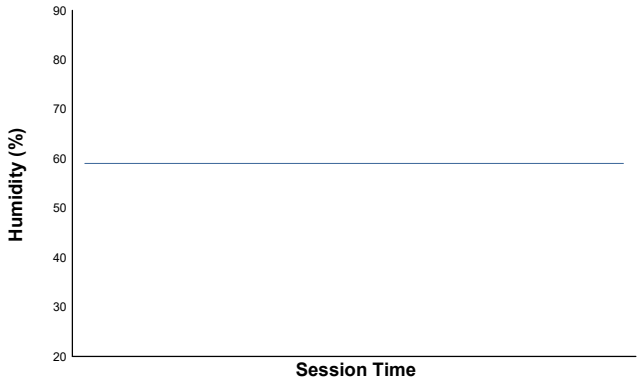

Pressure

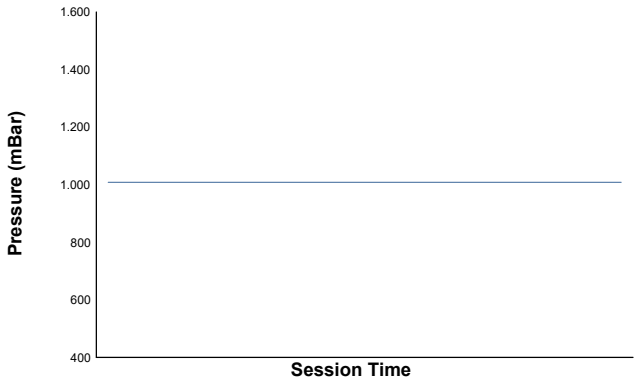

Wind Speed

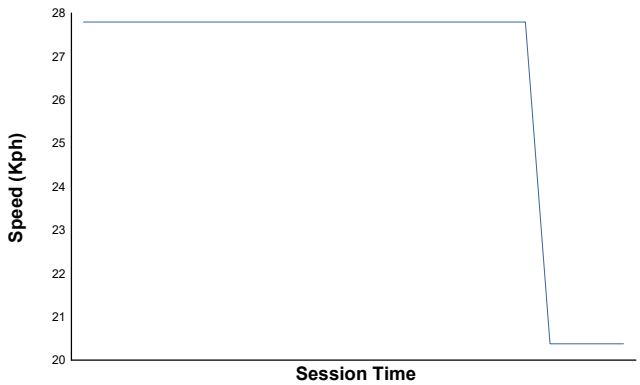

Wind Direction

North=0º/360º East=90º South=180º West=270º

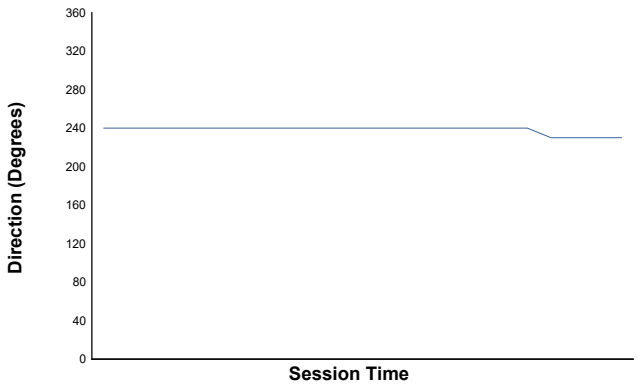

Track Status: **DRY**