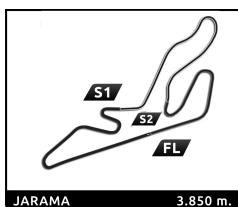


E4 SWC - R2 JARAMA Free Practice 1

Sector Analysis

— Invalidated Lap ■ Personal Best ■ Session Best ■ Crossing the pit lane

Lap	Time	Sector 1	Sector 2	Sector 3	T.Sp	Elapsed	Lap	Time	Sector 1	Sector 2	Sector 3	T.Sp	Elapsed		
1	Reno FRANCOT	NLD						9	4:04.003	3:04.702	32.397	26.904	73.9	17:27.110	
	KCL Motorsport	TATUUS T-421						10	1:39.669	39.019	34.011	26.639	226.4	19:06.779	
1	1:59.407	47.313	33.378	38.716	108.8	1:59.407	11	1:34.064	36.630	31.074	26.360	227.4	20:40.843		
2	2:30.513	1:21.457	31.610	37.446	104.9	4:29.920	12	1:52.448	36.337	36.352	39.759	229.8	22:33.291		
3	2:20.027	1:22.680	30.975	26.372	109.2	6:49.947	13	6:36.420	5:38.718	31.193	26.509	107.5	29:09.711		
4	1:39.554	36.236	30.701	32.617	226.9	8:29.501	14	1:34.643	36.692	31.591	26.360	230.8	30:44.354		
5	6:07.400	5:05.523	34.625	27.252	94.5	14:36.901									
6	1:35.994	38.502	31.202	26.290	191.5	16:12.895									
7	1:32.767	36.099	30.681	25.987	226.9	17:45.662									
8	1:32.445	35.941	30.481	26.023	229.3	19:18.107									
9	1:32.385	35.939	30.517	25.929	230.3	20:50.492									
10	1:51.250	37.322	33.813	40.115	229.3	22:41.742									
11	5:58.002	5:00.872	30.847	26.283	116.0	28:39.744									
12	1:32.316	35.890	30.471	25.955	230.3	30:12.060									
7	Felipe REIJS	NLD													
	MP Motorsport	TATUUS T-421													
1	1:43.736	42.641	32.814	28.281	112.0	1:43.736									
2	1:45.049	37.434	31.630	35.985	218.2	3:28.785									
3	3:06.750	1:57.864	31.541	37.345	109.5	6:35.535									
4	2:46.061	1:39.240	31.403	35.418	112.5	9:21.596									
5	5:21.484	4:18.454	34.470	28.560	114.3	14:43.080									
6	1:36.832	39.305	31.069	26.458	184.9	16:19.912									
7	1:33.625	36.395	30.946	26.284	230.3	17:53.537									
8	1:33.125	36.261	30.728	26.136	230.3	19:26.662									
9	1:32.790	36.141	30.636	26.013	231.8	20:59.452									
10	1:49.975	36.947	35.014	38.014	231.3	22:49.427									
11	5:50.949	4:52.351	31.260	27.338	114.4	28:40.376									
12	1:33.142	36.368	30.573	26.201	230.8	30:13.518									
8	Jacob MICALLEF	MLT													
	Campos Racing	TATUUS T-421													
1	2:19.453	1:15.495	34.103	29.855	82.8	2:19.453									
2	1:37.414	37.834	32.113	27.467	217.7	3:56.867									
3	1:34.191	36.963	30.841	26.387	226.4	5:31.058									
4	1:36.222	36.457	32.459	27.306	230.3	7:07.280									
5	1:33.369	36.347	30.810	26.212	229.3	8:40.649									
6	1:38.628	36.271	30.769	31.588	229.3	10:19.277									
7	5:15.256	4:15.175	32.987	27.094	95.5	15:34.533									
8	1:34.937	37.743	30.579	26.615	199.3	17:09.470									
9	1:32.830	36.208	30.588	26.034	228.3	18:42.300									
10	1:32.500	36.000	30.528	25.972	230.8	20:14.800									
11	1:40.134	35.904	30.521	33.709	229.3	21:54.934									
12	7:39.969	6:43.129	30.651	26.189	115.5	29:34.903									
13	1:32.646	35.982	30.517	26.147	230.3	31:07.549									
9	Jean Paul KARRAS	GRC													
	G4 Racing	TATUUS T-421													
1	2:14.766	1:11.071	33.508	30.187	95.9	2:14.766									
2	1:36.052	38.302	31.247	26.503	206.5	3:50.818									
3	1:33.909	36.418	31.114	26.377	225.5	5:24.727									
4	1:33.413	36.217	30.959	26.237	225.9	6:58.140									
5	1:34.055	36.751	31.029	26.275	226.9	8:32.195									
6	1:33.844	36.566	30.974	26.304	229.8	10:06.039									
7	1:33.344	36.353	30.777	26.214	229.3	11:39.383									
8	1:43.724	36.546	30.892	36.286	226.4	13:23.107									
10	Luna FLUXA	ESP													
	Campos Racing	TATUUS T-421													
1	2:18.488	1:16.021	33.929	28.538	75.5	2:18.488									
2	1:36.673	38.060	31.859	26.754	208.9	3:55.161									
3	1:35.038	37.244	31.165	26.629	225.9	5:30.199									
4	1:35.126	37.083	31.396	26.647	226.9	7:05.325									
5	1:41.887	36.991	31.282	33.614	226.9	8:47.212									
6	5:18.570	4:18.220	33.157	27.193	101.1	14:05.782									
7	1:36.900	38.792	31.818	26.290	181.2	15:42.682									
8	1:33.436	36.549	30.745	26.142	227.4	17:16.118									
9	1:33.167	36.270	30.743	26.154	227.8	18:49.285									
10	1:33.162	36.295	30.706	26.161	228.3	20:22.447									
11	1:43.718	36.190	31.096	36.432	228.8	22:06.165									
12	7:34.069	6:36.790	30.966	26.313	111.7	29:40.234									
13	1:33.472	36.426	30.916	26.130	228.3	31:13.706									
11	Rahim ALIBHAI	USA													
	Monlau Motorsport	TATUUS T-421													
1	2:33.191	1:05.914	33.146	54.131	101.3	2:33.191									
2	2:16.770	1:09.947	31.873	34.950	113.0	4:49.961									
3	2:34.056	1:36.091	31.290	26.675	108.0	7:24.017									
4	1:34.321	36.865	30.923	26.533	226.4	8:58.338									
5	1:39.321	36.495	30.877	31.949	227.8	10:37.659									
6	3:40.849	2:39.724	33.663	27.462	110.4	14:18.508									
7	1:36.510	37.859	32.061	26.590	216.9	15:55.018									
8	1:34.154	36.634	31.199	26.321	228.8	17:29.172									
9	1:34.234	36.575	30.778	26.881	232.3	19:03.406									
10	1:34.434	37.493	30.774	26.167	231.3	20:37.840									
11	1:48.188	36.268	33.364	38.556	231.8	22:26.028									
12	6:42.182	5:41.851	32.611	27.720	90.1	29:08.210									
13	1:33.302	36.368	30.597	26.337	229.3	30:41.512									
12	Philippe Armand KARRAS	GRC													
	G4 Racing	TATUUS T-421													
1	2:26.182	1:21.179	35.453	29.550	101.4	2:26.182									
2	1:47.544	41.651	32.525	33.368	189.8	4:13.726									
3	2:20.138	1:21.766	31.666	26.706	111.7	6:33.864									
4	1:34.499	36.872	31.146	26.481	224.5	8:08.363									
5	1:33.780	36.383	30.882	26.515	225.9	9:42.143									
6	1:33.459	36.252	30.943	26.264	225.9	11:15.602									
7	1:33.366	36.308	30.877	26.181	225.9	12:48.968									
8	1:33.069	36.226	30.722	26.121	225.5	14:22.037									
9	1:33.812	36.447	30.853	26.512	227.4	15:55.849									
10	1:33.642	36.364	30.932	26.346	232.8	17:29.491									
11	1:34.199	36.590	30.782	26.827	234.8	19:03.690									
12	1:33.491	36.557	30.763	26.171	233.8	20:37.181									
13	1:47.395	36.253	32.485	38.657	229.8	22:24.576									
14	6:44.323	5:44.506	31.971	27.846	111.6	29:08.899									
15	1:33.423	36.355	30.774	26.294	231.3	30:42.322									

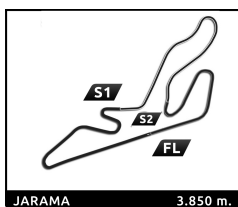


E4 SWC - R2 JARAMA Free Practice 1

Sector Analysis

— Invalidated Lap ■ Personal Best ■ Session Best B Crossing the pit lane

Lap	Time	Sector 1	Sector 2	Sector 3	T.Sp	Elapsed	Lap	Time	Sector 1	Sector 2	Sector 3	T.Sp	Elapsed
13	Aleix PIÑERA ESP						21	Borys LYZEN POL					
Tecnicar by Amtog						TATUUS T-421	KCL Motorsport						TATUUS T-421
1	2:29.133B	1:01.019	33.479	54.635	102.2	2:29.133	1	2:03.178B	48.107	34.013	41.058	101.2	2:03.178
2	3:38.712B	2:26.077	31.774	40.861	81.8	6:07.845	2	2:36.979B	1:27.408	30.984	38.587	107.9	4:40.157
3	2:57.206B	1:49.808	31.278	36.120	108.4	9:05.051	3	2:27.764B	1:22.667	30.816	34.281	110.4	7:07.921
4	6:10.939	5:03.786	38.843	28.310	93.2	15:15.990	4	4:47.169	3:46.887	33.241	27.041	103.3	11:55.090
5	1:39.134	39.417	32.910	26.807	206.5	16:55.124	5	1:36.385	38.440	31.636	26.309	195.3	13:31.475
6	1:34.380	36.839	30.995	26.546	228.8	18:29.504	6	1:33.442	36.531	30.734	26.177	226.9	15:04.917
7	1:33.472	36.373	30.912	26.187	226.9	20:02.976	7	1:33.726	36.146	30.698	26.882	229.3	16:38.643
8	1:43.898B	36.174	30.729	36.995	225.0	21:46.874	8	1:33.004	36.242	30.527	26.235	230.3	18:11.647
9	7:27.760	6:29.395	31.407	26.958	105.8	29:14.634	9	1:32.714	36.050	30.571	26.093	229.8	19:44.361
10	1:33.711	36.427	30.991	26.293	226.9	30:48.345	10	1:32.660	35.979	30.548	26.133	231.3	21:17.021
15	Jensen BURNETT CAN						22	Vivek KANTHAN USA					
Drivex						TATUUS T-421	Griffin Core						TATUUS T-421
1	2:15.705B	54.942	33.896	46.867	105.6	2:15.705	1	3:00.437	2:00.045	33.165	27.227	108.1	3:00.437
2	2:44.353B	1:37.372	31.120	35.861	107.4	5:00.058	2	1:37.958	38.445	32.508	27.005	190.1	4:38.395
3	5:17.008	4:11.399	37.645	27.964	82.8	10:17.066	3	1:33.705	36.552	30.861	26.292	225.9	6:12.100
4	1:43.256	41.918	34.090	27.248	161.7	12:00.322	4	1:34.121	37.138	30.716	26.267	231.3	7:46.221
5	1:35.731	36.393	30.930	28.408	227.8	13:36.053	5	1:33.117	36.171	30.710	26.236	231.8	9:19.338
6	1:33.782	36.213	31.425	26.144	227.4	15:09.835	6	1:38.373B	36.037	30.808	31.528	229.8	10:57.711
7	1:32.929	36.060	30.782	26.087	229.3	16:42.764	7	4:55.132	3:54.458	33.318	27.356	105.9	15:52.843
8	1:32.945	36.101	30.698	26.146	231.8	18:15.709	8	1:35.704	37.905	31.573	26.226	208.5	17:28.547
9	1:32.770	35.961	30.642	26.167	228.3	19:48.479	9	1:34.187	36.434	31.114	26.639	232.3	19:02.734
10	1:32.881	35.982	30.708	26.191	229.3	21:21.360	10	1:32.395	35.926	30.547	25.922	233.3	20:35.129
11	1:50.919B	37.395	34.666	38.858	227.8	23:12.279	11	1:48.196B	35.876	34.210	38.110	232.8	22:23.325
12	5:36.104	4:38.249	31.231	26.624	108.8	28:48.383	12	7:21.094	6:23.742	31.241	26.111	118.7	29:44.419
13	1:32.873	36.068	30.656	26.149	229.8	30:21.256	13	1:32.448	35.901	30.480	26.067	230.3	31:16.867
17	Nacho TUÑON ESP						23	Rocco CORONEL NLD					
T-Code						TATUUS T-421	MP Motorsport						TATUUS T-421
1	2:23.075B	57.117	34.513	51.445	103.2	2:23.075	1	1:48.734B	41.246	32.273	35.215	110.8	1:48.734
2	3:17.029B	2:11.052	31.238	34.739	103.5	5:40.104	2	2:09.866	1:12.201	31.140	26.525	109.8	3:58.600
3	2:29.875B	1:24.635	31.031	34.209	110.4	8:09.979	3	1:46.160B	36.571	31.028	38.561	225.9	5:44.760
4	6:45.123	5:42.143	34.833	28.147	90.6	14:55.102	4	2:41.326B	1:38.731	30.868	31.727	109.3	8:26.086
5	1:36.887	38.710	31.777	26.400	199.6	16:31.989	5	6:14.379	5:11.706	34.723	27.950	88.9	14:40.465
6	1:33.122	36.352	30.687	26.083	225.0	18:05.111	6	1:36.827	37.968	31.920	26.939	220.0	16:17.292
7	1:32.738	36.032	30.619	26.087	227.4	19:37.849	7	1:32.473	35.929	30.593	25.951	228.3	17:49.765
8	1:32.481	35.871	30.551	26.059	227.8	21:10.330	8	1:32.324	35.886	30.439	25.999	229.3	19:22.089
9	1:52.255B	36.496	36.386	39.373	227.8	23:02.585	9	1:32.564	35.975	30.590	25.999	231.8	20:54.653
10	5:55.928	4:57.296	31.776	26.856	103.0	28:58.513	10	1:48.815B	36.116	33.257	39.442	229.8	22:43.468
11	1:32.727	35.959	30.640	26.128	228.8	30:31.240	11	5:52.309	4:55.652	30.619	26.038	113.4	28:35.777
18	Zoe FLORESCU ROU						24	Beau LOWETTE BEL					
Tecnicar by Amtog						TATUUS T-421	TC Racing						TATUUS T-421
1	2:25.981B	59.304	33.886	52.791	102.6	2:25.981	1	2:37.848B	1:09.892	33.465	54.491	103.4	2:37.848
2	3:34.225B	2:20.600	34.068	39.557	106.8	6:00.206	2	2:19.788B	1:11.606	32.429	35.753	98.6	4:57.636
3	2:55.343B	1:49.346	31.976	34.021	108.7	8:55.549	3	3:23.805B	2:17.898	31.395	34.512	81.6	8:21.441
4	6:38.332	5:27.900	39.166	31.266	87.2	15:33.881	4	2:57.732	2:00.414	30.914	26.404	109.0	11:19.173
5	1:44.815	40.958	34.494	29.363	159.8	17:18.696	5	1:33.135	36.208	30.787	26.140	226.4	12:52.308
6	1:34.212	36.607	30.983	26.622	227.8	18:52.908	6	1:33.214	36.345	30.761	26.108	226.4	14:25.522
7	1:36.097	36.425	33.393	26.279	227.4	20:29.005	7	1:33.457	36.092	30.812	26.553	226.4	15:58.979
8	1:45.899B	36.232	31.385	38.282	228.3	22:14.904							
9	6:45.664	5:47.591	31.685	26.388	107.7	29:00.568							
10	1:33.543	36.246	30.978	26.319	232.3	30:34.111							

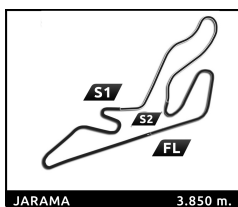


E4 SWC - R2 JARAMA Free Practice 1

Sector Analysis

— Invalidated Lap ■ Personal Best ■ Session Best B Crossing the pit lane

Lap	Time	Sector 1	Sector 2	Sector 3	T.Sp	Elapsed	Lap	Time	Sector 1	Sector 2	Sector 3	T.Sp	Elapsed
28 Max RADECK PRT DXR TATUUS T-421													
1	2:20.952B	56.397	34.733	49.822	106.7	2:20.952							
2	3:17.020B	2:01.330	33.054	42.636	106.3	5:37.972							
3	2:23.751B	1:18.768	32.028	32.955	107.2	8:01.723							
4	4:13.052	3:08.853	36.156	28.043	94.8	12:14.775							
5	1:39.305	39.224	33.277	26.804	187.8	13:54.080							
6	1:35.581	37.278	31.645	26.658	224.5	15:29.661							
7	1:33.966	36.625	31.108	26.233	224.5	17:03.627							
8	1:33.770	36.489	31.044	26.237	225.0	18:37.397							
9	1:33.356	36.392	30.883	26.081	227.8	20:10.753							
10	1:41.379B	36.400	30.832	34.147	225.5	21:52.132							
11	7:00.417	6:02.058	32.021	26.338	116.1	28:52.549							
12	1:33.625	36.294	30.909	26.422	226.4	30:26.174							
32 Simon BULBARELLA ARG Drivex TATUUS T-421													
1	2:17.089B	55.409	34.528	47.152	113.8	2:17.089							
2	2:59.558B	1:47.260	33.240	39.058	106.6	5:16.647							
3	2:24.746B	1:20.733	31.856	32.157	106.7	7:41.393							
4	4:30.214	3:27.105	35.224	27.885	91.9	12:11.607							
5	1:40.867	39.201	34.953	26.713	195.7	13:52.474							
6	1:34.731	36.878	31.334	26.519	226.9	15:27.205							
7	1:33.600	36.509	30.788	26.303	227.4	17:00.805							
8	1:33.700	36.512	30.846	26.342	228.8	18:34.505							
9	1:32.956	36.127	30.722	26.107	227.4	20:07.461							
10	1:42.100B	36.668	30.889	34.543	228.8	21:49.561							
11	7:00.168	6:02.179	31.224	26.765	113.7	28:49.729							
12	1:33.670	36.383	30.978	26.309	229.3	30:23.399							
37 Ty FISHER CAN Griffin Core TATUUS T-421													
1	3:07.217	2:07.111	32.791	27.315	113.8	3:07.217							
2	1:35.630	37.844	31.227	26.559	200.4	4:42.847							
3	1:33.936	36.894	30.696	26.346	228.3	6:16.783							
4	1:33.632	36.679	30.588	26.365	230.3	7:50.415							
5	1:40.144B	36.426	31.184	32.534	231.3	9:30.559							
6	6:21.765	5:20.035	34.201	27.529	89.6	15:52.324							
7	1:35.608	37.931	31.483	26.194	211.4	17:27.932							
8	1:33.302	36.584	30.519	26.199	229.3	19:01.234							
9	1:32.635	36.116	30.482	26.037	231.3	20:33.869							
10	1:43.306B	36.107	31.762	35.437	232.3	22:17.175							
11	7:11.975	6:15.126	30.673	26.176	115.1	29:29.150							
12	1:32.583	36.105	30.493	25.985	229.3	31:01.733							
38 Daniel KELLEHER IRL Campos Racing TATUUS T-421													
1	2:17.388	1:14.901	34.346	28.141	81.8	2:17.388							
2	1:34.469	37.161	30.952	26.356	217.3	3:51.857							
3	1:33.254	36.300	30.695	26.259	228.3	5:25.111							
39 Louis COCHET FRA KCL Motorsport TATUUS T-421													
1	2:19.195B	56.075	34.554	48.566	106.8	2:19.195							
2	3:12.825B	1:54.674	33.864	44.287	105.4	5:32.020							
3	2:21.286	1:20.359	34.148	26.779	105.6	7:53.306							
4	1:40.710B	37.437	31.213	32.060	226.4	9:34.016							
5	5:07.745	4:04.437	34.899	28.409	101.7	14:41.761							
6	1:37.092	38.812	31.857	26.423	205.3	16:18.853							
7	1:33.353	36.386	30.684	26.283	231.3	17:52.206							
8	1:33.126	36.259	30.671	26.196	230.8	19:25.332							
9	1:33.010	36.166	30.663	26.181	231.8	20:58.342							
10	1:49.564B	36.899	34.327	38.338	231.8	22:47.906							
11	5:56.766	4:59.353	31.019	26.394	108.5	28:44.672							
12	1:33.360	36.316	30.765	26.279	231.3	30:18.032							
40 Kasper SCHORMANS NLD MP Motorsport TATUUS T-421													
1	1:51.387B	44.010	31.779	35.598	110.9	1:51.387							
2	2:25.109B	1:21.368	30.893	32.848	107.4	4:16.496							
3	2:28.089	1:30.830	30.878	26.381	109.4	6:44.585							
4	1:39.148B	36.293	30.733	32.122	227.8	8:23.733							
5	6:35.592	5:32.210	35.488	27.894	91.1	14:59.325							
6	1:36.457	38.112	31.803	26.542	226.4	16:35.782							
7	1:32.823	36.166	30.507	26.150	229.8	18:08.605							
8	1:32.453	35.950	30.445	26.058	228.8	19:41.058							
9	1:32.439	35.851	30.542	26.046	230.8	21:13.497							
10	1:50.754B	39.081	33.966	37.707	230.8	23:04.251							
11	5:33.971	4:37.118	30.699	26.154	115.9	28:38.222							
12	1:32.717	36.024	30.575	26.118	228.8	30:10.939							
44 Elliot KACZYNSKI SWE DXR TATUUS T-421													
1	10:18.826	9:12.119	37.596	29.111	101.6	10:18.826							
2	1:42.532	40.683	34.460	27.389	172.5	12:01.358							
3	1:35.684	36.464	31.136	28.084	228.3	13:37.042							
4	1:33.710	36.400	31.131	26.179	229.3	15:10.752							
5	1:35.606	36.318	32.662	26.626	227.8	16:46.358							
6	1:33.141	36.171	30.831	26.139	230.8	18:19.499							
7	1:32.945	36.090	30.715	26.140	229.3	19:52.444							
8	1:33.098	36.144	30.795	26.159	231.3	21:25.542							
9	1:50.631B	37.960	32.594	40.077	229.3	23:16.173							
10	5:34.847	4:36.872	31.508	26.467	112.3	28:51.020							
11	1:33.700	36.361	31.114	26.225	228.8	30:24.720							
46 Nathan TYE GBR Drivex TATUUS T-421													

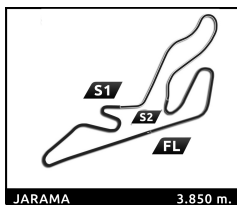


E4 SWC - R2 JARAMA Free Practice 1

Sector Analysis

— Invalidated Lap ■ Personal Best ■ Session Best B Crossing the pit lane

Lap	Time	Sector 1	Sector 2	Sector 3	T.Spd	Elapsed	Lap	Time	Sector 1	Sector 2	Sector 3	T.Spd	Elapsed
72 Maria NETO PRT TC Racing TATUUS T-421													
1	2:14.306B	53.869	33.730	46.707	93.2	2:14.306	1	2:44.767B	1:29.238	33.898	41.631	99.5	2:44.767
2	2:37.813B	1:32.015	31.396	34.402	106.4	4:52.119	2	3:43.597B	2:37.551	32.205	33.841	108.0	6:28.364
3	5:24.094	4:18.296	36.082	29.716	82.9	10:16.213	3	2:43.521B	1:39.015	31.568	32.938	109.9	9:11.885
4	1:42.767	41.758	33.897	27.112	168.5	11:58.980	4	5:07.181	4:05.938	33.926	27.317	91.4	14:19.066
5	1:35.908	36.704	30.768	28.436	227.4	13:34.888	5	1:36.500	37.715	32.146	26.639	217.7	15:55.566
6	1:33.759	36.275	31.300	26.184	226.9	15:08.647	6	1:34.725	37.277	31.034	26.414	229.3	17:30.291
7	1:36.853	36.091	34.385	26.377	229.3	16:45.500	7	1:34.496	36.270	30.799	27.427	230.3	19:04.787
8	1:32.858	36.051	30.793	26.014	229.3	18:18.358	8	1:33.549	36.513	30.725	26.311	228.8	20:38.336
9	1:32.354	35.851	30.528	25.975	230.3	19:50.712	9	1:59.005B	38.815	38.685	41.505	230.8	22:37.341
10	1:32.812	36.000	30.716	26.096	230.3	21:23.524	10	6:26.668	5:27.893	31.539	27.236	109.9	29:04.009
11	1:49.743B	38.688	32.350	38.705	200.0	23:13.267	11	1:33.336	36.339	30.705	26.292	229.8	30:37.345
12	5:33.787	4:36.340	31.160	26.287	110.0	28:47.054							
13	1:32.841	36.071	30.644	26.126	229.3	30:19.895							
73 Fausto ARNAUDO ARG Monlau Motorsport TATUUS T-421													
1	2:31.703B	1:04.462	32.410	54.831	103.8	2:31.703							
2	2:16.841B	1:09.625	31.751	35.465	113.2	4:48.544							
3	2:38.814B	1:30.106	31.819	36.889	108.1	7:27.358							
4	2:08.895B	1:03.857	31.184	33.854	109.1	9:36.253							
5	2:08.806B	1:04.332	31.157	33.317	109.3	11:45.059							
6	4:57.242	3:56.987	32.823	27.432	105.5	16:42.301							
7	1:34.924	37.520	30.950	26.454	225.9	18:17.225							
8	1:34.290	37.352	30.615	26.323	228.3	19:51.515							
9	1:32.870	36.166	30.619	26.085	231.3	21:24.385							
10	1:50.000B	38.337	32.399	39.264	217.7	23:14.385							
11	5:52.975	4:52.296	33.033	27.646	111.7	29:07.360							
12	1:33.072	36.239	30.668	26.165	228.8	30:40.432							
74 Pablo RICCOBONO ESP GRS TATUUS T-421													
1	2:46.851	1:44.784	34.469	27.598	86.1	2:46.851							
2	1:37.270	38.691	31.772	26.807	196.7	4:24.121							
3	1:34.879	37.073	31.199	26.607	221.3	5:59.000							
4	1:34.571	36.762	31.274	26.535	221.3	7:33.571							
5	1:34.140	36.449	31.085	26.606	223.6	9:07.711							
6	1:34.454	36.634	31.303	26.517	225.0	10:42.165							
7	1:33.698	36.237	31.144	26.317	225.5	12:15.863							
8	1:34.174	36.579	31.142	26.453	227.4	13:50.037							
9	1:41.749B	36.595	31.754	33.400	225.5	15:31.786							
10	3:37.640	2:39.890	31.155	26.595	97.2	19:09.426							
11	1:34.089	36.485	31.111	26.493	227.4	20:43.515							
77 Andrej PETROVIC SRB T-Code TATUUS T-421													
1	2:26.927	1:24.175	33.922	28.830	92.6	2:26.927							
2	1:37.454	39.149	31.790	26.515	200.4	4:04.381							
3	1:33.677	36.533	30.854	26.290	226.4	5:38.058							
4	1:33.387	36.408	30.859	26.120	227.8	7:11.445							
5	1:39.547B	36.171	30.937	32.439	230.8	8:50.992							
6	6:24.411	5:16.578	38.133	29.700	85.6	15:15.403							
7	1:38.954	39.382	32.599	26.973	201.9	16:54.357							
8	1:33.481	36.576	30.802	26.103	225.9	18:27.838							
9	1:32.724	36.112	30.533	26.079	227.4	20:00.562							
10	1:42.925B	36.064	30.604	36.257	231.3	21:43.487							
11	7:13.256	6:13.594	32.953	26.709	114.9	28:56.743							
12	1:33.132	36.322	30.706	26.104	226.9	30:29.875							
							78 Maria NETO PRT TC Racing TATUUS T-421						
1	2:44.767B	1:29.238	33.898	41.631	99.5	2:44.767							
2	3:43.597B	2:37.551	32.205	33.841	108.0	6:28.364							
3	2:43.521B	1:39.015	31.568	32.938	109.9	9:11.885							
4	5:07.181	4:05.938	33.926	27.317	91.4	14:19.066							
5	1:36.500	37.715	32.146	26.639	217.7	15:55.566							
6	1:34.725	37.277	31.034	26.414	229.3	17:30.291							
7	1:34.496	36.270	30.799	27.427	230.3	19:04.787							
8	1:33.549	36.513	30.725	26.311	228.8	20:38.336							
9	1:59.005B	38.815	38.685	41.505	230.8	22:37.341							
10	6:26.668	5:27.893	31.539	27.236	109.9	29:04.009							
11	1:33.336	36.339	30.705	26.292	229.8	30:37.345							
							80 Sebastian FRIGOLET MEX DXR TATUUS T-421						
1	2:34.794B	1:06.877	33.234	54.683	108.3	2:34.794							
2	3:35.759B	2:27.747	32.141	35.871	108.7	6:10.553							
3	4:15.782	3:12.913	34.907	27.962	92.5	10:26.335							
4	1:38.022	38.598	32.804	26.620	189.8	12:04.357							
5	1:34.399	36.755	31.201	26.443	226.4	13:38.756							
6	1:34.580	36.424	31.724	26.432	227.4	15:13.336							
7	1:34.560	36.680	31.108	26.772	229.3	16:47.896							
8	1:33.201	36.312	30.691	26.198	229.8	18:21.097							
9	1:34.398	37.149	30.862	26.387	229.3	19:55.495							
10	1:43.114B	36.384	30.956	35.774	229.8	21:38.609							
11	7:15.780	6:17.294	31.915	26.571	111.9	28:54.389							
12	1:33.483	36.297	30.944	26.242	227.8	30:27.872							
							81 Noah MONTEIRO PRT Griffin Core TATUUS T-421						
1	2:59.607	1:58.662	33.726	27.219	115.6	2:59.607							
2	1:36.870	38.316	31.940	26.614	201.1	4:36.477							
3	1:34.247	36.713	31.005	26.529	224.5	6:10.724							
4	1:33.099	36.208	30.782	26.109	226.9	7:43.823							
5	1:41.113B	36.064	30.582	34.467	227.4	9:24.936							
6	4:45.821	3:44.929	33.604	27.288	105.1	14:10.757							
7	1:37.115	38.383	32.205	26.527	204.9	15:47.872							
8	1:33.201	36.453	30.708	26.040	226.4	17:21.073							
9	1:32.424	35.922	30.454	26.048	229.3	18:53.497							
10	1:32.627	36.105	30.457	26.065	231.3	20:26.124							
11	1:47.747B	35.979	32.071	39.697	230.3	22:13.871							
12	7:12.526	6:15.659	30.763	26.104	119.3	29:26.397							
13	1:32.876	36.218	30.521	26.137	226.4	30:59.273							
							88 Miki BLASCOS ESP Monlau Motorsport TATUUS T-421						
1	2:30.278B	1:01.470	33.731	55.077	109.0	2:30.278							
2	2:16.037B	1:10.102	31.751	34.184	113.3	4:46.315							
3	2:22.944	1:25.144	31.228	26.572	110.9	7:09.259							
4	1:34.037	36.485	31.095	26.457	226.4	8:43.296							
5	1:41.801B	36.440	31.147	34.214	228.3	10:25.097							
6	5:37.864	4:37.393	33.316	27.155	96.0	16:02.961							
7	1:36.276	38.362	31.523	26.391	209.3	17:39.237							
8	1:34.282	37.030	31.018	26.234	218.2	19:13.519							
9	1:33.133	36.230	30.806	26.097	229.3	20:46.652							



E4 SWC - R2 JARAMA Free Practice 1

Sector Analysis

— Invalidated Lap ■ Personal Best ■ Session Best B Crossing the pit lane

Lap	Time	Sector 1	Sector 2	Sector 3	T.Sp	Elapsed	Lap	Time	Sector 1	Sector 2	Sector 3	T.Sp	Elapsed
10	1:53.518 B	36.176	34.846	42.496	230.3	22:40.170							
11	6:23.076	5:24.290	31.955	26.831	113.1	29:03.246							
12	1:33.299	36.185	30.844	26.270	228.3	30:36.545							

94		Jordan MOODLEY		ZAF		
G4 Racing		TATUUS T-421				
1	2:41.706 B	1:18.673	33.260	49.773	81.6	2:41.706
2	3:29.641	2:30.221	31.961	27.459	106.4	6:11.347
3	1:37.676	37.736	32.529	27.411	225.5	7:49.023
4	1:35.570	37.192	31.475	26.903	225.5	9:24.593
5	1:42.942 B	37.058	31.462	34.422	225.0	11:07.535
6	4:53.679	3:40.262	43.886	29.531	89.4	16:01.214
7	1:42.215	41.262	33.692	27.261	218.2	17:43.429
8	1:37.528	37.818	32.712	26.998	225.5	19:20.957
9	1:35.472	36.881	31.655	26.936	226.4	20:56.429
10	1:49.404 B	36.915	33.860	38.629	227.8	22:45.833
11	6:23.378	5:24.063	31.515	27.800	106.4	29:09.211
12	1:34.867	36.865	31.214	26.788	231.8	30:44.078