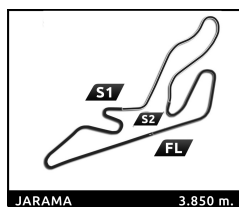


E4 SWC - R2 JARAMA Qualifying 1

Sector Analysis

— Invalidated Lap ■ Personal Best ■ Session Best B Crossing the pit lane

Lap	Time	Sector 1	Sector 2	Sector 3	T.Sp	Elapsed	Lap	Time	Sector 1	Sector 2	Sector 3	T.Sp	Elapsed		
1	Reno FRANCO	NLD						10	Luna FLUXA	ESP					
	KCL Motorsport	TATUUS T-421							Campos Racing	TATUUS T-421					
1	1:49.371	49.595	32.584	27.192	114.8	1:49.371	1	8:54.909	7:55.005	32.720	27.184	106.4	8:54.909		
2	1:35.953	37.163	31.913	26.877	224.5	3:25.324	2	1:35.457	37.744	31.070	26.643	208.9	10:30.366		
3	1:34.208	36.634	31.531	26.043	228.3	4:59.532	3	1:33.172	36.469	30.677	26.026	231.8	12:03.538		
4	1:32.522	35.942	30.711	25.869	229.3	6:32.054	4	1:32.405	35.985	30.551	25.869	231.8	13:35.943		
5	1:32.548	35.944	30.641	25.963	230.3	8:04.602	5	1:32.439	35.963	30.556	25.920	230.8	15:08.382		
6	1:39.387 B	35.945	30.873	32.569	228.8	9:43.989	6	1:32.587	36.076	30.564	25.947	233.3	16:40.969		
7	3:25.939	2:26.674	32.663	26.602	112.6	13:09.928	7	1:32.543	35.989	30.609	25.945	231.8	18:13.512		
8	1:33.252	36.585	30.728	25.939	227.4	14:43.180	8	1:32.771	35.980	30.780	26.011	231.8	19:46.283		
9	1:32.299	35.884	30.544	25.871	231.3	16:15.479	9	1:52.285 B	36.308	32.935	43.042	228.3	21:38.568		
10	1:32.080	35.810	30.461	25.809	229.8	17:47.559									
11	1:32.159	35.743	30.494	25.922	230.8	19:19.718									
12	1:37.913 B	35.763	30.538	31.612	230.8	20:57.631									
7	Felipe REIJS	NLD						11	Rahim ALIBHAI	USA					
	MP Motorsport	TATUUS T-421							Monlau Motorsport	TATUUS T-421					
1	1:55.930	55.529	33.216	27.185	112.4	1:55.930	1	6:08.480	5:01.774	38.629	28.077	105.5	6:08.480		
2	1:34.422	37.030	31.059	26.333	229.8	3:30.352	2	1:51.625	39.250	39.349	33.026	197.8	8:00.105		
3	1:35.021	36.746	32.178	26.097	227.4	5:05.373	3	1:35.008	37.206	31.091	26.711	228.8	9:35.113		
4	1:35.781	37.887	31.811	26.083	226.4	6:41.154	4	1:33.722	36.822	30.715	26.185	230.8	11:08.835		
5	1:32.792	36.102	30.638	26.052	228.3	8:13.946	5	1:33.247	36.465	30.675	26.107	231.3	12:42.082		
6	1:40.313 B	35.892	30.787	33.634	228.3	9:54.259	6	1:45.819	48.830	30.937	26.052	232.3	14:27.901		
7	3:25.026	2:19.388	36.157	29.481	109.9	13:19.285	7	1:32.966	36.131	30.724	26.111	229.8	16:00.867		
8	1:38.877	37.004	31.101	30.772	230.8	14:58.162	8	1:38.983	36.264	36.440	26.279	228.8	17:39.850		
9	1:34.261	36.556	30.678	27.027	230.8	16:32.423	9	1:32.926	36.208	30.668	26.050	231.3	19:12.776		
10	1:35.430	36.355	30.573	28.502	232.3	18:07.853	10	1:32.806	36.112	30.601	26.093	229.8	20:45.582		
11	1:32.730	36.052	30.673	26.005	230.8	19:40.583									
12	1:32.601	36.245	30.496	25.860	229.8	21:13.184									
8	Jacob MICALLEF	MLT						12	Philippe Armand KARRAS	GRC					
	Campos Racing	TATUUS T-421							G4 Racing	TATUUS T-421					
1	8:51.797	7:51.494	32.815	27.488	109.0	8:51.797	1	4:23.810	3:20.884	34.403	28.523	91.1	4:23.810		
2	1:35.776	37.326	31.629	26.821	217.7	10:27.573	2	1:37.086	38.468	32.100	26.518	212.6	6:00.896		
3	1:33.000	36.228	30.645	26.127	230.8	12:00.573	3	1:34.009	36.832	31.027	26.150	226.4	7:34.905		
4	1:32.333	35.922	30.520	25.891	232.8	13:32.906	4	1:33.037	36.282	30.772	25.983	227.8	9:07.942		
5	1:32.285	35.822	30.507	25.956	232.3	15:05.191	5	1:32.885	36.171	30.742	25.972	227.4	10:40.827		
6	1:32.522	35.938	30.552	26.032	232.3	16:37.713	6	1:32.565	35.825	30.780	25.960	226.9	12:13.392		
7	1:32.433	35.854	30.501	26.078	232.3	18:10.146	7	1:32.609	36.016	30.692	25.901	225.9	13:46.001		
8	1:32.707	35.953	30.581	26.173	231.3	19:42.853	8	1:32.819	36.097	30.730	25.992	228.3	15:18.820		
9	1:48.844 B	35.950	30.600	42.294	229.3	21:31.697	9	1:32.924	36.143	30.772	26.009	228.8	16:51.744		
9	Jean Paul KARRAS	GRC						13	Aleix PIÑERA	ESP					
	G4 Racing	TATUUS T-421							Tecnicar by Amtog	TATUUS T-421					
1	4:25.144	3:22.223	34.837	28.084	91.3	4:25.144	1	6:48.987	5:41.186	38.030	29.771	87.2	6:48.987		
2	1:36.727	38.270	32.096	26.361	205.7	6:01.871	2	1:45.366	40.138	35.675	29.553	207.3	8:34.353		
3	1:33.931	36.623	30.913	26.395	229.3	7:35.802	3	1:34.551	36.995	31.086	26.470	227.4	10:08.904		
4	1:33.022	36.248	30.739	26.035	229.3	9:08.824	4	1:33.775	36.362	30.905	26.508	228.8	11:42.679		
5	1:32.799	36.102	30.722	25.975	230.3	10:41.623	5	1:35.392	37.434	31.112	26.846	228.3	13:18.071		
6	1:32.888	35.949	30.828	26.111	230.8	12:14.511	6	1:33.437	36.366	30.912	26.159	228.8	14:51.508		
7	1:32.768	36.088	30.745	25.935	230.8	13:47.279	7	1:33.275	36.118	30.981	26.176	227.4	16:24.783		
8	1:33.098	36.263	30.816	26.019	230.8	15:20.377	8	1:33.380	36.227	30.918	26.235	225.5	17:58.163		
9	1:32.929	36.157	30.782	25.990	229.8	16:53.306	9	1:33.322	36.191	30.880	26.251	225.9	19:31.485		
10	1:33.198	36.067	30.773	26.358	230.3	18:26.504	10	1:33.279	36.219	30.859	26.201	225.5	21:04.764		
11	1:33.411	36.375	30.891	26.145	231.8	19:59.915									
12	1:50.818 B	36.481	30.819	43.518	229.8	21:50.733									
15	Jensen BURNETT	CAN						15	Jensen BURNETT	CAN					
	Drivex	TATUUS T-421							Drivex	TATUUS T-421					
1	5:03.956	3:59.963	36.508	27.485	96.7	5:03.956	1	5:03.956	3:59.963	36.508	27.485	96.7	5:03.956		

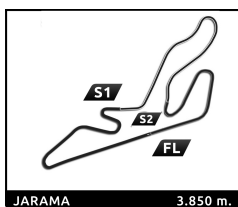


E4 SWC - R2 JARAMA Qualifying 1

Sector Analysis

— Invalidated Lap ■ Personal Best ■ Session Best B Crossing the pit lane

Lap	Time	Sector 1	Sector 2	Sector 3	T.Sp	Elapsed	Lap	Time	Sector 1	Sector 2	Sector 3	T.Sp	Elapsed
2	1:42.464	41.256	33.451	27.757	194.2	6:46.420	4	1:32.619	35.686	30.431	26.502	230.8	13:29.695
3	1:33.238	36.469	30.734	26.035	230.8	8:19.658	5	1:31.878	35.611	30.434	25.833	231.3	15:01.573
4	1:32.558	35.892	30.701	25.965	230.8	9:52.216	6	1:31.976	35.806	30.405	25.765	230.8	16:33.549
5	1:32.625	36.067	30.629	25.929	230.3	11:24.841	7	1:31.982	35.671	30.493	25.818	231.8	18:05.531
6	1:32.451	35.835	30.595	26.021	230.8	12:57.292	8	1:32.132	35.750	30.522	25.860	231.3	19:37.663
7	1:32.533	35.840	30.675	26.018	229.3	14:29.825	9	1:58.936B	35.828	40.302	42.806	231.3	21:36.599
8	1:32.438	35.800	30.612	26.026	230.3	16:02.263	23 Rocco CORONEL NLD						
9	1:33.969	37.297	30.623	26.049	231.8	17:36.232	MP Motorsport TATUUS T-421						
10	1:32.831	35.973	30.745	26.113	231.3	19:09.063	1	1:44.977	43.160	34.257	27.560	114.5	1:44.977
11	1:38.969B	35.958	30.767	32.244	229.8	20:48.032	2	1:34.604	37.448	31.054	26.102	224.5	3:19.581
17 Nacho TUÑON ESP							TATUUS T-421						
T-Code													
1	6:43.909	5:35.654	37.570	30.685	90.5	6:43.909	3	1:33.418	36.975	30.644	25.799	228.3	4:52.999
2	1:48.481	40.961	36.888	30.632	176.8	8:32.390	4	1:32.487	36.003	30.592	25.892	229.8	6:25.486
3	1:34.286	36.968	30.996	26.322	226.9	10:06.676	5	1:32.705	35.795	30.741	26.169	230.8	7:58.191
4	1:32.624	35.950	30.676	25.998	228.8	11:39.300	6	1:36.827B	35.904	30.558	30.365	230.3	9:35.018
5	1:32.247	35.903	30.475	25.869	227.4	13:11.547	7	3:06.063	2:06.432	32.698	26.933	112.0	12:41.081
6	1:32.105	35.694	30.559	25.852	230.3	14:43.652	8	1:37.604	40.111	31.439	26.054	225.9	14:18.685
7	1:32.883	36.043	30.789	26.051	229.3	16:16.535	9	1:32.094	35.813	30.448	25.833	230.8	15:50.779
8	1:32.223	35.911	30.434	25.878	227.8	17:48.758	10	1:31.904	35.742	30.385	25.777	231.3	17:22.683
9	1:32.376	35.817	30.559	26.000	229.3	19:21.134	11	1:32.211	35.915	30.477	25.819	229.3	18:54.894
10	1:45.777B	36.046	32.584	37.147	226.4	21:06.911	12	1:31.938	35.764	30.455	25.719	229.8	20:26.832
18 Zoe FLORESCU ROU							TATUUS T-421						
Technicar by Amtog													
1	6:47.155	5:38.796	38.122	30.237	99.3	6:47.155	1	2:08.319	1:05.625	34.772	27.922	80.3	2:08.319
2	1:47.965	43.560	37.174	27.231	191.8	8:35.120	2	1:34.604	36.950	31.224	26.430	223.1	3:42.923
3	1:35.102	36.629	31.222	27.251	229.3	10:10.222	3	1:33.074	36.318	30.803	25.953	226.9	5:15.997
4	1:33.169	36.195	30.770	26.204	231.3	11:43.391	4	1:33.115	36.105	30.772	26.238	228.3	6:49.112
5	1:33.433	36.298	30.901	26.234	230.8	13:16.824	5	1:40.271B	36.744	31.107	32.420	230.8	8:29.383
6	1:32.947	36.039	30.816	26.092	227.8	14:49.771	6	2:25.918	1:26.509	32.520	26.889	108.4	10:55.301
7	1:32.952	36.028	30.886	26.038	229.3	16:22.723	7	1:33.215	36.324	30.794	26.097	226.9	12:28.516
8	1:32.903	36.049	30.701	26.153	226.4	17:55.626	8	1:32.236	35.846	30.532	25.858	228.3	14:00.752
9	1:32.964	36.006	30.841	26.117	228.8	19:28.590	9	1:32.099	35.821	30.503	25.775	228.3	15:32.851
10	1:33.173	36.237	30.746	26.190	228.3	21:01.763	10	1:32.347	35.875	30.556	25.916	228.3	17:05.198
21 Borys LYZEN POL							TATUUS T-421						
KCL Motorsport													
1	2:03.459	57.279	37.180	29.000	104.2	2:03.459	11	1:32.342	35.827	30.527	25.988	227.8	18:37.540
2	1:33.528	36.698	30.769	26.061	227.4	3:36.987	12	1:41.350B	35.826	30.583	34.941	226.4	20:18.890
3	1:32.953	36.058	30.889	26.006	231.8	5:09.940	24 Beau LOWETTE BEL						
4	1:42.772B	36.984	32.272	33.516	199.3	6:52.712	TC Racing TATUUS T-421						
5	3:23.779	2:22.492	33.998	27.289	102.4	10:16.491	1	2:08.319	1:05.625	34.772	27.922	80.3	2:08.319
6	1:34.518	36.750	30.867	26.901	224.1	11:51.009	2	1:34.604	36.950	31.224	26.430	223.1	3:42.923
7	1:32.429	35.987	30.542	25.900	231.3	13:23.438	3	1:33.074	36.318	30.803	25.953	226.9	5:15.997
8	1:32.748	35.959	30.593	26.196	231.3	14:56.186	4	1:33.115	36.105	30.772	26.238	228.3	6:49.112
9	1:32.203	35.809	30.476	25.918	230.3	16:28.389	5	1:40.271B	36.744	31.107	32.420	230.8	8:29.383
10	1:32.195	35.895	30.503	25.797	230.8	18:00.584	6	2:25.918	1:26.509	32.520	26.889	108.4	10:55.301
11	1:32.588	36.031	30.616	25.941	230.8	19:33.172	7	1:33.215	36.324	30.794	26.097	226.9	12:28.516
12	1:32.415	35.996	30.537	25.882	230.8	21:05.587	8	1:32.236	35.846	30.532	25.858	228.3	14:00.752
28 Max RADECK PRT							TATUUS T-421						
DXR													
1	5:08.627	4:02.151	37.782	28.694	97.4	5:08.627	9	1:33.382	36.599	30.764	26.019	231.3	17:43.679
2	1:40.286	39.726	33.508	27.052	193.9	6:48.913	10	1:34.592	36.410	31.536	26.646	229.3	19:18.271
3	1:36.417	37.793	32.230	26.394	227.4	8:25.330	11	1:33.145	36.221	30.831	26.093	227.4	20:51.416
4	1:33.380	36.438	30.829	26.113	226.4	9:58.710	32 Simon BULBARELLA ARG						
5	1:33.036	36.195	30.853	25.988	227.4	11:31.746	Drivex TATUUS T-421						
6	1:32.833	35.997	30.795	26.041	226.9	13:04.579	1	5:05.020	4:00.792	36.457	27.771	98.3	5:05.020
7	1:32.739	35.916	30.763	26.060	228.8	14:37.318	2	1:43.027	41.828	33.759	27.440	194.2	6:48.047
8	1:32.979	36.071	30.717	26.191	227.4	16:10.297	3	1:34.821	37.275	31.294	26.252	214.3	8:22.868
9	1:33.382	36.599	30.764	26.019	231.3	17:43.679	4	1:32.958	36.218	30.688	26.052	232.3	9:55.826
10	1:34.592	36.410	31.536	26.646	229.3	19:18.271							
11	1:33.145	36.221	30.831	26.093	227.4	20:51.416							
22 Vivek KANTHAN USA							TATUUS T-421						
Griffin Core													
1	8:49.475	7:49.973	32.501	27.001	105.4	8:49.475							
2	1:35.316	37.849	31.308	26.159	207.7	10:24.791							
3	1:32.285	36.010	30.446	25.829	232.3	11:57.076							

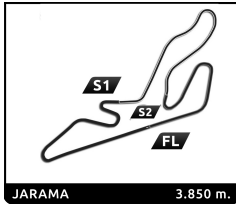


E4 SWC - R2 JARAMA Qualifying 1

Sector Analysis

— Invalidated Lap ■ Personal Best ■ Session Best ■ Crossing the pit lane

Lap	Time	Sector 1	Sector 2	Sector 3	T.Sp	Elapsed	Lap	Time	Sector 1	Sector 2	Sector 3	T.Sp	Elapsed
37 Ty FISHER CAN Griffin Core TATUUS T-421													
1	8:53.283	7:53.749	32.463	27.071	106.1	8:53.283							
2	1:35.621	37.601	31.301	26.719	197.1	10:28.904							
3	1:33.217	36.198	30.383	26.636	233.3	12:02.121							
4	1:32.250	35.988	30.409	25.853	231.8	13:34.371							
5	1:32.036	35.919	30.287	25.830	233.3	15:06.407							
6	1:31.905	35.689	30.238	25.978	232.3	16:38.312							
7	1:33.184	35.824	30.369	26.991	236.8	18:11.496							
8	1:32.340	35.917	30.506	25.917	231.3	19:43.836							
9	1:46.047 B	35.799	30.380	39.868	232.3	21:29.883							
38 Daniel KELLEHER IRL Campos Racing TATUUS T-421													
1	8:48.626	7:49.457	32.465	26.704	110.3	8:48.626							
2	1:34.225	37.193	30.877	26.155	219.1	10:22.851							
3	1:32.642	36.141	30.575	25.926	228.3	11:55.493							
4	1:32.255	35.880	30.400	25.975	230.3	13:27.748							
5	1:32.094	35.765	30.476	25.853	232.3	14:59.842							
6	1:32.156	35.797	30.425	25.934	232.8	16:31.998							
7	1:32.044	35.775	30.395	25.874	230.8	18:04.042							
8	1:31.841	35.545	30.419	25.877	232.3	19:35.883							
9	1:58.584 B	39.718	36.937	41.929	190.5	21:34.467							
39 Louis COCHET FRA KCL Motorsport TATUUS T-421													
1	1:55.579	54.348	33.983	27.248	107.9	1:55.579							
2	1:36.058	38.231	31.454	26.373	224.1	3:31.637							
3	1:35.220	36.656	32.010	26.554	230.3	5:06.857							
4	1:35.329	36.974	32.049	26.306	232.3	6:42.186							
5	1:38.190 B	36.167	30.773	31.250	229.8	8:20.376							
6	3:28.074	2:28.738	32.561	26.775	98.5	11:48.450							
7	1:36.227	39.175	30.827	26.225	225.9	13:24.677							
8	1:32.731	36.161	30.611	25.959	231.8	14:57.408							
9	1:32.780	36.185	30.624	25.971	231.8	16:30.188							
10	1:32.656	36.063	30.719	25.874	230.3	18:02.844							
11	1:32.765	36.039	30.757	25.969	230.8	19:35.609							
12	1:32.784	36.104	30.733	25.947	229.8	21:08.393							
40 Kasper SCHORMANS NLD MP Motorsport TATUUS T-421													
1	1:48.485	48.951	32.303	27.231	104.8	1:48.485							
2	1:34.532	37.326	31.019	26.187	223.1	3:23.017							
3	1:33.196	36.627	30.666	25.903	230.3	4:56.213							
4	1:32.800	36.094	30.657	26.049	230.8	6:29.013							
5	1:39.921 B	35.982	30.648	33.291	229.3	8:08.934							
6	3:04.352	2:04.479	32.991	26.882	100.9	11:13.286							
7	1:34.199	37.229	30.919	26.051	230.3	12:47.485							
8	1:32.413	36.112	30.487	25.814	231.8	14:19.898							
44 Elliot KACZYNSKI SWE DXR TATUUS T-421													
1	5:03.612	3:59.306	36.489	27.817	90.5	5:03.612							
2	1:43.170	42.165	33.633	27.372	186.9	6:46.782							
3	1:34.787	37.578	31.089	26.120	216.0	8:21.569							
4	1:33.017	36.179	30.717	26.121	229.8	9:54.586							
5	1:32.788	36.197	30.680	25.911	229.8	11:27.374							
6	1:32.567	35.880	30.683	26.004	230.3	12:59.941							
7	1:32.638	35.989	30.682	25.967	230.8	14:32.579							
8	1:32.488	35.842	30.646	26.000	230.8	16:05.067							
9	1:32.763	36.105	30.652	26.006	229.8	17:37.830							
10	1:32.563	36.013	30.598	25.952	230.3	19:10.393							
11	1:33.936	36.097	30.741	27.098	230.3	20:44.329							
46 Nathan TYE GBR Drivex TATUUS T-421													
1	5:02.932	3:58.666	36.070	28.196	87.1	5:02.932							
2	1:42.018	41.866	33.077	27.075	192.2	6:44.950							
3	1:33.212	36.453	30.658	26.101	230.3	8:18.162							
4	1:32.254	35.901	30.491	25.862	231.3	9:50.416							
5	1:31.999	35.714	30.419	25.866	230.3	11:22.415							
6	1:36.429	35.715	34.547	26.167	231.3	12:58.844							
7	1:32.035	35.703	30.539	25.793	231.3	14:30.879							
8	1:32.056	35.724	30.462	25.870	233.8	16:02.935							
9	1:32.163	35.747	30.441	25.975	234.8	17:35.098							
10	1:32.282	35.727	30.630	25.925	229.8	19:07.380							
11	1:32.387	35.858	30.603	25.926	229.8	20:39.767							
73 Fausto ARNAUDO ARG Monlau Motorsport TATUUS T-421													
1	6:21.475	5:18.387	34.976	28.112	79.5	6:21.475							
2	1:37.556	38.529	31.837	27.190	200.4	7:59.031							
3	1:34.286	37.014	30.932	26.340	228.3	9:33.317							
4	1:33.136	36.237	30.844	26.055	229.3	11:06.453							
5	1:33.061	36.154	30.949	25.958	229.8	12:39.514							
6	1:32.609	35.894	30.667	26.048	229.3	14:12.123							
7	1:40.667	36.147	35.803	28.717	228.8	15:52.790							
8	1:32.581	35.996	30.560	26.025	230.8	17:25.371							
9	1:32.404	35.855	30.545	26.004	231.3	18:57.775							
10	1:38.322 B	35.922	30.838	31.562	232.3	20:36.097							
74 Pablo RICCOBONO ESP GRS TATUUS T-421													
1	2:16.583	1:12.661	35.806	28.116	99.7	2:16.583							
2	1:39.246	40.059	32.216	26.971	181.5	3:55.829							
3	1:34.675	36.976	31.231	26.468	226.4	5:30.504							
4	1:33.712	36.404	30.989	26.319	227.8	7:04.216							
5	1:33.520	36.422	30.877	26.221	228.3	8:37.736							
6	1:33.809	36.594	30.986	26.229	228.3	10:11.545							
7	1:33.265	36.173	31.056	26.036	230.8	11:44.810							
8	1:33.464	36.172	30.751	26.541	230.3	13:18.274							
9	1:53.327	55.773	31.144	26.410	232.3	15:11.601							



E4 SWC - R2 JARAMA Qualifying 1

Sector Analysis

— Invalidated Lap

■ Personal Best

■ Session Best

B Crossing the pit lane

Lap	Time	Sector 1	Sector 2	Sector 3	T.Spd	Elapsed	Lap	Time	Sector 1	Sector 2	Sector 3	T.Spd	Elapsed
10	1:33.400	36.352	30.810	26.238	230.3	16:45.001							
11	1:33.281	36.240	30.779	26.262	228.8	18:18.282							
12	1:33.207	36.152	30.861	26.194	229.3	19:51.489							
13	1:33.245	36.252	30.775	26.218	228.3	21:24.734							
77	Andrej PETROVIC						SRB						
	T-Code						TATUUS T-421						
1	6:44.398	5:37.770	36.216	30.412	90.7	6:44.398							
2	1:48.687	40.806	38.169	29.712	191.8	8:33.085							
3	1:34.341	36.717	31.450	26.174	231.8	10:07.426							
4	1:32.811	36.151	30.626	26.034	233.8	11:40.237							
5	1:32.360	35.944	30.523	25.893	231.3	13:12.597							
6	1:32.175	35.757	30.608	25.810	233.8	14:44.772							
7	1:32.243	35.788	30.502	25.953	230.8	16:17.015							
8	1:32.414	35.889	30.548	25.977	232.8	17:49.429							
9	1:34.295	35.859	31.590	26.846	233.3	19:23.724							
10	1:32.579	35.866	30.580	26.133	228.8	20:56.303							
78	Maria NETO						PRT						
	TC Racing						TATUUS T-421						
1	2:10.189	1:08.606	33.898	27.685	111.0	2:10.189							
2	1:36.129	38.047	31.626	26.456	220.9	3:46.318							
3	1:33.882	36.557	31.098	26.227	225.5	5:20.200							
4	1:33.953	36.497	31.098	26.358	226.4	6:54.153							
5	1:34.557	36.181	31.966	26.410	229.3	8:28.710							
6	1:32.501	35.970	30.610	25.921	228.3	10:01.211							
7	1:40.328	37.787	36.280	26.261	230.3	11:41.539							
8	1:32.815	36.020	30.748	26.047	229.3	13:14.354							
9	1:33.271	35.845	30.980	26.446	229.3	14:47.625							
10	1:43.626B	36.784	33.710	33.132	228.8	16:31.251							
80	Sebastian FRIGOLET						MEX						
	DXR						TATUUS T-421						
1	5:09.169	4:02.574	37.977	28.618	100.5	5:09.169							
2	1:40.999	39.600	33.896	27.503	191.8	6:50.168							
3	1:36.269	37.553	32.150	26.566	228.8	8:26.437							
4	1:33.653	36.410	30.746	26.497	230.8	10:00.090							
5	1:32.793	35.965	30.655	26.173	232.3	11:32.883							
6	1:32.707	36.158	30.585	25.964	232.8	13:05.590							
7	1:32.406	35.882	30.594	25.930	232.3	14:37.996							
8	1:34.023	36.088	30.730	27.205	233.8	16:12.019							
9	1:32.738	36.009	30.702	26.027	230.3	17:44.757							
10	1:36.709	36.249	31.180	29.280	233.3	19:21.466							
11	1:33.519	36.443	30.744	26.332	232.3	20:54.985							
81	Noah MONTEIRO						PRT						
	Griffin Core						TATUUS T-421						
1	8:50.995	7:50.944	32.890	27.161	102.8	8:50.995							
2	1:35.407	37.687	31.429	26.291	209.3	10:26.402							
3	1:32.511	36.192	30.459	25.860	231.3	11:58.913							
4	1:31.839	35.813	30.347	25.679	230.3	13:30.752							
5	1:31.644	35.791	30.220	25.633	233.8	15:02.396							
6	1:32.427	35.708	30.554	26.165	232.3	16:34.823							
7	1:31.834	35.686	30.279	25.869	233.8	18:06.657							
8	1:32.013	35.714	30.479	25.820	230.8	19:38.670							
9	2:07.412B	40.079	39.984	47.349	230.8	21:46.082							

88	Miki BLASCOS	ESP				
	Monlau Motorsport	TATUUS T-421				
1	5:58.454	4:57.275	33.794	27.385	88.9	5:58.454
2	1:39.249	38.179	34.468	26.602	209.7	7:37.703
3	1:33.827	36.672	30.986	26.169	227.4	9:11.530
4	1:32.844	36.102	30.839	25.903	229.8	10:44.374
5	1:32.445	35.845	30.633	25.967	231.3	12:16.819
6	1:32.336	35.868	30.558	25.910	230.8	13:49.155
7	1:32.577	35.893	30.626	26.058	230.8	15:21.732
8	1:35.355	35.974	32.967	26.414	231.3	16:57.087
9	1:32.921	36.087	30.731	26.103	229.3	18:30.008
10	1:41.151B	36.132	30.749	34.270	229.3	20:11.159

94	Jorden MOODLEY	ZAF				
	G4 Racing	TATUUS T-421				
1	2:26.900	1:16.917	39.700	30.283	91.9	2:26.900
2	1:42.622	40.521	33.942	28.159	215.6	4:09.522
3	1:37.018	37.876	31.804	27.338	225.5	5:46.540
4	1:35.790	37.133	31.526	27.131	225.9	7:22.330
5	1:35.351	37.105	31.399	26.847	226.9	8:57.681
6	1:34.804	37.070	31.298	26.436	228.3	10:32.485
7	1:34.327	36.628	31.342	26.357	228.8	12:06.812
8	1:34.394	36.761	31.089	26.544	228.3	13:41.206
9	1:34.399	36.719	31.261	26.419	229.8	15:15.605
10	1:34.370	36.845	31.162	26.363	227.8	16:49.975
11	1:36.048	36.689	31.152	28.207	227.4	18:26.023
12	1:35.363	37.349	31.476	26.538	229.3	20:01.386