

E4 SWC - R2 JARAMA Race 1

Sector Analysis

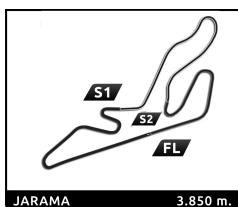
— Invalidated Lap

■ Personal Best

■ Session Best

B Crossing the pit lane

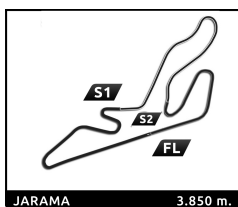
Lap	Time	Sector 1	Sector 2	Sector 3	T.Sp	Elapsed	Lap	Time	Sector 1	Sector 2	Sector 3	T.Sp	Elapsed		
1	Reno FRANCOT	NLD						8	2:01.677	45.158	41.296	35.223	171.7	16:40.200	
	KCL Motorsport	TATUUS T-421						9	2:10.027	47.712	40.745	41.570	149.6	18:50.227	
1	1:35.636	37.643	31.430	26.563		1:35.636	10	1:37.177	38.291	31.949	26.937	221.8	20:27.404		
2	1:49.642	36.440	41.471	31.731	231.3	3:25.278	11	1:34.314	36.668	30.971	26.675	238.4	22:01.718		
3	2:12.344	57.438	40.944	33.962	110.7	5:37.622	12	1:34.006	36.547	31.046	26.413	234.8	23:35.724		
4	2:11.963	57.708	40.762	33.493	94.3	7:49.585	13	1:34.063	36.593	31.034	26.436	235.3	25:09.787		
5	2:12.582	58.292	40.992	33.298	95.8	10:02.167									
6	2:12.825	59.132	40.057	33.636	93.3	12:14.992									
7	2:13.195	57.883	42.263	33.049	89.6	14:28.187									
8	2:02.908	46.646	41.282	34.980	147.3	16:31.095									
9	2:15.586	47.972	41.680	45.934	117.1	18:46.681									
10	1:38.324	39.841	31.624	26.859	220.4	20:25.005									
11	1:34.521	37.297	30.859	26.365	232.3	21:59.526									
12	1:33.607	36.308	30.907	26.392	232.3	23:33.133									
13	1:33.279	36.200	30.767	26.312	231.3	25:06.412									
7	Felipe REIJS	NLD						10	Luna FLUXA	ESP					
	MP Motorsport	TATUUS T-421							Campos Racing	TATUUS T-421					
1	1:41.353	42.539	31.995	26.819		1:41.353	1	1:39.794	40.929	31.743	27.122		1:39.794		
2	1:57.649	37.883	47.702	32.064	234.8	3:39.002	2	1:54.177	37.190	45.266	31.721	235.3	3:33.971		
3	2:11.703	58.144	39.949	33.610	101.5	5:50.705	3	2:11.737	57.742	40.024	33.971	118.3	5:45.708		
4	2:12.342	58.155	41.041	33.146	64.4	8:03.047	4	2:12.524	57.811	41.586	33.127	61.0	7:58.232		
5	2:11.924	56.730	42.083	33.111	93.0	10:14.971	5	2:12.047	57.736	41.309	33.002	81.9	10:10.279		
6	2:13.508	57.808	42.270	33.430	91.4	12:28.479	6	2:12.541	58.383	41.647	32.511	75.4	12:22.820		
7	2:12.970	55.514	43.801	33.655	75.5	14:41.449	7	2:14.094	56.830	43.112	34.152	81.7	14:36.914		
8	2:00.498	45.001	41.185	34.312	163.1	16:41.947	8	2:01.394	45.447	41.461	34.486	179.4	16:38.308		
9	2:09.079	48.453	40.961	39.665	119.7	18:51.026	9	2:10.966	48.036	41.447	41.483	120.8	18:49.274		
10	1:36.683	38.364	31.632	26.687	217.3	20:27.709	10	1:37.138	38.527	31.950	26.661	224.5	20:26.412		
11	1:34.897	37.029	31.299	26.569	234.8	22:02.606	11	1:34.529	36.994	31.099	26.436	236.3	22:00.941		
12	1:34.284	36.680	31.047	26.557	232.3	23:36.890	12	1:34.126	36.549	31.032	26.545	240.5	23:35.067		
							13	1:33.633	36.410	30.958	26.265	233.8	25:08.700		
8	Jacob MICALLEF	MLT						11	Rahim ALIBHAI	USA					
	Campos Racing	TATUUS T-421							Monlau Motorsport	TATUUS T-421					
1	1:38.089	39.650	31.723	26.716		1:38.089	1	1:40.992	42.487	31.583	26.922		1:40.992		
2	1:52.261	36.866	43.626	31.769	234.8	3:30.350	2	1:56.053	38.190	45.439	32.424	231.3	3:37.045		
3	2:12.735	57.146	41.114	34.475	105.9	5:43.085	3	2:11.160	57.337	40.239	33.584	107.8	5:48.205		
4	2:11.531	56.706	41.753	33.072	73.7	7:54.616	4	2:13.484	57.885	41.805	33.794	63.2	8:01.689		
5	2:12.818	57.415	41.998	33.405	91.3	10:07.434	5	2:11.757	56.465	41.386	33.906	88.5	10:13.446		
6	2:12.577	58.551	41.099	32.927	64.6	12:20.011	6	2:13.528	57.652	41.730	34.146	79.7	12:26.974		
7	2:13.745	57.256	42.785	33.704	74.5	14:33.756	7	2:12.403	55.078	43.051	34.274	77.1	14:39.377		
8	2:01.417	46.598	40.893	33.926	143.0	16:35.173	8	2:01.570	45.256	41.040	35.274	166.9	16:40.947		
9	2:12.915	48.717	41.503	42.695	116.8	18:48.088	9	2:09.842	47.569	40.615	41.658	133.0	18:50.789		
10	1:38.701	39.659	32.238	26.804	218.6	20:26.789	10	1:37.656	38.581	31.983	27.092	217.7	20:28.445		
11	1:34.552	36.891	31.135	26.526	234.8	22:01.341	11	1:35.011	37.301	31.240	26.470	234.8	22:03.456		
12	1:34.115	36.727	30.874	26.514	234.3	23:35.456	12	1:33.793	36.496	30.878	26.419	232.8	23:37.249		
13	1:34.002	36.583	30.988	26.431	234.3	25:09.458									
9	Jean Paul KARRAS	GRC						12	Philippe Armand KARRAS	GRC					
	G4 Racing	TATUUS T-421							G4 Racing	TATUUS T-421					
1	1:41.081	42.165	31.613	27.303		1:41.081	1	1:40.668	41.905	31.625	27.138		1:40.668		
2	1:54.941	37.505	45.018	32.418	229.3	3:36.022	2	1:54.157	37.270	44.826	32.061	234.8	3:34.825		
3	2:11.323	57.613	40.022	33.688	109.8	5:47.345	3	2:11.624	57.697	40.076	33.851	115.4	5:46.449		
4	2:13.224	58.039	41.619	33.566	62.9	8:00.569	4	2:12.841	57.842	41.581	33.418	62.2	7:59.290		
5	2:11.773	56.743	41.445	33.585	91.8	10:12.342	5	2:12.052	57.340	41.265	33.447	76.7	10:11.342		
6	2:13.159	57.944	41.699	33.516	90.5	12:25.501	6	2:13.162	58.171	41.571	33.420	83.3	12:24.504		
7	2:13.022	55.831	42.705	34.486	76.8	14:38.523	7	2:13.216	56.049	42.759	34.408	87.9	14:37.720		
							8	2:01.496	45.364	41.264	34.868	190.8	16:39.216		
							9	2:10.469	47.909	41.058	41.502	137.2	18:49.685		
							10	1:37.536	38.386	32.133	27.017	222.7	20:27.221		
							11	1:34.889	37.185	31.084	26.620	234.3	22:02.110		
							12	1:34.171	36.495	31.128	26.548	234.8	23:36.281		
							13	1:33.998	36.520	31.003	26.475	232.3	25:10.279		
13	Aleix PIÑERA	ESP						13	Aleix PIÑERA	ESP					
	Tecnicar by Amtog	TATUUS T-421							Tecnicar by Amtog	TATUUS T-421					
1	1:43.165	44.201	32.091	26.873		1:43.165	1	1:43.165	44.201	32.091	26.873		1:43.165		



E4 SWC - R2 JARAMA Race 1

Sector Analysis

— Invalidated Lap							■ Personal Best							■ Session Best							■ Crossing the pit lane						
Lap	Time	Sector 1	Sector 2	Sector 3	T.Sp	Elapsed	Lap	Time	Sector 1	Sector 2	Sector 3	T.Sp	Elapsed	Lap	Time	Sector 1	Sector 2	Sector 3	T.Sp	Elapsed	Lap	Time	Sector 1	Sector 2	Sector 3	T.Sp	Elapsed
15 Jensen BURNETT CAN																											
Drivex TATUUS T-421																											
1	1:39.096	40.576	31.696	26.824		1:39.096																					
2	1:53.950	36.739	45.464	31.747	231.3	3:33.046																					
3	2:12.017	56.848	41.141	34.028	116.1	5:45.063																					
4	2:12.477	57.882	41.561	33.034	63.6	7:57.540																					
5	2:12.051	57.549	41.443	33.059	87.3	10:09.591																					
6	2:12.659	58.611	41.379	32.669	72.9	12:22.250																					
7	2:14.118	57.007	42.992	34.119	83.2	14:36.368																					
8	2:01.210	45.618	41.325	34.267	155.8	16:37.578																					
9	2:11.323	48.366	41.244	41.713	107.7	18:48.901																					
10	1:36.696	38.635	31.635	26.426	227.4	20:25.597																					
11	1:34.643	37.014	31.218	26.411	237.4	22:00.240																					
12	1:33.951	36.677	30.921	26.353	234.8	23:34.191																					
13	1:33.303	36.264	30.850	26.189	233.3	25:07.494																					
17 Nacho TUÑON ESP																											
T-Code TATUUS T-421																											
1	1:36.059	37.862	31.467	26.730		1:36.059																					
2	1:49.618	36.537	41.443	31.638	231.8	3:25.677																					
3	2:12.583	57.751	40.876	33.956	116.1	5:38.260																					
4	2:12.311	57.855	40.901	33.555	93.2	7:50.571																					
5	2:12.254	57.870	41.287	33.097	102.2	10:02.825																					
6	2:12.677	59.045	40.203	33.429	92.2	12:15.502																					
7	2:13.224	57.956	42.541	32.727	89.5	14:28.726																					
8	2:02.812	46.732	41.183	34.897	156.1	16:31.538																					
9	2:15.392	48.049	41.574	45.769	114.0	18:46.930																					
10	1:36.502	39.162	31.040	26.300	221.3	20:23.432																					
11	1:33.791	36.714	30.726	26.351	229.3	21:57.223																					
12	1:33.197	36.369	30.610	26.218	229.8	23:30.420																					
13	1:33.360	36.178	30.923	26.259	230.3	25:03.780																					
21 Borys LYZEN POL																											
KCL Motorsport TATUUS T-421																											
1	1:38.714	40.446	31.612	26.656		1:38.714																					
2	1:53.463	36.933	44.343	32.187	234.8	3:32.177																					
3	2:12.257	56.587	41.296	34.374	115.1	5:44.434																					
4	2:11.914	56.771	42.038	33.105	59.1	7:56.348																					
5	2:12.308	57.052	42.054	33.202	90.6	10:08.656																					
6	2:12.731	58.905	41.131	32.695	64.0	12:21.387																					
7	2:14.100	57.052	43.066	33.982	77.1	14:35.487																					
8	2:01.321	45.953	41.151	34.217	144.6	16:36.808																					
9	2:11.849	48.427	41.146	42.276	121.8	18:48.657																					
10	1:36.705	38.637	31.438	26.630	227.8	20:25.362																					
11	1:34.433	36.971	31.089	26.373	234.8	21:59.795																					
12	1:34.037	36.888	30.825	26.324	228.8	23:33.832																					
13	1:33.253	36.315	30.781	26.157	236.8	25:07.085																					
22 Vivek KANTHAN USA																											
Griffin Core TATUUS T-421																											
1	1:34.215	36.845	31.095	26.275		1:34.215																					
2	1:49.112	36.347	40.726	32.039	233.3	3:23.327																					
3	2:11.918	57.278	40.766	33.874	96.1	5:35.245																					
4	2:12.315	57.891	40.656	33.768	91.9	7:47.560																					
5	2:12.231	58.278	40.418	33.535	88.2	9:59.791																					
6	2:13.288	58.627	40.735	33.926	102.0	12:13.079																					
7	2:12.779	57.664	42.351	32.764	95.5	14:25.858																					
8	2:02.868	46.858	41.450	34.560	142.7	16:28.726																					
9	2:17.120	48.127	42.312	46.681	145.0	18:45.846																					
10	1:54.687	49.052	31.910	33.725	221.3	20:40.533																					
11	2:29.778	1:32.919	30.759	26.100	116.6	23:10.311																					
12	1:32.684	36.032	30.660	25.992	229.3	24:42.995																					
23 Rocco CORONEL NLD																											
MP Motorsport TATUUS T-421																											
1	1:33.847	36.599	31.076	26.172		1:33.847																					
2	1:48.864	36.291	40.858	31.715	231.8	3:22.711																					
3	2:12.292	57.388	40.643	34.261	96.3	5:35.003																					
4	2:12.321	57.707	40.703	33.911	96.9	7:47.324																					
5	2:12.175	57.869	40.407	33.899	97.6	9:59.499																					
6	2:13.140	58.463	40.475	34.202	106.8	12:12.639																					
7	2:12.805	57.597	42.296	32.912	101.2	14:25.444																					
8	2:03.029	46.850	41.478	34.701	148.4	16:28.473																					
9	2:17.050	47.660	42.582	46.808	159.1	18:45.523																					
10	1:53.907	46.580	31.858	35.469	219.5	20:39.430																					
24 Beau LOWETTE BEL																											
TC Racing TATUUS T-421																											
1	1:36.409	38.403	31.198	26.808		1:36.409																					
2	1:50.401	36.982	41.742	31.677	233.3	3:26.810																					
3	2:12.644	57.253	41.238	34.153	105.0	5:39.454																					
4	2:12.100	57.321	41.101	33.678	95.6	7:51.554																					
5	2:12.101	57.381	41.630	33.090	93.4	10:03.655																					
6	2:12.544	58.981	40.284	33.279	87.4	12:16.199																					
7	2:13.429	57.912	42.509	33.008	92.2	14:29.628																					
8	2:02.491	46.720	41.105	34.666	161.7	16:32.119																					
9	2:15.119	48.144	41.470	45.505	118.2	18:47.238																					



E4 SWC - R2 JARAMA Race 1

Sector Analysis

— Invalidated Lap ■ Personal Best ■ Session Best B Crossing the pit lane

Lap	Time	Sector 1	Sector 2	Sector 3	T.Sp	Elapsed	Lap	Time	Sector 1	Sector 2	Sector 3	T.Sp	Elapsed
10	1:35.536	38.262	30.854	26.420	222.7	20:22.774	4	2:11.525	56.963	41.426	33.136	72.8	7:53.312
11	1:33.804	36.432	30.977	26.395	229.8	21:56.578	5	2:12.750	57.508	42.198	33.044	87.8	10:06.062
12	1:33.383	36.297	30.784	26.302	227.8	23:29.961	6	2:12.497	58.593	40.902	33.002	68.5	12:18.559
13	1:33.507	36.313	30.895	26.299	228.8	25:03.468	7	2:13.104	57.360	42.869	32.875	75.9	14:31.663

28 Max RADECK PRT						
DXR TATUUS T-421						
1	1:43.853	44.590	32.492	26.771		1:43.853
2	1:58.714	37.283	49.808	31.623	227.4	3:42.567
3	2:13.047	59.020	40.377	33.650	92.9	5:55.614
4	2:12.077	57.457	40.954	33.666	66.9	8:07.691
5	2:12.838	57.167	41.600	34.071	82.7	10:20.529
6	2:12.909	56.621	43.247	33.041	100.2	12:33.438
7	2:12.471	55.825	43.101	33.545	82.3	14:45.909
8	1:59.861	45.153	41.115	33.593	129.7	16:45.770
9	2:07.043	48.638	40.576	37.829	112.7	18:52.813
10	1:37.480	38.561	32.147	26.772	215.6	20:30.293
11	1:35.649	37.218	31.961	26.470	222.7	22:05.942
12	1:34.461	36.791	31.193	26.477	229.8	23:40.403

32 Simon BULBARELLA ARG						
Drivex TATUUS T-421						
1	1:37.685	39.239	31.832	26.614		1:37.685
2	1:51.916	36.756	43.667	31.493	234.8	3:29.601
3	2:13.007	57.286	41.094	34.627	115.4	5:42.608
4	2:11.410	56.588	41.558	33.264	74.3	7:54.018
5	2:12.814	57.456	41.982	33.376	89.4	10:06.832
6	2:12.573	58.385	41.260	32.928	65.5	12:19.405
7	2:13.282	57.201	42.809	33.272	72.5	14:32.687
8	2:01.614	46.883	41.137	33.594	145.0	16:34.301
9	2:13.643	48.862	41.673	43.108	109.5	18:47.944
10	1:38.103	39.255	32.306	26.542	223.1	20:26.047
11	1:34.649	37.050	31.063	26.536	236.8	22:00.696
12	1:33.923	36.475	31.073	26.375	236.3	23:34.619
13	1:33.334	36.375	30.770	26.189	235.3	25:07.953

37 Ty FISHER CAN						
Griffin Core TATUUS T-421						
1	1:34.863	37.032	31.455	26.376		1:34.863
2	1:50.014	36.827	40.744	32.443	229.3	3:24.877
3	2:12.254	57.531	40.512	34.211	108.1	5:37.131
4	2:11.651	57.230	40.846	33.575	97.1	7:48.782
5	2:12.966	58.666	40.534	33.766	95.0	10:01.748
6	2:12.789	59.144	39.849	33.796	93.8	12:14.537
7	2:13.071	57.630	42.109	33.332	85.2	14:27.608
8	2:03.028	46.261	41.401	35.366	147.7	16:30.636
9	2:15.906	47.769	41.675	46.462	121.2	18:46.542
10	1:34.580	37.633	30.771	26.176	222.7	20:21.122
11	1:33.933	36.927	30.682	26.324	229.3	21:55.055
12	1:33.225	36.284	30.718	26.223	231.8	23:28.280
13	1:32.981	36.231	30.642	26.108	230.8	25:01.261

38 Daniel KELLEHER IRL						
Campos Racing TATUUS T-421						
1	1:37.287	39.175	31.626	26.486		1:37.287
2	1:51.698	36.922	43.510	31.266	233.8	3:28.985
3	2:12.802	57.101	41.353	34.348	121.8	5:41.787

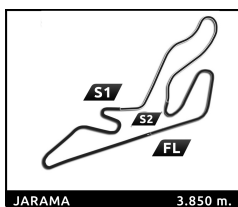
8	2:01.920	47.064	41.207	33.649	149.6	16:33.583
9	2:14.260	48.974	41.560	43.726	110.2	18:47.843
10	1:36.282	38.774	31.218	26.290	228.3	20:24.125
11	1:33.770	36.713	30.785	26.272	230.8	21:57.895
12	1:33.907	36.761	30.828	26.318	231.8	23:31.802
13	1:33.124	36.231	30.663	26.230	231.3	25:04.926

39 Louis COCHET FRA						
KCL Motorsport TATUUS T-421						
1	1:40.407	41.340	31.882	27.185		1:40.407

40 Kasper SCHORMANS NLD						
MP Motorsport TATUUS T-421						
1	1:37.022	38.980	31.464	26.578		1:37.022
2	1:50.079	36.734	42.172	31.173	237.4	3:27.101
3	2:12.892	57.493	41.379	34.020	126.3	5:39.993
4	2:11.874	57.261	41.091	33.522	97.8	7:51.867
5	2:12.462	57.571	41.578	33.313	94.1	10:04.329
6	2:12.337	58.861	40.277	33.199	80.2	12:16.666
7	2:13.453	58.037	42.378	33.038	86.6	14:30.119
8	2:02.351	46.706	41.180	34.465	159.3	16:32.470
9	2:14.900	48.390	41.317	45.193	113.2	18:47.370
10	1:36.330	38.867	31.148	26.315	221.3	20:23.700
11	1:33.768	36.720	30.793	26.255	235.3	21:57.468
12	1:33.766	36.878	30.814	26.074	235.3	23:31.234
13	1:33.022	36.244	30.658	26.120	232.3	25:04.256

44 Elliot KACZYNSKI SWE						
DXR TATUUS T-421						
1	1:42.794	44.178	31.810	26.806		1:42.794
2	1:58.396	37.694	48.315	32.387	235.8	3:41.190
3	2:12.090	57.971	40.490	33.629	118.0	5:53.280
4	2:12.615	57.757	41.099	33.759	67.4	8:05.895
5	2:12.795	56.539	41.751	34.505	88.7	10:18.690
6	2:12.459	56.425	42.605	33.429	109.5	12:31.149
7	2:12.882	54.967	44.059	33.856	78.9	14:44.031
8	1:59.843	44.828	41.109	33.906	151.7	16:43.874
9	2:07.758	48.756	40.497	38.505	108.9	18:51.632
10	1:37.820	39.176	31.782	26.862	226.4	20:29.452
11	1:35.482	37.258	31.498	26.726	236.8	22:04.934
12	1:34.658	36.604	31.456	26.598	233.8	23:39.592

46 Nathan TYE GBR						
Drivex TATUUS T-421						
1	1:35.155	37.171	31.652	26.332		1:35.155
2	1:48.665	36.125	40.523	32.017	233.8	3:23.820
3	2:12.561	57.981	40.525	34.055	96.8	5:36.381
4	2:11.600	57.484	40.872	33.244	91.6	7:47.981
5	2:12.934	58.629	40.558	33.747	85.2	10:00.915
6	2:12.877	58.671	40.513	33.693	92.7	12:13.792
7	2:12.858	57.539	42.339	32.980	90.6	14:26.650
8	2:02.964	46.831	41.270	34.863	147.1	16:29.614
9	2:16.392	47.812	42.198	46.382	131.4	18:46.006



E4 SWC - R2 JARAMA Race 1

Sector Analysis

— Invalidated Lap ■ Personal Best ■ Session Best B Crossing the pit lane

Lap	Time	Sector 1	Sector 2	Sector 3	T.Sp	Elapsed	Lap	Time	Sector 1	Sector 2	Sector 3	T.Sp	Elapsed
73 Fausto ARNAUDO ARG Monlau Motorsport TATUUS T-421													
1	1:38.273	39.784	31.858	26.631		1:38.273							
2	1:52.562	36.987	43.909	31.666	238.4	3:30.835							
3	2:12.691	57.103	41.471	34.117	106.4	5:43.526							
4	2:11.774	56.770	41.868	33.136	66.1	7:55.300							
5	2:12.690	57.487	41.911	33.292	90.0	10:07.990							
6	2:12.499	58.835	40.909	32.755	60.1	12:20.489							
7	2:13.703	57.346	42.718	33.639	73.2	14:34.192							
8	2:01.692	46.595	41.036	34.061	137.6	16:35.884							
9	2:12.450	48.520	41.495	42.435	118.0	18:48.334							
10	1:36.471	38.557	31.444	26.470	227.8	20:24.805							
11	1:34.896	37.245	30.772	26.879	231.3	21:59.701							
12	1:33.837	36.687	30.865	26.285	231.8	23:33.538							
13	1:33.230	36.292	30.811	26.127	234.3	25:06.768							
74 Pablo RICCOBONO ESP GRS TATUUS T-421													
1	1:41.517	42.813	32.063	26.641		1:41.517							
2	1:56.244	37.801	46.089	32.354	215.1	3:37.761							
3	2:11.217	57.502	40.253	33.462	101.7	5:48.978							
4	2:13.233	57.880	41.591	33.762	61.3	8:02.211							
5	2:11.858	56.438	41.664	33.756	83.9	10:14.069							
6	2:13.410	57.539	41.933	33.938	85.2	12:27.479							
7	2:12.447	55.132	43.342	33.973	73.0	14:39.926							
8	2:01.480	45.348	41.147	34.985	162.2	16:41.406							
9	2:09.323	47.867	40.599	40.857	136.7	18:50.729							
10	1:37.551	38.342	31.666	27.543	216.0	20:28.280							
11	1:35.551	37.471	31.591	26.489	233.8	22:03.831							
12	1:34.340	36.596	31.272	26.472	234.8	23:38.171							
77 Andrej PETROVIC SRB T-Code TATUUS T-421													
1	1:36.767	38.846	31.351	26.570		1:36.767							
2	1:51.557	37.199	43.016	31.342	231.3	3:28.324							
3	2:12.659	57.028	41.516	34.115	117.5	5:40.983							
4	2:11.640	56.742	41.608	33.290	90.5	7:52.623							
5	2:12.572	57.407	41.837	33.328	88.9	10:05.195							
6	2:12.185	58.674	40.539	32.972	73.4	12:17.380							
7	2:13.581	57.923	42.623	33.035	79.4	14:30.961							
8	2:02.027	46.395	41.663	33.969	154.9	16:32.988							
9	2:14.604	48.770	41.552	44.282	106.5	18:47.592							
10	1:37.479	39.611	31.413	26.455	224.1	20:25.071							
11	1:33.902	36.595	30.896	26.411	229.3	21:58.973							
12	1:33.621	36.556	30.819	26.246	230.8	23:32.594							
13	1:33.338	36.313	30.846	26.179	231.8	25:05.932							
78 Maria NETO PRT TC Racing TATUUS T-421													
1	1:40.281	41.165	31.765	27.351		1:40.281							
80 Sebastian FRIGOLET MEX DXR TATUUS T-421													
1	1:41.975	43.489	31.783	26.703		1:41.975							
2	1:57.499	37.925	47.569	32.005	230.8	3:39.474							
3	2:12.036	58.228	40.267	33.541	103.7	5:51.510							
4	2:12.220	57.897	41.266	33.057	69.4	8:03.730							
5	2:12.415	56.783	42.300	33.332	86.7	10:16.145							
6	2:13.198	57.280	42.395	33.523	80.7	12:29.343							
7	2:12.805	55.218	44.064	33.523	78.8	14:42.148							
8	2:00.314	45.025	41.130	34.159	152.3	16:42.462							
9	2:08.815	48.579	40.887	39.349	118.3	18:51.277							
10	1:37.861	38.898	31.928	27.035	210.1	20:29.138							
11	1:36.448	37.789	31.689	26.970	233.3	22:05.586							
12	1:34.312	36.363	31.377	26.572	233.3	23:39.898							
81 Noah MONTEIRO PRT Griffin Core TATUUS T-421													
1	1:33.278	36.166	30.924	26.188		1:33.278							
2	1:48.965	36.067	41.188	31.710	229.8	3:22.243							
3	2:12.249	57.438	40.347	34.464	102.5	5:34.492							
4	2:12.350	57.819	40.399	34.132	96.3	7:46.842							
5	2:12.184	57.881	40.364	33.939	95.8	9:59.026							
6	2:13.158	58.545	40.360	34.253	106.5	12:12.184							
7	2:12.903	57.619	42.238	33.046	103.1	14:25.087							
8	2:02.947	46.776	41.465	34.706	174.5	16:28.034							
9	2:17.173	47.654	42.591	46.928	163.1	18:45.207							
10	1:34.507	37.589	30.753	26.165	216.0	20:19.714							
11	1:33.192	36.254	30.711	26.227	228.8	21:52.906							
12	1:32.748	36.014	30.609	26.125	229.3	23:25.654							
13	1:32.603	36.029	30.621	25.953	230.3	24:58.257							
88 Miki BLASCOS ESP Monlau Motorsport TATUUS T-421													
1	1:39.518	40.257	32.247	27.014		1:39.518							
94 Jordan MOODLEY ZAF G4 Racing TATUUS T-421													
1	1:44.625	45.239	32.215	27.171		1:44.625							
2	1:58.515	37.862	48.913	31.740	229.8	3:43.140							
3	2:12.836	59.463	39.991	33.382	92.2	5:55.976							
4	2:12.251	57.714	40.841	33.696	67.3	8:08.227							
5	2:12.670	56.987	41.635	34.048	84.9	10:20.897							
6	2:13.121	56.661	43.326	33.134	103.3	12:34.018							
7	2:12.489	56.204	42.854	33.431	81.3	14:46.507							
8	1:59.873	45.056	41.191	33.626	123.7	16:46.380							
9	2:06.958	48.423	40.692	37.843	141.4	18:53.338							
10	1:38.918	39.302	31.910	27.706	218.6	20:32.256							
11	1:35.466	37.395	31.275	26.796	224.5	22:07.722							
12	1:35.807	37.599	31.358	26.850	229.3	23:43.529							