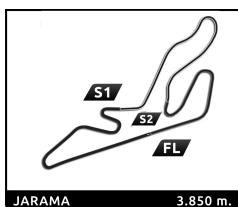


## E4 SWC - R2 JARAMA Sprint Race

### Sector Analysis

— Invalidated Lap    ■ Personal Best    ■ Session Best    B Crossing the pit lane

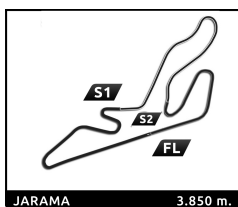
Lap	Time	Sector 1	Sector 2	Sector 3	T.Sp	Elapsed	Lap	Time	Sector 1	Sector 2	Sector 3	T.Sp	Elapsed		
<b>1</b>	<b>Reno FRANCO</b>	NLD						10	1:34.093	36.704	30.999	26.390	232.8	17:11.147	
	KCL Motorsport	TATUUS T-421						11	1:34.322	36.687	31.122	26.513	232.8	18:45.469	
1	1:59.525	37.859	36.914	44.752		1:59.525	12	1:35.147	37.709	31.065	26.373	231.8	20:20.616		
2	2:28.240	1:06.880	46.440	34.920	116.5	4:27.765									
3	1:34.053	36.672	31.113	26.268	233.3	6:01.818									
4	1:33.335	36.326	30.775	26.234	233.8	7:35.153									
5	<b>1:32.899</b>	<b>36.054</b>	<b>30.617</b>	26.228	233.3	9:08.052									
6	1:33.012	36.154	30.662	26.196	233.8	10:41.064									
7	1:33.266	36.183	30.788	26.295	234.8	12:14.330									
8	1:32.969	36.098	30.652	26.219	232.8	13:47.299									
9	1:33.124	36.118	30.672	26.334	234.3	15:20.423									
10	1:33.416	36.278	30.937	26.201	234.3	16:53.839									
11	1:33.847	36.515	30.916	26.416	237.9	18:27.686									
12	1:33.834	36.780	30.860	<b>26.194</b>	231.3	20:01.520									
<b>7</b>	<b>Felipe REIJS</b>	NLD						<b>10</b>	<b>Luna FLUXA</b>	ESP					
	MP Motorsport	TATUUS T-421							Campos Racing	TATUUS T-421					
1	2:29.447	42.994	47.907	58.546		2:29.447	1	2:15.334	40.905	41.892	52.537		2:15.334		
2	2:06.288	1:02.388	34.629	29.271	116.3	4:35.735	2	2:16.391	59.998	43.836	32.557	110.8	4:31.725		
3	1:34.180	36.628	31.165	26.387	229.8	6:09.915	3	1:34.410	36.839	31.145	26.426	234.8	6:06.135		
4	1:33.871	36.533	30.935	26.403	233.8	7:43.786	4	1:34.530	36.642	31.574	26.314	236.3	7:40.665		
5	1:33.638	36.202	31.136	26.300	238.4	9:17.424	5	1:33.824	36.406	30.916	26.502	238.9	9:14.489		
6	1:33.584	<b>36.145</b>	30.995	26.444	238.9	10:51.008	6	1:33.409	<b>36.337</b>	30.761	26.311	234.8	10:47.898		
7	<b>1:33.578</b>	36.391	<b>30.893</b>	<b>26.294</b>	235.8	12:24.586	7	<b>1:33.399</b>	36.350	30.733	26.316	233.8	12:21.297		
8	1:34.102	36.719	31.077	26.306	234.3	13:58.688	8	1:33.486	36.478	<b>30.706</b>	<b>26.302</b>	234.3	13:54.783		
9	1:34.460	36.382	31.068	27.010	235.8	15:33.148	9	1:33.731	36.509	<b>30.742</b>	26.480	235.3	15:28.514		
10	1:33.814	36.569	30.934	26.311	234.3	17:06.962	10	1:33.716	36.513	30.737	26.466	235.3	17:02.230		
11	1:34.764	36.614	31.641	26.509	234.8	18:41.726	11	1:34.483	37.051	30.813	26.619	235.3	18:36.713		
12	1:34.485	37.184	30.970	26.331	233.8	20:16.211	12	1:33.920	36.573	30.921	26.426	232.8	20:10.633		
<b>8</b>	<b>Jacob MICALLEF</b>	MLT						<b>11</b>	<b>Rahim ALIBHAI</b>	USA					
	Campos Racing	TATUUS T-421							Monlau Motorsport	TATUUS T-421					
1	2:11.620	40.128	40.162	51.330		2:11.620	1	2:25.414	42.457	45.694	57.263		2:25.414		
2	2:19.176	1:00.573	45.280	33.323	111.8	4:30.796	2	2:08.847	1:01.565	36.050	31.232	109.2	4:34.261		
3	1:34.613	36.713	31.185	26.715	233.8	6:05.409	3	1:34.485	36.940	31.028	26.517	235.3	6:08.746		
4	1:34.957	37.157	31.218	26.582	228.8	7:40.366	4	1:34.026	36.564	31.069	26.393	238.9	7:42.772		
5	1:33.545	36.331	30.849	26.365	234.8	9:13.911	5	1:33.994	36.503	31.085	26.406	237.4	9:16.766		
6	1:33.437	<b>36.220</b>	30.925	<b>26.292</b>	234.3	10:47.348	6	1:33.906	<b>36.398</b>	31.043	26.465	234.8	10:50.672		
7	1:33.498	36.323	<b>30.772</b>	26.403	234.8	12:20.846	7	1:33.799	36.428	<b>30.836</b>	26.535	238.9	12:24.471		
8	<b>1:33.410</b>	36.296	30.780	26.334	234.3	13:54.256	8	<b>1:33.737</b>	36.445	31.042	26.250	237.9	13:58.208		
9	1:33.680	36.444	30.804	26.432	233.8	15:27.936	9	1:34.544	36.503	31.079	26.962	238.9	15:32.752		
10	1:33.581	36.338	30.812	26.431	232.8	17:01.517	10	1:33.761	36.471	30.871	26.419	235.8	17:06.513		
11	1:33.870	36.528	30.884	26.458	234.8	18:35.387	11	1:34.732	36.797	31.623	26.312	237.9	18:41.245		
12	1:33.895	36.543	30.833	26.519	233.8	20:09.282	12	1:48.104	51.052	30.904	<b>26.148</b>	235.3	20:29.349		
<b>9</b>	<b>Jean Paul KARRAS</b>	GRC						<b>12</b>	<b>Philippe Armand KARRAS</b>	GRC					
	G4 Racing	TATUUS T-421							G4 Racing	TATUUS T-421					
1	2:31.517	43.617	48.108	59.792		2:31.517	1	2:22.695	42.064	44.104	56.527		2:22.695		
2	2:04.655	1:02.527	33.259	28.869	112.4	4:36.172	2	2:10.423	1:00.417	38.555	31.451	111.8	4:33.118		
3	1:34.393	36.927	31.012	26.454	233.8	6:10.565	3	1:34.156	36.618	31.188	26.350	235.3	6:07.274		
4	<b>1:33.845</b>	<b>36.590</b>	<b>30.918</b>	<b>26.337</b>	233.8	7:44.410	4	1:34.242	36.240	31.507	26.495	234.3	7:41.516		
5	1:34.051	36.641	31.027	26.383	233.8	9:18.461	5	1:33.862	36.454	30.928	26.480	241.1	9:15.378		
6	1:34.189	36.617	31.129	26.443	235.8	10:52.650	6	1:33.719	36.585	30.807	26.327	235.8	10:49.097		
7	1:34.145	36.712	31.002	26.431	235.3	12:26.795	7	1:33.667	36.397	30.902	26.368	235.3	12:22.764		
8	1:35.414	37.171	31.182	27.061	233.8	14:02.209	8	1:33.375	36.387	30.836	<b>26.152</b>	232.8	13:56.139		
9	1:34.845	37.313	31.122	26.410	232.3	15:37.054	9	1:33.221	36.227	30.813	26.181	230.8	15:29.360		
<b>13</b>	<b>Aleix PIÑERA</b>	ESP						<b>10</b>	<b>1:33.207</b>	<b>36.077</b>	<b>30.774</b>	26.356	232.8	17:02.567	
	Tecnicar by Amtog	TATUUS T-421						11	1:33.339	36.239	30.815	26.285	233.8	18:35.906	
1	2:35.018	44.023	49.005	1:01.990		2:35.018	12	1:33.684	36.324	30.836	26.524	233.8	20:09.590		
2	2:02.647	1:02.165	32.217	28.265	110.2	4:37.665									
3	1:34.077	36.731	30.913	26.433	229.3	6:11.742									
4	<b>1:33.687</b>	36.486	<b>30.851</b>	<b>26.350</b>	228.8	7:45.429									
5	1:33.963	36.421	30.997	26.545	230.8	9:19.392									
6	1:34.076	<b>36.363</b>			233.3	10:53.468									



## E4 SWC - R2 JARAMA Sprint Race

### Sector Analysis

— Invalidated Lap							■ Personal Best		■ Session Best		■ B Crossing the pit lane		
Lap	Time	Sector 1	Sector 2	Sector 3	T.Sp	Elapsed	Lap	Time	Sector 1	Sector 2	Sector 3	T.Sp	Elapsed
<b>15</b> Jensen BURNETT CAN													
Drivex TATUUS T-421													
7	1:34.015	36.594	30.911	26.510	234.3	12:27.483	4	1:32.593	35.971	30.552	26.070	230.8	7:32.201
8	1:35.235	36.736	31.907	26.592	233.8	14:02.718	5	<b>1:32.439</b>	<b>35.904</b>	<b>30.498</b>	26.037	230.8	9:04.640
9	1:34.785	37.124	31.177	26.484	233.3	15:37.503	6	1:32.496	35.951	30.526	26.019	231.3	10:37.136
10	1:34.151	36.550	31.034	26.567	232.3	17:11.654	7	1:32.544	35.978	30.582	<b>25.984</b>	231.8	12:09.680
11	1:34.583	36.605	30.914	27.064	231.8	18:46.237	8	1:32.510	35.959	30.513	26.038	232.8	13:42.190
12	1:34.888	37.301	31.169	26.418	231.3	20:21.125	9	1:32.657	35.983	30.606	26.068	231.8	15:14.847
<b>22</b> Vivek KANTHAN USA													
Griffin Core TATUUS T-421													
1	2:44.025B	47.244	50.468	1:06.313		2:44.025	10	1:32.642	35.905	30.663	26.074	231.3	16:47.489
2	1:58.269	59.377	32.343	26.549	115.8	4:42.294	11	1:32.736	35.956	30.640	26.140	231.3	18:20.225
3	1:33.704	36.622	30.869	26.213	234.3	6:15.998	12	1:32.813	36.056	30.627	26.130	230.8	19:53.038
4	1:33.022	36.150	30.743	26.129	233.8	7:49.020							
5	<b>1:32.977</b>	36.150	30.704	<b>26.123</b>	231.3	9:21.997							
6	1:33.158	<b>36.004</b>	30.887	26.267	233.3	10:55.155							
7	1:32.995	36.060	30.781	26.154	237.4	12:28.150							
8	1:34.041	36.287	31.484	26.270	235.3	14:02.191							
9	1:33.162	36.234	<b>30.685</b>	26.243	235.8	15:35.353							
10	1:33.307	36.224	30.840	26.243	233.3	17:08.660							
11	1:34.871	36.835	31.658	26.378	235.8	18:43.531							
12	1:35.345	37.282	31.325	26.738	233.8	20:18.876							
<b>17</b> Nacho TUÑON ESP													
T-Code TATUUS T-421													
1	2:14.199B	40.705	41.355	52.139		2:14.199							
2	2:17.195	59.997	44.509	32.689	99.7	4:31.394							
3	1:34.091	36.755	31.053	26.283	234.8	6:05.485							
4	1:34.708	37.178	31.383	26.147	228.3	7:40.193							
5	1:32.925	36.005	30.699	26.221	236.3	9:13.118							
6	1:32.965	36.085	30.725	26.155	235.3	10:46.083							
7	1:33.170	36.364	30.700	26.106	233.3	12:19.253							
8	1:32.832	36.141	30.662	<b>26.029</b>	232.3	13:52.085							
9	<b>1:32.722</b>	<b>35.996</b>	<b>30.598</b>	26.128	232.8	15:24.807							
10	1:33.822	36.417	31.186	26.219	235.3	16:58.629							
11	1:32.998	36.198	30.667	26.133	230.3	18:31.627							
12	1:32.935	36.052	30.757	26.126	232.8	20:04.562							
<b>23</b> Rocco CORONEL NLD													
MP Motorsport TATUUS T-421													
1	5:27.540B	4:30.445	30.990	26.105		5:27.540							
2	1:33.145	36.125	30.974	26.046	228.3	7:00.685							
3	1:32.865	36.055	30.712	26.098	228.3	8:33.550							
4	1:33.021	36.165	30.744	26.112	229.3	10:06.571							
5	<b>1:32.659</b>	<b>35.986</b>	<b>30.686</b>	<b>25.987</b>	229.3	11:39.230							
6	1:33.152	36.311	30.711	26.130	229.8	13:12.382							
7	1:33.014	36.036	30.830	26.148	229.8	14:45.396							
8	1:33.138	36.280	30.719	26.139	229.8	16:18.534							
9	1:32.981	36.127	30.763	26.091	229.3	17:51.515							
10	1:33.262	36.190	30.851	26.221	230.8	19:24.777							
11	1:33.411	36.332	30.826	26.253	229.3	20:58.188							
<b>24</b> Beau LOWETTE BEL													
TC Racing TATUUS T-421													
1	2:03.372B	39.021	37.959	46.392		2:03.372							
2	2:25.462	1:04.560	46.597	34.305	110.7	4:28.834							
3	1:34.290	36.656	31.037	26.597	231.8	6:03.124							
4	1:35.047	37.107	31.227	26.713	233.3	7:38.171							
5	1:34.202	36.896	31.073	26.233	234.8	9:12.373							
6	<b>1:33.338</b>	<b>36.271</b>	30.835	<b>26.232</b>	228.3	10:45.711							
7	1:33.669	36.351	<b>30.790</b>	26.528	229.3	12:19.380							
8	1:33.646	36.490	30.863	26.293	228.8	13:53.026							
9	1:33.555	36.388	30.878	26.289	228.8	15:26.581							
10	1:33.871	36.660	30.866	26.345	228.3	17:00.452							
11	1:33.677	36.427	30.897	26.353	229.8	18:34.129							
12	1:33.927	36.616	30.920	26.391	227.8	20:08.056							
<b>28</b> Max RADECK PRT													
DXR TATUUS T-421													
1	2:41.120B	44.455	50.504	1:06.161		2:41.120							

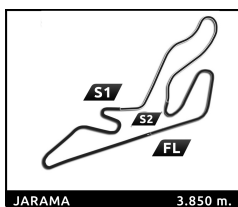


## E4 SWC - R2 JARAMA Sprint Race

### Sector Analysis

— Invalidated Lap    ■ Personal Best    ■ Session Best    B Crossing the pit lane

Lap	Time	Sector 1	Sector 2	Sector 3	T.Sp	Elapsed	Lap	Time	Sector 1	Sector 2	Sector 3	T.Sp	Elapsed
<b>32</b> Simon BULBARELLA ARG													
Drivex TATUUS T-421													
1	2:10.061 B	39.893	39.577	50.591		2:10.061							
2	2:20.297	1:01.554	45.399	33.344	112.6	4:30.358							
3	1:34.101	36.700	31.049	26.352	234.8	6:04.459							
4	1:33.911	36.380	31.244	26.287	235.8	7:38.370							
5	1:34.468	36.870	31.114	26.484	236.8	9:12.838							
6	1:33.865	36.733	30.878	26.254	235.3	10:46.703							
7	1:33.283	36.251	30.819	26.213	234.8	12:19.986							
8	1:33.510	36.386	30.810	26.314	235.3	13:53.496							
9	1:33.496	36.370	30.803	26.323	235.3	15:26.992							
10	1:33.898	36.682	30.870	26.346	235.3	17:00.890							
11	1:33.725	36.478	30.839	26.408	235.8	18:34.615							
12	1:34.122	36.707	30.957	26.458	234.8	20:08.737							
<b>37</b> Ty FISHER CAN													
Griffin Core TATUUS T-421													
1	2:08.528 B	39.656	39.127	49.745		2:08.528							
2	2:21.462	1:02.102	45.739	33.621	113.8	4:29.990							
3	1:34.054	36.680	30.964	26.410	232.3	6:04.044							
4	1:33.926	36.526	31.184	26.216	235.8	7:37.970							
5	1:33.367	36.427	30.827	26.113	232.8	9:11.337							
6	1:33.321	36.337	30.819	26.165	233.3	10:44.658							
7	1:33.207	36.228	30.764	26.215	232.8	12:17.865							
8	1:33.161	36.225	30.646	26.290	235.3	13:51.026							
9	1:33.434	36.233	31.032	26.169	232.8	15:24.460							
10	1:34.429	36.593	31.113	26.723	233.3	16:58.889							
11	1:33.313	36.379	30.738	26.196	237.9	18:32.202							
12	1:33.581	36.516	30.840	26.225	235.8	20:05.783							
<b>38</b> Daniel KELLEHER IRL													
Campos Racing TATUUS T-421													
1	2:05.573 B	39.480	38.208	47.885		2:05.573							
2	2:23.556	1:03.843	45.838	33.875	117.9	4:29.129							
3	1:34.213	36.721	31.066	26.426	232.3	6:03.342							
4	1:33.449	36.328	30.863	26.258	235.8	7:36.791							
5	1:33.323	36.184	30.887	26.252	234.8	9:10.114							
6	1:33.060	36.101	30.793	26.166	235.8	10:43.174							
7	1:33.261	36.177	30.856	26.228	233.8	12:16.435							
8	1:33.007	36.122	30.629	26.256	234.3	13:49.442							
9	1:33.132	36.181	30.635	26.316	233.8	15:22.574							
10	1:33.354	36.137	30.936	26.281	233.8	16:55.928							
11	1:33.435	36.499	30.706	26.230	234.3	18:29.363							
12	1:33.769	36.263	31.023	26.483	232.3	20:03.132							
<b>39</b> Louis COCHET FRA													
KCL Motorsport TATUUS T-421													
1	2:32.790 B	43.797	48.610	1:00.383		2:32.790							
2	2:04.216	1:02.043	33.056	29.117	110.9	4:37.006							
3	1:34.041	36.782	30.973	26.286	231.8	6:11.047							
4	1:33.767	36.495	31.004	26.268	236.3	7:44.814							
5	1:33.976	36.534	31.173	26.269	235.8	9:18.790							
6	1:34.184	36.541	31.222	26.421	237.9	10:52.974							
7	1:34.028	36.630	31.015	26.383	237.9	12:27.002							
8	1:34.894	37.085	31.423	26.386	240.0	14:01.896							
9	1:33.998	36.906	30.948	26.144	232.3	15:35.894							
10	1:33.608	36.284	30.849	26.475	235.8	17:09.502							
11	1:33.494	36.299	30.810	26.385	233.8	18:42.996							
12	1:36.048	37.553	31.344	27.151	237.4	20:19.044							
<b>40</b> Kasper SCHORMANS NLD													
MP Motorsport TATUUS T-421													
1	1:58.308 B	36.960	36.731	44.617		1:58.308							
2	2:29.096	1:07.564	46.316	35.216	101.8	4:27.404							
3	1:34.096	36.803	31.013	26.280	222.2	6:01.500							
4	1:33.152	36.374	30.694	26.084	232.8	7:34.652							
5	1:33.058	36.069	30.821	26.168	233.8	9:07.710							
6	1:33.013	36.097	30.711	26.205	232.3	10:40.723							
7	1:33.019	36.191	30.657	26.171	234.8	12:13.742							
8	1:33.125	36.115	30.730	26.280	234.3	13:46.867							
9	1:33.218	36.067	30.793	26.358	233.3	15:20.085							
10	1:33.561	36.327	30.911	26.323	231.8	16:53.646							
11	1:34.419	36.408	31.413	26.598	229.3	18:28.065							
12	1:34.192	36.795	31.046	26.351	234.3	20:02.257							
<b>44</b> Elliot KACZYNSKI SWE													
DXR TATUUS T-421													
1	2:20.052 B	41.956	43.493	54.603		2:20.052							
<b>46</b> Nathan TYE GBR													
Drivex TATUUS T-421													
1	2:00.557 B	38.367	37.090	45.100		2:00.557							
2	2:27.577	1:06.295	46.435	34.847	114.6	4:28.134							
3	1:34.223	36.734	31.049	26.440	235.8	6:02.357							
4	1:33.684	36.588	30.865	26.231	234.3	7:36.041							
5	1:33.176	36.181	30.836	26.159	232.8	9:09.217							
6	1:32.882	36.090	30.692	26.100	233.3	10:42.099							
7	1:33.025	36.159	30.704	26.162	233.3	12:15.124							
8	1:33.036	36.158	30.690	26.188	233.8	13:48.160							
9	1:32.877	36.066	30.676	26.135	233.8	15:21.037							
10	1:33.211	36.223	30.663	26.325	233.8	16:54.248							
11	1:33.876	36.386	30.988	26.502	237.9	18:28.124							
12	1:34.317	36.877	31.153	26.287	231.3	20:02.441							
<b>73</b> Fausto ARNAUDO ARG													
Monlau Motorsport TATUUS T-421													
1	2:12.786 B	40.156	41.107	51.523		2:12.786							
2	2:18.299	59.855	45.535	32.909	113.0	4:31.085							
3	1:34.321	36.838	31.010	26.473	233.8	6:05.406							
4	1:34.169	36.974	30.980	26.215	226.9	7:39.575							
5	1:35.492	36.178	30.841	28.473	231.8	9:15.067							



## E4 SWC - R2 JARAMA Sprint Race

### Sector Analysis

— Invalidated Lap    ■ Personal Best    ■ Session Best    B Crossing the pit lane

Lap	Time	Sector 1	Sector 2	Sector 3	T.Sp	Elapsed	Lap	Time	Sector 1	Sector 2	Sector 3	T.Sp	Elapsed
<b>74</b> Pablo RICCOBONO ESP													
GRS TATUUS T-421													
6	1:33.760	36.422	30.866	26.472	231.8	10:48.827	3	1:34.216	36.731	31.116	26.369	228.8	6:06.785
7	1:33.796	36.433	<b>30.780</b>	26.583	231.8	12:22.623	4	1:34.473	36.471	31.598	26.404	234.8	7:41.258
8	1:34.375	36.906	30.803	26.666	229.3	13:56.998	5	1:33.907	36.464	30.859	26.584	234.3	9:15.165
9	1:34.313	36.849	31.023	26.441	230.8	15:31.311	6	1:34.710	37.358	30.985	26.367	232.8	10:49.875
10	<b>1:33.734</b>	36.458	30.899	26.377	231.3	17:05.045	7	<b>1:33.537</b>	36.482	<b>30.774</b>	<b>26.281</b>	232.3	12:23.412
11	1:33.833	36.459	30.923	26.451	229.8	18:38.878	8	1:33.885	<b>36.377</b>	31.058	26.450	234.8	13:57.297
12	1:33.795	36.484	30.945	26.366	230.3	20:12.673	9	1:34.473	36.805	31.315	26.353	232.3	15:31.770
<b>81</b> Noah MONTEIRO PRT													
Griffin Core TATUUS T-421													
1	2:26.673	B 42.770	46.739	57.164		2:26.673	10	1:33.908	36.506	30.993	26.409	234.3	17:05.678
2	2:07.989	1:01.921	35.965	30.103	110.2	4:34.662	11	1:33.740	36.515	30.804	26.421	234.3	18:39.418
3	1:34.863	36.853	31.364	26.646	234.8	6:09.525	12	1:34.111	36.657	30.927	26.527	233.8	20:13.529
4	1:34.083	<b>36.541</b>	30.955	26.587	235.3	7:43.608							
5	1:34.415	36.739	31.163	26.513	235.8	9:18.023							
6	1:34.340	36.599	31.121	26.620	234.3	10:52.363							
7	<b>1:33.782</b>	36.620	<b>30.855</b>	<b>26.307</b>	234.8	12:26.145							
8	1:33.933	36.578	30.931	26.424	234.3	14:00.078							
9	1:34.190	36.745	30.922	26.523	234.3	15:34.268							
10	1:34.024	36.558	30.982	26.484	233.8	17:08.292							
11	1:34.347	36.785	30.986	26.576	234.8	18:42.639							
12	1:35.602	37.782	31.211	26.609	234.3	20:18.241							
<b>77</b> Andrej PETROVIC SRB													
T-Code TATUUS T-421													
1	1:57.113	B 36.805	36.203	44.105		1:57.113							
2	2:30.090	1:08.321	46.285	35.484	86.7	4:27.203							
3	1:33.795	36.805	30.849	26.141	227.4	6:00.998							
4	1:33.009	36.265	<b>30.670</b>	26.074	229.8	7:34.007							
5	1:33.120	36.202	30.768	26.150	230.8	9:07.127							
6	1:33.026	<b>36.114</b>	30.755	26.157	230.3	10:40.153							
7	1:33.037	36.212	30.720	26.105	232.3	12:13.190							
8	<b>1:32.946</b>	36.162	30.724	<b>26.060</b>	233.8	13:46.136							
9	1:33.183	36.238	30.753	26.192	232.3	15:19.319							
10	1:33.198	36.293	30.763	26.142	229.3	16:52.517							
11	1:33.162	36.262	30.752	26.148	229.3	18:25.679							
12	1:33.325	36.293	30.899	26.133	229.8	19:59.004							
<b>78</b> Maria NETO PRT													
TC Racing TATUUS T-421													
1	2:18.215	B 41.777	42.957	53.481		2:18.215							
2	2:14.616	59.239	43.534	31.843	110.3	4:32.831							
3	1:35.293	37.389	31.007	26.897	233.3	6:08.124							
4	1:34.057	36.699	<b>30.905</b>	26.453	231.8	7:42.181							
5	1:35.033	37.352	31.243	26.438	233.3	9:17.214							
6	1:34.227	36.704			234.8	10:51.441							
7	1:33.981	36.662	30.973	26.346	233.3	12:25.422							
8	<b>1:33.930</b>	<b>36.373</b>	31.042	26.515	234.8	13:59.352							
9	1:34.278	36.682	31.010	26.586	232.3	15:33.630							
10	1:34.134	36.638	31.052	26.444	233.8	17:07.764							
11	1:34.293	36.731	31.156	26.406	232.8	18:42.057							
12	1:35.639	38.172	31.134	<b>26.333</b>	234.8	20:17.696							
<b>80</b> Sebastian FRIGOLET MEX													
DXR TATUUS T-421													
1	2:16.877	B 41.274	42.497	53.106		2:16.877							
2	2:15.692	59.199	44.172	32.321	116.4	4:32.569							
<b>88</b> Miki BLASCOS ESP													
Monlau Motorsport TATUUS T-421													
1	2:24.150	B 42.278	45.035	56.837		2:24.150							
2	2:09.803	1:00.878	37.423	31.502	110.4	4:33.953							
3	1:34.540	36.922	31.054	26.564	230.3	6:08.493							
4	1:33.939	36.613	30.914	26.412	235.8	7:42.432							
5	1:33.712	36.703	<b>30.786</b>	<b>26.223</b>	236.3	9:16.144							
6	1:34.275	36.566	31.186	26.523	233.8	10:50.419							
7	<b>1:33.697</b>	<b>36.363</b>	30.910	26.424	234.3	12:24.116							
8	1:33.840	36.595	30.801	26.444	235.3	13:57.956							
9	1:34.322	36.581	31.106	26.635	233.8	15:32.278							
10	1:33.949	36.401	30.940	26.608	232.8	17:06.227							
11	1:34.605	37.026	31.242	26.337	233.3	18:40.832							
12	1:34.611	37.162	31.012	26.437	230.3	20:15.443							
<b>94</b> Jordan MOODLEY ZAF													
G4 Racing TATUUS T-421													
1	2:42.847	B 44.808	50.852	1:07.187		2:42.847							
2	1:59.108	1:00.328	31.734	27.046	107.1	4:41.955							
3	1:35.945	37.647	31.487	26.811	229.8	6:17.900							
4	1:36.724	37.203	32.476	27.045	229.3	7:54.624							
5	1:36.159	37.388	31.996	26.775	227.4	9:30.783							
6	1:35.515	37.346	31.459	26.710	228.3	11:06.298							
7	1:35.176	37.065	31.260	26.851	227.4	12:41.474							
8	1:35.654	37.267	31.554	26.833	226.4	14:17.128							
9	1:35.048	37.028	31.339	<b>26.681</b>	227.8	15:52.176							
10	1:35.146	<b>36.900</b>	31.404	26.842	228.8	17:27.322							
11	1:35.548	37.205	31.493	26.850	228.3	19:02.870							
12	<b>1:35.010</b>	37.092	<b>31.193</b>	26.725	227.4	20:37.880							