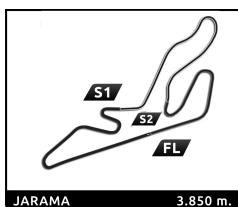


E4 SWC - R2 JARAMA Qualifying 2

Sector Analysis

— Invalidated Lap ■ Personal Best ■ Session Best B Crossing the pit lane

Lap	Time	Sector 1	Sector 2	Sector 3	T.Sp	Elapsed	Lap	Time	Sector 1	Sector 2	Sector 3	T.Sp	Elapsed	
1	Reno FRANCO	NLD						11	Rahim ALIBHAI	USA				
	KCL Motorsport	TATUUS T-421							Monlau Motorsport	TATUUS T-421				
1	10:28.798	9:23.601	36.673	28.524	96.6	10:28.798	1	8:06.192	7:03.328	34.686	28.178	103.1	8:06.192	
2	1:39.684	39.306	33.417	26.961	177.3	12:08.482	2	1:40.619	39.645	33.720	27.254	203.4	9:46.811	
3	1:37.293	36.831	33.892	26.570	228.3	13:45.775	3	1:34.966	37.401	31.120	26.445	226.4	11:21.777	
4	1:32.826	36.109	30.598	26.119	230.3	15:18.601	4	1:33.977	36.738	30.890	26.349	227.4	12:55.754	
5	1:32.258	35.873	30.532	25.853	231.8	16:50.859	5	1:33.416	36.527	30.770	26.119	227.8	14:29.170	
6	1:45.219	36.104	35.950	33.165	232.3	18:36.078	6	1:33.144	36.252	30.576	26.316	228.8	16:02.314	
7	1:32.137	35.814	30.343	25.980	232.3	20:08.215	7	1:32.883	36.156	30.637	26.090	228.3	17:35.197	
7	Felipe REIJS	NLD						12	Philippe Armand KARRAS	GRC				
	MP Motorsport	TATUUS T-421							G4 Racing	TATUUS T-421				
1	10:24.471	9:22.229	34.522	27.720	103.1	10:24.471	1	1:49.926	48.001	34.054	27.871	103.2	1:49.926	
2	1:38.566	37.922	33.114	27.530	221.3	12:03.037	2	1:36.892	38.096	31.940	26.856	213.4	3:26.818	
3	1:37.651	36.890	32.002	28.759	228.3	13:40.688	3	1:40.663B	36.678	31.078	32.907	223.1	5:07.481	
4	1:39.089	37.336	31.022	30.731	229.8	15:19.777	4	2:44.103	1:40.866	34.454	28.783	93.3	7:51.584	
5	1:32.811	36.102	30.705	26.004	231.8	16:52.588	5	1:37.916	39.148	31.802	26.966	216.0	9:29.500	
6	1:33.033	36.074	30.663	26.296	230.8	18:25.621	6	1:34.117	37.000	30.946	26.171	222.7	11:03.617	
7	1:32.387	35.966	30.505	25.916	230.8	19:58.008	7	1:33.339	36.609	30.760	25.970	225.5	12:36.956	
8	1:32.834	36.051	30.822	25.961	230.8	21:30.842	8	1:32.331	35.849	30.548	25.934	226.4	14:09.287	
8	Jacob MICALLEF	MLT						13	Aleix PIÑERA	ESP				
	Campos Racing	TATUUS T-421							Tecnicar by Amtog	TATUUS T-421				
1	10:38.771	9:34.418	34.696	29.657	108.4	10:38.771	1	8:46.072	7:37.910	38.110	30.052	90.1	8:46.072	
2	1:40.587	38.510	33.668	28.409	221.3	12:19.358	2	1:43.194	41.587	33.668	27.939	191.5	10:29.266	
3	1:33.346	36.446	30.644	26.256	229.8	13:52.704	3	1:36.367	37.950	31.508	26.909	224.1	12:05.633	
4	1:32.635	36.028	30.534	26.073	233.3	15:25.339	4	1:36.426	36.441	31.518	28.467	227.4	13:42.059	
5	1:33.213	35.995	31.043	26.175	235.3	16:58.552	5	1:39.586	36.355	31.032	32.199	229.8	15:21.645	
6	1:32.459	35.915	30.525	26.019	234.3	18:31.011	6	1:32.741	36.047	30.716	25.978	233.3	16:54.386	
7	1:32.221	35.875	30.440	25.906	234.8	20:03.232	7	1:32.503	35.898	30.749	25.856	232.8	18:26.889	
9	Jean Paul KARRAS	GRC						15	Jensen BURNETT	CAN				
	G4 Racing	TATUUS T-421							Drivex	TATUUS T-421				
1	1:51.201	49.254	34.530	27.417	99.2	1:51.201	1	10:08.697	8:59.190	39.660	29.847	89.6	10:08.697	
2	1:36.881	38.552	31.638	26.691	209.7	3:28.082	2	1:43.516	41.953	33.852	27.711	141.5	11:52.213	
3	1:42.768B	37.368	31.379	34.021	226.4	5:10.850	3	1:41.509	36.865	36.978	27.666	230.8	13:33.722	
4	3:22.554	2:19.379	35.144	28.031	93.8	8:33.404	4	1:41.772	36.211	35.251	30.310	230.8	15:15.494	
5	1:38.155	39.418	31.802	26.935	210.5	10:11.559	5	1:32.736	36.111	30.609	26.016	229.8	16:48.230	
6	1:45.168	45.189	33.229	26.750	198.5	11:56.727	6	1:32.347	35.850	30.581	25.916	230.3	18:20.577	
7	1:37.787	36.614	33.903	27.270	228.8	13:34.514	7	1:32.799	36.105	30.573	26.121	232.3	19:53.376	
8	1:33.266	36.503	30.712	26.051	229.3	15:07.780	8	1:32.371	35.848	30.550	25.973	228.3	21:25.747	
9	1:32.672	36.042	30.695	25.935	225.9	16:40.452								
10	1:32.718	36.038	30.728	25.952	229.3	18:13.170								
11	1:32.783	36.111	30.719	25.953	229.3	19:45.953								
12	1:32.951	36.183	30.797	25.971	225.9	21:18.904								
10	Luna FLUXA	ESP						17	Nacho TUÑÓN	ESP				
	Campos Racing	TATUUS T-421							T-Code	TATUUS T-421				
1	10:39.204	9:34.789	34.958	29.457	107.1	10:39.204	1	8:36.352	7:28.695	38.179	29.478	89.8	8:36.352	
2	1:43.427	38.736	36.045	28.646	214.3	12:22.631	2	1:42.825	41.520	33.771	27.534	172.2	10:19.177	
3	1:33.798	36.684	30.791	26.323	231.3	13:56.429	3	1:39.866	40.779	32.624	26.463	198.2	11:59.043	
4	1:32.788	36.159	30.607	26.022	231.3	15:29.217	4	1:39.558	37.145	33.249	29.164	232.3	13:38.601	
5	1:32.485	35.861	30.553	26.071	230.8	17:01.702								
6	1:32.303	35.786	30.538	25.979	231.8	18:34.005								
7	1:32.370	35.952	30.536	25.882	232.3	20:06.375								

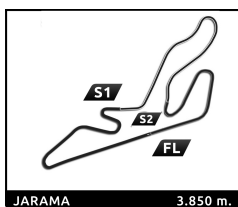


E4 SWC - R2 JARAMA Qualifying 2

Sector Analysis

— Invalidated Lap ■ Personal Best ■ Session Best B Crossing the pit lane

Lap	Time	Sector 1	Sector 2	Sector 3	T.Sp	Elapsed	Lap	Time	Sector 1	Sector 2	Sector 3	T.Sp	Elapsed
18 Zoe FLORESCU ROU													
Tecnicar by Amtog TATUUS T-421													
5	1:37.799	36.292	32.150	29.357	228.8	15:16.400	5	1:32.662	36.020	30.597	26.045	231.8	16:53.843
6	1:32.283	35.882	30.455	25.946	229.8	16:48.683	6	1:38.101	36.084	33.926	28.091	231.8	18:31.944
7	1:34.235	36.603	31.368	26.264	232.8	18:22.918	7	1:32.359	35.895	30.507	25.957	231.8	20:04.303
8	1:32.415	35.893	30.508	26.014	230.3	19:55.333							
9	1:32.037	35.738	30.424	25.875	230.8	21:27.370							
21 Borys LYZEN POL													
KCL Motorsport TATUUS T-421													
1	8:38.046	7:30.907	37.587	29.552	90.9	8:38.046	1	10:13.732	9:02.028	39.944	31.760	101.2	10:13.732
2	1:42.528	40.972	33.980	27.576	198.9	10:20.574	2	1:44.793	41.896	35.730	27.167	184.9	11:58.525
3	1:40.100	40.276	33.115	26.709	202.6	12:00.674	3	1:52.044	39.561	35.388	27.095	221.8	13:50.569
4	1:39.126	37.003	34.185	27.938	229.3	13:39.800	4	1:35.420	36.741	31.136	27.543	226.9	15:25.989
5	1:37.736	36.481	31.754	29.501	230.3	15:17.536	5	1:33.443	36.417	30.669	26.357	230.8	16:59.432
6	1:48.632	50.657	31.943	26.032	230.8	17:06.168	6	1:32.940	35.948	30.675	26.317	232.3	18:32.372
7	1:32.774	36.082	30.598	26.094	226.9	18:38.942	7	1:33.148	36.378	30.593	26.177	230.8	20:05.520
8	1:32.526	35.963	30.649	25.914	229.3	20:11.468							
22 Vivek KANTHAN USA													
Griffin Core TATUUS T-421													
1	10:42.320	9:32.199	34.318	35.803	100.6	10:42.320	1	10:08.421	8:58.007	40.348	30.066	86.1	10:08.421
2	2:00.887	1:00.624	33.090	27.173	109.8	12:43.207	2	1:44.513	41.827	34.422	28.264	151.0	11:52.934
3	1:32.878	36.314	30.569	25.995	226.9	14:16.085	3	1:41.650	37.003	36.684	27.963	231.3	13:34.584
4	1:32.246	35.962	30.401	25.883	229.8	15:48.331	4	1:34.709	37.169	31.097	26.443	231.8	15:09.293
5	1:32.072	35.832	30.410	25.830	229.8	17:20.403	5	1:32.726	36.105	30.649	25.972	229.8	16:42.019
6	1:31.844	35.672	30.374	25.798	229.3	18:52.247	6	1:32.284	35.934	30.423	25.927	230.8	18:14.303
7	1:31.862	35.745	30.328	25.789	229.8	20:24.109	7	1:33.162	36.158	30.717	26.287	230.8	19:47.465
23 Rocco CORONEL NLD													
MP Motorsport TATUUS T-421													
1	1:42.402	42.609	32.502	27.291	109.1	1:42.402	8	1:32.657	36.154	30.537	25.966	230.3	21:20.122
2	1:35.340	37.607	31.157	26.576	222.2	3:17.742							
3	1:33.873	36.612	30.979	26.282	226.4	4:51.615							
4	1:38.442	36.324	30.860	31.258	226.4	6:30.057							
5	4:10.186	3:06.584	34.899	28.703	109.3	10:40.243							
6	1:43.284	38.258	34.066	30.960	220.0	12:23.527							
7	1:34.314	36.538	31.201	26.575	231.3	13:57.841							
8	1:32.138	35.844	30.455	25.839	231.8	15:29.979							
9	1:32.166	35.825	30.455	25.886	233.3	17:02.145							
10	1:32.355	35.824	30.588	25.943	234.3	18:34.500							
11	1:32.347	35.860	30.438	26.049	233.8	20:06.847							
24 Beau LOWETTE BEL													
TC Racing TATUUS T-421													
1	10:32.976	9:28.426	36.388	28.162	97.1	10:32.976							
2	1:39.361	38.944	33.018	27.399	224.1	12:12.337							
3	1:35.372	36.635	30.898	27.839	232.8	13:47.709							
4	1:33.472	36.263	30.660	26.549	229.8	15:21.181							
28 Max RADECK PRT													
DXR TATUUS T-421													
1	10:13.732	9:02.028	39.944	31.760	101.2	10:13.732							
2	1:44.793	41.896	35.730	27.167	184.9	11:58.525							
3	1:52.044	39.561	35.388	27.095	221.8	13:50.569							
4	1:35.420	36.741	31.136	27.543	226.9	15:25.989							
5	1:33.443	36.417	30.669	26.357	230.8	16:59.432							
6	1:32.940	35.948	30.675	26.317	232.3	18:32.372							
7	1:33.148	36.378	30.593	26.177	230.8	20:05.520							
32 Simon BULBARELLA ARG													
Drivex TATUUS T-421													
1	10:08.421	8:58.007	40.348	30.066	86.1	10:08.421							
2	1:44.513	41.827	34.422	28.264	151.0	11:52.934							
3	1:41.650	37.003	36.684	27.963	231.3	13:34.584							
4	1:34.709	37.169	31.097	26.443	231.8	15:09.293							
5	1:32.726	36.105	30.649	25.972	229.8	16:42.019							
6	1:32.284	35.934	30.423	25.927	230.8	18:14.303							
7	1:33.162	36.158	30.717	26.287	230.8	19:47.465							
8	1:32.657	36.154	30.537	25.966	230.3	21:20.122							
37 Ty FISHER CAN													
Griffin Core TATUUS T-421													
1	10:37.913	9:33.898	34.747	29.268	100.1	10:37.913							
2	1:43.764	38.981	33.728	31.055	200.4	12:21.677							
3	1:33.444	36.829	30.614	26.001	228.8	13:55.121							
4	1:32.711	36.317	30.582	25.812	231.3	15:27.832							
5	1:32.119	35.994	30.372	25.753	233.3	16:59.951							
6	1:35.641	36.571	31.133	27.937	234.3	18:35.592							
7	1:32.101	35.795	30.465	25.841	232.8	20:07.693							
38 Daniel KELLEHER IRL													
Campos Racing TATUUS T-421													
1	10:35.779	9:31.208	34.422	30.149	96.8	10:35.779							
2	1:42.418	40.341	34.221	27.856	194.9	12:18.197							
3	1:33.706	36.650	30.936	26.120	226.4	13:51.903							
4	1:32.928	35.944	30.801	26.183	231.8	15:24.831							
5	1:33.023	35.957	30.418	26.648	231.8	16:57.854							
6	1:32.282	35.832	30.524	25.926	229.8	18:30.136							
7	1:32.053	35.782	30.445	25.826	233.3	20:02.189							
39 Louis COCHET FRA													
KCL Motorsport TATUUS T-421													
1	10:23.378	9:21.249	34.676	27.453	103.8	10:23.378							
2	1:40.732	37.974	35.536	27.222	225.9	12:04.110							
3	1:39.990	36.608	31.815	31.567	230.8	13:44.100							
4	1:33.566	36.348	30.625	26.593	230.8	15:17.666							
5	1:32.745	36.171	30.582	25.992	229.8	16:50.411							
6	1:34.157	36.164	31.313	26.680	230.8	18:24.568							
7	1:32.430	35.917	30.541	25.972	231.8	19:56.998							
8	1:32.485	35.945	30.644	25.896	230.8	21:29.483							

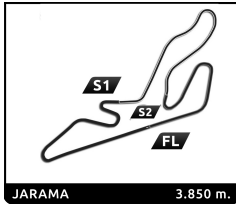


E4 SWC - R2 JARAMA Qualifying 2

Sector Analysis

— Invalidated Lap ■ Personal Best ■ Session Best ■ Crossing the pit lane

Lap	Time	Sector 1	Sector 2	Sector 3	T.Sp	Elapsed	Lap	Time	Sector 1	Sector 2	Sector 3	T.Sp	Elapsed
40 Kasper SCHORMANS NLD							MP Motorsport TATUUS T-421						
1	10:40.886	9:38.498	34.111	28.277	99.1	10:40.886	6	1:32.197	35.936	30.419	25.842	232.8	16:49.274
2	1:43.841	38.271	33.790	31.780	212.2	12:24.727	7	1:34.384	36.775	31.201	26.408	232.8	18:23.658
3	1:34.104	36.866	30.806	26.432	229.3	13:58.831	8	1:32.075	35.736	30.422	25.917	232.3	19:55.733
4	1:32.725	36.245	30.549	25.931	231.3	15:31.556	9	1:32.028	35.823	30.336	25.869	231.8	21:27.761
5	1:32.244	35.969	30.458	25.817	232.3	17:03.800							
6	1:34.159	35.860	30.428	27.871	231.8	18:37.959							
7	1:32.047	35.785	30.372	25.890	232.8	20:10.006							
44 Elliot KACZYNSKI SWE							TC Racing TATUUS T-421						
1	10:09.482	9:00.560	39.537	29.385	96.0	10:09.482	1	8:16.375	7:11.964	35.312	29.099	71.2	8:16.375
2	1:51.134 B	41.792	33.814	35.528	174.2	12:00.616	2	1:52.217	42.571	38.976	30.670	216.4	10:08.592
							3	1:45.124	43.071	33.741	28.312	171.2	11:53.716
							4	1:41.139	36.966	36.870	27.303	227.8	13:34.855
							5	1:35.760	37.460	31.717	26.583	223.1	15:10.615
							6	1:32.886	36.258	30.580	26.048	227.4	16:43.501
							7	1:32.675	35.994	30.705	25.976	230.3	18:16.176
							8	1:32.394	35.937	30.490	25.967	228.8	19:48.570
							9	1:32.453	36.064	30.371	26.018	228.8	21:21.023
46 Nathan TYE GBR							DXR TATUUS T-421						
1	10:07.482	8:57.631	39.828	30.023	85.7	10:07.482							
2	1:44.058	42.277	33.978	27.803	154.5	11:51.540							
3	1:41.216	37.202	36.811	27.203	226.4	13:32.756							
4	1:51.123	44.754	33.184	33.185	228.3	15:23.879							
5	1:34.311	36.756	31.384	26.171	232.3	16:58.190							
6	1:32.358	35.933	30.433	25.992	236.8	18:30.548							
7	1:32.057	35.806	30.431	25.820	236.3	20:02.605							
73 Fausto ARNAUDO ARG							DXR TATUUS T-421						
1	8:03.317	7:01.495	34.021	27.801	99.7	8:03.317							
2	1:36.382	38.308	31.425	26.649	214.3	9:39.699							
3	1:34.015	36.826	30.950	26.239	228.3	11:13.714							
4	1:33.509	36.423	30.880	26.206	228.8	12:47.223							
5	1:32.815	36.104	30.605	26.106	229.3	14:20.038							
6	1:32.614	35.992	30.474	26.148	231.3	15:52.652							
7	1:32.493	35.887	30.504	26.102	231.8	17:25.145							
8	1:33.224	35.988	30.634	26.602	233.3	18:58.369							
9	1:32.604	36.031	30.545	26.028	229.8	20:30.973							
74 Pablo RICCOBONO ESP							Griffin Core TATUUS T-421						
1	8:12.968	7:07.809	36.133	29.026	92.8	8:12.968	1	10:44.068 B	9:33.198	34.649	36.221	103.3	10:44.068
2	1:43.401	42.800	33.036	27.565	186.2	9:56.369	2	2:00.100	59.871	33.076	27.153	117.4	12:44.168
3	1:36.262	38.267	31.384	26.611	224.5	11:32.631	3	1:33.461	36.744	30.612	26.105	229.3	14:17.629
4	1:34.089	36.688	30.952	26.449	226.9	13:06.720	4	1:32.585	36.166	30.575	25.844	230.8	15:50.214
5	1:33.642	36.418	30.987	26.237	227.8	14:40.362	5	1:32.015	35.989	30.314	25.712	232.3	17:22.229
6	1:33.485	36.444	30.800	26.241	226.9	16:13.847	6	1:31.646	35.599	30.308	25.739	230.3	18:53.875
7	1:33.061	36.181	30.789	26.091	226.9	17:46.908	7	1:51.980 B	35.648	31.263	45.069	232.8	20:45.855
8	1:32.942	36.048	30.753	26.141	226.9	19:19.850							
9	1:33.316	36.190	30.813	26.313	226.4	20:53.166							
77 Andrej PETROVIC SRB							Miki BLASCOS ESP						
1	8:37.007	7:29.491	37.814	29.702	88.1	8:37.007	1	7:59.371	6:57.800	33.859	27.712	102.3	7:59.371
2	1:42.846	41.474	33.723	27.649	188.8	10:19.853	2	1:36.985	38.081	32.111	26.793	207.3	9:36.356
3	1:39.735	40.430	32.956	26.349	203.8	11:59.588	3	1:34.378	36.757	31.193	26.428	224.5	11:10.734
4	1:39.738	37.584	34.391	27.763	233.8	13:39.326	4	1:33.959	36.379	30.931	26.649	225.9	12:44.693
5	1:37.751	36.358	31.947	29.446	231.8	15:17.077	5	1:34.308	37.262	30.832	26.214	229.8	14:19.001
							6	1:32.942	36.195	30.672	26.075	228.3	15:51.943
							7	1:32.653	35.957	30.603	26.093	229.3	17:24.596
							8	1:32.543	35.946	30.567	26.030	228.3	18:57.139
							9	1:32.570	35.902	30.539	26.129	228.8	20:29.709
78 Maria NETO PRT							Jorden MOODLEY ZAF						
1	8:16.375	7:11.964	35.312	29.099	71.2	8:16.375	1	1:55.477	48.844	37.588	29.045	104.0	1:55.477
2	1:52.217	42.571	38.976	30.670	216.4	10:08.592	2	1:42.445	39.789	34.038	28.618	215.6	3:37.922
3	1:45.124	43.071	33.741	28.312	171.2	11:53.716	3	1:44.785	44.794	32.458	27.533	154.5	5:22.707
4	1:41.139	36.966	36.870	27.303	227.8	13:34.855	4	1:35.831	37.673	31.559	26.599	222.7	6:58.538
5	1:35.760	37.460	31.717	26.583	223.1	15:10.615	5	1:38.508	37.593	32.499	28.416	225.9	8:37.046
6	1:32.886	36.258	30.580	26.048	227.4	16:43.501	6	1:35.133	37.368	31.175	26.590	220.0	10:12.179
7	1:32.675	35.994	30.705	25.976	230.3	18:16.176							
8	1:32.394	35.937	30.490	25.967	228.8	19:48.570							
9	1:32.453	36.064	30.371	26.018	228.8	21:21.023							
80 Sebastian FRIGOLET MEX							G4 Racing TATUUS T-421						
1	10:10.319	8:59.949	39.803	30.567	93.6	10:10.319	1	1:55.477	48.844	37.588	29.045	104.0	1:55.477
2	2:01.349	41.796	33.927	45.626	177.3	12:11.668	2	1:42.445	39.789	34.038	28.618	215.6	3:37.922
3	1:37.024	38.222	31.067	27.735	204.9	13:48.692	3	1:44.785	44.794	32.458	27.533	154.5	5:22.707
4	1:33.506	36.399	30.833	26.274	230.8	15:22.198	4	1:35.831	37.673	31.559	26.599	222.7	6:58.538
5	1:32.920	36.131	30.690	26.099	232.8	16:55.118	5	1:38.508	37.593	32.499	28.416	225.9	8:37.046
6	1:33.127	36.101	30.974	26.052	232.8	18:28.245	6	1:35.133	37.368	31.175	26.590	220.0	10:12.179
7	1:32.811	36.204	30.497	26.110	230.3	20:01.056							
81 Noah MONTEIRO PRT													
1	10:44.068 B	9:33.198	34.649	36.221	103.3	10:44.068							
2	2:00.100	59.871	33.076	27.153	117.4	12:44.168							
3	1:33.461	36.744	30.612	26.105	229.3	14:17.629							
4	1:32.585	36.166	30.575	25.844	230.8	15:50.214							
5	1:32.015	35.989	30.314	25.712	232.3	17:22.229							
6	1:31.646	35.599	30.308	25.739	230.3	18:53.875							
7	1:51.980 B	35.648	31.263	45.069	232.8	20:45.855							
88 Miki BLASCOS ESP													
1	7:59.371	6:57.800	33.859	27.712	102.3	7:59.371							
2	1:36.985	38.081	32.111	26.793	207.3	9:36.356							
3	1:34.378	36.757	31.193	26.428	224.5	11:10.734							
4	1:33.959	36.379	30.931	26.649	225.9	12:44.693							
5	1:34.308	37.262	30.832	26.214	229.8	14:19.001							
6	1:32.942	36.195	30.672	26.075	228.3	15:51.943							
7	1:32.653	35.957	30.603	26.093	229.3	17:24.596							
8	1:32.543	35.946	30.567	26.030	228.3	18:57.139							
9	1:32.570	35.902	30.539	26.129	228.8	20:29.709							
94 Jorden MOODLEY ZAF													
1	1:55.477	48.844	37.588	29.045	104.0	1:55.477							
2	1:42.445	39.789	34.038	28.618	215.6	3:37.922							
3	1:44.785	44.794	32.458	27.533	154.5	5:22.707							
4	1:35.831	37.673	31.559	26.599	222.7	6:58.538							
5	1:38.508	37.593	32.499	28.416	225.9	8:37.046							
6	1:35.133	37.368	31.175	26.590	220.0	10:12.179							



E4 SWC - R2 JARAMA Qualifying 2

Sector Analysis

— Invalidated Lap ■ Personal Best ■ Session Best B Crossing the pit lane

Lap	Time	Sector 1	Sector 2	Sector 3	T.Sp	Elapsed	Lap	Time	Sector 1	Sector 2	Sector 3	T.Sp	Elapsed
7	1:41.794	40.383	33.090	28.321	220.0	11:53.973							
8	1:41.496	37.083	36.014	28.399	219.5	13:35.469							
9	1:35.915	37.236	31.972	26.707	231.8	15:11.384							
10	1:34.355	36.658	31.114	26.583	229.3	16:45.739							
11	1:34.346	36.761	31.186	26.399	227.4	18:20.085							
12	1:40.506	37.843	31.318	31.345	227.8	20:00.591							