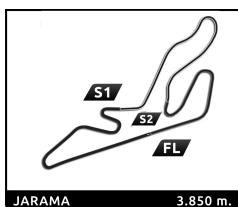


E4 SWC - R2 JARAMA Race 2

Sector Analysis

— Invalidated Lap ■ Personal Best ■ Session Best B Crossing the pit lane

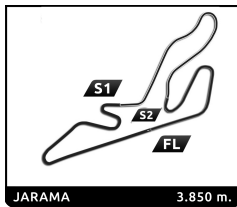
Lap	Time	Sector 1	Sector 2	Sector 3	T.Sp	Elapsed	Lap	Time	Sector 1	Sector 2	Sector 3	T.Sp	Elapsed
1	Reno FRANCO NLD												
	KCL Motorsport						TATUUS T-421						
1	2:09.371			41.592		2:09.371	13	2:14.387	1:00.538	40.253	33.596	194.2	40:08.031
2	2:45.285B	1:15.976	40.414	48.895	92.5	4:54.656	14	2:12.107	58.882	40.109	33.116	151.9	42:20.138
3	18:24.199	...	37.431	33.394	115.5	23:18.855	15	2:07.389	54.251	39.982	33.156	168.2	44:27.527
4	2:02.779	44.938	42.620	35.221	183.1	25:21.634	16	2:09.503	49.965	43.221	36.317	183.4	46:37.030
5	1:34.854	36.996	31.491	26.367	229.3	26:56.488	17	1:34.073	36.818	30.863	26.392	232.3	48:11.103
6	1:33.547	36.385	30.849	26.313	230.3	28:30.035	18	1:34.409	36.769	30.897	26.743	235.3	49:45.512
7	1:33.084	36.065	30.788	26.231	229.3	30:03.119							
8	1:33.657	36.573	30.897	26.187	228.3	31:36.776							
9	1:34.176	37.092	30.856	26.228	227.4	33:10.952							
10	1:33.698	36.326	30.966	26.406	233.8	34:44.650							
11	1:34.642	36.098	30.749	27.795	231.3	36:19.292							
12	1:34.870	36.843	31.410	26.617	231.3	37:54.162							
13	2:14.588	1:00.746	40.592	33.250	170.9	40:08.750							
14	2:11.870	58.657	40.597	32.616	155.6	42:20.620							
15	2:07.466	54.250	40.310	32.906	160.0	44:28.086							
16	2:09.148	50.261	42.787	36.100	170.9	46:37.234							
17	1:34.216	36.824	31.062	26.330	233.8	48:11.450							
18	1:34.491	36.855	30.837	26.799	233.8	49:45.941							
7	Felipe REIJS NLD												
	MP Motorsport						TATUUS T-421						
1	2:16.260			43.335		2:16.260							
2	2:53.362B	1:15.583	42.351	55.428	118.8	5:09.622							
3	18:15.586	...	33.100	30.625	110.3	23:25.208							
4	1:59.411	44.815	42.450	32.146	167.7	25:24.619							
5	1:34.379	36.951	30.985	26.443	227.8	26:58.998							
6	1:33.905	36.518	30.940	26.447	231.8	28:32.903							
7	1:33.643	36.351	30.900	26.392	231.3	30:06.546							
8	1:33.612	36.348	30.864	26.400	230.3	31:40.158							
9	1:33.728	36.509	30.836	26.383	231.3	33:13.886							
10	1:33.691	36.495	30.910	26.286	230.8	34:47.577							
11	1:33.579	36.402	30.856	26.321	231.3	36:21.156							
12	1:36.627	37.035	32.100	27.492	232.3	37:57.783							
13	2:13.332	59.502	40.327	33.503	173.4	40:11.115							
14	2:11.501	58.700	40.254	32.547	154.3	42:22.616							
15	2:07.801	54.968	39.886	32.947	156.1	44:30.417							
16	2:07.827	50.284	41.800	35.743	169.0	46:38.244							
17	1:34.963	37.470	30.986	26.507	231.3	48:13.207							
18	1:34.574	36.877	30.992	26.705	230.3	49:47.781							
9	Jean Paul KARRAS GRC												
	G4 Racing						TATUUS T-421						
1	2:22.959			44.696		2:22.959							
2	2:59.504B	1:16.191	40.477	1:02.836	95.2	5:22.463							
3	18:16.752	...	32.128	26.732	100.4	23:39.215							
4	1:47.675	38.600	38.732	30.343	208.9	25:26.890							
5	1:34.205	37.003	30.897	26.305	231.3	27:01.095							
6	1:34.033	36.608	31.106	26.319	235.3	28:35.128							
7	1:34.079	36.634	31.026	26.419	240.0	30:09.207							
8	1:33.759	36.456	30.838	26.465	232.8	31:42.966							
9	1:33.603	36.519	30.887	26.197	232.8	33:16.569							
10	1:33.444	36.280	30.915	26.249	232.8	34:50.013							
11	1:33.598	36.397	30.910	26.291	231.8	36:23.611							
12	1:37.607	37.466	32.106	28.035	230.8	38:01.218							
13	2:12.406	1:00.086	38.352	33.968	195.3	40:13.624							
14	2:11.721	1:00.457	38.211	33.053	145.2	42:25.345							
15	2:06.981	55.763	38.587	32.631	157.4	44:32.326							
16	2:07.106	50.983	41.009	35.114	182.7	46:39.432							
17	1:34.309	36.836	31.027	26.446	233.3	48:13.741							
18	1:34.990	36.872	31.187	26.931	232.3	49:48.731							
10	Luna FLUXA ESP												
	Campos Racing						TATUUS T-421						
1	2:29.542			47.584		2:29.542							
2	3:02.773B	1:14.234	41.209	1:07.330	135.8	5:32.315							
3	18:16.643	...	32.564	26.943	118.2	23:48.958							
4	1:40.426	38.049	34.379	27.998	214.3	25:29.384							
5	1:33.679	36.645	30.848	26.186	234.8	27:03.063							
6	1:33.877	36.746	30.834	26.297	234.8	28:36.940							
7	1:33.559	36.423	30.810	26.326	235.3	30:10.499							
8	1:34.277	36.896	31.011	26.370	236.3	31:44.776							
9	1:33.873	36.469	31.089	26.315	229.8	33:18.649							
10	2:26.311B	1:05.200	42.400	38.711	224.5	35:44.960							
11	2:27.243	1:23.250	36.909	27.084	52.8	38:12.203							
12	2:06.778	57.710	34.569	34.499	218.6	40:18.981							
13	2:11.455	1:02.505	38.033	30.917	174.2	42:30.436							
14	2:07.020	57.787	38.960	30.273	161.0	44:37.456							
15	2:04.443	51.536	39.740	33.167	173.6	46:41.899							
16	1:34.242	36.977	30.841	26.424	227.4	48:16.141							
17	1:34.599	36.701	31.153	26.745	233.8	49:50.740							
11	Rahim ALIBHAI USA												
	Monlau Motorsport						TATUUS T-421						
1	2:20.621			44.486		2:20.621							
2	2:56.444B	1:15.647	41.938	58.859	93.9	5:17.065							
3	18:18.413	...	32.071	27.337	116.1	23:35.478							
4	1:50.591	38.435	41.085	31.071	200.7	25:26.069							
5	1:34.871	37.450	30.897	26.524	230.3	27:00.940							
6	1:33.977	36.636	30.845	26.496	233.3	28:34.917							
7	1:34.945	37.217	30.958	26.770	235.8	30:09.862							



E4 SWC - R2 JARAMA Race 2

Sector Analysis

— Invalidated Lap							■ Personal Best							■ Session Best							B Crossing the pit lane						
Lap	Time	Sector 1	Sector 2	Sector 3	T.Sp	Elapsed	Lap	Time	Sector 1	Sector 2	Sector 3	T.Sp	Elapsed	Lap	Time	Sector 1	Sector 2	Sector 3	T.Sp	Elapsed	Lap	Time	Sector 1	Sector 2	Sector 3	T.Sp	Elapsed
8	1:33.870	36.592	30.873	26.405	230.8	31:43.732	2	2:48.040 B	1:15.362	41.727	50.951	119.5	4:59.751														
9	1:33.845	36.639	30.829	26.377	228.3	33:17.577	3	18:20.791	...	34.804	32.320	109.3	23:20.542														
10	1:33.861	36.488	30.934	26.439	230.3	34:51.438	4	2:02.145	45.484	42.216	34.445	174.8	25:22.687														
11	1:33.766	36.533	30.934	26.299	230.3	36:25.204	5	1:34.694	36.824	31.392	26.478	231.3	26:57.381														
12	1:37.845	37.331	32.273	28.241	229.3	38:03.049	6	1:33.763	36.361	31.106	26.296	233.3	28:31.144														
13	2:11.252	59.396	37.965	33.891	203.4	40:14.301	7	1:33.490	36.264	30.809	26.417	233.8	30:04.634														
14	2:11.960	1:00.709	38.208	33.043	160.5	42:26.261	8	1:33.984	36.437	31.219	26.328	231.3	31:38.618														
15	2:07.118	55.716	39.053	32.349	176.8	44:33.379	9	1:33.738	36.590	30.880	26.268	231.3	33:12.356														
16	2:06.679	50.862	40.735	35.082	169.3	46:40.058	10	1:33.541	36.267	30.852	26.422	232.8	34:45.897														
17	1:34.364	37.062	30.826	26.476	229.8	48:14.422	11	1:33.963	36.621	30.836	26.506	233.3	36:19.860														
18	1:34.540	36.572	31.149	26.819	231.3	49:48.962	12	1:35.856	36.703	32.437	26.716	231.3	37:55.716														
13 Aleix PIÑERA ESP							22 Vivek KANTHAN USA							23 Rocco CORONEL NLD													
Tecnicar by Amtog TATUUS T-421							Griffin Core TATUUS T-421							MP Motorsport TATUUS T-421													
1	2:21.982			45.149		2:21.982	1	2:06.290			41.936		2:06.290	1	2:10.708			41.710		2:10.708							
2	2:57.691 B	1:15.158	41.675	1:00.858	91.1	5:19.673	2	2:40.572 B			45.222	71.0	4:46.862	2	2:46.966 B	1:15.724	41.577	49.665	113.8	4:57.674							
3	18:18.508	...	32.574	26.765	103.8	23:38.181	3	18:28.074	...	39.022	33.463	109.4	23:14.936	3	18:22.358	...	35.116	33.253	112.5	23:20.032							
4	1:48.208	38.674	38.927	30.607	213.9	25:26.389	4	2:05.016	45.342	42.580	37.094	180.3	25:19.952	4	2:02.305	45.384	42.204	34.717	164.1	25:22.337							
5	1:34.066	36.613	30.995	26.458	233.8	27:00.455	5	1:33.346	36.559	30.649	26.138	232.8	26:53.298	5	1:34.735	36.923	31.387	26.425	232.3	26:57.072							
6	1:34.137	36.592	30.917	26.628	235.3	28:34.592	6	1:32.913	36.191	30.579	26.143	230.3	28:26.211	6	1:33.725	36.495	30.845	26.385	233.8	28:30.797							
7	1:33.670	36.560	30.826	26.284	230.3	30:08.262	7	1:32.754	36.029	30.654	26.071	230.3	29:58.965	7	1:33.094	36.076	30.747	26.271	233.3	30:03.891							
8	1:33.584	36.207	30.614	26.763	227.8	31:41.846	8	1:32.489	35.886	30.586	26.017	229.3	31:31.454	8	1:33.513	36.349	30.848	26.316	232.8	31:37.404							
9	1:33.376	36.249	30.886	26.241	226.9	33:15.222	9	1:32.704	36.062	30.575	26.067	231.3	33:04.158	9	1:33.304	36.223	30.806	26.275	235.3	33:10.708							
10	1:33.277	36.187	30.767	26.323	230.3	34:48.499	10	1:32.675	36.016	30.608	26.051	231.3	34:36.833	10	1:33.343	36.257	30.846	26.240	229.3	34:44.051							
11	1:33.418	36.270	30.785	26.363	228.8	36:21.917	11	1:32.885	36.012	30.775	26.098	230.3	36:09.718	11	1:33.161	36.057	30.811	26.293	229.3	36:17.212							
12	1:37.286	36.882	32.233	28.171	227.8	37:59.203	12	1:34.493	35.999	30.603	27.891	230.3	37:44.211	12	1:33.455	36.085	30.733	26.637	229.8	37:50.667							
13	2:12.395	58.860	40.067	33.468	189.1	40:11.598	13	2:20.217	1:05.688	40.878	33.651	97.8	40:04.428	13	2:15.969	1:01.787	40.795	33.387	138.8	40:06.636							
14	2:11.615	59.179	39.927	32.509	143.6	42:23.213	14	2:11.916	57.750	40.599	33.567	181.2	42:16.344	14	2:11.898	58.497	40.926	32.475	170.1	42:18.534							
15	2:07.669	55.180	39.715	32.774	140.4	44:30.882	15	2:07.090	53.964	40.136	32.990	186.2	44:23.434	15	2:07.663	54.500	40.375	32.788	166.7	44:26.197							
16	2:07.739	50.330	41.920	35.489	163.1	46:38.621	16	2:11.975	50.004	43.593	38.378	183.1	46:35.409	16	2:10.086	49.780	43.799	36.507	158.8	46:36.283							
17	1:33.831	36.536	30.754	26.541	232.3	48:12.452	17	1:33.099	36.334	30.626	26.139	229.8	48:08.508														
18	1:33.871	36.328	30.750	26.793	228.8	49:46.323	18	1:32.957	36.106	30.636	26.215	230.3	49:41.465														
17 Nacho TUÑÓN ESP							21 Borys LYZEN POL																				
T-Code TATUUS T-421							KCL Motorsport TATUUS T-421																				
1	2:19.663			44.219		2:19.663	1	2:11.711			42.055		2:11.711														
2	2:55.513 B	1:15.725	41.809	57.979	110.9	5:15.176																					
3	18:17.836	...	31.748	26.732	100.9	23:33.012																					
4	1:52.616	39.005	42.182	31.429	212.2	25:25.628																					
5	1:34.572	36.955	31.038	26.579	233.8	27:00.200																					
6	1:34.078	36.636	30.867	26.575	233.8	28:34.278																					
7	1:33.433	36.385	30.745	26.303	230.8	30:07.711																					
8	1:54.002	36.257	30.788	46.957	231.8	32:01.713																					
9	1:49.364 B	39.280	35.334	34.750	220.4	33:51.077																					
10	2:12.452	1:15.140	30.971	26.341	109.9	36:03.529																					
11	1:33.582	36.340	30.954	26.288	225.5	37:37.111																					
12	1:35.166	37.776	31.087	26.303	225.5	39:12.277																					
13	1:35.317	37.806	31.124	26.387	225.5	40:47.594																					
14	1:45.057	38.669	36.540	29.848	225.0	42:32.651																					
15	2:07.834	59.779	37.361	30.694	144.4	44:40.485																					
16	2:03.088	52.347	38.365	32.376	166.4	46:43.573																					
17	1:34.437	36.998	30.997	26.442	228.3	48:18.010																					
18	1:34.931	36.960	31.043	26.928	228.3	49:52.941																					



E4 SWC - R2 JARAMA Race 2

Sector Analysis

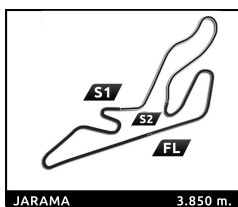
— Invalidated Lap

■ Personal Best

■ Session Best

B Crossing the pit lane

Lap	Time	Sector 1	Sector 2	Sector 3	T.Sp	Elapsed	Lap	Time	Sector 1	Sector 2	Sector 3	T.Sp	Elapsed
17	1:34.344	37.013	30.911	26.420	234.3	48:10.627	4	2:02.620	45.162	42.222	35.236	174.2	25:21.984
18	2:00.869B	36.794	30.812	53.263	233.3	50:11.496	5	1:34.740	36.938	31.368	26.434	233.8	26:56.724
24	Beau LOWETTE						6	1:33.576	36.478	30.729	26.369	236.8	28:30.300
	TC Racing					TATUUS T-421	7	1:33.133	36.246	30.619	26.268	234.3	30:03.433
1	2:14.873			43.148		2:14.873	8	1:33.723	36.597	30.761	26.365	232.3	31:37.156
2	2:51.153B	1:15.111	42.032	54.010	112.9	5:06.026	9	1:33.908	37.039	30.694	26.175	233.3	33:11.064
3	18:17.182	...	33.241	30.651	109.9	23:23.208	10	1:33.656	36.495	30.903	26.258	232.8	34:44.720
4	2:00.519	45.305	42.009	33.205	156.3	25:23.727	11	1:33.584	36.332	30.780	26.472	233.3	36:18.304
5	1:34.857	36.831	31.510	26.516	233.3	26:58.584	12	1:33.885	36.317	30.596	26.972	230.3	37:52.189
6	1:33.820	36.435	30.757	26.628	231.8	28:32.404	13	2:15.188	1:01.276	40.409	33.503	154.9	40:07.377
7	1:33.600	36.381	30.747	26.472	230.3	30:06.004	14	2:12.296	58.756	40.406	33.134	161.0	42:19.673
8	1:33.435	36.309	30.700	26.426	232.8	31:39.439	15	2:07.058	54.189	40.086	32.783	154.5	44:26.731
9	1:33.808	36.525	30.778	26.505	233.3	33:13.247	16	2:09.820	50.345	43.155	36.320	187.5	46:36.551
10	1:33.677	36.329	30.901	26.447	235.3	34:46.924	17	1:34.225	37.016	30.866	26.343	236.8	48:10.776
11	1:33.649	36.484	30.786	26.379	232.8	36:20.573	38	Daniel KELLEHER					IRL
28	Max RADECK							Campos Racing					TATUUS T-421
	DXR					TATUUS T-421	1	2:08.077			41.524		2:08.077
1	2:32.217			49.090		2:32.217	2	2:44.128B			47.799	83.4	4:52.205
2	3:04.790B	1:12.939	41.530	1:10.321	107.9	5:37.007	3	18:25.094	...	37.057	33.716	116.5	23:17.299
3	18:13.835	...	32.112	26.841	111.0	23:50.842	4	2:03.761	45.275	42.309	36.177	177.0	25:21.060
4	1:39.030	37.113	34.613	27.304	219.1	25:29.872	5	1:58.390	59.784	32.458	26.148	231.8	27:19.450
5	1:35.268	37.149	31.690	26.429	229.3	27:05.140	6	1:32.645	35.944	30.638	26.063	227.4	28:52.095
6	1:33.270	36.195	30.828	26.247	228.3	28:38.410	7	1:32.588	35.926	30.676	25.986	225.9	30:24.683
7	1:33.257	36.150	30.720	26.387	230.3	30:11.667	8	1:32.615	35.901	30.654	26.060	226.9	31:57.298
8	1:34.609	36.799	31.409	26.401	230.3	31:46.276	9	1:32.888	35.938	30.852	26.098	227.4	33:30.186
9	1:34.002	36.694	30.954	26.354	232.8	33:20.278	10	1:32.677	35.930	30.655	26.092	230.3	35:02.863
10	1:34.358	36.780	31.049	26.529	233.8	34:54.636	11	1:32.793	35.804	30.619	26.370	228.3	36:35.656
11	1:33.865	36.480	30.942	26.443	229.3	36:28.501	12	1:38.354	36.746	33.675	27.933	227.8	38:14.010
12	1:39.226	37.714	32.958	28.554	231.3	38:07.727	13	2:06.564	57.551	34.857	34.156	216.4	40:20.574
13	2:10.565	1:01.362	34.770	34.433	208.1	40:18.292	14	2:11.350	1:03.432	37.192	30.726	120.5	42:31.924
14	2:11.740	1:02.208	37.315	32.217	162.2	42:30.032	15	2:06.961	57.876	38.468	30.617	149.6	44:38.885
15	2:06.975	57.470	38.031	31.474	161.4	44:37.007	16	2:03.813	51.885	39.514	32.414	164.1	46:42.698
16	2:04.801	51.212	39.885	33.704	174.8	46:41.808	17	1:34.405	36.702	31.253	26.450	235.8	48:17.103
17	1:35.549	37.011	31.534	27.004	227.4	48:17.357	18	1:33.711	36.246	30.961	26.504	228.8	49:50.814
18	1:34.596	36.611	31.120	26.865	229.3	49:51.953	39	Louis COCHET					FRA
32	Simon BULBARELLA							KCL Motorsport					TATUUS T-421
	Drivex					TATUUS T-421	1	2:23.841			45.139		2:23.841
1	2:13.728			42.869		2:13.728	2	3:00.110B	1:15.881	40.564	1:03.665	95.7	5:23.951
2	2:49.636B	1:15.217	41.548	52.871	125.7	5:03.364	3	18:18.291	...	31.730	26.856	111.6	23:42.242
3	18:18.910	...	33.338	32.119	114.8	23:22.274	4	1:45.045	37.259	37.608	30.178	224.1	25:27.287
4	2:01.166	45.187	42.014	33.965	157.7	25:23.440	5	1:34.683	36.925	31.152	26.606	231.8	27:01.970
5	1:34.537	36.733	31.259	26.545	233.3	26:57.977	6	1:33.904	36.591	30.957	26.356	231.8	28:35.874
6	1:33.775	36.426	30.875	26.474	234.3	28:31.752	7	1:34.417	36.699	30.907	26.811	232.3	30:10.291
7	1:33.637	36.393	30.738	26.506	234.3	30:05.389	8	1:35.477	37.493	31.473	26.511	231.3	31:45.768
8	1:33.582	36.285	30.899	26.398	231.8	31:38.971	9	1:33.813	36.391	30.921	26.501	232.8	33:19.581
9	1:33.911	36.483	31.012	26.416	234.3	33:12.882	10	1:34.168	36.860	30.916	26.392	234.8	34:53.749
10	1:33.374	36.263	30.764	26.347	234.3	34:46.256	11	1:33.924	36.528	30.933	26.463	231.3	36:27.673
11	1:33.761	36.655	30.815	26.291	235.8	36:20.017	12	1:37.102	37.208	32.136	27.758	231.3	38:04.775
37	Ty FISHER						13	2:10.786	59.200	37.399	34.187	221.8	40:15.561
	Griffin Core					TATUUS T-421	14	2:11.866	1:00.622	38.253	32.991	169.5	42:27.427
1	2:09.977			41.479		2:09.977	15	2:06.915	56.117	39.412	31.386	181.2	44:34.342
2	2:46.403B	1:15.698	40.657	50.048	104.2	4:56.380	16	2:06.359	51.053	40.602	34.704	171.7	46:40.701
3	18:22.984	...	36.016	33.345	114.0	23:19.364	17	1:35.067	37.230	31.366	26.471	232.8	48:15.768
							18	1:34.510	36.915	31.024	26.571	232.3	49:50.278



E4 SWC - R2 JARAMA Race 2

Sector Analysis

— Invalidated Lap ■ Personal Best ■ Session Best B Crossing the pit lane

Lap	Time	Sector 1	Sector 2	Sector 3	T.Spd	Elapsed	Lap	Time	Sector 1	Sector 2	Sector 3	T.Spd	Elapsed
7	1:34.745	36.557	30.913	27.275	233.8	30:11.084	2	3:02.352 B	1:14.404	41.440	1:06.508	119.2	5:30.073
8	1:34.003	36.721	31.015	26.267	228.3	31:45.087	3	18:18.740	...	32.349	27.326	113.1	23:48.813
9	1:34.081	36.644	30.922	26.515	226.4	33:19.168	4	1:40.389	37.598	34.375	28.416	223.6	25:29.202
10	1:33.998	36.638	30.996	26.364	216.0	34:53.166	5	1:36.431	37.626	31.474	27.331	225.5	27:05.633
11	1:33.756	36.305	31.042	26.409	229.8	36:26.922	6	1:34.896	36.931	31.225	26.740	230.3	28:40.529
12	1:36.698	37.015	31.661	28.022	230.3	38:03.620	7	1:34.978	36.996	31.317	26.665	226.9	30:15.507
13	2:11.368	59.578	37.716	34.074	210.9	40:14.988	8	1:35.069	37.041	31.267	26.761	226.4	31:50.576
14	2:11.898	1:00.648	38.137	33.113	164.6	42:26.886	9	1:35.184	37.184	31.309	26.691	225.9	33:25.760
15	2:07.160	55.813	39.126	32.221	181.5	44:34.046	10	1:34.863	36.867	31.227	26.769	227.4	35:00.623
16	2:06.254	50.755	40.770	34.729	173.1	46:40.300	11	1:34.904	36.751	31.293	26.860	227.8	36:35.527
17	1:34.841	37.200	31.099	26.542	228.3	48:15.141	12	1:38.889	38.134	33.294	27.461	224.5	38:14.416
18	1:34.431	36.754	31.074	26.603	230.3	49:49.572	13	2:06.876	57.962	35.378	33.536	213.9	40:21.292

81 Noah MONTEIRO		PRT				
Griffin Core		TATUUS T-421				
1	2:05.588		41.656	2:05.588		
2	2:39.107 B		43.931	67.8	4:44.695	
3	18:29.728	...	39.085	33.604	110.4	23:14.423
4	2:05.197	45.311	42.738	37.148	187.8	25:19.620
5	1:33.245	36.441	30.731	26.073	225.5	26:52.865
6	1:32.671	35.997	30.638	26.036	225.9	28:25.536
7	1:32.588	35.944	30.625	26.019	225.0	29:58.124
8	1:32.471	35.854	30.664	25.953	225.9	31:30.595
9	1:32.503	35.917	30.589	25.997	225.9	33:03.098
10	1:32.462	35.934	30.568	25.960	225.0	34:35.560
11	1:32.626	36.031	30.539	26.056	228.8	36:08.186
12	1:35.233	35.808	30.568	28.857	226.9	37:43.419
13	2:20.342	1:05.718	40.972	33.652	97.8	40:03.761
14	2:11.971	57.711	40.815	33.445	183.7	42:15.732
15	2:07.209	53.713	40.263	33.233	184.0	44:22.941
16	2:11.819	49.782	43.952	38.085	180.0	46:34.760
17	1:32.951	36.277	30.505	26.169	225.9	48:07.711
18	1:32.750	36.090	30.621	26.039	225.5	49:40.461

88 Miki BLASCOS		ESP				
Monlau Motorsport		TATUUS T-421				
1	2:17.014		43.181	2:17.014		
2	2:54.599 B	1:16.289	41.824	56.486	115.4	5:11.613
3	18:14.213	...	32.554	30.456	110.5	23:25.826
4	1:59.264	44.985	42.266	32.013	170.1	25:25.090
5	1:34.508	36.942	31.003	26.563	228.3	26:59.598
6	1:33.882	36.433	31.019	26.430	230.8	28:33.480
7	1:33.773	36.377	30.994	26.402	230.3	30:07.253
8	1:36.451	36.374	30.880	29.197	229.8	31:43.704
9	1:34.915	37.271	31.051	26.593	226.9	33:18.619
10	1:46.035 B	38.914	33.213	33.908	216.9	35:04.654
11	3:08.351	2:03.785	37.146	27.420	88.4	38:13.005
12	2:06.787	57.882	34.820	34.085	222.7	40:19.792
13	2:11.623	1:03.278	37.231	31.114	155.6	42:31.415
14	2:06.611	57.553	38.673	30.385	156.1	44:38.026
15	2:04.482	51.955	39.686	32.841	157.2	46:42.508
16	1:35.319	37.251	31.249	26.819	229.8	48:17.827
17	1:34.617	36.698	31.161	26.758	231.3	49:52.444

94 Jordan MOODLEY		ZAF		
G4 Racing		TATUUS T-421		
1	2:27.721		46.599	2:27.721