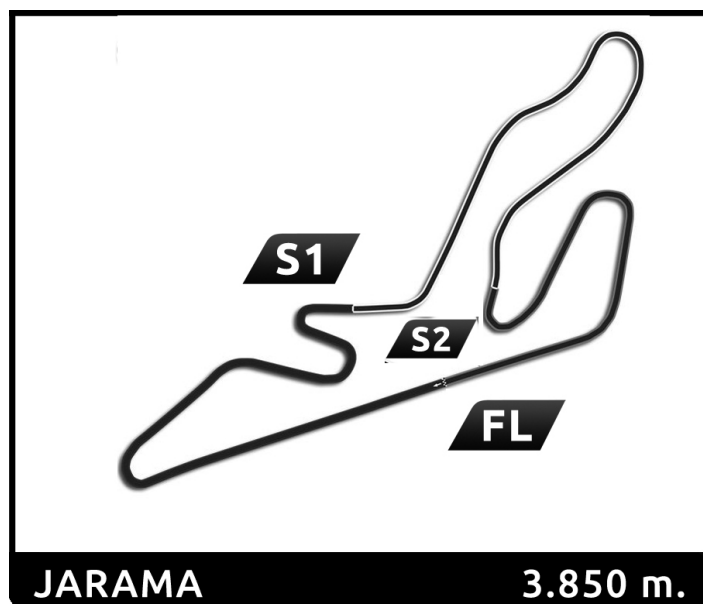
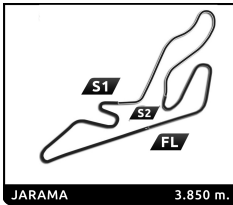


SWC - R2 JARAMA

E4

Results Booklet





E4 SWC - R2 JARAMA Official Previous Test

Classification

No	Driver	Nat	Team	Car	Cl.	Time	Lap Total	Gap	Kph
1	23 Rocco CORONEL	NLD	MP Motorsport	TATUUS T-421	R	1:32.125	22 25	-	150.4
2	1 Reno FRANCO	NLD	KCL Motorsport	TATUUS T-421		1:32.291	20 26	+0.166	150.2
3	38 Daniel KELLEHER	IRL	Campos Racing	TATUUS T-421	R	1:32.312	22 25	+0.187	150.1
4	21 Borys LYZEN	POL	KCL Motorsport	TATUUS T-421	R	1:32.320	20 27	+0.195	150.1
5	81 Noah MONTEIRO	PRT	Griffin Core	TATUUS T-421		1:32.349	20 24	+0.224	150.1
6	37 Ty FISHER	CAN	Griffin Core	TATUUS T-421	R	1:32.412	18 27	+0.287	150.0
7	24 Beau LOWETTE	BEL	TC Racing	TATUUS T-421	R	1:32.415	19 22	+0.290	150.0
8	46 Nathan TYE	GBR	Drivex	TATUUS T-421		1:32.435	21 23	+0.310	149.9
9	22 Vivek KANTHAN	USA	Griffin Core	TATUUS T-421		1:32.465	23 26	+0.340	149.9
10	10 Luna FLUXA	ESP	Campos Racing	TATUUS T-421	R	1:32.636	24 29	+0.511	149.6
11	18 Zoe FLORESCU	ROU	Tecnicar by Amtog	TATUUS T-421	R	1:32.685	25 28	+0.560	149.5
12	77 Andrej PETROVIC	SRB	T-Code	TATUUS T-421		1:32.697	25 28	+0.572	149.5
13	40 Kasper SCHORMANS	NLD	MP Motorsport	TATUUS T-421	R	1:32.728	20 26	+0.603	149.5
14	17 Nacho TUÑON	ESP	T-Code	TATUUS T-421		1:32.748	25 28	+0.623	149.4
15	15 Jensen BURNETT	CAN	Drivex	TATUUS T-421	R	1:32.782	17 21	+0.657	149.4
16	44 Elliot KACZYNSKI	SWE	DXR	TATUUS T-421	R	1:32.837	19 23	+0.712	149.3
17	12 Philippe Armand KARRAS	GRC	G4 Racing	TATUUS T-421		1:32.887	18 29	+0.762	149.2
18	9 Jean Paul KARRAS	GRC	G4 Racing	TATUUS T-421		1:32.920	16 29	+0.795	149.2
19	8 Jacob MICALLEF	MLT	Campos Racing	TATUUS T-421	R	1:32.942	21 24	+0.817	149.1
20	7 Felipe REIJS	NLD	MP Motorsport	TATUUS T-421	R	1:32.996	21 29	+0.871	149.0
21	73 Fausto ARNAUDO	ARG	Monlau Motorsport	TATUUS T-421	R	1:33.002	22 26	+0.877	149.0
22	39 Louis COCHET	FRA	KCL Motorsport	TATUUS T-421	R	1:33.034	21 28	+0.909	149.0
23	11 Rahim ALIBHAI	USA	Monlau Motorsport	TATUUS T-421	R	1:33.063	22 26	+0.938	148.9
24	88 Miki BLASCOS	ESP	Monlau Motorsport	TATUUS T-421	R	1:33.081	24 28	+0.956	148.9
25	78 Maria NETO	PRT	TC Racing	TATUUS T-421	R	1:33.133	20 24	+1.008	148.8
26	32 Simon BULBARELLA	ARG	Drivex	TATUUS T-421	R	1:33.189	18 22	+1.064	148.7
27	13 Aleix PIÑERA	ESP	Tecnicar by Amtog	TATUUS T-421	R	1:33.243	28 28	+1.118	148.6
28	80 Sebastian FRIGOLET	MEX	DXR	TATUUS T-421	R	1:33.338	21 24	+1.213	148.5
29	28 Max RADECK	PRT	DXR	TATUUS T-421	R	1:33.511	20 24	+1.386	148.2
30	74 Pablo RICCOBONO	ESP	GRS	TATUUS T-421		1:33.772	21 26	+1.647	147.8
31	94 Jorden MOODLEY	ZAF	G4 Racing	TATUUS T-421		1:34.897	29 29	+2.772	146.1
32	70 Dante CIMA	NLD	GRS	TATUUS T-421	R				

Fastest Lap: Lap 22 | Rocco CORONEL | 1:32.125 | 150.4 Kph

Published at: ...11:00.....

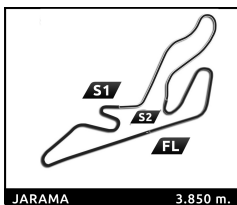
Track Status: **DRY**

Race Director:
Luis GONZÁLEZ



Timekeeper:
Alberto ESTÉBANEZ







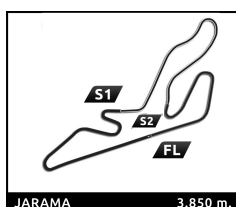
E4 SWC - R2 JARAMA Official Previous Test Classification by Class

No	Driver	Nat	Team	Car	Time	Lap Total	Gap	Kph
R								
1	23 Rocco CORONEL	NLD	MP Motorsport	TATUUS T-421	1:32.125	22 25		150.4
2	38 Daniel KELLEHER	IRL	Campos Racing	TATUUS T-421	1:32.312	22 25	+0.187 +0.187	150.1
3	21 Borys LYZEN	POL	KCL Motorsport	TATUUS T-421	1:32.320	20 27	+0.195 +0.008	150.1
4	37 Ty FISHER	CAN	Griffin Core	TATUUS T-421	1:32.412	18 27	+0.287 +0.092	150.0
5	24 Beau LOWETTE	BEL	TC Racing	TATUUS T-421	1:32.415	19 22	+0.290 +0.003	150.0
6	10 Luna FLUXA	ESP	Campos Racing	TATUUS T-421	1:32.636	24 29	+0.511 +0.221	149.6
7	18 Zoe FLORESCU	ROU	Tecnicar by Amtog	TATUUS T-421	1:32.685	25 28	+0.560 +0.049	149.5
8	40 Kasper SCHORMANS	NLD	MP Motorsport	TATUUS T-421	1:32.728	20 26	+0.603 +0.043	149.5
9	15 Jensen BURNETT	CAN	Drivex	TATUUS T-421	1:32.782	17 21	+0.657 +0.054	149.4
10	44 Elliot KACZYNSKI	SWE	DXR	TATUUS T-421	1:32.837	19 23	+0.712 +0.055	149.3
11	8 Jacob MICALLEF	MLT	Campos Racing	TATUUS T-421	1:32.942	21 24	+0.817 +0.105	149.1
12	7 Felipe REIJS	NLD	MP Motorsport	TATUUS T-421	1:32.996	21 29	+0.871 +0.054	149.0
13	73 Fausto ARNAUDO	ARG	Monlau Motorsport	TATUUS T-421	1:33.002	22 26	+0.877 +0.006	149.0
14	39 Louis COCHET	FRA	KCL Motorsport	TATUUS T-421	1:33.034	21 28	+0.909 +0.032	149.0
15	11 Rahim ALIBHAI	USA	Monlau Motorsport	TATUUS T-421	1:33.063	22 26	+0.938 +0.029	148.9
16	88 Miki BLASCOS	ESP	Monlau Motorsport	TATUUS T-421	1:33.081	24 28	+0.956 +0.018	148.9
17	78 Maria NETO	PRT	TC Racing	TATUUS T-421	1:33.133	20 24	+1.008 +0.052	148.8
18	32 Simon BULBARELLA	ARG	Drivex	TATUUS T-421	1:33.189	18 22	+1.064 +0.056	148.7
19	13 Aleix PIÑERA	ESP	Tecnicar by Amtog	TATUUS T-421	1:33.243	28 28	+1.118 +0.054	148.6
20	80 Sebastian FRIGOLET	MEX	DXR	TATUUS T-421	1:33.338	21 24	+1.213 +0.095	148.5
21	28 Max RADECK	PRT	DXR	TATUUS T-421	1:33.511	20 24	+1.386 +0.173	148.2
22	70 Dante CIMA	NLD	GRS	TATUUS T-421				

Published at:11:00.....

Track Status: **DRY**

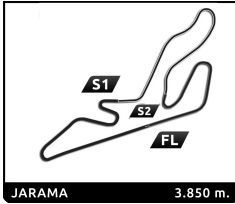
Race Director: Luis GONZÁLEZ 	Timekeeper: Alberto ESTÉBANEZ 
---	--



E4 SWC - R2 JARAMA Official Previous Test

Best Top Speed

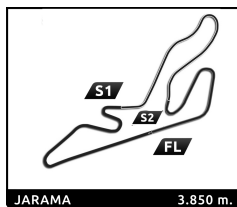
No Driver	Team	Class	Top 1		Top 2		Top 3		Top 4		Top 5		Avg
			Kph	Lap	Kph	Lap	Kph	Lap	Kph	Lap	Kph	Lap	
10 Luna FLUXA	Campos Racing	R	236.8	8	234.8	26	234.3	24	233.3	27	233.3	7	234,5
37 Ty FISHER	Griffin Core	R	234.3	9	233.3	25	232.8	24	232.3	10	231.8	23	232,9
38 Daniel KELLEHER	Campos Racing	R	234.3	23	232.8	14	231.8	24	231.8	9	231.3	8	232,4
1 Reno FRANCO	KCL Motorsport		232.8	8	231.8	6	230.8	21	230.3	20	229.8	24	231,1
21 Borys LYZEN	KCL Motorsport	R	232.8	26	232.3	25	231.3	24	231.3	21	231.3	19	231,8
39 Louis COCHET	KCL Motorsport	R	232.8	9	232.8	23	232.3	27	232.3	22	231.8	26	232,4
40 Kasper SCHORMANS	MP Motorsport	R	232.8	22	232.3	21	231.8	24	231.8	23	231.3	20	232,0
77 Andrej PETROVIC	T-Code		232.8	26	231.8	7	230.8	8	230.3	24	230.3	9	231,2
23 Rocco CORONEL	MP Motorsport	R	232.3	25	232.3	24	231.8	23	231.3	11	231.3	10	231,8
7 Felipe REIJS	MP Motorsport	R	231.8	22	231.3	26	230.8	27	229.8	25	229.8	13	230,7
18 Zoe FLORESCU	Tecnicar by Amtog	R	231.8	24	230.3	9	229.8	23	229.3	8	229.3	10	230,1
22 Vivek KANTHAN	Griffin Core		231.8	16	231.8	23	230.8	25	230.8	22	230.3	26	231,1
32 Simon BULBARELLA	Drivex	R	231.8	17	230.8	20	230.8	15	230.3	19	230.3	16	230,8
44 Elliot KACZYNSKI	DXR	R	231.8	17	231.3	21	230.8	20	229.8	18	229.8	16	230,7
46 Nathan TYE	Drivex		231.8	23	231.3	7	230.8	10	230.8	9	230.8	19	231,1
9 Jean Paul KARRAS	G4 Racing		231.3	29	230.3	25	230.3	8	230.3	7	229.8	6	230,4
12 Philippe Armand KARRAS	G4 Racing		231.3	24	230.8	29	230.8	26	229.8	27	229.8	25	230,5
8 Jacob MICALLEF	Campos Racing	R	230.8	7	230.8	22	228.8	23	228.8	21	228.8	20	229,6
81 Noah MONTEIRO	Griffin Core		230.8	22	230.8	20	230.8	24	229.8	7	229.3	23	230,3
88 Miki BLASCOS	Monlau Motorsport	R	230.8	23	230.3	21	229.8	24	229.3	22	228.8	25	229,8
11 Rahim ALIBHAI	Monlau Motorsport	R	230.3	22	230.3	24	229.8	23	229.3	19	229.3	18	229,8
15 Jensen BURNETT	Drivex	R	230.3	16	229.3	20	229.3	18	228.8	19	228.8	17	229,3
74 Pablo RICCOBONO	GRS		230.3	7	229.8	26	229.8	23	228.8	24	227.4	8	229,2
78 Maria NETO	TC Racing	R	230.3	21	230.3	22	228.8	20	228.8	19	228.8	17	229,4
13 Aleix PIÑERA	Tecnicar by Amtog	R	229.8	5	229.8	13	229.3	25	228.8	26	228.8	24	229,3
17 Nacho TUÑON	T-Code		229.8	26	228.8	25	228.3	23	227.8	28	227.4	8	228,4
80 Sebastian FRIGOLET	DXR	R	229.8	7	229.3	24	229.3	22	229.3	19	229.3	9	229,4
24 Beau LOWETTE	TC Racing	R	229.3	20	229.3	21	228.8	22	228.8	17	228.8	16	229,0
28 Max RADECK	DXR	R	229.3	21	228.8	20	228.8	9	227.8	10	227.4	22	228,4
73 Fausto ARNAUDO	Monlau Motorsport	R	228.3	23	228.3	19	228.3	17	228.3	24	227.8	20	228,2
94 Jorden MOODLEY	G4 Racing		228.3	20	227.4	15	227.4	14	227.4	7	226.9	12	227,5
70 Dante CIMA	GRS	R											



E4 SWC - R2 JARAMA Official Previous Test

Best Sector Times

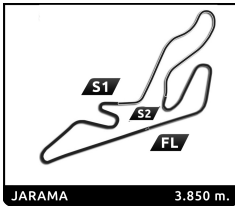
Sector 1			Sector 2			Sector 3			Ideal Lap	Best Lap	
Pos	No	Driver	Time	No	Driver	Time	No	Driver			
1	23	R.CORONEL	35.610	37	T.FISHER	30.388	23	R.CORONEL	25.849	1:31.917	1:32.125 (1)
2	1	R.FRANCOT	35.756	38	D.KELLEHER	30.406	1	R.FRANCOT	25.873	1:32.150	1:32.312 (3)
3	21	B.LYZEN	35.758	21	B.LYZEN	30.445	24	B.LOWETTE	25.912	1:32.177	1:32.291 (2)
4	81	N.MONTEIRO	35.782	23	R.CORONEL	30.458	81	N.MONTEIRO	25.921	1:32.187	1:32.349 (5)
5	22	V.KANTHAN	35.792	81	N.MONTEIRO	30.484	22	V.KANTHAN	25.928	1:32.191	1:32.320 (4)
6	38	D.KELLEHER	35.801	22	V.KANTHAN	30.511	38	D.KELLEHER	25.943	1:32.231	1:32.465 (9)
7	46	N.TYE	35.907	40	K.SCHORMANS	30.512	46	N.TYE	25.948	1:32.291	1:32.412 (6)
8	37	T.FISHER	35.922	46	N.TYE	30.524	10	L.FLUXA	25.971	1:32.379	1:32.435 (8)
9	24	B.LOWETTE	35.952	24	B.LOWETTE	30.525	37	T.FISHER	25.981	1:32.389	1:32.415 (7)
10	44	E.KACZYNSKI	35.973	77	A.PETROVIC	30.528	21	B.LYZEN	25.988	1:32.533	1:32.636 (10)
11	18	Z.FLORESCU	35.982	1	R.FRANCOT	30.548	40	K.SCHORMANS	26.022	1:32.597	1:32.728 (13)
12	15	J.BURNETT	35.985	10	L.FLUXA	30.557	77	A.PETROVIC	26.023	1:32.634	1:32.697 (12)
13	12	P.KARRAS	36.001	17	N.TUÑON	30.562	17	N.TUÑON	26.039	1:32.661	1:32.748 (14)
14	10	L.FLUXA	36.005	18	Z.FLORESCU	30.630	7	F.REIJS	26.060	1:32.685	1:32.685 (11)
15	9	J.KARRAS	36.022	8	J.MICALLEF	30.634	44	E.KACZYNSKI	26.064	1:32.709	1:32.837 (16)
16	8	J.MICALLEF	36.033	7	F.REIJS	30.635	18	Z.FLORESCU	26.073	1:32.755	1:32.942 (19)
17	39	L.COCHET	36.039	11	R.ALIBHAI	30.653	15	J.BURNETT	26.082	1:32.782	1:32.782 (15)
18	17	N.TUÑON	36.060	12	P.KARRAS	30.669	8	J.MICALLEF	26.088	1:32.807	1:32.887 (17)
19	40	K.SCHORMANS	36.063	44	E.KACZYNSKI	30.672	11	R.ALIBHAI	26.091	1:32.827	1:33.034 (22)
20	73	F.ARNAUDO	36.076	88	M.BLASCOS	30.683	39	L.COCHET	26.101	1:32.846	1:33.063 (23)
21	77	A.PETROVIC	36.083	39	L.COCHET	30.687	9	J.KARRAS	26.102	1:32.850	1:32.996 (20)
22	11	R.ALIBHAI	36.102	32	S.BULBARELLA	30.693	88	M.BLASCOS	26.124	1:32.864	1:32.920 (18)
23	88	M.BLASCOS	36.129	73	F.ARNAUDO	30.696	12	P.KARRAS	26.137	1:32.916	1:33.002 (21)
24	7	F.REIJS	36.155	15	J.BURNETT	30.715	73	F.ARNAUDO	26.144	1:32.936	1:33.081 (24)
25	32	S.BULBARELLA	36.162	9	J.KARRAS	30.740	78	M.NETO	26.146	1:33.038	1:33.189 (26)
26	78	M.NETO	36.191	78	M.NETO	30.746	80	S.FRIGOLET	26.165	1:33.083	1:33.133 (25)
27	13	A.PIÑERA	36.215	13	A.PIÑERA	30.769	32	S.BULBARELLA	26.183	1:33.218	1:33.243 (27)
28	80	S.FRIGOLET	36.227	74	P.RICCOBONO	30.905	28	M.RADECK	26.223	1:33.316	1:33.338 (28)
29	28	M.RADECK	36.233	80	S.FRIGOLET	30.924	13	A.PIÑERA	26.234	1:33.475	1:33.511 (29)
30	74	P.RICCOBONO	36.334	28	M.RADECK	31.019	74	P.RICCOBONO	26.268	1:33.507	1:33.772 (30)
31	94	J.MOODLEY	36.925	94	J.MOODLEY	31.151	94	J.MOODLEY	26.647	1:34.723	1:34.897 (31)



E4 SWC - R2 JARAMA Official Previous Test






Fastest Lap Sequence

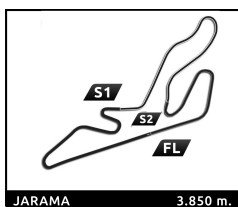
Elapsed	No Driver	Team	Car	Class	Time	Kph	Lap
4:19.121	17 Nacho TUÑON	T-Code	TATUUS T-421		1:39.722	139.0	2
4:19.677	77 Andrej PETROVIC	T-Code	TATUUS T-421		1:39.707	139.0	2
5:54.689	17 Nacho TUÑON	T-Code	TATUUS T-421		1:35.568	145.0	3
7:28.723	17 Nacho TUÑON	T-Code	TATUUS T-421		1:34.034	147.4	4
8:15.345	40 Kasper SCHORMANS	MP Motorsport	TATUUS T-421	R	1:33.664	148.0	4
9:02.382	17 Nacho TUÑON	T-Code	TATUUS T-421		1:33.659	148.0	5
10:35.864	17 Nacho TUÑON	T-Code	TATUUS T-421		1:33.482	148.3	6
11:41.845	22 Vivek KANTHAN	Griffin Core	TATUUS T-421		1:33.373	148.4	5
11:43.875	38 Daniel KELLEHER	Campos Racing	TATUUS T-421	R	1:33.337	148.5	5
11:47.612	21 Borys LYZEN	KCL Motorsport	TATUUS T-421	R	1:33.274	148.6	6
13:15.072	22 Vivek KANTHAN	Griffin Core	TATUUS T-421		1:33.227	148.7	6
13:16.973	38 Daniel KELLEHER	Campos Racing	TATUUS T-421	R	1:33.098	148.9	6
14:49.707	38 Daniel KELLEHER	Campos Racing	TATUUS T-421	R	1:32.734	149.5	7
16:22.282	38 Daniel KELLEHER	Campos Racing	TATUUS T-421	R	1:32.575	149.7	8
32:41.003	22 Vivek KANTHAN	Griffin Core	TATUUS T-421		1:32.564	149.7	16
34:04.988	38 Daniel KELLEHER	Campos Racing	TATUUS T-421	R	1:32.559	149.7	16
36:46.496	37 Ty FISHER	Griffin Core	TATUUS T-421	R	1:32.412	150.0	18
44:57.555	21 Borys LYZEN	KCL Motorsport	TATUUS T-421	R	1:32.320	150.1	20
45:58.755	1 Reno FRANCO	KCL Motorsport	TATUUS T-421		1:32.291	150.2	20
48:00.745	23 Rocco CORONEL	MP Motorsport	TATUUS T-421	R	1:32.287	150.2	21
49:32.870	23 Rocco CORONEL	MP Motorsport	TATUUS T-421	R	1:32.125	150.4	22



E4 SWC - R2 JARAMA Official Previous Test

Flag Analysis

Flag	Time
	GREEN FLAG 10:00:00.000
	YELLOW FLAG AT SECTOR 1 10:53:59.926
	RED FLAG 10:54:13.818
	GREEN FLAG 10:57:00.666
	CHEQUERED FLAG 11:00:00.000

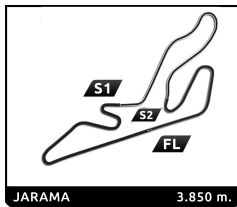


E4 SWC - R2 JARAMA Official Previous Test

Sector Analysis

— Invalidated Lap ■ Personal Best ■ Session Best B Crossing the pit lane

Lap	Time	Sector 1	Sector 2	Sector 3	T.Sp	Elapsed	Lap	Time	Sector 1	Sector 2	Sector 3	T.Sp	Elapsed	
1	Reno FRANCO	NLD						26	1:33.106	36.155	30.778	26.173	231.3	53:18.248
	KCL Motorsport	TATUUS T-421						27	1:50.751 B	36.398	32.303	42.050	230.8	55:08.999
1	3:01.380	1:55.240	36.600	29.540	98.2	3:01.380	28	4:04.098	3:05.703	31.526	26.869	114.3	59:13.097	
2	1:41.088	40.763	33.134	27.191	191.5	4:42.468	29	1:33.767	36.552	30.848	26.367	228.8	1:00:46.864	
3	1:36.182	37.754	31.895	26.533	225.5	6:18.650								
4	1:34.325	36.824	31.175	26.326	226.9	7:52.975								
5	1:33.880	36.711	30.988	26.181	227.4	9:26.855								
6	1:33.914	36.636	31.216	26.062	231.8	11:00.769								
7	1:34.080	37.131	30.838	26.111	225.0	12:34.849								
8	1:33.271	36.419	30.848	26.004	232.8	14:08.120								
9	1:33.376	36.088	30.712	26.576	229.3	15:41.496								
10	1:33.048	36.091	30.853	26.104	229.3	17:14.544								
11	1:33.160	36.083	30.884	26.193	227.8	18:47.704								
12	1:32.988	36.135	30.690	26.163	228.8	20:20.692								
13	1:33.010	36.008	30.771	26.231	229.3	21:53.702								
14	1:40.515 B	36.078	30.877	33.560	228.3	23:34.217								
15	14:24.196	...	36.342	27.611	97.3	37:58.413								
16	1:43.084	38.147	35.592	29.345	222.7	39:41.497								
17	1:39.315	39.533	33.079	26.703	187.5	41:20.812								
18	1:33.043	36.218	30.723	26.102	227.8	42:53.855								
19	1:32.609	35.905	30.770	25.934	228.3	44:26.464								
20	1:32.291	35.865	30.553	25.873	230.3	45:58.755								
21	1:32.356	35.756	30.548	26.052	230.8	47:31.111								
22	1:32.772	36.170	30.600	26.002	228.3	49:03.883								
23	1:32.540	35.995	30.619	25.926	229.3	50:36.423								
24	1:38.895	39.312	32.734	26.849	229.8	52:15.318								
25	1:32.592	35.940	30.637	26.015	229.3	53:47.910								
26	1:48.809 B	35.969	36.378	36.462	229.3	55:36.719								
7	Felipe REIJS	NLD												
	MP Motorsport	TATUUS T-421												
1	2:09.871	1:01.124	37.580	31.167	93.7	2:09.871								
2	1:56.778 B	42.420	34.626	39.732	170.3	4:06.649								
3	2:32.404 B	1:20.087	35.001	37.316	104.9	6:39.053								
4	2:44.806	1:45.581	32.248	26.977	105.2	9:23.859								
5	1:35.622	37.346	31.418	26.858	226.4	10:59.481								
6	1:34.852	36.696	31.353	26.803	227.4	12:34.333								
7	1:35.653	36.638	32.562	26.453	228.3	14:09.986								
8	1:34.681	36.576	30.804	27.301	228.3	15:44.667								
9	1:33.675	36.417	30.992	26.266	227.4	17:18.342								
10	1:33.467	36.422	30.843	26.202	228.8	18:51.809								
11	1:33.454	36.496	30.762	26.196	229.3	20:25.263								
12	1:33.579	36.412	30.842	26.325	229.3	21:58.842								
13	1:33.644	36.439	30.855	26.350	229.8	23:32.486								
14	1:33.845	36.533	30.919	26.393	227.8	25:06.331								
15	1:42.977 B	36.558	30.939	35.480	227.8	26:49.308								
16	10:48.484	9:46.406	34.429	27.649	111.0	37:37.792								
17	1:35.933	37.785	31.524	26.624	201.5	39:13.725								
18	1:34.317	36.897	31.019	26.401	225.9	40:48.042								
19	1:33.398	36.277	30.844	26.277	227.4	42:21.440								
20	1:33.088	36.260	30.768	26.060	228.3	43:54.528								
21	1:32.996	36.182	30.710	26.104	229.3	45:27.524								
22	1:36.398	36.289	31.473	28.636	231.8	47:03.922								
23	1:32.996	36.222	30.635	26.139	229.3	48:36.918								
24	1:33.594	36.189	30.738	26.667	229.3	50:10.512								
25	1:34.630	36.223	30.678	27.729	229.8	51:45.142								
8	Jacob MICALLEF	MLT												
	Campos Racing	TATUUS T-421												
1	2:43.902 B	1:21.294	37.012	45.596	101.4	2:43.902								
2	4:39.143	3:39.471	32.437	27.235	112.7	7:23.045								
3	1:35.270	37.482	31.203	26.585	221.8	8:58.315								
4	1:34.546	37.063	31.028	26.455	227.4	10:32.861								
5	1:33.840	36.598	30.842	26.400	227.4	12:06.701								
6	1:33.968	36.664	30.861	26.443	226.9	13:40.669								
7	1:33.934	36.405	30.828	26.701	230.8	15:14.603								
8	1:39.528 B	36.361	30.944	32.223	228.3	16:54.131								
9	7:11.385	6:10.949	32.461	27.975	91.2	24:05.516								
10	1:35.563	37.765	31.209	26.589	201.5	25:41.079								
11	1:34.110	36.808	30.902	26.400	225.0	27:15.189								
12	1:33.525	36.456	30.832	26.237	226.9	28:48.714								
13	1:33.300	36.321	30.720	26.259	228.8	30:22.014								
14	1:33.258	36.341	30.729	26.188	227.8	31:55.272								
15	1:34.203	36.205	31.584	26.414	227.4	33:29.475								
16	1:33.291	36.246	30.794	26.251	227.8	35:02.766								
17	1:39.406 B	36.275	30.819	32.312	228.3	36:42.172								
18	8:58.028	7:58.275	32.581	27.172	97.5	45:40.200								
19	1:34.859	37.662	30.809	26.388	207.7	47:15.059								
20	1:33.301	36.401	30.744	26.156	228.8	48:48.360								
21	1:32.942	36.197	30.657	26.088	228.8	50:21.302								
22	1:32.981	36.119	30.664	26.198	230.8	51:54.283								
23	1:33.117	36.101	30.634	26.382	228.8	53:27.400								
24	1:45.258 B	36.033	32.797	36.428	227.8	55:12.658								
9	Jean Paul KARRAS	GRC												
	G4 Racing	TATUUS T-421												
1	2:24.119 B	1:02.296	39.616	42.207	88.8	2:24.119								
2	3:36.643	2:32.192	35.996	28.455	90.5	6:00.762								
3	1:41.096	41.904	32.302	26.890	179.1	7:41.858								
4	1:35.729	37.951	31.158	26.620	226.4	9:17.587								
5	1:34.361	36.792	31.054	26.515	227.8	10:51.948								
6	1:34.674	37.067	30.923	26.684	229.8	12:26.622								
7	1:34.223	36.630	31.026	26.567	230.3	14:00.845								
8	1:33.676	36.447	30.858	26.371	230.3	15:34.521								
9	1:33.801	36.416	30.968	26.417	228.8	17:08.322								
10	1:42.314 B	36.340	30.952	35.022	227.8	18:50.636								
11	4:53.182	3:47.265	35.778	30.139	80.6	23:43.818								
12	1:39.273	38.482	33.685	27.106	212.6	25:23.091								
13	1:34.284	36.882	30.829	26.573	226.9	26:57.375								
14	1:33.352	36.316	30.809	26.227	227.4	28:30.727								
15	1:33.580	36.514	30.898	26.168	227.8	30:04.307								
16	1:32.920	36.076	30.740	26.104	227.8	31:37.227								
17	1:33.584	36.632	30.759	26.193	226.9	33:10.811								
18	1:33.001	36.022	30.790	26.189	227.4	34:43.812								
19	1:40.018 B	36.207	30.792	33.019	229.3	36:23.830								
20	8:15.133	7:09.331	37.911	27.891	66.8	44:38.963								
21	1:38.976	38.408	32.025	28.543	208.1	46:17.939								
22	1:33.863	36.634	30.955	26.274	228.3	47:51.802								
23	1:33.431	36.533	30.796	26.102	228.3	49:25.233								



E4 SWC - R2 JARAMA Official Previous Test

Sector Analysis

— Invalidated Lap ■ Personal Best ■ Session Best B Crossing the pit lane

Lap	Time	Sector 1	Sector 2	Sector 3	T.Sp	Elapsed	Lap	Time	Sector 1	Sector 2	Sector 3	T.Sp	Elapsed
24	1:34.570	36.860	30.897	26.813	229.3	50:59.803	17	1:35.911	37.796	31.666	26.449	212.2	43:41.586
25	1:35.982	37.260	32.555	26.167	230.3	52:35.785	18	1:34.554	36.493	31.004	27.057	229.3	45:16.140
26	1:33.444	36.390	30.870	26.184	229.3	54:09.229	19	1:33.570	36.587	30.756	26.227	229.3	46:49.710
27	2:06.817 B	41.794	40.636	44.387	229.3	56:16.046	20	1:33.170	36.193	30.653	26.324	228.3	48:22.880
28	2:52.144	1:54.375	31.083	26.686	107.8	59:08.190	21	1:33.418	36.262	31.065	26.091	228.8	49:56.298
29	1:33.418	36.355	30.825	26.238	231.3	1:00:41.608	22	1:33.063	36.102	30.794	26.167	230.3	51:29.361

10 Luna FLUXA ESP
Campos Racing TATUUS T-421

1	2:46.609 B	1:22.335	36.847	47.427	105.4	2:46.609
2	5:04.936	4:03.142	34.091	27.703	108.4	7:51.545
3	1:38.714	39.887	32.007	26.820	183.4	9:30.259
4	1:34.160	36.909	30.979	26.272	226.9	11:04.419
5	1:34.527	37.451	30.841	26.235	229.8	12:38.946
6	1:33.281	36.298	30.707	26.276	232.3	14:12.227
7	1:33.698	36.531	30.925	26.242	233.3	15:45.925
8	1:33.229	36.290	30.724	26.215	236.8	17:19.154
9	1:33.218	36.247	30.772	26.199	231.3	18:52.372
10	1:34.363	36.505	31.586	26.272	232.8	20:26.735
11	1:33.178	36.248	30.615	26.315	232.3	21:59.913
12	1:33.526	36.407	30.647	26.472	232.8	23:33.439
13	1:40.403 B	36.414	30.721	33.268	230.3	25:13.842
14	6:21.358	5:20.077	33.457	27.824	102.8	31:35.200
15	1:39.361	40.293	32.430	26.638	185.2	33:14.561
16	1:34.023	36.904	30.874	26.245	227.8	34:48.584
17	1:33.611	36.582	30.751	26.278	227.4	36:22.195
18	1:33.409	36.362	30.710	26.337	226.4	37:55.604
19	1:34.067	36.401	31.306	26.360	226.9	39:29.671
20	1:34.721	37.768	30.690	26.263	202.6	41:04.392
21	1:33.069	36.169	30.743	26.157	229.8	42:37.461
22	1:33.065	36.222	30.778	26.065	232.8	44:10.526
23	1:33.248	36.368	30.760	26.120	231.3	45:43.774
24	1:32.636	36.086	30.579	25.971	234.3	47:16.410
25	1:32.671	36.005	30.557	26.109	230.8	48:49.081
26	1:35.360	36.122	32.695	26.543	234.8	50:24.441
27	1:33.206	36.177	30.875	26.154	233.3	51:57.647
28	1:33.393	36.237	30.862	26.294	230.3	53:31.040
29	1:47.524 B	36.383	33.841	37.300	228.8	55:18.564

11 Rahim ALIBHAI USA
Monlau Motorsport TATUUS T-421

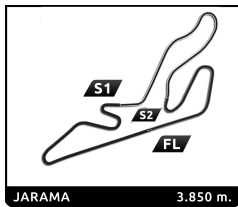
1	2:45.475 B	1:19.606	38.405	47.464	90.6	2:45.475
2	5:01.261	3:56.842	35.853	28.566	106.7	7:46.736
3	1:39.633	40.032	32.484	27.117	193.9	9:26.369
4	1:36.285	38.215	31.365	26.705	227.4	11:02.654
5	1:46.250	42.420	35.523	28.307	188.5	12:48.904
6	1:35.010	37.441	31.091	26.478	228.8	14:23.914
7	1:34.475	36.997	31.061	26.417	228.8	15:58.389
8	1:34.125	36.682	30.900	26.543	229.3	17:32.514
9	1:33.748	36.406	31.005	26.337	228.8	19:06.262
10	1:33.621	36.520	30.860	26.241	228.8	20:39.883
11	1:33.866	36.430	30.891	26.545	228.8	22:13.749
12	1:33.646	36.479	30.848	26.319	228.8	23:47.395
13	1:33.490	36.323	30.838	26.329	228.3	25:20.885
14	1:40.439 B	36.493	30.867	33.079	227.8	27:01.324
15	13:26.878	...	36.308	27.846	104.9	40:28.202
16	1:37.473	38.052	32.503	26.918	209.7	42:05.675

12 Philippe Armand KARRAS GRC
G4 Racing TATUUS T-421

1	2:56.437 B	1:32.722	36.118	47.597	99.7	2:56.437
2	3:27.364	2:23.100	35.364	28.900	102.0	6:23.801
3	1:40.436	40.440	32.505	27.491	190.1	8:04.237
4	1:36.159	37.903	31.575	26.681	216.4	9:40.396
5	1:33.891	36.742	30.853	26.296	227.8	11:14.287
6	1:33.860	36.656	30.767	26.437	226.9	12:48.147
7	1:33.627	36.450	30.866	26.311	226.4	14:21.774
8	1:33.467	36.260	30.875	26.332	226.9	15:55.241
9	1:33.355	36.212	30.903	26.240	227.8	17:28.596
10	1:39.664 B	36.242	30.819	32.603	225.9	19:08.260
11	5:42.985	4:39.680	34.595	28.710	95.5	24:51.245
12	1:40.960	40.775	32.985	27.200	196.0	26:32.205
13	1:36.103	37.949	31.508	26.646	218.6	28:08.308
14	1:34.551	37.123	31.031	26.397	220.4	29:42.859
15	1:33.619	36.447	30.827	26.345	225.0	31:16.478
16	1:33.233	36.184	30.751	26.298	227.4	32:49.711
17	1:33.248	36.070	30.934	26.244	225.9	34:22.959
18	1:32.887	36.001	30.669	26.217	226.9	35:55.846
19	1:32.989	36.069	30.783	26.137	226.4	37:28.835
20	1:38.747 B	36.237	30.674	31.836	226.9	39:07.582
21	6:09.531	5:04.383	35.757	29.391	91.7	45:17.113
22	1:39.313	40.077	32.051	27.185	194.2	46:56.426
23	1:36.989	38.315	32.248	26.426	220.4	48:33.415
24	1:33.473	36.513	30.754	26.206	231.3	50:06.888
25	1:34.118	36.786	30.754	26.578	229.8	51:41.006
26	1:33.204	36.139	30.797	26.268	230.8	53:14.210
27	1:48.023 B	36.205	31.989	39.829	229.8	55:02.233
28	4:05.431	3:06.463	30.953	28.015	113.1	59:07.664
29	1:33.280	36.229	30.756	26.295	230.8	1:00:40.944

13 Aleix PIÑERA ESP
Tecnicar by Amtog TATUUS T-421

1	2:47.797	1:40.233	37.871	29.693	87.3	2:47.797
2	1:39.770	39.656	32.590	27.524	200.7	4:27.567
3	1:36.012	37.481	31.525	27.006	223.6	6:03.579
4	1:36.954	37.910	32.091	26.953	226.4	7:40.533
5	1:34.824	36.989	31.240	26.595	229.8	9:15.357
6	1:34.020	36.365	31.009	26.646	225.5	10:49.377
7	1:34.080	36.677	31.108	26.295	227.4	12:23.457
8	1:34.297	36.668	31.106	26.523	225.9	13:57.754
9	1:34.351	36.582	31.183	26.586	225.5	15:32.105
10	1:46.582 B	36.872	32.227	37.483	224.5	17:18.687
11	8:52.382	7:46.708	36.748	28.926	89.8	26:11.069
12	1:40.941	40.325	33.542	27.074	216.9	27:52.010



E4 SWC - R2 JARAMA Official Previous Test

Sector Analysis

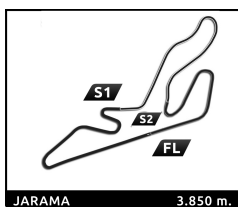
— Invalidated Lap							■ Personal Best							■ Session Best							B Crossing the pit lane						
Lap	Time	Sector 1	Sector 2	Sector 3	T.Sp	Elapsed	Lap	Time	Sector 1	Sector 2	Sector 3	T.Sp	Elapsed	Lap	Time	Sector 1	Sector 2	Sector 3	T.Sp	Elapsed	Lap	Time	Sector 1	Sector 2	Sector 3	T.Sp	Elapsed
13	1:36.383	37.331	32.281	26.771	229.8	29:28.393	15	1:33.439	36.471	30.753	26.215	225.9	32:30.694	17	1:33.121	36.229	30.590	26.302	225.9	35:36.813	19	1:33.966	36.195	30.736	27.035	226.4	38:43.757
14	1:35.480	37.314	31.408	26.758	227.4	31:03.873	16	1:32.998	36.195	30.749	26.054	226.9	34:03.692	18	1:32.978	36.138	30.771	26.069	224.5	37:09.791	20	1:41.011 B	36.233	30.737	34.041	225.0	40:24.768
15	1:34.063	36.554	31.106	26.403	225.5	32:37.936	17	1:33.121	36.229	30.590	26.302	225.9	35:36.813	19	1:33.966	36.195	30.736	27.035	226.4	38:43.757	21	7:18.497	6:04.204	45.105	29.188	83.0	47:43.265
16	1:34.104	36.413	31.221	26.470	225.9	34:12.040	18	1:32.978	36.138	30.771	26.069	224.5	37:09.791	20	1:41.011 B	36.233	30.737	34.041	225.0	40:24.768	22	1:38.821	39.416	32.671	26.734	202.2	49:22.086
17	1:33.981	36.469	30.979	26.533	225.5	35:46.021	19	1:33.966	36.195	30.736	27.035	226.4	38:43.757	21	7:18.497	6:04.204	45.105	29.188	83.0	47:43.265	23	1:36.052	37.414	32.160	26.478	228.3	50:58.138
18	1:34.819	37.141	31.094	26.584	227.4	37:20.840	20	1:41.011 B	36.233	30.737	34.041	225.0	40:24.768	22	1:38.821	39.416	32.671	26.734	202.2	49:22.086	24	1:33.048	36.258	30.595	26.195	225.9	52:31.186
19	1:33.714	36.412	31.008	26.294	227.4	38:54.554	21	7:18.497	6:04.204	45.105	29.188	83.0	47:43.265	23	1:36.052	37.414	32.160	26.478	228.3	50:58.138	25	1:32.748	36.060	30.562	26.126	228.8	54:03.934
20	1:45.240 B	36.497	33.882	34.861	228.3	40:39.794	22	1:38.821	39.416	32.671	26.734	202.2	49:22.086	24	1:33.048	36.258	30.595	26.195	225.9	52:31.186	26	2:05.091 B	40.660	42.665	41.766	229.8	56:09.025
21	7:09.058	6:03.610	36.669	28.779	86.3	47:48.852	23	1:36.052	37.414	32.160	26.478	228.3	50:58.138	25	1:32.748	36.060	30.562	26.126	228.8	54:03.934	27	2:44.119	1:46.459	31.094	26.566	106.7	58:53.144
22	1:40.393	40.071	32.246	28.076	220.4	49:29.245	24	1:33.048	36.258	30.595	26.195	225.9	52:31.186	26	2:05.091 B	40.660	42.665	41.766	229.8	56:09.025	28	1:32.773	36.122	30.612	26.039	227.8	1:00:25.917
23	1:34.553	36.762	31.506	26.285	226.9	51:03.798	25	1:32.748	36.060	30.562	26.126	228.8	54:03.934	27	2:44.119	1:46.459	31.094	26.566	106.7	58:53.144							
24	1:35.148	37.813	30.969	26.366	228.8	52:38.946	26	2:05.091 B	40.660	42.665	41.766	229.8	56:09.025	28	1:32.773	36.122	30.612	26.039	227.8	1:00:25.917							
25	1:33.970	36.627	30.769	26.574	229.3	54:12.916	27	2:44.119	1:46.459	31.094	26.566	106.7	58:53.144														
26	2:07.751 B	40.038	40.915	46.798	228.8	56:20.667	28	1:32.773	36.122	30.612	26.039	227.8	1:00:25.917														
27	2:43.075	1:44.837	31.134	27.104	108.3	59:03.742																					
28	1:33.243	36.215	30.794	26.234	228.3	1:00:36.985																					

15	Jensen BURNETT	CAN				
Drivex		TATUUS T-421				
1	2:49.762 B	1:27.383	36.842	45.537	102.6	2:49.762
2	5:20.059 B	4:10.474	33.615	35.970	102.8	8:09.821
3	2:18.714	1:20.524	31.635	26.555	105.3	10:28.535
4	1:34.023	36.589	31.168	26.266	225.9	12:02.558
5	1:33.666	36.348	30.974	26.344	226.4	13:36.224
6	1:33.576	36.240	31.106	26.230	227.4	15:09.800
7	1:33.901	36.542	31.098	26.261	228.3	16:43.701
8	1:33.540	36.246	30.884	26.410	227.4	18:17.241
9	1:33.496	36.315	30.946	26.235	227.4	19:50.737
10	1:33.798	36.279	31.206	26.313	226.9	21:24.535
11	1:43.293 B	36.622	31.859	34.812	227.4	23:07.828
12	16:19.801	...	33.697	27.779	98.5	39:27.629
13	1:42.434	41.680	33.272	27.482	176.5	41:10.063
14	1:34.098	36.577	30.874	26.647	228.8	42:44.161
15	1:33.100	36.273	30.743	26.084	228.3	44:17.261
16	1:34.114	37.101	30.859	26.154	230.3	45:51.375
17	1:32.782	35.985	30.715	26.082	228.8	47:24.157
18	1:33.250	36.008	31.005	26.237	229.3	48:57.407
19	1:32.994	36.029	30.838	26.127	228.8	50:30.401
20	1:32.975	35.992	30.839	26.144	229.3	52:03.376
21	1:39.553 B	36.117	30.801	32.635	227.8	53:42.929

17	Nacho TUÑON	ESP				
T-Code		TATUUS T-421				
1	2:39.399	1:35.214	34.790	29.395	87.0	2:39.399
2	1:39.722	40.125	32.723	26.874	188.8	4:19.121
3	1:35.568	37.368	31.727	26.473	224.1	5:54.689
4	1:34.034	36.739	30.978	26.317	226.4	7:28.723
5	1:33.659	36.622	30.798	26.239	225.9	9:02.382
6	1:33.482	36.368	30.883	26.231	225.9	10:35.864
7	1:33.563	36.239	31.042	26.282	226.9	12:09.427
8	1:33.214	36.122	30.837	26.255	227.4	13:42.641
9	1:33.810	36.333	30.889	26.588	225.5	15:16.451
10	1:39.986 B	36.352	30.960	32.674	225.5	16:56.437
11	9:13.049	8:06.695	37.194	29.160	90.8	26:09.486
12	1:39.856	40.009	33.027	26.820	198.5	27:49.342
13	1:34.257	36.855	31.085	26.317	223.6	29:23.599
14	1:33.656	36.519	30.811	26.326	226.4	30:57.255

18	Zoe FLORESCU	ROU				
Tecnicar by Amtog		TATUUS T-421				
1	2:45.969	1:37.832	38.055	30.082	100.7	2:45.969
2	1:44.973	42.821	34.684	27.468	168.7	4:30.942
3	1:36.467	37.787	31.919	26.761	221.8	6:07.409
4	1:35.533	36.873	32.224	26.436	226.4	7:42.942
5	1:36.375	37.221	32.690	26.464	227.4	9:19.317
6	1:34.413	36.964	31.111	26.338	213.0	10:53.730
7	1:33.520	36.241	30.980	26.299	227.4	12:27.250
8	1:35.371	36.949	31.603	26.819	229.3	14:02.621
9	1:33.650	36.284	30.983	26.383	230.3	15:36.271
10	1:44.197 B	36.765	32.647	34.785	229.3	17:20.468
11	8:49.797	7:43.747	37.059	28.991	90.5	26:10.265
12	1:39.647	39.924	32.764	26.959	204.2	27:49.912
13	1:36.472	38.639	31.252	26.581	226.4	29:26.384
14	1:34.441	37.013	31.045	26.383	228.3	31:00.825
15	1:33.689	36.422	30.978	26.289	229.3	32:34.514
16	1:33.628	36.251	30.957	26.420	226.4	34:08.142
17	1:33.697	36.362	30.938	26.397	228.3	35:41.839
18	1:33.665	36.394	30.926	26.345	228.8	37:15.504
19	1:33.780	36.268	31.099	26.413	226.4	38:49.284
20	1:43.116 B	37.397	32.436	33.283	229.3	40:32.400
21	7:12.534	6:00.246	43.222	29.066	79.9	47:44.934
22	1:38.777	39.523	32.149	27.105	196.4	49:23.711
23	1:35.768	37.874	31.200	26.694	229.8	50:59.479
24	1:33.544	36.467	30.810	26.267	231.8	52:33.023
25	1:32.685	35.982	30.630	26.073	227.8	54:05.708
26	2:07.474 B	40.175	43.416	43.883	228.8	56:13.182
27	2:41.396	1:44.244	30.923	26.229	111.2	58:54.578
28	1:33.058	36.116	30.775	26.167	229.3	1:00:27.636

21	Borys LYZEN	POL				
KCL Motorsport		TATUUS T-421				
1	2:17.582 B	1:02.677	36.446	38.459	98.9	2:17.582
2	2:30.731 B	1:20.167	33.052	37.512	105.4	4:48.313
3	2:18.208	1:19.562	31.758	26.888	105.2	7:06.521
4	1:34.120	36.845	30.919	26.356	226.9	8:40.641
5	1:33.697	36.589	30.979	26.129	229.8	10:14.338
6	1:33.274	36.170	30.569	26.535	228.3	11:47.612
7	1:33.449	36.349	30.708	26.392	228.8	13:21.061
8	1:33.999	36.399	31.309	26.291	230.3	14:55.060
9	1:55.816 B	40.906	38.901	36.009	216.0	16:50.876



E4 SWC - R2 JARAMA Official Previous Test

Sector Analysis

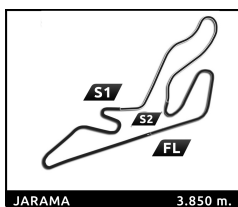
_ Invalidated Lap							■ Personal Best							■ Session Best							B Crossing the pit lane						
Lap	Time	Sector 1	Sector 2	Sector 3	T.Sp	Elapsed	Lap	Time	Sector 1	Sector 2	Sector 3	T.Sp	Elapsed	Lap	Time	Sector 1	Sector 2	Sector 3	T.Sp	Elapsed	Lap	Time	Sector 1	Sector 2	Sector 3	T.Sp	Elapsed
10	6:17.962	5:20.216	31.252	26.494	100.0	23:08.838	8	1:33.090	36.293	30.583	26.214	230.3	16:37.167	10	1:32.784	36.035	30.702	26.047	231.3	19:43.106	18	12:43.914	...	32.222	26.822	105.2	43:22.607
11	1:33.719	36.383	30.971	26.365	227.4	24:42.557	9	1:33.155	36.154	30.835	26.166	229.3	18:10.322	19	1:33.366	36.628	30.698	26.040	227.8	44:55.973	19	1:33.366	36.628	30.698	26.040	227.8	44:55.973
12	1:33.537	36.196	30.961	26.380	227.4	26:16.094	10	1:32.784	36.035	30.702	26.047	231.3	19:43.106	20	1:32.485	35.995	30.517	25.973	230.8	46:28.458	20	1:32.485	35.995	30.517	25.973	230.8	46:28.458
13	1:34.469	36.483	31.388	26.598	227.8	27:50.563	11	1:32.959	36.190	30.645	26.124	231.3	21:16.065	21	1:32.287	35.795	30.579	25.913	229.3	48:00.745	21	1:32.287	35.795	30.579	25.913	229.3	48:00.745
14	1:44.533B	38.883	33.314	32.336	213.0	29:35.096	12	1:32.908	36.110	30.633	26.165	229.8	22:48.973	22	1:32.125	35.818	30.458	25.849	230.8	49:32.870	22	1:32.125	35.818	30.458	25.849	230.8	49:32.870
15	7:31.677	6:27.948	34.248	29.481	94.5	37:06.773	13	1:32.873	36.054	30.684	26.135	229.8	24:21.846	23	1:32.182	35.747	30.553	25.882	231.8	51:05.052	23	1:32.182	35.747	30.553	25.882	231.8	51:05.052
16	1:38.522	38.228	32.406	27.888	210.9	38:45.295	14	1:32.921	36.074	30.742	26.105	230.8	25:54.767	24	1:32.167	35.610	30.484	26.073	232.3	52:37.219	24	1:32.167	35.610	30.484	26.073	232.3	52:37.219
17	1:34.381	36.414	30.705	27.262	229.3	40:19.676	15	1:32.822	36.047	30.703	26.072	229.3	27:27.589	25	2:03.167B	43.919	45.204	34.044	232.3	54:40.386	25	2:03.167B	43.919	45.204	34.044	232.3	54:40.386
18	1:32.555	35.984	30.536	26.035	228.3	41:52.231	16	1:32.861	36.055	30.724	26.082	230.3	29:00.450	26	1:36.896	36.202	34.445	26.249	232.8	56:22.832	26	1:36.896	36.202	34.445	26.249	232.8	56:22.832
19	1:33.004	36.359	30.525	26.120	231.3	43:25.235	17	1:38.243B	36.006	30.623	31.614	229.8	30:38.693	27	2:04.791B	39.293	37.543	47.955	201.9	56:22.832	27	2:04.791B	39.293	37.543	47.955	201.9	56:22.832
20	1:32.320	35.758	30.445	26.117	230.8	44:57.555	18	12:43.914	...	32.222	26.822	105.2	43:22.607	28	1:33.777	38.021	31.400	26.356	197.8	15:04.077	28	1:33.777	38.021	31.400	26.356	197.8	15:04.077
21	1:32.613	35.836	30.789	25.988	231.3	46:30.168	19	1:33.366	36.628	30.698	26.040	227.8	44:55.973	29	1:35.071	37.029	31.556	26.486	226.4	15:49.997	29	1:35.071	37.029	31.556	26.486	226.4	15:49.997
22	1:32.670	35.906	30.538	26.226	229.8	48:02.838	20	1:32.485	35.995	30.517	25.973	230.8	46:28.458	30	1:36.515	37.827	31.955	26.733	202.6	14:14.926	30	1:36.515	37.827	31.955	26.733	202.6	14:14.926
23	1:32.630	35.908	30.695	26.027	230.8	49:35.468	21	1:32.287	35.795	30.579	25.913	229.3	48:00.745	31	1:35.071	37.029	31.556	26.486	226.4	15:49.997	31	1:35.071	37.029	31.556	26.486	226.4	15:49.997
24	1:32.754	35.943	30.647	26.164	231.3	51:08.222	22	1:32.125	35.818	30.458	25.849	230.8	49:32.870	32	1:34.434	36.578	31.450	26.406	226.9	17:24.431	32	1:34.434	36.578	31.450	26.406	226.9	17:24.431
25	1:32.923	36.150	30.654	26.119	232.3	52:41.145	23	1:32.182	35.747	30.553	25.882	231.8	51:05.052	33	1:33.975	36.411	31.204	26.360	224.5	18:58.406	33	1:33.975	36.411	31.204	26.360	224.5	18:58.406
26	1:36.896	36.202	34.445	26.249	232.8	54:18.041	24	1:32.167	35.610	30.484	26.073	232.3	52:37.219	34	1:33.841	36.311	31.197	26.333	228.8	20:32.247	34	1:33.841	36.311	31.197	26.333	228.8	20:32.247
27	2:04.791B	39.293	37.543	47.955	201.9	56:22.832	25	2:03.167B	43.919	45.204	34.044	232.3	54:40.386	35	1:34.547	36.853	31.297	26.397	227.8	22:06.794	35	1:34.547	36.853	31.297	26.397	227.8	22:06.794

22	Vivek KANTHAN	USA				
	Griffin Core	TATUUS T-421				
1	2:22.435B	1:04.504	37.349	40.582	99.8	2:22.435
2	4:35.379	3:35.879	32.418	27.082	96.3	6:57.814
3	1:36.571	37.892	32.264	26.415	194.9	8:34.385
4	1:34.087	36.583	30.964	26.540	226.4	10:08.472
5	1:33.373	36.285	31.043	26.045	229.8	11:41.845
6	1:33.227	36.276	30.793	26.158	229.8	13:15.072
7	1:33.192	36.160	30.781	26.251	228.3	14:48.264
8	1:33.061	36.016	30.784	26.261	230.3	16:21.325
9	1:38.418B	36.214	31.144	31.060	229.8	17:59.743
10	5:19.595	4:19.289	33.285	27.021	110.5	23:19.338
11	1:36.844	38.349	32.038	26.457	184.6	24:56.182
12	1:33.257	36.318	30.748	26.191	228.3	26:29.439
13	1:33.437	36.634	30.752	26.051	229.3	28:02.876
14	1:32.933	36.048	30.796	26.089	228.8	29:35.809
15	1:32.630	35.970	30.552	26.108	229.8	31:08.439
16	1:32.564	35.847	30.637	26.080	231.8	32:41.003
17	1:39.175	36.328	35.954	26.893	229.3	34:20.178
18	1:37.266B	36.034	30.696	30.536	228.8	35:57.444
19	7:51.324	6:49.986	33.336	28.002	100.6	43:48.768
20	1:37.979	38.747	32.747	26.485	186.9	45:26.747
21	1:32.789	36.183	30.592	26.014	227.8	46:59.536
22	1:32.672	35.910	30.834	25.928	230.8	48:32.208
23	1:32.465	35.792	30.577	26.096	231.8	50:04.673
24	1:33.716	36.123	31.346	26.247	213.4	51:38.389
25	1:32.507	35.981	30.511	26.015	230.8	53:10.896
26	1:43.497B	35.964	30.954	36.579	230.3	54:54.393

23	Rocco CORONEL	NLD				
	MP Motorsport	TATUUS T-421				
1	1:50.306	49.159	33.688	27.459	113.0	1:50.306
2	1:48.825B	38.686	32.300	37.839	208.9	3:39.131
3	2:13.756	1:16.020	31.209	26.527	105.4	5:52.887
4	1:39.338B	36.997	30.812	31.529	223.6	7:32.225
5	2:14.604B	1:10.336	32.489	31.779	109.4	9:46.829
6	3:41.471	2:37.456	36.829	27.186	113.4	13:28.300
7	1:35.777	38.021	31.400	26.356	197.8	15:04.077

24	Beau LOWETTE	BEL				
	TC Racing	TATUUS T-421				
1	2:42.213B	1:20.805	36.438	44.970	94.3	2:42.213
2	5:42.179	4:41.130	33.488	27.561	102.8	8:24.392
3	1:36.377	38.147	31.455	26.775	222.2	10:00.769
4	1:34.392	36.892	31.055	26.445	226.4	11:35.161
5	1:34.898	36.686	30.899	27.313	226.4	13:10.059
6	1:33.752	36.528	30.891	26.333	225.9	14:43.811
7	1:33.526	36.272	30.989	26.265	228.8	16:17.337
8	1:33.616	36.361	30.924	26.331	227.4	17:50.953
9	1:33.558	36.297	31.051	26.210	226.4	19:24.511
10	1:33.356	36.187	30.836	26.333	225.9	20:57.867
11	1:33.344	36.157	30.897	26.290	226.9	22:31.211
12	1:33.467	36.233	30.839	26.395	228.3	24:04.678
13	1:39.851B	36.213	30.840	32.798	227.4	25:44.529
14	16:05.770	...	35.412	27.367	96.6	41:50.299
15	1:36.221	38.579	31.091	26.551	224.5	43:26.520
16	1:33.221	36.553	30.552	26.116	228.8	44:59.741
17	1:32.732	36.154	30.609	25.969	228.8	46:32.473
18	1:32.544	35.952	30.525	26.067	228.3	48:05.017
19	1:32.415	35.961	30.542	25.912	228.3	49:37.432
20	1:32.865	36.044	30.711	26.110	229.3	51:10.297
21	1:32.944	35.952	30.823	26.169	229.3	52:43.241
22	1:46.199B	37.093	34.896	34.210	228.8	54:29.440

28	Max RADECK	PRT				
	DXR	TATUUS T-421				
1	3:10.056B	1:48.098	41.153	40.805	94.3	3:10.056
2	5:22.203B	4:11.200	35.655	35.348	107.0	8:32.259
3	2:26.907	1:26.190	33.302	27.415	101.2	10:59.166
4	1:39.245	39.942	32.377	26.926	184.6	12:38.411
5	1:36.515	37.827	31.955	26.733	202.6	14:14.926
6	1:35.071	37.029	31.556	26.486	226.4	15:49.997
7	1:34.434	36.578	31.450	26.406	226.9	17:24.431
8	1:33.975	36.411	31.204	26.360	224.5	18:58.406
9	1:33.841	36.311	31.197	26.333	228.8	20:32.247
10	1:34.547	36.853	31.297	26.397	227.8	22:06.794
11	1:34.388	36.604	31.405	26.379	224.5	23:41.182



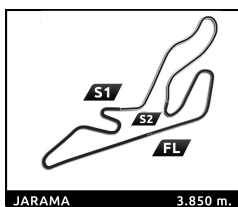
E4 SWC - R2 JARAMA Official Previous Test

Sector Analysis

— Invalidated Lap							■ Personal Best							■ Session Best							■ Crossing the pit lane						
Lap	Time	Sector 1	Sector 2	Sector 3	T.Sp	Elapsed	Lap	Time	Sector 1	Sector 2	Sector 3	T.Sp	Elapsed	Lap	Time	Sector 1	Sector 2	Sector 3	T.Sp	Elapsed	Lap	Time	Sector 1	Sector 2	Sector 3	T.Sp	Elapsed
12	1:33.994	36.395	31.287	26.312	226.4	25:15.176	17	1:32.723	36.213	30.462	26.048	230.3	35:14.084	32	1:42.162	41.066	34.073	27.023	189.5	41:10.750	38	1:32.412	35.922	30.388	26.102	231.3	36:46.496
13	1:41.588B	36.495	31.444	33.649	224.5	26:56.764	18	1:32.412	35.922	30.388	26.102	231.3	36:46.496	33	1:36.678	38.582	31.452	26.644	210.1	8:43.559	39	1:32.412	35.922	30.388	26.102	231.3	36:46.496
14	12:36.050	...	36.267	27.864	107.2	39:32.814	19	1:38.583B	36.124	30.592	31.867	230.3	38:25.079	34	1:34.831	37.173	31.170	26.488	229.3	10:18.390	40	1:32.412	35.922	30.388	26.102	231.3	36:46.496
15	1:40.308	39.096	33.928	27.284	195.7	41:13.122	20	6:18.175	5:20.245	30.652	27.278	111.7	44:43.254	35	1:34.086	36.949	30.799	26.338	228.3	11:52.476	41	1:32.412	35.922	30.388	26.102	231.3	36:46.496
16	1:34.881	36.951	31.515	26.415	224.5	42:48.003	21	1:33.639	36.824	30.626	26.189	230.8	46:16.893	36	1:33.404	36.391	30.793	26.220	229.8	13:25.880	42	1:32.412	35.922	30.388	26.102	231.3	36:46.496
17	1:34.617	37.001	31.325	26.291	225.5	44:22.620	22	1:32.979	36.289	30.709	25.981	230.3	47:49.872	37	1:33.543	36.258	30.989	26.296	230.3	14:59.423	43	1:32.412	35.922	30.388	26.102	231.3	36:46.496
18	1:33.766	36.387	31.113	26.266	225.9	45:56.386	23	1:33.372	36.271	30.768	26.333	231.8	49:23.244	38	1:33.446	36.385	30.704	26.357	230.3	16:32.869	44	1:32.412	35.922	30.388	26.102	231.3	36:46.496
19	1:35.269	36.491	31.644	27.134	226.4	47:31.655	24	1:33.374	36.436	30.637	26.301	232.8	50:56.618	39	1:33.196	36.336	30.546	26.314	234.3	18:06.065	45	1:32.412	35.922	30.388	26.102	231.3	36:46.496
20	1:33.511	36.269	31.019	26.223	228.8	49:05.166	25	1:33.302	36.371	30.768	26.163	233.3	52:29.920	40	1:38.806B	36.249	30.768	31.789	232.3	19:44.871	46	1:32.412	35.922	30.388	26.102	231.3	36:46.496
21	1:33.573	36.233	31.085	26.255	229.3	50:38.739	26	1:33.136	36.253	30.626	26.257	231.3	54:03.056	41	6:07.066	5:04.641	33.725	28.700	103.5	25:51.937	47	1:32.412	35.922	30.388	26.102	231.3	36:46.496
22	1:34.096	36.536	31.115	26.445	227.4	52:12.835	27	2:03.010B	40.925	42.481	39.604	228.3	56:06.066	42	1:37.308	38.506	32.326	26.476	198.9	27:29.245	48	1:32.412	35.922	30.388	26.102	231.3	36:46.496
23	1:33.872	36.438	31.106	26.328	226.4	53:46.707								43	1:33.202	36.425	30.717	26.060	229.8	29:02.447	49	1:32.412	35.922	30.388	26.102	231.3	36:46.496
24	1:47.459B	36.298	33.249	37.912	225.9	55:34.166								44	1:33.236	36.417	30.548	26.271	229.3	30:35.683	50	1:32.412	35.922	30.388	26.102	231.3	36:46.496

32 Simon BULBARELLA ARG							38 Daniel KELLEHER IRL						
Drivex TATUUS T-421							Campos Racing TATUUS T-421						
Lap	Time	Sector 1	Sector 2	Sector 3	T.Sp	Elapsed	Lap	Time	Sector 1	Sector 2	Sector 3	T.Sp	Elapsed
1	2:52.283B	1:28.996	37.313	45.974	101.6	2:52.283	1	2:32.688B	1:15.990	36.598	40.100	111.6	2:32.688
2	5:26.624B	4:14.938	34.085	37.601	110.0	8:18.907	2	4:28.831	3:29.511	32.388	26.932	115.0	7:01.519
3	2:31.673	1:29.296	33.066	29.311	105.8	10:50.580	3	1:35.339	37.789	31.159	26.391	218.2	8:36.858
4	1:39.413	38.837	33.613	26.963	204.9	12:29.993	4	1:33.680	36.789	30.810	26.081	226.4	10:10.538
5	1:34.377	36.879	30.981	26.517	228.8	14:04.370	5	1:33.337	36.450	30.722	26.165	225.9	11:43.875
6	1:33.950	36.601	30.895	26.454	229.8	15:38.320	6	1:33.098	36.302	30.605	26.191	231.3	13:16.973
7	1:34.291	36.634	31.213	26.444	228.3	17:12.611	7	1:32.734	36.120	30.607	26.007	230.3	14:49.707
8	1:34.260	36.681	31.035	26.544	227.8	18:46.871	8	1:32.575	35.924	30.527	26.124	231.3	16:22.282
9	1:35.250	37.602	30.970	26.678	227.8	20:22.121	9	1:40.121B	35.968	30.727	33.426	231.8	18:02.403
10	1:34.217	36.590	31.051	26.576	228.3	21:56.338	10	6:41.104	5:38.511	33.151	29.442	100.9	24:43.507
11	1:45.273B	36.982	31.884	36.407	227.8	23:41.611	11	1:36.535	37.947	31.426	27.162	219.5	26:20.042
12	15:46.977	...	34.179	27.617	99.0	39:28.588	12	1:33.785	36.776	30.855	26.154	226.9	27:53.827
13	1:42.162	41.066	34.073	27.023	189.5	41:10.750	13	1:33.016	36.200	30.628	26.188	230.3	29:26.843
14	1:34.302	37.045	30.887	26.370	222.2	42:45.052	14	1:32.899	36.156	30.566	26.177	232.8	30:59.742
15	1:33.658	36.375	30.805	26.478	230.8	44:18.710	15	1:32.687	35.991	30.406	26.290	228.8	32:32.429
16	1:33.463	36.357	30.815	26.291	230.3	45:52.173	16	1:32.559	35.973	30.470	26.116	229.3	34:04.988
17	1:33.647	36.389	30.928	26.330	231.8	47:25.820	17	1:38.232B	35.967	30.599	31.666	228.3	35:43.220
18	1:33.189	36.189	30.693	26.307	229.8	48:59.009	18	8:12.148	7:10.781	32.768	28.599	111.0	43:55.368
19	1:33.232	36.238	30.811	26.183	230.3	50:32.241	19	1:34.396	37.322	30.693	26.381	220.0	45:29.764
20	1:35.777	36.162	30.806	28.809	230.8	52:08.018	20	1:32.839	36.180	30.471	26.188	228.8	47:02.603
21	1:33.455	36.412	30.832	26.211	229.8	53:41.473	21	1:32.418	35.952	30.496	25.970	227.4	48:35.021
22	1:45.644B	36.340	32.869	36.435	229.3	55:27.117	22	1:32.312	35.801	30.557	25.954	230.3	50:07.333

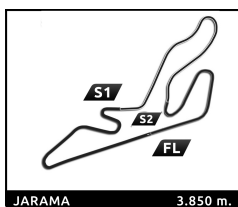
37 Ty FISHER CAN							39 Louis COCHET FRA						
Griffin Core TATUUS T-421							KCL Motorsport TATUUS T-421						
Lap	Time	Sector 1	Sector 2	Sector 3	T.Sp	Elapsed	Lap	Time	Sector 1	Sector 2	Sector 3	T.Sp	Elapsed
1	2:25.580B	1:10.030	35.994	39.556	102.3	2:25.580	1	2:15.485B	58.015	38.718	38.752	105.5	2:15.485
2	4:41.301	3:40.090	33.441	27.770	110.1	7:06.881	2	2:28.204B	1:16.149	35.129	36.926	103.4	4:43.689
3	1:36.678	38.582	31.452	26.644	210.1	8:43.559	3	2:15.246	1:13.583	34.311	27.352	102.1	6:58.935
4	1:34.831	37.173	31.170	26.488	229.3	10:18.390	4	1:41.183	40.070	34.401	26.712	183.7	8:40.118
5	1:34.086	36.949	30.799	26.338	228.3	11:52.476	5	1:35.530	38.100	31.146	26.284	227.8	10:15.648
6	1:33.404	36.391	30.793	26.220	229.8	13:25.880	6	1:33.621	36.577	30.943	26.101	230.3	11:49.269
7	1:33.543	36.258	30.989	26.296	230.3	14:59.423	7	1:33.745	36.559	30.861	26.325	228.8	13:23.014
8	1:33.446	36.385	30.704	26.357	230.3	16:32.869	8	1:33.463	36.377	30.837	26.249	229.8	14:56.477
9	1:33.196	36.336	30.546	26.314	234.3	18:06.065	9	1:34.241	37.030	30.849	26.362	232.8	16:30.718
10	1:38.806B	36.249	30.768	31.789	232.3	19:44.871	10	1:33.679	36.478	30.872	26.329	228.8	18:04.397
11	6:07.066	5:04.641	33.725	28.700	103.5	25:51.937	11	1:33.690	36.411	31.000	26.279	229.8	19:38.087
12	1:37.308	38.506	32.326	26.476	198.9	27:29.245	12	1:33.605	36.447	30.830	26.328	228.8	21:11.692
13	1:33.202	36.425	30.717	26.060	229.8	29:02.447	13	1:33.781	36.315	30.929	26.537	229.3	22:45.473
14	1:33.236	36.417	30.548	26.271	229.3	30:35.683	14	1:34.087	36.357	31.014	26.716	229.3	24:19.560
15	1:32.983	36.280	30.538	26.165	227.4	32:08.666	15	1:39.553B	36.559	30.813	32.181	229.8	25:59.113
16	1:32.695	36.092	30.584	26.019	229.8	33:41.361							



E4 SWC - R2 JARAMA Official Previous Test

Sector Analysis

— Invalidated Lap							■ Personal Best							■ Session Best							■ Crossing the pit lane						
Lap	Time	Sector 1	Sector 2	Sector 3	T.Sp	Elapsed	Lap	Time	Sector 1	Sector 2	Sector 3	T.Sp	Elapsed	Lap	Time	Sector 1	Sector 2	Sector 3	T.Sp	Elapsed	Lap	Time	Sector 1	Sector 2	Sector 3	T.Sp	Elapsed
40 Kasper SCHORMANS NLD																											
MP Motorsport														TATUUS T-421													
1	2:50.280	1:48.902	33.922	27.456	103.6	2:50.280	2	1:42.792 B	37.585	31.422	33.785	225.9	4:33.072	3	2:08.609	1:11.164	31.015	26.430	116.0	6:41.681	4	1:33.664	36.386	30.867	26.411	228.8	8:15.345
5	1:35.938	37.617	31.783	26.538	231.3	9:51.283	6	1:33.635	36.449	30.787	26.399	227.8	11:24.918	7	1:41.638 B	36.241	31.284	34.113	228.3	13:06.556	8	4:50.791	3:43.850	35.970	30.971	92.9	17:57.347
9	1:36.700	38.364	31.559	26.777	222.2	19:34.047	10	1:34.559	36.952	31.026	26.581	227.4	21:08.606	11	1:34.207	36.943	30.972	26.292	226.4	22:42.813	12	1:33.915	36.439	30.972	26.504	227.4	24:16.728
13	1:33.948	36.546	30.943	26.459	226.9	25:50.676	14	1:33.892	36.489	30.901	26.502	228.3	27:24.568	15	1:33.774	36.470	30.888	26.416	226.9	28:58.342	16	1:39.579 B	36.648	31.060	31.871	226.4	30:37.921
17	12:34.002	...	32.760	26.926	104.4	43:11.923	18	1:33.620	36.640	30.799	26.181	226.4	44:45.543	19	1:35.235	36.780	30.637	27.818	231.3	46:20.778	20	1:32.728	36.063	30.643	26.022	231.3	47:53.506
21	1:33.490	36.095	30.625	26.770	232.3	49:26.996	22	1:40.456	36.084	37.079	27.293	232.8	51:07.452	23	1:32.763	36.114	30.512	26.137	231.8	52:40.215	24	1:56.602 B	38.799	43.434	34.369	231.8	54:36.817
25	4:08.801	3:11.867	30.764	26.170	117.4	58:45.618	26	1:33.035	36.208	30.611	26.216	228.3	1:00:18.653														
46 Nathan TYE GBR																											
Drivex														TATUUS T-421													
1	2:48.193 B	1:26.495	37.151	44.547	100.1	2:48.193	2	5:19.116 B	4:10.882	33.801	34.433	109.9	8:07.309	3	2:13.497	1:14.925	31.559	27.013	107.2	10:20.806	4	1:37.423	39.064	31.839	26.520	189.8	11:58.229
5	1:33.952	36.801	30.893	26.258	227.8	13:32.181	6	1:33.690	36.402	31.031	26.257	228.8	15:05.871	7	1:32.940	36.185	30.720	26.035	231.3	16:38.811	8	1:32.995	36.128	30.582	26.285	230.3	18:11.806
9	1:33.019	36.299	30.611	26.109	230.8	19:44.825	10	1:33.243	36.103	30.900	26.240	230.8	21:18.068	11	1:33.282	36.349	30.719	26.214	228.8	22:51.350	12	1:38.898 B	36.208	30.698	31.992	229.3	24:30.248
13	14:56.677	...	33.728	28.091	94.9	39:26.925	14	1:41.832	41.514	33.174	27.144	161.2	41:08.757	15	1:34.353	37.061	30.963	26.329	227.8	42:43.110	16	1:33.184	36.247	30.783	26.154	227.4	44:16.294
17	1:33.868	37.249	30.645	25.974	228.8	45:50.162	18	1:32.492	35.998	30.524	25.970	229.3	47:22.654	19	1:32.993	35.920	30.923	26.150	230.8	48:55.647	20	1:32.484	35.907	30.606	25.971	229.3	50:28.131
21	1:32.435	35.939	30.548	25.948	229.3	52:00.566	22	1:32.633	35.974	30.621	26.038	229.3	53:33.199	23	1:47.020 B	36.033	34.615	36.372	231.8	55:20.219							
44 Elliot KACZYNSKI SWE																											
DXR														TATUUS T-421													
1	2:54.314 B	1:30.331	36.838	47.145	103.4	2:54.314	2	5:20.651 B	4:11.498	33.787	35.366	113.6	8:14.965	3	2:25.025	1:26.156	32.276	26.593	106.0	10:39.990	4	1:34.608	37.068	31.244	26.296	225.9	12:14.598
5	1:34.554	36.547	31.021	26.986	226.9	13:49.152	6	1:33.694	36.375	30.950	26.369	226.9	15:22.846	7	1:33.256	36.226	30.818	26.212	227.8	16:56.102	8	1:34.644	36.274	32.109	26.261	226.4	18:30.746
9	1:33.498	36.236	30.989	26.273	227.4	20:04.244	10	1:33.578	36.242	31.073	26.263	226.9	21:37.822	11	1:33.565	36.312	30.960	26.293	227.4	23:11.387	12	1:39.111 B	36.281	30.986	31.844	228.8	24:50.498
73 Fausto ARNAUDO ARG																											
Monlau Motorsport														TATUUS T-421													
1	2:34.981 B	1:17.113	36.453	41.415	97.0	2:34.981	2	5:27.469	4:26.405	33.470	27.594	108.4	8:02.450	3	1:39.359	38.896	33.220	27.243	194.2	9:41.809	4	1:35.201	37.456	31.310	26.435	225.0	11:17.010
5	1:43.058	39.800	34.979	28.279	189.1	13:00.068	6	1:34.938	37.308	31.135	26.495	222.7	14:35.006	7	1:34.219	36.833	30.991	26.395	225.5	16:09.225	8	1:33.724	36.601	30.844	26.279	226.4	17:42.949
9	1:33.446	36.342	30.825	26.279	226.4	19:16.395	10	1:33.362	36.187	30.873	26.302	227.4	20:49.757	11	1:33.331	36.218	30.844	26.269	226.9	22:23.088	12	1:33.131	36.093	30.785	26.253	226.4	23:56.219
13	1:33.361	36.188	30.824	26.349	226.4	25:29.580	14	1:39.559 B	36.352	30.866	32.341	225.9	27:09.139	15	12:33.067	...	35.251	27.876	95.6	39:42.206	16	1:39.968	39.979	33.065	26.924	178.8	41:22.174
17	1:35.977	36.755	31.214	28.008	228.3	42:58.151																					



E4 SWC - R2 JARAMA Official Previous Test

Sector Analysis

— Invalidated Lap ■ Personal Best ■ Session Best B Crossing the pit lane

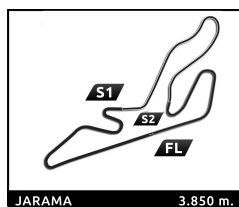
Lap	Time	Sector 1	Sector 2	Sector 3	T.Sp	Elapsed	Lap	Time	Sector 1	Sector 2	Sector 3	T.Sp	Elapsed
18	1:33.616	36.536	30.868	26.212	226.9	44:31.767	17	1:33.030	36.121	30.707	26.202	227.4	35:32.360
19	1:33.054	36.204	30.706	26.144	228.3	46:04.821	18	1:33.232	36.133	30.831	26.268	227.4	37:05.592
20	1:35.071	36.422	32.299	26.350	227.8	47:39.892	19	1:33.396	36.268	30.889	26.239	225.9	38:38.988
21	1:33.030	36.076	30.799	26.155	227.4	49:12.922	20	1:41.892B	36.248	30.757	34.887	227.8	40:20.880
22	1:33.002	36.114	30.743	26.145	227.8	50:45.924	21	7:23.318	6:06.903	46.925	29.490	80.8	47:44.198
23	1:33.145	36.159	30.696	26.290	228.3	52:19.069	22	1:38.509	39.272	32.331	26.906	203.4	49:22.707
24	1:33.285	36.140	30.815	26.330	228.3	53:52.354	23	1:36.030	38.116	31.340	26.574	229.8	50:58.737
25	1:46.254B	36.197	32.730	37.327	227.8	55:38.608	24	1:33.275	36.364	30.599	26.312	230.3	52:32.012
26	5:23.419	4:26.118	30.934	26.367	69.2	1:01:02.027	25	1:32.697	36.083	30.528	26.086	229.8	54:04.709
							26	2:06.357B	40.494	43.323	42.540	232.8	56:11.066
							27	2:51.146	1:51.372	30.730	29.044	109.5	59:02.212
							28	1:33.228	36.219	30.986	26.023	229.8	1:00:35.440

74		Pablo RICCOBONO		ESP		
GRS		TATUUS T-421				
1	2:59.133B	1:37.109	37.601	44.423	86.3	2:59.133
2	4:39.389	3:37.248	34.029	28.112	97.2	7:38.522
3	1:43.968	43.167	32.799	28.002	194.9	9:22.490
4	1:37.353	37.673	31.975	27.705	224.5	10:59.843
5	1:36.308	37.301	32.258	26.749	225.9	12:36.151
6	1:35.297	37.134	31.341	26.822	225.9	14:11.448
7	1:35.582	36.842	32.042	26.698	230.3	15:47.030
8	1:35.464	36.869	31.903	26.692	227.4	17:22.494
9	1:34.510	36.655	31.147	26.708	225.5	18:57.004
10	1:34.655	36.734	31.215	26.706	225.9	20:31.659
11	1:36.189	36.770	32.512	26.907	224.5	22:07.848
12	1:34.413	36.674	31.098	26.641	225.5	23:42.261
13	1:41.745B	37.044	31.385	33.316	225.9	25:24.006
14	13:33.564	...	38.190	30.583	86.8	38:57.570
15	1:41.476	41.073	33.279	27.124	191.5	40:39.046
16	1:34.820	36.896	31.297	26.627	225.9	42:13.866
17	1:34.314	36.588	31.051	26.675	227.4	43:48.180
18	1:34.391	36.749	31.115	26.527	226.9	45:22.571
19	1:33.967	36.387	31.057	26.523	227.4	46:56.538
20	1:34.037	36.523	30.929	26.585	226.4	48:30.575
21	1:33.772	36.404	30.925	26.443	226.9	50:04.347
22	1:34.788	37.335	30.977	26.476	211.4	51:39.135
23	1:34.346	37.043	31.035	26.268	229.8	53:13.481
24	1:45.965B	36.334	31.298	38.333	228.8	54:59.446
25	4:09.899	3:12.436	31.028	26.435	105.6	59:09.345
26	1:33.841	36.575	30.905	26.361	229.8	1:00:43.186

77		Andrej PETROVIC		SRB		
T-Code		TATUUS T-421				
1	2:39.970	1:33.810	36.691	29.469	86.8	2:39.970
2	1:39.707	39.943	32.841	26.923	199.3	4:19.677
3	1:35.763	37.514	31.687	26.562	225.9	5:55.440
4	1:34.378	36.810	31.124	26.444	228.3	7:29.818
5	1:33.742	36.564	30.946	26.232	228.3	9:03.560
6	1:33.535	36.453	30.913	26.169	229.3	10:37.095
7	1:33.879	36.610	30.908	26.361	231.8	12:10.974
8	1:33.774	36.484	30.911	26.379	230.8	13:44.748
9	1:33.305	36.330	30.774	26.201	230.3	15:18.053
10	1:40.551B	36.382	30.906	33.263	229.8	16:58.604
11	9:07.735	8:02.778	35.880	29.077	82.9	26:06.339
12	1:39.462	40.597	32.194	26.671	199.3	27:45.801
13	1:34.037	36.927	30.858	26.252	226.4	29:19.838
14	1:33.415	36.463	30.749	26.203	227.8	30:53.253
15	1:33.146	36.194	30.822	26.130	226.4	32:26.399
16	1:32.931	36.106	30.724	26.101	228.8	33:59.330

78		Maria NETO		PRT		
TC Racing		TATUUS T-421				
1	3:34.537B	2:11.316	43.287	39.934	86.7	3:34.537
2	6:45.065B	5:26.394	39.724	38.947	81.3	10:19.602
3	2:32.917B	1:23.553	34.511	34.853	105.2	12:52.519
4	2:15.914	1:13.357	35.350	27.207	106.7	15:08.433
5	1:37.973	38.370	32.010	27.593	225.5	16:46.406
6	1:53.625	40.225	42.977	30.423	224.5	18:40.031
7	1:36.515	37.490	32.047	26.978	225.0	20:16.546
8	1:35.154	36.944	31.557	26.653	224.5	21:51.700
9	1:34.736	36.934	31.325	26.477	224.1	23:26.436
10	1:35.279	36.628	31.624	27.027	226.9	25:01.715
11	1:34.898	36.665	31.468	26.765	225.9	26:36.613
12	1:34.523	36.867	31.113	26.543	225.9	28:11.136
13	1:34.116	36.509	31.018	26.589	225.9	29:45.252
14	1:41.199B	36.327	31.382	33.490	225.5	31:26.451
15	10:23.181	9:11.324	39.125	32.732	82.0	41:49.632
16	1:44.837	41.973	34.399	28.465	202.6	43:34.469
17	1:35.416	37.355	31.407	26.654	228.8	45:09.885
18	1:34.543	37.293	30.978	26.272	228.3	46:44.428
19	1:33.358	36.279	30.762	26.317	228.8	48:17.786
20	1:33.133	36.191	30.746	26.196	228.8	49:50.919
21	1:33.156	36.258	30.752	26.146	230.3	51:24.075
22	1:34.712	36.344	30.917	27.451	230.3	52:58.787
23	2:33.004B	1:14.805	41.390	36.809	227.8	55:31.791
24	4:30.223B	3:18.499	34.408	37.316	113.8	1:00:02.014

80		Sebastian FRIGOLET		MEX		
DXR		TATUUS T-421				
1	3:04.568B	1:46.960	37.559	40.049	102.4	3:04.568
2	5:08.008	4:05.403	34.289	28.316	99.6	8:12.576
3	1:52.893	50.083	35.095	27.715	220.0	10:05.469
4	1:38.120	38.118	33.015	26.987	223.1	11:43.589
5	1:36.232	37.603	31.706	26.923	225.5	13:19.821
6	1:36.026	36.961	31.713	27.352	227.4	14:55.847
7	1:36.516	38.380	31.570	26.566	229.8	16:32.363
8	1:35.466	37.584	31.482	26.400	228.3	18:07.829
9	1:34.695	36.630	31.541	26.524	229.3	19:42.524
10	1:35.492	37.547	31.328	26.617	228.3	21:18.016
11	1:35.922	38.198	31.252	26.472	208.1	22:53.938
12	1:33.945	36.414	31.112	26.419	228.3	24:27.883
13	1:41.856B	36.598	31.600	33.658	228.8	26:09.739
14	12:36.631	...	35.657	29.887	98.4	38:46.370
15	1:37.542	38.475	32.219	26.848	192.5	40:23.912



E4 SWC - R2 JARAMA Official Previous Test

Sector Analysis

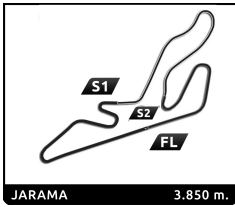
— Invalidated Lap ■ Personal Best ■ Session Best B Crossing the pit lane

Lap	Time	Sector 1	Sector 2	Sector 3	T.Sp	Elapsed	Lap	Time	Sector 1	Sector 2	Sector 3	T.Sp	Elapsed
16	1:34.513	36.663	31.449	26.401	226.4	41:58.425	19	1:33.488	36.590	30.774	26.124	226.4	44:41.008
17	1:34.900	36.945	31.350	26.605	228.3	43:33.325	20	1:37.632	40.365	31.061	26.206	227.8	46:18.640
18	1:34.583	36.943	31.316	26.324	228.8	45:07.908	21	1:36.344	36.306	33.732	26.306	230.3	47:54.984
19	1:33.961	36.499	31.133	26.329	229.3	46:41.869	22	1:33.212	36.185	30.759	26.268	229.3	49:28.196
20	1:33.722	36.282	31.189	26.251	228.8	48:15.591	23	1:33.468	36.129	30.978	26.361	230.8	51:01.664
21	1:33.338	36.227	30.946	26.165	228.8	49:48.929	24	1:33.081	36.180	30.683	26.218	229.8	52:34.745
22	1:33.542	36.336	30.924	26.282	229.3	51:22.471	25	1:36.784	38.514	32.049	26.221	228.8	54:11.529
23	1:37.766	36.353	31.835	29.578	228.8	53:00.237	26	2:06.525 B	40.050	40.882	45.593	228.3	56:18.054
24	1:43.051 B	36.706	31.181	35.164	229.3	54:43.288	27	2:48.178	1:50.171	31.042	26.965	107.6	59:06.232
							28	1:33.472	36.377	30.765	26.330	227.8	1:00:39.704

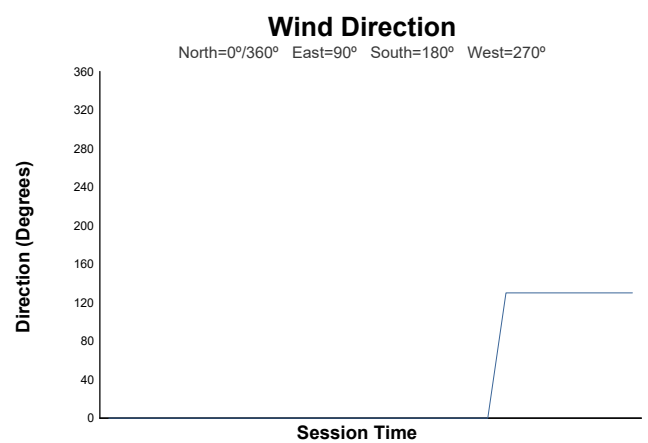
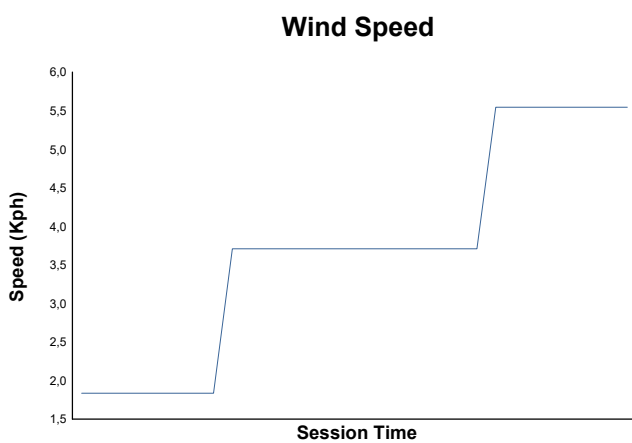
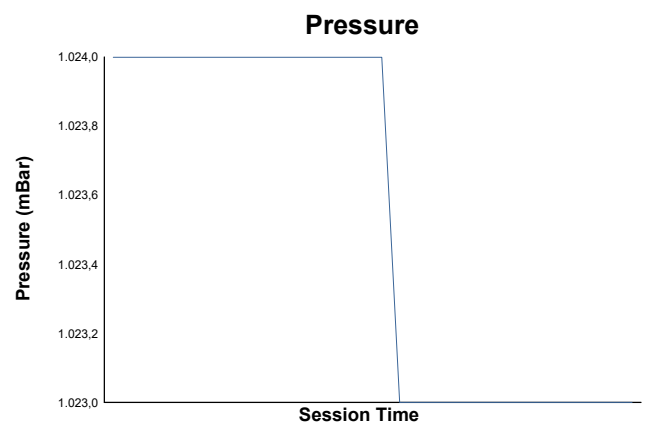
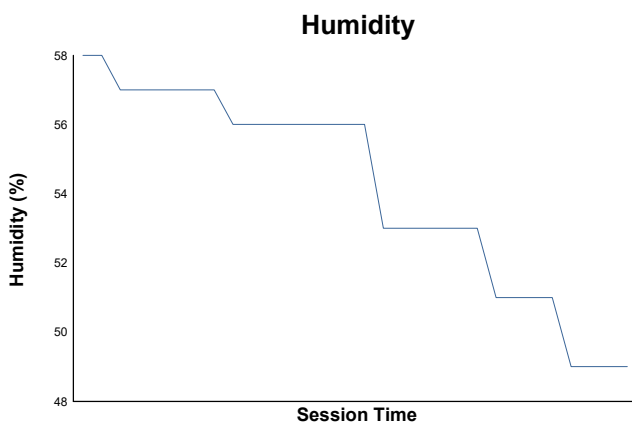
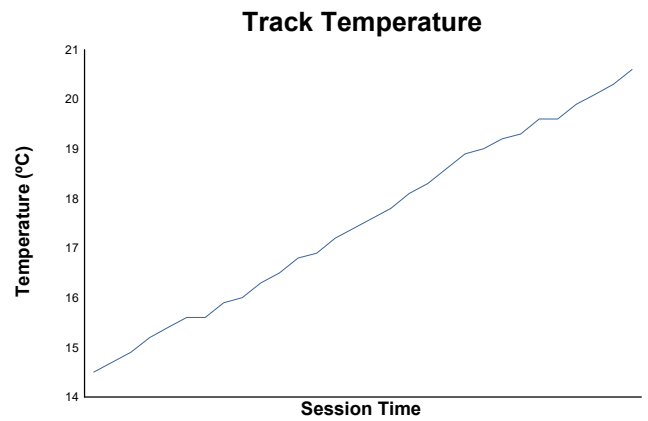
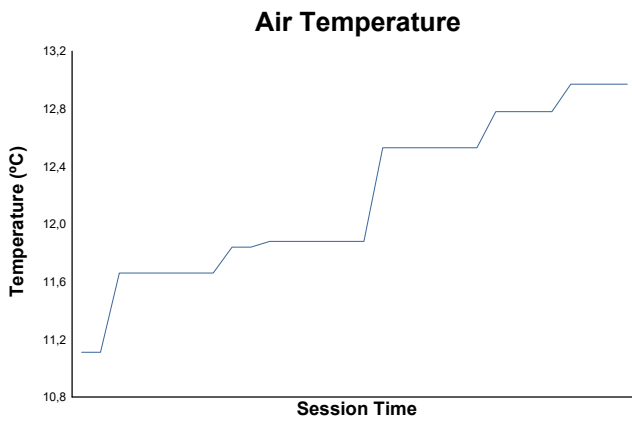
81 Noah MONTEIRO		PRT				
Griffin Core		TATUUS T-421				
1	2:21.121 B	1:03.272	37.975	39.874	98.4	2:21.121
2	4:49.986	3:50.159	32.657	27.170	111.2	7:11.107
3	1:36.872	37.966	32.010	26.896	225.0	8:47.979
4	1:33.985	36.799	30.890	26.296	226.9	10:21.964
5	1:33.571	36.355	30.856	26.360	227.4	11:55.535
6	1:33.541	36.503	30.747	26.291	226.4	13:29.076
7	1:33.484	36.400	30.794	26.290	229.8	15:02.560
8	1:41.081 B	36.328	30.890	33.863	227.8	16:43.641
9	6:15.122	5:13.742	34.400	26.980	112.6	22:58.763
10	1:35.478	37.336	31.804	26.338	217.3	24:34.241
11	1:33.948	36.358	31.330	26.260	228.3	26:08.189
12	1:33.483	36.485	30.688	26.310	226.9	27:41.672
13	1:32.789	36.112	30.643	26.034	226.9	29:14.461
14	1:32.973	36.264	30.545	26.164	228.8	30:47.434
15	1:32.660	36.071	30.659	25.930	228.8	32:20.094
16	1:42.254 B	36.124	30.711	35.419	227.4	34:02.348
17	9:56.394	8:56.008	33.582	26.804	108.8	43:58.742
18	1:34.986	37.549	31.215	26.222	208.5	45:33.728
19	1:32.978	36.286	30.562	26.130	229.3	47:06.706
20	1:32.349	35.843	30.585	25.921	230.8	48:39.055
21	1:32.758	36.146	30.484	26.128	228.3	50:11.813
22	1:32.513	35.782	30.511	26.220	230.8	51:44.326
23	1:32.367	35.783	30.641	25.943	229.3	53:16.693
24	1:48.669 B	35.892	31.211	41.566	230.8	55:05.362

88 Miki BLASCOS		ESP				
Monlau Motorsport		TATUUS T-421				
1	2:28.440 B	1:13.265	37.250	37.925	100.4	2:28.440
2	5:11.463	4:10.377	33.541	27.545	97.8	7:39.903
3	1:39.071	39.556	32.401	27.114	216.0	9:18.974
4	1:35.824	37.760	31.291	26.773	224.5	10:54.798
5	1:39.278	39.210	33.074	26.994	206.1	12:34.076
6	1:37.138	38.917	31.142	27.079	225.9	14:11.214
7	1:34.162	36.748	30.969	26.445	228.8	15:45.376
8	1:35.457	37.506	31.112	26.839	228.8	17:20.833
9	1:33.888	36.642	30.890	26.356	227.8	18:54.721
10	1:33.771	36.527	30.829	26.415	227.8	20:28.492
11	1:40.328 B	36.662	30.803	32.863	228.3	22:08.820
12	4:34.005	3:32.559	33.856	27.590	93.2	26:42.825
13	1:34.200	36.740	30.967	26.493	225.5	28:17.025
14	1:33.985	36.622	30.988	26.375	225.0	29:51.010
15	1:40.123 B	36.580	30.957	32.586	225.5	31:31.133
16	8:25.425	7:24.689	33.289	27.447	95.7	39:56.558
17	1:36.566	38.574	31.510	26.482	215.6	41:33.124
18	1:34.396	37.245	30.866	26.285	226.9	43:07.520

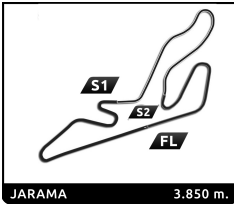
94 Jorden MOODLEY		ZAF				
G4 Racing		TATUUS T-421				
1	2:40.018 B	1:12.919	38.158	48.941	95.2	2:40.018
2	2:15.010	1:11.286	34.629	29.095	80.8	4:55.028
3	1:41.183	39.167	33.931	28.085	219.1	6:36.211
4	1:38.066	38.323	32.356	27.387	221.8	8:14.277
5	1:38.859	38.436	33.355	27.068	224.5	9:53.136
6	1:36.443	37.165	32.108	27.170	225.0	11:29.579
7	1:36.290	37.229	31.975	27.086	227.4	13:05.869
8	1:35.569	37.014	31.677	26.878	225.0	14:41.438
9	1:47.040 B	37.707	32.992	36.341	225.5	16:28.478
10	4:42.990	3:33.627	36.292	33.071	85.4	21:11.468
11	1:48.149	46.188	34.649	27.312	164.9	22:59.617
12	1:36.769	37.633	32.060	27.076	226.9	24:36.386
13	1:36.187	37.307	31.823	27.057	225.9	26:12.573
14	1:37.862	38.370	32.215	27.277	227.4	27:50.435
15	1:36.232	37.307	31.431	27.494	227.4	29:26.667
16	1:47.056 B	38.222	31.834	37.000	206.1	31:13.723
17	6:22.445	5:12.247	39.601	30.597	73.2	37:36.168
18	1:45.975	44.025	34.024	27.926	173.9	39:22.143
19	1:35.640	37.537	31.389	26.714	223.1	40:57.783
20	1:35.293	37.145	31.409	26.739	228.3	42:33.076
21	1:35.449	37.165	31.353	26.931	225.0	44:08.525
22	1:35.007	36.925	31.257	26.825	226.4	45:43.532
23	1:37.002	38.386	31.251	27.365	223.6	47:20.534
24	1:36.782	37.325	31.854	27.603	225.9	48:57.316
25	2:31.302 B	1:17.545	34.929	38.828	208.5	51:28.618
26	2:51.563	1:51.605	32.925	27.033	97.3	54:20.181
27	2:06.553 B	42.402	40.757	43.394	170.6	56:26.734
28	2:31.959	1:33.561	31.433	26.965	116.0	58:58.693
29	1:34.897	37.099	31.151	26.647	225.9	1:00:33.590



SWC - R2 JARAMA E4 Official Previous Test Weather Report



Track Status: **DRY**



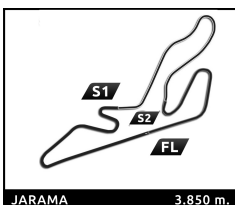
E4 SWC - R2 JARAMA Official Previous Test

Race Director Report

Hour	Flag	Message
09:54:47		E4 - PIT LANE WILL BE OPEN AT 10:00
09:58:01		FAST LANE OPEN
10:00:01		PIT LANE OPEN
10:53:59	YF	YELLOW FLAG AT TURN 4
10:54:13	RF	RED FLAG
10:56:39		E4 - PIT LANE WILL BE OPEN AT 10:57 CONFIRMED
10:57:00	GF	GREEN FLAG
10:57:05		PIT LANE OPEN
11:00:00		CHEQUERED FLAG
11:00:56		E3 - PIT LANE WILL BE OPEN AT 11:10

Published at:

Race Director: Luis GONZÁLEZ 	Timekeeper: Alberto ESTÉBANEZ 
---	--



E4 SWC - R2 JARAMA Free Practice 1

Classification

No	Driver	Nat	Team	Car	Cl.	Time	Lap Total	Gap	Kph
1	38 Daniel KELLEHER	IRL	Campos Racing	TATUUS T-421	R	1:32.231	13 13	- -	150.3
2	1 Reno FRANCOT	NLD	KCL Motorsport	TATUUS T-421		1:32.316	12 12	+0.085 +0.085	150.1
3	23 Rocco CORONEL	NLD	MP Motorsport	TATUUS T-421	R	1:32.324	8 12	+0.093 +0.008	150.1
4	46 Nathan TYE	GBR	Drivex	TATUUS T-421		1:32.354	9 13	+0.123 +0.030	150.1
5	22 Vivek KANTHAN	USA	Griffin Core	TATUUS T-421		1:32.395	10 13	+0.164 +0.041	150.0
6	81 Noah MONTEIRO	PRT	Griffin Core	TATUUS T-421		1:32.424	9 13	+0.193 +0.029	150.0
7	40 Kasper SCHORMANS	NLD	MP Motorsport	TATUUS T-421	R	1:32.439	9 12	+0.208 +0.015	149.9
8	17 Nacho TUÑON	ESP	T-Code	TATUUS T-421		1:32.481	8 11	+0.250 +0.042	149.9
9	8 Jacob MICALLEF	MLT	Campos Racing	TATUUS T-421	R	1:32.500	10 13	+0.269 +0.019	149.8
10	37 Ty FISHER	CAN	Griffin Core	TATUUS T-421	R	1:32.583	12 12	+0.352 +0.083	149.7
11	21 Borys LYZEN	POL	KCL Motorsport	TATUUS T-421	R	1:32.660	10 13	+0.429 +0.077	149.6
12	77 Andrej PETROVIC	SRB	T-Code	TATUUS T-421		1:32.724	9 12	+0.493 +0.064	149.5
13	15 Jensen BURNETT	CAN	Drivex	TATUUS T-421	R	1:32.770	9 13	+0.539 +0.046	149.4
14	7 Felipe REIJS	NLD	MP Motorsport	TATUUS T-421	R	1:32.790	9 12	+0.559 +0.020	149.4
15	24 Beau LOWETTE	BEL	TC Racing	TATUUS T-421	R	1:32.849	8 13	+0.618 +0.059	149.3
16	44 Elliot KACZYNSKI	SWE	DXR	TATUUS T-421	R	1:32.945	7 11	+0.714 +0.096	149.1
17	32 Simon BULBARELLA	ARG	Drivex	TATUUS T-421		1:32.956	9 12	+0.725 +0.011	149.1
18	39 Louis COCHET	FRA	KCL Motorsport	TATUUS T-421	R	1:33.010	9 12	+0.779 +0.054	149.0
19	12 Philippe Armand KARRAS	GRC	G4 Racing	TATUUS T-421		1:33.069	8 15	+0.838 +0.059	148.9
20	73 Fausto ARNAUDO	ARG	Monlau Motorsport	TATUUS T-421	R	1:33.072	12 12	+0.841 +0.003	148.9
21	88 Miki BLASCOS	ESP	Monlau Motorsport	TATUUS T-421	R	1:33.133	9 12	+0.902 +0.061	148.8
22	10 Luna FLUXA	ESP	Campos Racing	TATUUS T-421		1:33.162	10 13	+0.931 +0.029	148.8
23	80 Sebastian FRIGOLET	MEX	DXR	TATUUS T-421	R	1:33.201	8 12	+0.970 +0.039	148.7
24	11 Rahim ALIBHAI	USA	Monlau Motorsport	TATUUS T-421	R	1:33.302	13 13	+1.071 +0.101	148.5
25	78 Maria NETO	PRT	TC Racing	TATUUS T-421	R	1:33.336	11 11	+1.105 +0.034	148.5
26	9 Jean Paul KARRAS	GRC	G4 Racing	TATUUS T-421		1:33.344	7 14	+1.113 +0.008	148.5
27	28 Max RADECK	PRT	DXR	TATUUS T-421	R	1:33.356	9 12	+1.125 +0.012	148.5
28	13 Aleix PIÑERA	ESP	Tecnicar by Amtog	TATUUS T-421	R	1:33.472	7 10	+1.241 +0.116	148.3
29	18 Zoe FLORESCU	ROU	Tecnicar by Amtog	TATUUS T-421	R	1:33.543	10 10	+1.312 +0.071	148.2
30	74 Pablo RICCOBONO	ESP	GRS	TATUUS T-421		1:33.698	7 11	+1.467 +0.155	147.9
31	94 Jorden MOODLEY	ZAF	G4 Racing	TATUUS T-421		1:34.867	12 12	+2.636 +1.169	146.1
32	70 Dante CIMA	NLD	GRS	TATUUS T-421	R				


Fastest Lap: Lap 13 | Daniel KELLEHER | 1:32.231 | 150.3 Kph

CAR #74 - BEST LAPTIME DELETED - CAUSING A RED FLAG - Art. 30.7

Published at: 13:40

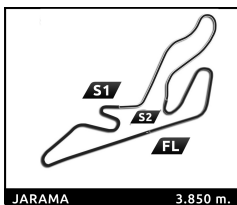
Track Status: **DRY**

Race Director:
Luis GONZÁLEZ



Timekeeper:
Alberto ESTÉBANEZ





E4 SWC - R2 JARAMA Free Practice 1 Classification by Class

No	Driver	Nat	Team	Car	Time	Lap Total	Gap	Kph
R								
1	38 Daniel KELLEHER	IRL	Campos Racing	TATUUS T-421	1:32.231	13 13		150.3
2	23 Rocco CORONEL	NLD	MP Motorsport	TATUUS T-421	1:32.324	8 12	+0.093 +0.093	150.1
3	40 Kasper SCHORMANS	NLD	MP Motorsport	TATUUS T-421	1:32.439	9 12	+0.208 +0.115	149.9
4	8 Jacob MICALLEF	MLT	Campos Racing	TATUUS T-421	1:32.500	10 13	+0.269 +0.061	149.8
5	37 Ty FISHER	CAN	Griffin Core	TATUUS T-421	1:32.583	12 12	+0.352 +0.083	149.7
6	21 Borys LYZEN	POL	KCL Motorsport	TATUUS T-421	1:32.660	10 13	+0.429 +0.077	149.6
7	15 Jensen BURNETT	CAN	Drivex	TATUUS T-421	1:32.770	9 13	+0.539 +0.110	149.4
8	7 Felipe REIJS	NLD	MP Motorsport	TATUUS T-421	1:32.790	9 12	+0.559 +0.020	149.4
9	24 Beau LOWETTE	BEL	TC Racing	TATUUS T-421	1:32.849	8 13	+0.618 +0.059	149.3
10	44 Elliot KACZYNSKI	SWE	DXR	TATUUS T-421	1:32.945	7 11	+0.714 +0.096	149.1
11	32 Simon BULBARELLA	ARG	Drivex	TATUUS T-421	1:32.956	9 12	+0.725 +0.011	149.1
12	39 Louis COCHET	FRA	KCL Motorsport	TATUUS T-421	1:33.010	9 12	+0.779 +0.054	149.0
13	73 Fausto ARNAUDO	ARG	Monlau Motorsport	TATUUS T-421	1:33.072	12 12	+0.841 +0.062	148.9
14	88 Miki BLASCOS	ESP	Monlau Motorsport	TATUUS T-421	1:33.133	9 12	+0.902 +0.061	148.8
15	10 Luna FLUXA	ESP	Campos Racing	TATUUS T-421	1:33.162	10 13	+0.931 +0.029	148.8
16	80 Sebastian FRIGOLET	MEX	DXR	TATUUS T-421	1:33.201	8 12	+0.970 +0.039	148.7
17	11 Rahim ALIBHAI	USA	Monlau Motorsport	TATUUS T-421	1:33.302	13 13	+1.071 +0.101	148.5
18	78 Maria NETO	PRT	TC Racing	TATUUS T-421	1:33.336	11 11	+1.105 +0.034	148.5
19	28 Max RADECK	PRT	DXR	TATUUS T-421	1:33.356	9 12	+1.125 +0.020	148.5
20	13 Aleix PIÑERA	ESP	Tecnicar by Amtog	TATUUS T-421	1:33.472	7 10	+1.241 +0.116	148.3
21	18 Zoe FLORESCU	ROU	Tecnicar by Amtog	TATUUS T-421	1:33.543	10 10	+1.312 +0.071	148.2
22	70 Dante CIMA	NLD	GRS	TATUUS T-421				

CAR #74 - BEST LAPTIME DELETED - CAUSING A RED FLAG - Art. 30.7


Published at:13:40.....

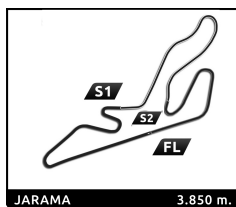
Track Status: **DRY**

Race Director:
Luis GONZÁLEZ



Timekeeper:
Alberto ESTÉBANEZ

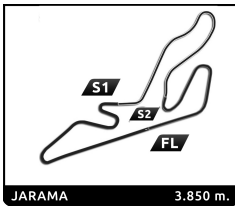




E4 SWC - R2 JARAMA Free Practice 1

Best Top Speed

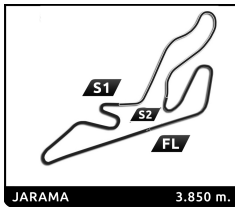
No Driver	Team	Class	Top 1		Top 2		Top 3		Top 4		Top 5		
			Kph	Lap	Kph	Lap	Kph	Lap	Kph	Lap	Kph	Lap	Avg
12 Philippe Armand KARRAS	G4 Racing		234.8	11	233.8	12	232.8	10	231.3	15	229.8	13	232,5
22 Vivek KANTHAN	Griffin Core		233.3	10	232.8	11	232.3	9	231.8	5	231.3	4	232,3
11 Rahim ALIBHAI	Monlau Motorsport	R	232.3	9	231.8	11	231.3	10	229.3	13	228.8	8	230,7
18 Zoe FLORESCU	Tecnicar by Amtog	R	232.3	10	228.3	8	227.8	6	227.4	7	159.8	5	215,1
37 Ty FISHER	Griffin Core	R	232.3	10	231.3	9	231.3	5	230.3	4	229.3	8	230,9
38 Daniel KELLEHER	Campos Racing	R	232.3	4	232.3	5	231.3	11	230.8	13	229.3	10	231,2
7 Felipe REIJS	MP Motorsport	R	231.8	9	231.3	10	230.8	12	230.3	8	230.3	7	230,9
15 Jensen BURNETT	Drivex	R	231.8	8	229.8	13	229.3	10	229.3	7	228.3	9	229,7
23 Rocco CORONEL	MP Motorsport	R	231.8	9	229.8	10	229.3	8	228.3	7	227.8	12	229,4
24 Beau LOWETTE	TC Racing	R	231.8	11	229.3	13	228.3	9	227.8	8	226.4	6	228,7
39 Louis COCHET	KCL Motorsport	R	231.8	10	231.8	9	231.3	12	231.3	7	230.8	8	231,4
94 Jorden MOODLEY	G4 Racing		231.8	12	227.8	10	226.4	9	225.5	8	225.5	3	227,4
21 Borys LYZEN	KCL Motorsport	R	231.3	10	230.3	8	229.8	13	229.8	9	229.3	7	230,1
44 Elliot KACZYNSKI	DXR	R	231.3	8	230.8	6	229.3	9	229.3	7	229.3	4	230,0
73 Fausto ARNAUDO	Monlau Motorsport	R	231.3	9	228.8	12	228.3	8	225.9	7	217.7	10	226,4
77 Andrej PETROVIC	T-Code		231.3	10	230.8	5	227.8	4	227.4	9	226.9	12	228,8
81 Noah MONTEIRO	Griffin Core		231.3	10	230.3	11	229.3	9	227.4	5	226.9	4	229,0
8 Jacob MICALLEF	Campos Racing	R	230.8	10	230.3	13	230.3	4	229.3	11	229.3	5	230,0
9 Jean Paul KARRAS	G4 Racing		230.8	14	229.8	12	229.8	6	229.3	7	227.4	11	229,4
40 Kasper SCHORMANS	MP Motorsport	R	230.8	9	230.8	10	229.8	7	228.8	12	228.8	8	229,8
78 Maria NETO	TC Racing	R	230.8	9	230.3	7	229.8	11	229.3	6	228.8	8	229,8
1 Reno FRANCO	KCL Motorsport		230.3	9	230.3	12	229.3	10	229.3	8	226.9	4	229,2
46 Nathan TYE	Drivex		230.3	9	230.3	10	229.3	13	229.3	8	229.3	7	229,7
88 Miki BLASCOS	Monlau Motorsport	R	230.3	10	229.3	9	228.3	12	228.3	5	226.4	4	228,5
80 Sebastian FRIGOLET	DXR	R	229.8	8	229.8	10	229.3	9	229.3	7	227.8	12	229,2
32 Simon BULBARELLA	Drivex	R	229.3	12	228.8	10	228.8	8	227.4	9	227.4	7	228,3
10 Luna FLUXA	Campos Racing	R	228.8	11	228.3	13	228.3	10	227.8	9	227.4	8	228,1
13 Aleix PIÑERA	Tecnicar by Amtog	R	228.8	6	226.9	7	226.9	10	225.0	8	206.5	5	222,8
17 Nacho TUÑON	T-Code		228.8	11	227.8	8	227.8	9	227.4	7	225.0	6	227,4
28 Max RADECK	DXR	R	227.8	9	226.4	12	225.5	10	225.0	8	224.5	6	225,8
74 Pablo RICCOBONO	GRS		227.4	11	227.4	8	225.5	7	225.5	9	225.0	6	226,2
70 Dante CIMA	GRS	R											



E4 SWC - R2 JARAMA Free Practice 1

Best Sector Times

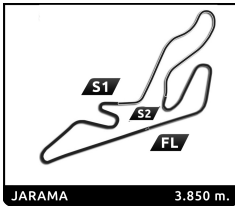
Sector 1			Sector 2			Sector 3			Ideal Lap	Best Lap
Pos	No Driver	Time	No Driver	Time	No Driver	Time	Pos	No Driver		
1	38 D.KELLEHER	35.747	38 D.KELLEHER	30.417	38 D.KELLEHER	25.916	1	38 D.KELLEHER	1:32.080	1:32.231 (1)
2	46 N.TYE	35.851	23 R.CORONEL	30.439	22 V.KANTHAN	25.922	2	23 R.CORONEL	1:32.276	1:32.324 (3)
3	40 K.SCHORMANS	35.851	40 K.SCHORMANS	30.445	1 R.FRANCOT	25.929	3	22 V.KANTHAN	1:32.278	1:32.395 (5)
4	17 N.TUÑON	35.871	81 N.MONTEIRO	30.454	23 R.CORONEL	25.951	4	1 R.FRANCOT	1:32.290	1:32.316 (2)
5	22 V.KANTHAN	35.876	1 R.FRANCOT	30.471	8 J.MICALLEF	25.972	5	40 K.SCHORMANS	1:32.342	1:32.439 (7)
6	23 R.CORONEL	35.886	22 V.KANTHAN	30.480	46 N.TYE	25.975	6	46 N.TYE	1:32.354	1:32.354 (4)
7	1 R.FRANCOT	35.890	37 T.FISHER	30.482	37 T.FISHER	25.985	7	8 J.MICALLEF	1:32.393	1:32.500 (9)
8	8 J.MICALLEF	35.904	8 J.MICALLEF	30.517	7 F.REIJS	26.013	8	81 N.MONTEIRO	1:32.416	1:32.424 (6)
9	81 N.MONTEIRO	35.922	21 B.LYZEN	30.527	81 N.MONTEIRO	26.040	9	17 N.TUÑON	1:32.481	1:32.481 (8)
10	24 B.LOWETTE	35.932	46 N.TYE	30.528	40 K.SCHORMANS	26.046	10	37 T.FISHER	1:32.572	1:32.583 (10)
11	15 J.BURNETT	35.961	77 A.PETROVIC	30.533	17 N.TUÑON	26.059	11	24 B.LOWETTE	1:32.584	1:32.849 (15)
12	21 B.LYZEN	35.979	24 B.LOWETTE	30.544	77 A.PETROVIC	26.079	12	21 B.LYZEN	1:32.599	1:32.660 (11)
13	77 A.PETROVIC	36.064	17 N.TUÑON	30.551	28 M.RADECK	26.081	13	77 A.PETROVIC	1:32.676	1:32.724 (12)
14	44 E.KACZYNSKI	36.090	7 F.REIJS	30.573	15 J.BURNETT	26.087	14	15 J.BURNETT	1:32.690	1:32.770 (13)
15	37 T.FISHER	36.105	11 R.ALIBHAI	30.597	21 B.LYZEN	26.093	15	7 F.REIJS	1:32.727	1:32.790 (14)
16	32 S.BULBARELLA	36.127	73 F.ARNAUDO	30.615	88 M.BLASCOS	26.097	16	44 E.KACZYNSKI	1:32.944	1:32.945 (16)
17	7 F.REIJS	36.141	15 J.BURNETT	30.642	32 S.BULBARELLA	26.107	17	73 F.ARNAUDO	1:32.946	1:33.072 (20)
18	73 F.ARNAUDO	36.166	39 L.COCHET	30.663	24 B.LOWETTE	26.108	18	32 S.BULBARELLA	1:32.956	1:32.956 (17)
19	39 L.COCHET	36.166	80 S.FRIGOLET	30.691	12 P.KARRAS	26.121	19	39 L.COCHET	1:33.010	1:33.010 (18)
20	13 A.PIÑERA	36.174	78 M.NETO	30.705	10 L.FLUXA	26.130	20	10 L.FLUXA	1:33.026	1:33.162 (22)
21	88 M.BLASCOS	36.185	10 L.FLUXA	30.706	44 E.KACZYNSKI	26.139	21	11 R.ALIBHAI	1:33.032	1:33.302 (24)
22	10 L.FLUXA	36.190	44 E.KACZYNSKI	30.715	73 F.ARNAUDO	26.165	22	12 P.KARRAS	1:33.069	1:33.069 (19)
23	9 J.KARRAS	36.217	32 S.BULBARELLA	30.722	11 R.ALIBHAI	26.167	23	88 M.BLASCOS	1:33.088	1:33.133 (21)
24	12 P.KARRAS	36.226	12 P.KARRAS	30.722	39 L.COCHET	26.181	24	13 A.PIÑERA	1:33.090	1:33.472 (28)
25	18 Z.FLORESCU	36.232	13 A.PIÑERA	30.729	13 A.PIÑERA	26.187	25	80 S.FRIGOLET	1:33.186	1:33.201 (23)
26	74 P.RICCOBONO	36.237	9 J.KARRAS	30.777	80 S.FRIGOLET	26.198	26	9 J.KARRAS	1:33.208	1:33.344 (26)
27	11 R.ALIBHAI	36.268	88 M.BLASCOS	30.806	9 J.KARRAS	26.214	27	28 M.RADECK	1:33.258	1:33.356 (27)
28	78 M.NETO	36.270	28 M.RADECK	30.883	18 Z.FLORESCU	26.279	28	78 M.NETO	1:33.267	1:33.336 (25)
29	28 M.RADECK	36.294	18 Z.FLORESCU	30.978	78 M.NETO	26.292	29	18 Z.FLORESCU	1:33.489	1:33.543 (29)
30	80 S.FRIGOLET	36.297	74 P.RICCOBONO	31.085	74 P.RICCOBONO	26.317	30	74 P.RICCOBONO	1:33.639	1:33.698 (30)
31	94 J.MOODLEY	36.865	94 J.MOODLEY	31.214	94 J.MOODLEY	26.788	31	94 J.MOODLEY	1:34.867	1:34.867 (31)



E4 SWC - R2 JARAMA Free Practice 1






Fastest Lap Sequence

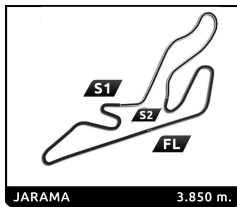
Elapsed	No Driver	Team	Car	Class	Time	Kph	Lap
3:50.818	9 Jean Paul KARRAS	G4 Racing	TATUUS T-421		1:36.052	144.3	2
3:51.857	38 Daniel KELLEHER	Campos Racing	TATUUS T-421	R	1:34.469	146.7	2
5:24.727	9 Jean Paul KARRAS	G4 Racing	TATUUS T-421		1:33.909	147.6	3
5:25.111	38 Daniel KELLEHER	Campos Racing	TATUUS T-421	R	1:33.254	148.6	3
6:58.281	38 Daniel KELLEHER	Campos Racing	TATUUS T-421	R	1:33.170	148.8	4
7:43.823	81 Noah MONTEIRO	Griffin Core	TATUUS T-421		1:33.099	148.9	4
14:22.037	12 Philippe Armand KARRAS	G4 Racing	TATUUS T-421		1:33.069	148.9	8
16:42.764	15 Jensen BURNETT	Drivex	TATUUS T-421	R	1:32.929	149.1	7
17:31.828	24 Beau LOWETTE	TC Racing	TATUUS T-421	R	1:32.849	149.3	8
17:45.662	1 Reno FRANCO	KCL Motorsport	TATUUS T-421		1:32.767	149.4	7
17:49.765	23 Rocco CORONEL	MP Motorsport	TATUUS T-421	R	1:32.473	149.9	7
18:53.497	81 Noah MONTEIRO	Griffin Core	TATUUS T-421		1:32.424	150.0	9
19:22.089	23 Rocco CORONEL	MP Motorsport	TATUUS T-421	R	1:32.324	150.1	8
30:12.060	1 Reno FRANCO	KCL Motorsport	TATUUS T-421		1:32.316	150.1	12
31:05.775	38 Daniel KELLEHER	Campos Racing	TATUUS T-421	R	1:32.231	150.3	13



E4 SWC - R2 JARAMA Free Practice 1

Flag Analysis

Flag	Time
	GREEN FLAG 13:10:00.000
	YELLOW FLAG AT SECTOR 1 13:31:08.422
	RED FLAG 13:31:17.905
	GREEN FLAG 13:37:00.647
	CHEQUERED FLAG 13:40:00.000

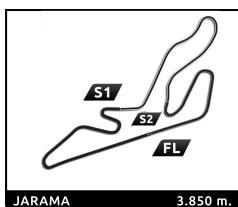


E4 SWC - R2 JARAMA Free Practice 1

Sector Analysis

— Invalidated Lap ■ Personal Best ■ Session Best ■ Crossing the pit lane

Lap	Time	Sector 1	Sector 2	Sector 3	T.Sp	Elapsed	Lap	Time	Sector 1	Sector 2	Sector 3	T.Sp	Elapsed		
1	Reno FRANCOT							NLD	9	4:04.003	3:04.702	32.397	26.904	73.9	17:27.110
	KCL Motorsport							TATUUS T-421	10	1:39.669	39.019	34.011	26.639	226.4	19:06.779
1	1:59.407	47.313	33.378	38.716	108.8	1:59.407	11	1:34.064	36.630	31.074	26.360	227.4	20:40.843		
2	2:30.513	1:21.457	31.610	37.446	104.9	4:29.920	12	1:52.448	36.337	36.352	39.759	229.8	22:33.291		
3	2:20.027	1:22.680	30.975	26.372	109.2	6:49.947	13	6:36.420	5:38.718	31.193	26.509	107.5	29:09.711		
4	1:39.554	36.236	30.701	32.617	226.9	8:29.501	14	1:34.643	36.692	31.591	26.360	230.8	30:44.354		
5	6:07.400	5:05.523	34.625	27.252	94.5	14:36.901									
6	1:35.994	38.502	31.202	26.290	191.5	16:12.895									
7	1:32.767	36.099	30.681	25.987	226.9	17:45.662									
8	1:32.445	35.941	30.481	26.023	229.3	19:18.107									
9	1:32.385	35.939	30.517	25.929	230.3	20:50.492									
10	1:51.250	37.322	33.813	40.115	229.3	22:41.742									
11	5:58.002	5:00.872	30.847	26.283	116.0	28:39.744									
12	1:32.316	35.890	30.471	25.955	230.3	30:12.060									
7	Felipe REIJS							NLD							
	MP Motorsport							TATUUS T-421							
1	1:43.736	42.641	32.814	28.281	112.0	1:43.736									
2	1:45.049	37.434	31.630	35.985	218.2	3:28.785									
3	3:06.750	1:57.864	31.541	37.345	109.5	6:35.535									
4	2:46.061	1:39.240	31.403	35.418	112.5	9:21.596									
5	5:21.484	4:18.454	34.470	28.560	114.3	14:43.080									
6	1:36.832	39.305	31.069	26.458	184.9	16:19.912									
7	1:33.625	36.395	30.946	26.284	230.3	17:53.537									
8	1:33.125	36.261	30.728	26.136	230.3	19:26.662									
9	1:32.790	36.141	30.636	26.013	231.8	20:59.452									
10	1:49.975	36.947	35.014	38.014	231.3	22:49.427									
11	5:50.949	4:52.351	31.260	27.338	114.4	28:40.376									
12	1:33.142	36.368	30.573	26.201	230.8	30:13.518									
8	Jacob MICALLEF							MLT							
	Campos Racing							TATUUS T-421							
1	2:19.453	1:15.495	34.103	29.855	82.8	2:19.453									
2	1:37.414	37.834	32.113	27.467	217.7	3:56.867									
3	1:34.191	36.963	30.841	26.387	226.4	5:31.058									
4	1:36.222	36.457	32.459	27.306	230.3	7:07.280									
5	1:33.369	36.347	30.810	26.212	229.3	8:40.649									
6	1:38.628	36.271	30.769	31.588	229.3	10:19.277									
7	5:15.256	4:15.175	32.987	27.094	95.5	15:34.533									
8	1:34.937	37.743	30.579	26.615	199.3	17:09.470									
9	1:32.830	36.208	30.588	26.034	228.3	18:42.300									
10	1:32.500	36.000	30.528	25.972	230.8	20:14.800									
11	1:40.134	35.904	30.521	33.709	229.3	21:54.934									
12	7:39.969	6:43.129	30.651	26.189	115.5	29:34.903									
13	1:32.646	35.982	30.517	26.147	230.3	31:07.549									
9	Jean Paul KARRAS							GRC							
	G4 Racing							TATUUS T-421							
1	2:14.766	1:11.071	33.508	30.187	95.9	2:14.766									
2	1:36.052	38.302	31.247	26.503	206.5	3:50.818									
3	1:33.909	36.418	31.114	26.377	225.5	5:24.727									
4	1:33.413	36.217	30.959	26.237	225.9	6:58.140									
5	1:34.055	36.751	31.029	26.275	226.9	8:32.195									
6	1:33.844	36.566	30.974	26.304	229.8	10:06.039									
7	1:33.344	36.353	30.777	26.214	229.3	11:39.383									
8	1:43.724	36.546	30.892	36.286	226.4	13:23.107									
10	Luna FLUXA							ESP							
	Campos Racing							TATUUS T-421							
1	2:18.488	1:16.021	33.929	28.538	75.5	2:18.488									
2	1:36.673	38.060	31.859	26.754	208.9	3:55.161									
3	1:35.038	37.244	31.165	26.629	225.9	5:30.199									
4	1:35.126	37.083	31.396	26.647	226.9	7:05.325									
5	1:41.887	36.991	31.282	33.614	226.9	8:47.212									
6	5:18.570	4:18.220	33.157	27.193	101.1	14:05.782									
7	1:36.900	38.792	31.818	26.290	181.2	15:42.682									
8	1:33.436	36.549	30.745	26.142	227.4	17:16.118									
9	1:33.167	36.270	30.743	26.154	227.8	18:49.285									
10	1:33.162	36.295	30.706	26.161	228.3	20:22.447									
11	1:43.718	36.190	31.096	36.432	228.8	22:06.165									
12	7:34.069	6:36.790	30.966	26.313	111.7	29:40.234									
13	1:33.472	36.426	30.916	26.130	228.3	31:13.706									
11	Rahim ALIBHAI							USA							
	Monlau Motorsport							TATUUS T-421							
1	2:33.191	1:05.914	33.146	54.131	101.3	2:33.191									
2	2:16.770	1:09.947	31.873	34.950	113.0	4:49.961									
3	2:34.056	1:36.091	31.290	26.675	108.0	7:24.017									
4	1:34.321	36.865	30.923	26.533	226.4	8:58.338									
5	1:39.321	36.495	30.877	31.949	227.8	10:37.659									
6	3:40.849	2:39.724	33.663	27.462	110.4	14:18.508									
7	1:36.510	37.859	32.061	26.590	216.9	15:55.018									
8	1:34.154	36.634	31.199	26.321	228.8	17:29.172									
9	1:34.234	36.575	30.778	26.881	232.3	19:03.406									
10	1:34.434	37.493	30.774	26.167	231.3	20:37.840									
11	1:48.188	36.268	33.364	38.556	231.8	22:26.028									
12	6:42.182	5:41.851	32.611	27.720	90.1	29:08.210									
13	1:33.302	36.368	30.597	26.337	229.3	30:41.512									
12	Philippe Armand KARRAS							GRC							
	G4 Racing							TATUUS T-421							
1	2:26.182	1:21.179	35.453	29.550	101.4	2:26.182									
2	1:47.544	41.651	32.525	33.368	189.8	4:13.726									
3	2:20.138	1:21.766	31.666	26.706	111.7	6:33.864									
4	1:34.499	36.872	31.146	26.481	224.5	8:08.363									
5	1:33.780	36.383	30.882	26.515	225.9	9:42.143									
6	1:33.459	36.252	30.943	26.264	225.9	11:15.602									
7	1:33.366	36.308	30.877	26.181	225.9	12:48.968									
8	1:33.069	36.226	30.722	26.121	225.5	14:22.037									
9	1:33.812	36.447	30.853	26.512	227.4	15:55.849									
10	1:33.642	36.364	30.932	26.346	232.8	17:29.491									
11	1:34.199	36.590	30.782	26.827	234.8	19:03.690									
12	1:33.491	36.557	30.763	26.171	233.8	20:37.181									
13	1:47.395	36.253	32.485	38.657	229.8	22:24.576									
14	6:44.323	5:44.506	31.971	27.846	111.6	29:08.899									
15	1:33.423	36.355	30.774	26.294	231.3	30:42.322									

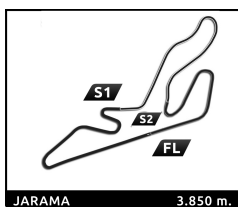


E4 SWC - R2 JARAMA Free Practice 1

Sector Analysis

— Invalidated Lap ■ Personal Best ■ Session Best B Crossing the pit lane

Lap	Time	Sector 1	Sector 2	Sector 3	T.Sp	Elapsed	Lap	Time	Sector 1	Sector 2	Sector 3	T.Sp	Elapsed		
13	Aleix PIÑERA ESP							21	Borys LYZEN POL						
	Tecnicar by Amtog TATUUS T-421								KCL Motorsport TATUUS T-421						
1	2:29.133	B	1:01.019	33.479	54.635	102.2	2:29.133	1	2:03.178	B	48.107	34.013	41.058	101.2	2:03.178
2	3:38.712	B	2:26.077	31.774	40.861	81.8	6:07.845	2	2:36.979	B	1:27.408	30.984	38.587	107.9	4:40.157
3	2:57.206	B	1:49.808	31.278	36.120	108.4	9:05.051	3	2:27.764	B	1:22.667	30.816	34.281	110.4	7:07.921
4	6:10.939		5:03.786	38.843	28.310	93.2	15:15.990	4	4:47.169		3:46.887	33.241	27.041	103.3	11:55.090
5	1:39.134		39.417	32.910	26.807	206.5	16:55.124	5	1:36.385		38.440	31.636	26.309	195.3	13:31.475
6	1:34.380		36.839	30.995	26.546	228.8	18:29.504	6	1:33.442		36.531	30.734	26.177	226.9	15:04.917
7	1:33.472		36.373	30.912	26.187	226.9	20:02.976	7	1:33.726		36.146	30.698	26.882	229.3	16:38.643
8	1:43.898	B	36.174	30.729	36.995	225.0	21:46.874	8	1:33.004		36.242	30.527	26.235	230.3	18:11.647
9	7:27.760		6:29.395	31.407	26.958	105.8	29:14.634	9	1:32.714		36.050	30.571	26.093	229.8	19:44.361
10	1:33.711		36.427	30.991	26.293	226.9	30:48.345	10	1:32.660		35.979	30.548	26.133	231.3	21:17.021
15	Jensen BURNETT CAN							22	Vivek KANTHAN USA						
	Drivex TATUUS T-421								Griffin Core TATUUS T-421						
1	2:15.705	B	54.942	33.896	46.867	105.6	2:15.705	1	3:00.437		2:00.045	33.165	27.227	108.1	3:00.437
2	2:44.353	B	1:37.372	31.120	35.861	107.4	5:00.058	2	1:37.958		38.445	32.508	27.005	190.1	4:38.395
3	5:17.008		4:11.399	37.645	27.964	82.8	10:17.066	3	1:33.705		36.552	30.861	26.292	225.9	6:12.100
4	1:43.256		41.918	34.090	27.248	161.7	12:00.322	4	1:34.121		37.138	30.716	26.267	231.3	7:46.221
5	1:35.731		36.393	30.930	28.408	227.8	13:36.053	5	1:33.117		36.171	30.710	26.236	231.8	9:19.338
6	1:33.782		36.213	31.425	26.144	227.4	15:09.835	6	1:38.373	B	36.037	30.808	31.528	229.8	10:57.711
7	1:32.929		36.060	30.782	26.087	229.3	16:42.764	7	4:55.132		3:54.458	33.318	27.356	105.9	15:52.843
8	1:32.945		36.101	30.698	26.146	231.8	18:15.709	8	1:35.704		37.905	31.573	26.226	208.5	17:28.547
9	1:32.770		35.961	30.642	26.167	228.3	19:48.479	9	1:34.187		36.434	31.114	26.639	232.3	19:02.734
10	1:32.881		35.982	30.708	26.191	229.3	21:21.360	10	1:32.395		35.926	30.547	25.922	233.3	20:35.129
11	1:50.919	B	37.395	34.666	38.858	227.8	23:12.279	11	1:48.196	B	35.876	34.210	38.110	232.8	22:23.325
12	5:36.104		4:38.249	31.231	26.624	108.8	28:48.383	12	7:21.094		6:23.742	31.241	26.111	118.7	29:44.419
13	1:32.873		36.068	30.656	26.149	229.8	30:21.256	13	1:32.448		35.901	30.480	26.067	230.3	31:16.867
17	Nacho TUÑON ESP							23	Rocco CORONEL NLD						
	T-Code TATUUS T-421								MP Motorsport TATUUS T-421						
1	2:23.075	B	57.117	34.513	51.445	103.2	2:23.075	1	1:48.734	B	41.246	32.273	35.215	110.8	1:48.734
2	3:17.029	B	2:11.052	31.238	34.739	103.5	5:40.104	2	2:09.866		1:12.201	31.140	26.525	109.8	3:58.600
3	2:29.875	B	1:24.635	31.031	34.209	110.4	8:09.979	3	1:46.160	B	36.571	31.028	38.561	225.9	5:44.760
4	6:45.123		5:42.143	34.833	28.147	90.6	14:55.102	4	2:41.326	B	1:38.731	30.868	31.727	109.3	8:26.086
5	1:36.887		38.710	31.777	26.400	199.6	16:31.989	5	6:14.379		5:11.706	34.723	27.950	88.9	14:40.465
6	1:33.122		36.352	30.687	26.083	225.0	18:05.111	6	1:36.827		37.968	31.920	26.939	220.0	16:17.292
7	1:32.738		36.032	30.619	26.087	227.4	19:37.849	7	1:32.473		35.929	30.593	25.951	228.3	17:49.765
8	1:32.481		35.871	30.551	26.059	227.8	21:10.330	8	1:32.324		35.886	30.439	25.999	229.3	19:22.089
9	1:52.255	B	36.496	36.386	39.373	227.8	23:02.585	9	1:32.564		35.975	30.590	25.999	231.8	20:54.653
10	5:55.928		4:57.296	31.776	26.856	103.0	28:58.513	10	1:48.815	B	36.116	33.257	39.442	229.8	22:43.468
11	1:32.727		35.959	30.640	26.128	228.8	30:31.240	11	5:52.309		4:55.652	30.619	26.038	113.4	28:35.777
18	Zoe FLORESCU ROU							24	Beau LOWETTE BEL						
	Tecnicar by Amtog TATUUS T-421								TC Racing TATUUS T-421						
1	2:25.981	B	59.304	33.886	52.791	102.6	2:25.981	1	2:37.848	B	1:09.892	33.465	54.491	103.4	2:37.848
2	3:34.225	B	2:20.600	34.068	39.557	106.8	6:00.206	2	2:19.788	B	1:11.606	32.429	35.753	98.6	4:57.636
3	2:55.343	B	1:49.346	31.976	34.021	108.7	8:55.549	3	3:23.805	B	2:17.898	31.395	34.512	81.6	8:21.441
4	6:38.332		5:27.900	39.166	31.266	87.2	15:33.881	4	2:57.732		2:00.414	30.914	26.404	109.0	11:19.173
5	1:44.815		40.958	34.494	29.363	159.8	17:18.696	5	1:33.135		36.208	30.787	26.140	226.4	12:52.308
6	1:34.212		36.607	30.983	26.622	227.8	18:52.908	6	1:33.214		36.345	30.761	26.108	226.4	14:25.522
7	1:36.097		36.425	33.393	26.279	227.4	20:29.005	7	1:33.457		36.092	30.812	26.553	226.4	15:58.979
8	1:45.899	B	36.232	31.385	38.282	228.3	22:14.904								
9	6:45.664		5:47.591	31.685	26.388	107.7	29:00.568								
10	1:33.543		36.246	30.978	26.319	232.3	30:34.111								

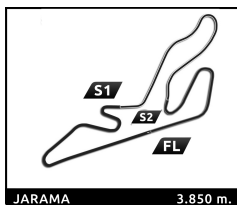


E4 SWC - R2 JARAMA Free Practice 1

Sector Analysis

— Invalidated Lap ■ Personal Best ■ Session Best B Crossing the pit lane

Lap	Time	Sector 1	Sector 2	Sector 3	T.Sp	Elapsed	Lap	Time	Sector 1	Sector 2	Sector 3	T.Sp	Elapsed
72 Maria NETO PRT													
TC Racing TATUUS T-421													
1	2:14.306B	53.869	33.730	46.707	93.2	2:14.306	1	2:44.767B	1:29.238	33.898	41.631	99.5	2:44.767
2	2:37.813B	1:32.015	31.396	34.402	106.4	4:52.119	2	3:43.597B	2:37.551	32.205	33.841	108.0	6:28.364
3	5:24.094	4:18.296	36.082	29.716	82.9	10:16.213	3	2:43.521B	1:39.015	31.568	32.938	109.9	9:11.885
4	1:42.767	41.758	33.897	27.112	168.5	11:58.980	4	5:07.181	4:05.938	33.926	27.317	91.4	14:19.066
5	1:35.908	36.704	30.768	28.436	227.4	13:34.888	5	1:36.500	37.715	32.146	26.639	217.7	15:55.566
6	1:33.759	36.275	31.300	26.184	226.9	15:08.647	6	1:34.725	37.277	31.034	26.414	229.3	17:30.291
7	1:36.853	36.091	34.385	26.377	229.3	16:45.500	7	1:34.496	36.270	30.799	27.427	230.3	19:04.787
8	1:32.858	36.051	30.793	26.014	229.3	18:18.358	8	1:33.549	36.513	30.725	26.311	228.8	20:38.336
9	1:32.354	35.851	30.528	25.975	230.3	19:50.712	9	1:59.005B	38.815	38.685	41.505	230.8	22:37.341
10	1:32.812	36.000	30.716	26.096	230.3	21:23.524	10	6:26.668	5:27.893	31.539	27.236	109.9	29:04.009
11	1:49.743B	38.688	32.350	38.705	200.0	23:13.267	11	1:33.336	36.339	30.705	26.292	229.8	30:37.345
12	5:33.787	4:36.340	31.160	26.287	110.0	28:47.054							
13	1:32.841	36.071	30.644	26.126	229.3	30:19.895							
73 Fausto ARNAUDO ARG													
Monlau Motorsport TATUUS T-421													
1	2:31.703B	1:04.462	32.410	54.831	103.8	2:31.703	1	2:34.794B	1:06.877	33.234	54.683	108.3	2:34.794
2	2:16.841B	1:09.625	31.751	35.465	113.2	4:48.544	2	3:35.759B	2:27.747	32.141	35.871	108.7	6:10.553
3	2:38.814B	1:30.106	31.819	36.889	108.1	7:27.358	3	4:15.782	3:12.913	34.907	27.962	92.5	10:26.335
4	2:08.895B	1:03.857	31.184	33.854	109.1	9:36.253	4	1:38.022	38.598	32.804	26.620	189.8	12:04.357
5	2:08.806B	1:04.332	31.157	33.317	109.3	11:45.059	5	1:34.399	36.755	31.201	26.443	226.4	13:38.756
6	4:57.242	3:56.987	32.823	27.432	105.5	16:42.301	6	1:34.580	36.424	31.724	26.432	227.4	15:13.336
7	1:34.924	37.520	30.950	26.454	225.9	18:17.225	7	1:34.560	36.680	31.108	26.772	229.3	16:47.896
8	1:34.290	37.352	30.615	26.323	228.3	19:51.515	8	1:33.201	36.312	30.691	26.198	229.8	18:21.097
9	1:32.870	36.166	30.619	26.085	231.3	21:24.385	9	1:34.398	37.149	30.862	26.387	229.3	19:55.495
10	1:50.000B	38.337	32.399	39.264	217.7	23:14.385	10	1:43.114B	36.384	30.956	35.774	229.8	21:38.609
11	5:52.975	4:52.296	33.033	27.646	111.7	29:07.360	11	7:15.780	6:17.294	31.915	26.571	111.9	28:54.389
12	1:33.072	36.239	30.668	26.165	228.8	30:40.432	12	1:33.483	36.297	30.944	26.242	227.8	30:27.872
74 Pablo RICCOBONO ESP													
GRS TATUUS T-421													
1	2:46.851	1:44.784	34.469	27.598	86.1	2:46.851	1	2:59.607	1:58.662	33.726	27.219	115.6	2:59.607
2	1:37.270	38.691	31.772	26.807	196.7	4:24.121	2	1:36.870	38.316	31.940	26.614	201.1	4:36.477
3	1:34.879	37.073	31.199	26.607	221.3	5:59.000	3	1:34.247	36.713	31.005	26.529	224.5	6:10.724
4	1:34.571	36.762	31.274	26.535	221.3	7:33.571	4	1:33.099	36.208	30.782	26.109	226.9	7:43.823
5	1:34.140	36.449	31.085	26.606	223.6	9:07.711	5	1:41.113B	36.064	30.582	34.467	227.4	9:24.936
6	1:34.454	36.634	31.303	26.517	225.0	10:42.165	6	4:45.821	3:44.929	33.604	27.288	105.1	14:10.757
7	1:33.698	36.237	31.144	26.317	225.5	12:15.863	7	1:37.115	38.383	32.205	26.527	204.9	15:47.872
8	1:34.174	36.579	31.142	26.453	227.4	13:50.037	8	1:33.201	36.453	30.708	26.040	226.4	17:21.073
9	1:41.749B	36.595	31.754	33.400	225.5	15:31.786	9	1:32.424	35.922	30.454	26.048	229.3	18:53.497
10	3:37.640	2:39.890	31.155	26.595	97.2	19:09.426	10	1:32.627	36.105	30.457	26.065	231.3	20:26.124
11	1:34.089	36.485	31.111	26.493	227.4	20:43.515	11	1:47.747B	35.979	32.071	39.697	230.3	22:13.871
77 Andrej PETROVIC SRB													
T-Code TATUUS T-421													
1	2:26.927	1:24.175	33.922	28.830	92.6	2:26.927	1	2:30.278B	1:01.470	33.731	55.077	109.0	2:30.278
2	1:37.454	39.149	31.790	26.515	200.4	4:04.381	2	2:16.037B	1:10.102	31.751	34.184	113.3	4:46.315
3	1:33.677	36.533	30.854	26.290	226.4	5:38.058	3	2:22.944	1:25.144	31.228	26.572	110.9	7:09.259
4	1:33.387	36.408	30.859	26.120	227.8	7:11.445	4	1:34.037	36.485	31.095	26.457	226.4	8:43.296
5	1:39.547B	36.171	30.937	32.439	230.8	8:50.992	5	1:41.801B	36.440	31.147	34.214	228.3	10:25.097
6	6:24.411	5:16.578	38.133	29.700	85.6	15:15.403	6	5:37.864	4:37.393	33.316	27.155	96.0	16:02.961
7	1:38.954	39.382	32.599	26.973	201.9	16:54.357	7	1:36.276	38.362	31.523	26.391	209.3	17:39.237
8	1:33.481	36.576	30.802	26.103	225.9	18:27.838	8	1:34.282	37.030	31.018	26.234	218.2	19:13.519
9	1:32.724	36.112	30.533	26.079	227.4	20:00.562	9	1:33.133	36.230	30.806	26.097	229.3	20:46.652
10	1:42.925B	36.064	30.604	36.257	231.3	21:43.487							
11	7:13.256	6:13.594	32.953	26.709	114.9	28:56.743							
12	1:33.132	36.322	30.706	26.104	226.9	30:29.875							
78 Maria NETO PRT													
TC Racing TATUUS T-421													
1	2:44.767B	1:29.238	33.898	41.631	99.5	2:44.767	1	2:44.767B	1:29.238	33.898	41.631	99.5	2:44.767
2	3:43.597B	2:37.551	32.205	33.841	108.0	6:28.364	2	3:43.597B	2:37.551	32.205	33.841	108.0	6:28.364
3	2:43.521B	1:39.015	31.568	32.938	109.9	9:11.885	3	2:43.521B	1:39.015	31.568	32.938	109.9	9:11.885
4	5:07.181	4:05.938	33.926	27.317	91.4	14:19.066	4	5:07.181	4:05.938	33.926	27.317	91.4	14:19.066
5	1:36.500	37.715	32.146	26.639	217.7	15:55.566	5	1:36.500	37.715	32.146	26.639	217.7	15:55.566
6	1:34.725	37.277	31.034	26.414	229.3	17:30.291	6	1:34.725	37.277	31.034	26.414	229.3	17:30.291
7	1:34.496	36.270	30.799	27.427	230.3	19:04.787	7	1:34.496	36.270	30.799	27.427	230.3	19:04.787
8	1:33.549	36.513	30.725	26.311	228.8	20:38.336	8	1:33.549	36.513	30.725	26.311	228.8	20:38.336
9	1:59.005B	38.815	38.685	41.505	230.8	22:37.341	9	1:59.005B	38.815	38.685	41.505	230.8	22:37.341
10	6:26.668	5:27.893	31.539	27.236	109.9	29:04.009	10	6:26.668	5:27.893	31.539	27.236	109.9	29:04.009
11	1:33.336	36.339	30.705	26.292	229.8	30:37.345	11	1:33.336	36.339	30.705	26.292	229.8	30:37.345
80 Sebastian FRIGOLET MEX													
DXR TATUUS T-421													
1	2:34.794B	1:06.877	33.234	54.683	108.3	2:34.794	1	2:34.794B	1:06.877	33.234	54.683	108.3	2:34.794
2	3:35.759B	2:27.747	32.141	35.871	108.7	6:10.553	2	3:35.759B	2:27.747	32.141	35.871	108.7	6:10.553
3	4:15.782	3:12.913	34.907	27.962	92.5	10:26.335	3	4:15.782	3:12.913	34.907	27.962	92.5	10:26.335
4	1:38.022	38.598	32.804	26.620	189.8	12:04.357	4	1:38.022	38.598	32.804	26.620	189.8	12:04.357
5	1:34.399	36.755	31.201	26.443	226.4	13:38.756	5	1:34.399	36.755	31.201	26.443	226.4	13:38.756
6	1:34.580	36.424	31.724	26.432	227.4	15:13.336	6	1:34.580	36.424	31.724	26.432	227.4	15:13.336
7	1:34.560	36.680	31.108	26.772	229.3	16:47.896	7	1:34.560	36.680	31.108	26.772	229.3	16:47.896
8	1:33.201	36.312	30.691	26.198	229.8	18:21.097	8	1:33.201	36.312	30.691	26.198	229.8	18:21.097
9	1:34.398	37.149	30.862	26.387	229.3	19:55.495	9	1:34.398	37.149	30.862	26.387	229.3	19:55.495
10	1:43.114B	36.384	30.956	35.774	229.8	21:38.609	10	1:43.114B	36.384	30.956	35.774	229.8	21:38.609
11	7:15.780	6:17.294	31.915	26.571	111.9	28:54.389	11	7:15.780	6:17.294	31.915	26.571	111.9	28:54.389
12	1:33.483	36.297	30.944	26.242	227.8	30:27.872	12	1:33.483	36.297	30.944	26.242	227.8	30:27.872
81 Noah MONTEIRO PRT													
Griffin Core TATUUS T-421													
1	2:59.607	1:58.662	33.726	27.219	115.6	2:59.607	1	2:59.607	1:58.662	33.726	27.219	115.6	2:59.607
2	1:36.870	38.316	31.940	26.614	201.1								



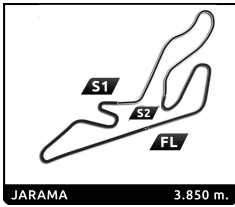
E4 SWC - R2 JARAMA Free Practice 1

Sector Analysis

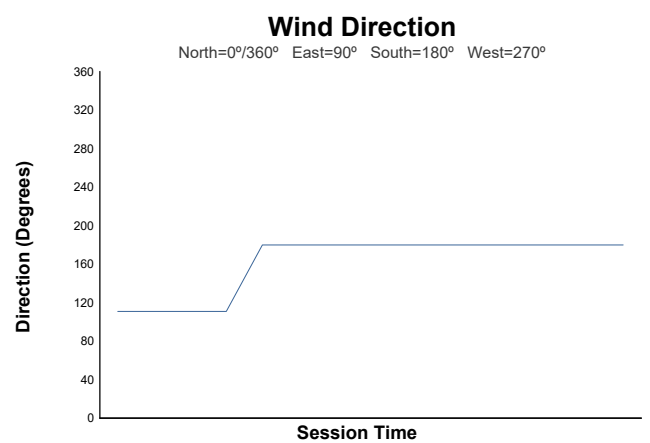
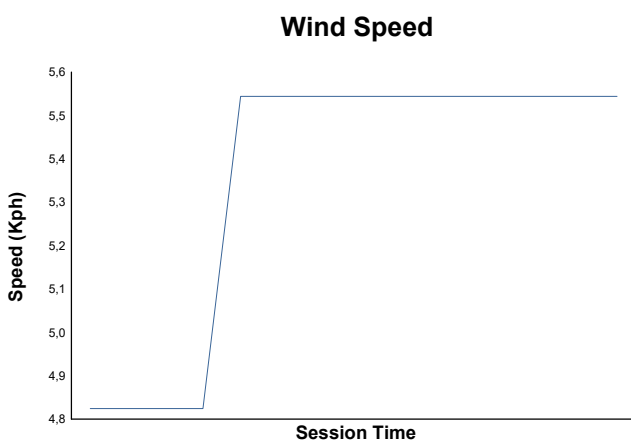
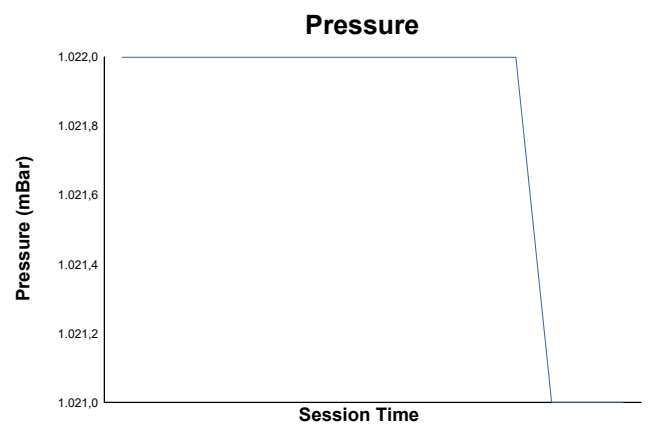
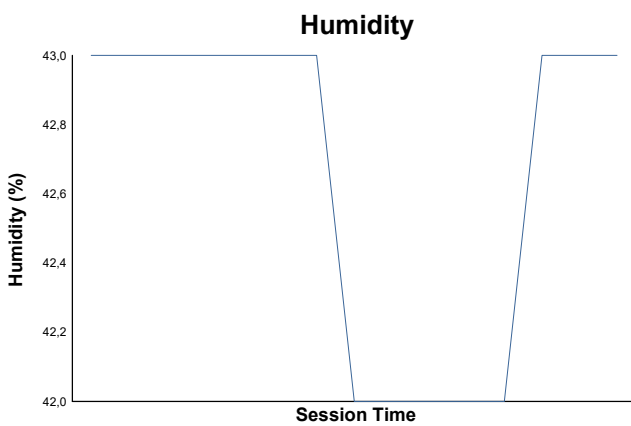
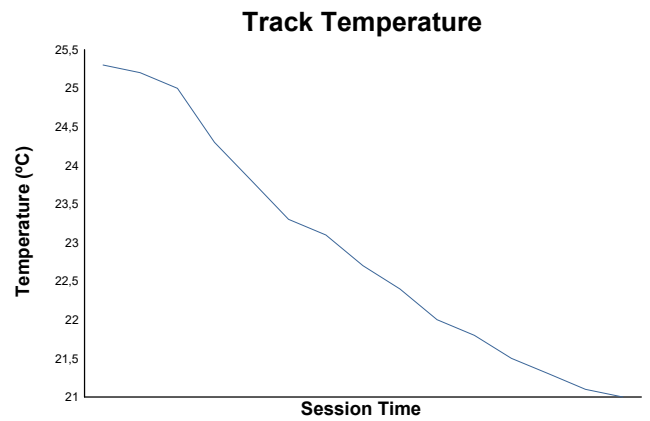
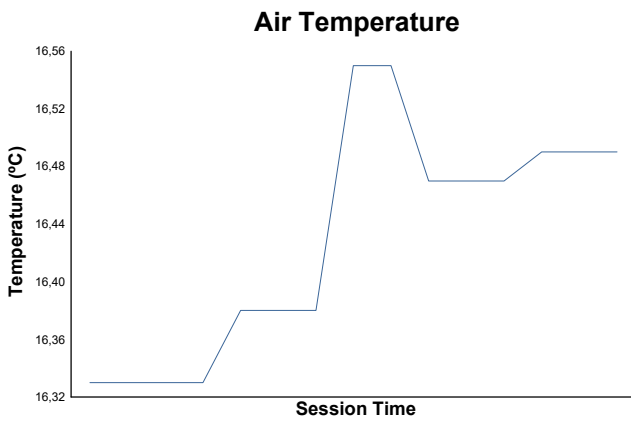
— Invalidated Lap ■ Personal Best ■ Session Best B Crossing the pit lane

Lap	Time	Sector 1	Sector 2	Sector 3	T.Sp	Elapsed	Lap	Time	Sector 1	Sector 2	Sector 3	T.Sp	Elapsed
10	1:53.518 B	36.176	34.846	42.496	230.3	22:40.170							
11	6:23.076	5:24.290	31.955	26.831	113.1	29:03.246							
12	1:33.299	36.185	30.844	26.270	228.3	30:36.545							

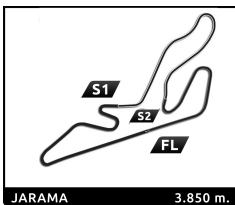
94		Jordan MOODLEY		ZAF		
G4 Racing		TATUUS T-421				
1	2:41.706 B	1:18.673	33.260	49.773	81.6	2:41.706
2	3:29.641	2:30.221	31.961	27.459	106.4	6:11.347
3	1:37.676	37.736	32.529	27.411	225.5	7:49.023
4	1:35.570	37.192	31.475	26.903	225.5	9:24.593
5	1:42.942 B	37.058	31.462	34.422	225.0	11:07.535
6	4:53.679	3:40.262	43.886	29.531	89.4	16:01.214
7	1:42.215	41.262	33.692	27.261	218.2	17:43.429
8	1:37.528	37.818	32.712	26.998	225.5	19:20.957
9	1:35.472	36.881	31.655	26.936	226.4	20:56.429
10	1:49.404 B	36.915	33.860	38.629	227.8	22:45.833
11	6:23.378	5:24.063	31.515	27.800	106.4	29:09.211
12	1:34.867	36.865	31.214	26.788	231.8	30:44.078



SWC - R2 JARAMA E4 Free Practice 1 Weather Report



Track Status: **DRY**



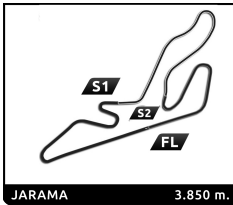
E4 SWC - R2 JARAMA Free Practice 1

Race Director Report

Hour	Flag	Message
13:08:18		FAST LANE OPEN
13:10:00		PIT LANE OPEN
13:31:08	YF	YELLOW FLAG AT TURN 1
13:31:17	RF	RED FLAG
13:31:36		CAR #74 IN GRAVEL BED AT TURN 1 - DRIVER OK
13:34:50		PIT LANE WILL BE OPEN AT 13:37 CONFIRMED
13:37:00	GF	GREEN FLAG
13:42:17		E3 - PIT LANE WILL BE OPEN AT 13:50

Published at: ...13:40.....

Race Director: Luis GONZÁLEZ 	Timekeeper: Alberto ESTÉBANEZ 
---	--



E4 SWC - R2 JARAMA Free Practice 2

Classification

No	Driver	Nat	Team	Car	Cl.	Time	Lap Total	Gap	Kph
1	38 Daniel KELLEHER	IRL	Campos Racing	TATUUS T-421	R	1:32.299	9 10	-	150.2
2	23 Rocco CORONEL	NLD	MP Motorsport	TATUUS T-421	R	1:32.309	9 10	+0.010	150.1
3	46 Nathan TYE	GBR	Drivex	TATUUS T-421		1:32.369	11 12	+0.070	150.1
4	21 Borys LYZEN	POL	KCL Motorsport	TATUUS T-421	R	1:32.436	7 8	+0.137	149.9
5	22 Vivek KANTHAN	USA	Griffin Core	TATUUS T-421		1:32.456	9 10	+0.157	149.9
6	81 Noah MONTEIRO	PRT	Griffin Core	TATUUS T-421		1:32.511	10 10	+0.212	149.8
7	1 Reno FRANCOT	NLD	KCL Motorsport	TATUUS T-421		1:32.599	9 9	+0.300	149.7
8	8 Jacob MICALLEF	MLT	Campos Racing	TATUUS T-421	R	1:32.721	9 10	+0.422	149.5
9	40 Kasper SCHORMANS	NLD	MP Motorsport	TATUUS T-421	R	1:32.753	8 9	+0.454	149.4
10	10 Luna FLUXA	ESP	Campos Racing	TATUUS T-421	R	1:32.815	9 10	+0.516	149.3
11	37 Ty FISHER	CAN	Griffin Core	TATUUS T-421	R	1:32.824	10 10	+0.525	149.3
12	12 Philippe Armand KARRAS	GRC	G4 Racing	TATUUS T-421		1:32.858	10 11	+0.559	149.3
13	77 Andrej PETROVIC	SRB	T-Code	TATUUS T-421		1:32.859	9 10	+0.560	149.3
14	17 Nacho TUÑÓN	ESP	T-Code	TATUUS T-421		1:32.889	9 10	+0.590	149.2
15	44 Elliot KACZYNSKI	SWE	DXR	TATUUS T-421	R	1:32.911	8 8	+0.612	149.2
16	15 Jensen BURNETT	CAN	Drivex	TATUUS T-421	R	1:32.927	6 7	+0.628	149.1
17	73 Fausto ARNAUDO	ARG	Monlau Motorsport	TATUUS T-421	R	1:33.004	10 10	+0.705	149.0
18	7 Felipe REIJS	NLD	MP Motorsport	TATUUS T-421	R	1:33.010	8 9	+0.711	149.0
19	32 Simon BULBARELLA	ARG	Drivex	TATUUS T-421	R	1:33.121	7 8	+0.822	148.8
20	28 Max RADECK	PRT	DXR	TATUUS T-421	R	1:33.130	10 10	+0.831	148.8
21	88 Miki BLASCOS	ESP	Monlau Motorsport	TATUUS T-421	R	1:33.190	10 11	+0.891	148.7
22	24 Beau LOWETTE	BEL	TC Racing	TATUUS T-421	R	1:33.206	7 8	+0.907	148.7
23	39 Louis COCHET	FRA	KCL Motorsport	TATUUS T-421	R	1:33.244	8 9	+0.945	148.6
24	80 Sebastian FRIGOLET	MEX	DXR	TATUUS T-421	R	1:33.276	5 13	+0.977	148.6
25	13 Aleix PIÑERA	ESP	Tecnicar by Amtog	TATUUS T-421	R	1:33.306	9 10	+1.007	148.5
26	18 Zoe FLORESCU	ROU	Tecnicar by Amtog	TATUUS T-421	R	1:33.331	9 10	+1.032	148.5
27	9 Jean Paul KARRAS	GRC	G4 Racing	TATUUS T-421		1:33.342	9 9	+1.043	148.5
28	78 Maria NETO	PRT	TC Racing	TATUUS T-421	R	1:33.444	4 11	+1.145	148.3
29	11 Rahim ALIBHAI	USA	Monlau Motorsport	TATUUS T-421	R	1:33.476	8 10	+1.177	148.3
30	74 Pablo RICCOBONO	ESP	GRS	TATUUS T-421		1:34.524	8 9	+2.225	146.6
31	94 Jorden MOODLEY	ZAF	G4 Racing	TATUUS T-421		1:35.801	5 6	+3.502	144.7
32	70 Dante CIMA	NLD	GRS	TATUUS T-421	R				


Fastest Lap: Lap 9 | Daniel KELLEHER | 1:32.299 | 150.2 Kph

CAR #94 - BEST LAPTIME DELETED - CAUSING A RED FLAG - Art. 30.7

Published at: ...15:50.....

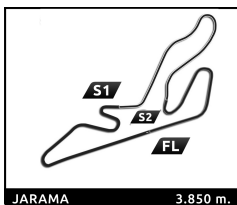
Track Status: **DRY**

Race Director:
Luis GONZÁLEZ



Timekeeper:
Alberto ESTÉBANEZ





E4 SWC - R2 JARAMA Free Practice 2 Classification by Class

No	Driver	Nat	Team	Car	Time	Lap Total	Gap	Kph
R								
1	38 Daniel KELLEHER	IRL	Campos Racing	TATUUS T-421	1:32.299	9 10		150.2
2	23 Rocco CORONEL	NLD	MP Motorsport	TATUUS T-421	1:32.309	9 10	+0.010 +0.010	150.1
3	21 Borys LYZEN	POL	KCL Motorsport	TATUUS T-421	1:32.436	7 8	+0.137 +0.127	149.9
4	8 Jacob MICALLEF	MLT	Campos Racing	TATUUS T-421	1:32.721	9 10	+0.422 +0.285	149.5
5	40 Kasper SCHORMANS	NLD	MP Motorsport	TATUUS T-421	1:32.753	8 9	+0.454 +0.032	149.4
6	10 Luna FLUXA	ESP	Campos Racing	TATUUS T-421	1:32.815	9 10	+0.516 +0.062	149.3
7	37 Ty FISHER	CAN	Griffin Core	TATUUS T-421	1:32.824	10 10	+0.525 +0.009	149.3
8	44 Elliot KAGZYNSKI	SWE	DXR	TATUUS T-421	1:32.911	8 8	+0.612 +0.087	149.2
9	15 Jensen BURNETT	CAN	Drivex	TATUUS T-421	1:32.927	6 7	+0.628 +0.016	149.1
10	73 Fausto ARNAUDO	ARG	Monlau Motorsport	TATUUS T-421	1:33.004	10 10	+0.705 +0.077	149.0
11	7 Felipe REIJS	NLD	MP Motorsport	TATUUS T-421	1:33.010	8 9	+0.711 +0.006	149.0
12	32 Simon BULBARELLA	ARG	Drivex	TATUUS T-421	1:33.121	7 8	+0.822 +0.111	148.8
13	28 Max RADECK	PRT	DXR	TATUUS T-421	1:33.130	10 10	+0.831 +0.009	148.8
14	88 Miki BLASCOS	ESP	Monlau Motorsport	TATUUS T-421	1:33.190	10 11	+0.891 +0.060	148.7
15	24 Beau LOWETTE	BEL	TC Racing	TATUUS T-421	1:33.206	7 8	+0.907 +0.016	148.7
16	39 Louis COCHET	FRA	KCL Motorsport	TATUUS T-421	1:33.244	8 9	+0.945 +0.038	148.6
17	80 Sebastian FRIGOLET	MEX	DXR	TATUUS T-421	1:33.276	5 13	+0.977 +0.032	148.6
18	13 Aleix PIÑERA	ESP	Tecnicar by Amtog	TATUUS T-421	1:33.306	9 10	+1.007 +0.030	148.5
19	18 Zoe FLORESCU	ROU	Tecnicar by Amtog	TATUUS T-421	1:33.331	9 10	+1.032 +0.025	148.5
20	78 Maria NETO	PRT	TC Racing	TATUUS T-421	1:33.444	4 11	+1.145 +0.113	148.3
21	11 Rahim ALIBHAI	USA	Monlau Motorsport	TATUUS T-421	1:33.476	8 10	+1.177 +0.032	148.3
22	70 Dante CIMA	NLD	GRS	TATUUS T-421				

CAR #94 - BEST LAPTIME DELETED - CAUSING A RED FLAG - Art. 30.7

Published at:15:50.....

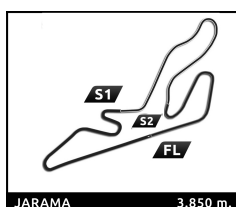
Track Status: **DRY**

Race Director:
Luis GONZÁLEZ



Timekeeper:
Alberto ESTÉBANEZ

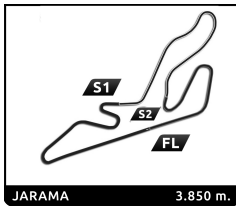




E4 SWC - R2 JARAMA Free Practice 2

Best Top Speed

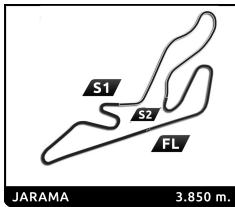
No Driver	Team	Class	Top 1		Top 2		Top 3		Top 4		Top 5		Avg
			Kph	Lap	Kph	Lap	Kph	Lap	Kph	Lap	Kph	Lap	
24	Beau LOWETTE	TC Racing	232.3	6	231.3	8	230.3	7	227.4	5	109.5	3	206,2
21	Borys LYZEN	KCL Motorsport	231.8	6	230.8	8	229.3	7	225.0	5	108.9	3	205,2
73	Fausto ARNAUDO	Monlau Motorsport	231.8	6	230.3	5	229.8	9	228.8	10	228.3	4	229,8
77	Andrej PETROVIC	T-Code	231.8	10	231.3	4	230.8	9	230.8	8	228.3	7	230,6
80	Sebastian FRIGOLET	DXR	231.8	12	231.3	13	231.3	6	230.3	5	229.8	7	230,9
22	Vivek KANTHAN	Griffin Core	231.3	5	230.3	10	228.8	9	228.8	6	228.3	8	229,5
37	Ty FISHER	Griffin Core	231.3	5	230.8	10	229.3	6	228.3	9	217.3	8	227,4
40	Kasper SCHORMANS	MP Motorsport	231.3	8	230.3	7	229.8	4	228.8	9	227.8	6	229,6
46	Nathan TYE	Drivex	231.3	11	231.3	12	230.3	10	229.3	6	228.8	5	230,2
81	Noah MONTEIRO	Griffin Core	231.3	10	229.8	6	229.3	8	228.3	9	227.8	5	229,3
8	Jacob MICALLEF	Campos Racing	230.8	9	229.8	2	228.8	10	228.8	8	228.8	5	229,4
11	Rahim ALIBHAI	Monlau Motorsport	230.8	5	230.3	9	229.8	10	229.3	4	228.8	8	229,8
44	Elliot KACZYNSKI	DXR	230.8	7	230.8	8	230.3	6	192.2	5	110.3	1	198,9
12	Philippe Armand KARRAS	G4 Racing	230.3	6	229.8	11	228.8	10	228.8	5	227.8	3	229,1
15	Jensen BURNETT	Drivex	230.3	5	229.8	6	229.3	7	213.9	4	110.3	1	202,7
28	Max RADECK	DXR	230.3	10	229.3	9	228.3	8	227.4	4	224.1	3	227,9
32	Simon BULBARELLA	Drivex	230.3	7	229.8	6	229.8	8	216.9	5	115.8	1	204,5
38	Daniel KELLEHER	Campos Racing	230.3	6	229.3	5	228.8	10	226.4	9	221.3	2	227,2
39	Louis COCHET	KCL Motorsport	230.3	7	230.3	8	229.3	9	225.9	4	223.1	6	227,8
1	Reno FRANCO	KCL Motorsport	229.8	4	229.3	8	228.8	9	227.8	7	225.9	6	228,3
18	Zoe FLORESCU	Tecnicar by Amtog	229.8	10	228.3	8	227.8	9	224.1	7	219.1	4	225,8
23	Rocco CORONEL	MP Motorsport	229.8	10	229.8	8	229.3	4	227.8	9	224.5	7	228,2
10	Luna FLUXA	Campos Racing	229.3	10	229.3	6	229.3	9	228.3	5	227.4	8	228,7
88	Miki BLASCOS	Monlau Motorsport	229.3	6	228.8	11	228.3	10	228.3	9	228.3	5	228,6
7	Felipe REIJS	MP Motorsport	228.8	7	228.3	8	228.3	9	227.4	6	209.3	2	224,4
9	Jean Paul KARRAS	G4 Racing	228.8	7	228.8	9	227.4	8	215.1	6	110.5	4	202,1
17	Nacho TUÑON	T-Code	228.8	10	228.3	8	228.3	9	225.5	7	225.0	4	227,2
78	Maria NETO	TC Racing	228.8	6	228.3	5	228.3	7	228.3	11	227.8	10	228,3
74	Pablo RICCOBONO	GRS	227.4	3	226.4	4	226.4	8	225.9	9	223.1	5	225,8
94	Jorden MOODLEY	G4 Racing	227.4	5	226.4	4	225.9	6	224.1	3	220.9	2	224,9
13	Aleix PIÑERA	Tecnicar by Amtog	226.4	10	226.4	9	225.5	4	225.0	8	222.2	7	225,1
70	Dante CIMA	GRS											



E4 SWC - R2 JARAMA Free Practice 2

Best Sector Times

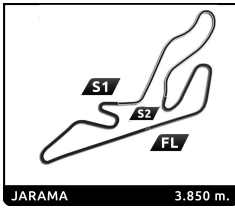
Sector 1			Sector 2			Sector 3			Ideal Lap	Best Lap
Pos	No Driver	Time	No Driver	Time	No Driver	Time	Pos	No Driver		
1	23 R.CORONEL	35.777	21 B.LYZEN	30.427	38 D.KELLEHER	25.938	1	38 D.KELLEHER	1:32.191	1:32.299 (1)
2	38 D.KELLEHER	35.789	37 T.FISHER	30.459	10 L.FLUXA	25.959	2	23 R.CORONEL	1:32.295	1:32.309 (2)
3	46 N.TYE	35.868	38 D.KELLEHER	30.464	23 R.CORONEL	25.964	3	46 N.TYE	1:32.360	1:32.369 (3)
4	1 R.FRANCOT	35.929	46 N.TYE	30.470	22 V.KANTHAN	25.966	4	21 B.LYZEN	1:32.436	1:32.436 (4)
5	17 N.TUÑON	35.930	81 N.MONTEIRO	30.490	81 N.MONTEIRO	26.019	5	22 V.KANTHAN	1:32.456	1:32.456 (5)
6	22 V.KANTHAN	35.937	40 K.SCHORMANS	30.550	46 N.TYE	26.022	6	81 N.MONTEIRO	1:32.511	1:32.511 (6)
7	21 B.LYZEN	35.939	22 V.KANTHAN	30.553	1 R.FRANCOT	26.031	7	40 K.SCHORMANS	1:32.540	1:32.753 (9)
8	40 K.SCHORMANS	35.953	23 R.CORONEL	30.554	40 K.SCHORMANS	26.037	8	1 R.FRANCOT	1:32.583	1:32.599 (7)
9	32 S.BULBARELLA	35.979	12 P.KARRAS	30.587	21 B.LYZEN	26.070	9	10 L.FLUXA	1:32.616	1:32.815 (10)
10	44 E.KACZYNSKI	35.991	8 J.MICALLEF	30.595	77 A.PETROVIC	26.095	10	37 T.FISHER	1:32.642	1:32.824 (11)
11	8 J.MICALLEF	36.001	73 F.ARNAUDO	30.597	8 J.MICALLEF	26.125	11	8 J.MICALLEF	1:32.721	1:32.721 (8)
12	81 N.MONTEIRO	36.002	15 J.BURNETT	30.607	15 J.BURNETT	26.126	12	15 J.BURNETT	1:32.767	1:32.927 (16)
13	37 T.FISHER	36.003	1 R.FRANCOT	30.623	73 F.ARNAUDO	26.130	13	12 P.KARRAS	1:32.790	1:32.858 (12)
14	12 P.KARRAS	36.005	39 L.COCHET	30.626	44 E.KACZYNSKI	26.154	14	77 A.PETROVIC	1:32.793	1:32.859 (13)
15	77 A.PETROVIC	36.016	24 B.LOWETTE	30.628	13 A.PIÑERA	26.170	15	17 N.TUÑON	1:32.799	1:32.889 (14)
16	10 L.FLUXA	36.018	10 L.FLUXA	30.639	37 T.FISHER	26.180	16	44 E.KACZYNSKI	1:32.832	1:32.911 (15)
17	15 J.BURNETT	36.034	32 S.BULBARELLA	30.644	17 N.TUÑON	26.181	17	32 S.BULBARELLA	1:32.905	1:33.121 (19)
18	7 F.REIJS	36.122	7 F.REIJS	30.648	28 M.RADECK	26.182	18	73 F.ARNAUDO	1:32.925	1:33.004 (17)
19	28 M.RADECK	36.170	11 R.ALIBHAI	30.657	9 J.KARRAS	26.193	19	7 F.REIJS	1:33.010	1:33.010 (18)
20	18 Z.FLORESCU	36.179	28 M.RADECK	30.665	12 P.KARRAS	26.198	20	28 M.RADECK	1:33.017	1:33.130 (20)
21	88 M.BLASCOS	36.179	77 A.PETROVIC	30.682	78 M.NETO	26.217	21	39 L.COCHET	1:33.103	1:33.244 (23)
22	80 S.FRIGOLET	36.184	44 E.KACZYNSKI	30.687	80 S.FRIGOLET	26.233	22	80 S.FRIGOLET	1:33.109	1:33.276 (24)
23	73 F.ARNAUDO	36.198	17 N.TUÑON	30.688	88 M.BLASCOS	26.240	23	13 A.PIÑERA	1:33.133	1:33.306 (25)
24	13 A.PIÑERA	36.216	80 S.FRIGOLET	30.692	7 F.REIJS	26.240	24	88 M.BLASCOS	1:33.157	1:33.190 (21)
25	39 L.COCHET	36.225	88 M.BLASCOS	30.738	39 L.COCHET	26.252	25	24 B.LOWETTE	1:33.166	1:33.206 (22)
26	24 B.LOWETTE	36.242	13 A.PIÑERA	30.747	11 R.ALIBHAI	26.253	26	78 M.NETO	1:33.244	1:33.444 (28)
27	78 M.NETO	36.245	78 M.NETO	30.782	32 S.BULBARELLA	26.282	27	11 R.ALIBHAI	1:33.268	1:33.476 (29)
28	9 J.KARRAS	36.294	18 Z.FLORESCU	30.792	24 B.LOWETTE	26.296	28	9 J.KARRAS	1:33.295	1:33.342 (27)
29	11 R.ALIBHAI	36.358	9 J.KARRAS	30.808	18 Z.FLORESCU	26.360	29	18 Z.FLORESCU	1:33.331	1:33.331 (26)
30	74 P.RICCOBONO	36.748	74 P.RICCOBONO	31.032	74 P.RICCOBONO	26.394	30	74 P.RICCOBONO	1:34.174	1:34.524 (30)
31	94 J.MOODLEY	37.117	94 J.MOODLEY	31.338	94 J.MOODLEY	26.857	31	94 J.MOODLEY	1:35.312	1:35.801 (31)



E4 SWC - R2 JARAMA Free Practice 2







Fastest Lap Sequence

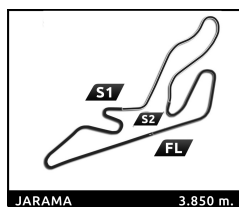
Elapsed	No Driver	Team	Car	Class	Time	Kph	Lap
3:28.845	46 Nathan TYE	Drivex	TATUUS T-421		1:36.682	143.4	2
3:32.549	28 Max RADECK	DXR	TATUUS T-421	R	1:36.100	144.2	2
5:02.593	46 Nathan TYE	Drivex	TATUUS T-421		1:33.748	147.8	3
6:54.521	88 Miki BLASCOS	Monlau Motorsport	TATUUS T-421	R	1:33.747	147.8	4
6:55.865	73 Fausto ARNAUDO	Monlau Motorsport	TATUUS T-421	R	1:33.546	148.2	4
7:17.637	80 Sebastian FRIGOLET	DXR	TATUUS T-421	R	1:33.524	148.2	4
7:54.705	78 Maria NETO	TC Racing	TATUUS T-421	R	1:33.444	148.3	4
8:09.781	46 Nathan TYE	Drivex	TATUUS T-421		1:33.432	148.3	5
8:29.066	73 Fausto ARNAUDO	Monlau Motorsport	TATUUS T-421	R	1:33.201	148.7	5
9:53.614	81 Noah MONTEIRO	Griffin Core	TATUUS T-421		1:32.940	149.1	5
10:07.001	22 Vivek KANTHAN	Griffin Core	TATUUS T-421		1:32.880	149.2	5
27:47.957	23 Rocco CORONEL	MP Motorsport	TATUUS T-421	R	1:32.521	149.8	8
28:34.023	22 Vivek KANTHAN	Griffin Core	TATUUS T-421		1:32.456	149.9	9
28:50.968	38 Daniel KELLEHER	Campos Racing	TATUUS T-421	R	1:32.299	150.2	9



E4 SWC - R2 JARAMA Free Practice 2

Flag Analysis

Flag	Time
	GREEN FLAG 15:20:00.000
	RED FLAG 15:31:57.689
	GREEN FLAG 15:43:01.591
	YELLOW FLAG AT SECTOR 1 15:49:19.624
	GREEN FLAG AT SECTOR 1 15:49:33.055
	CHEQUERED FLAG 15:50:00.000

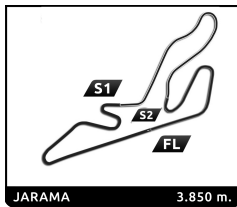


E4 SWC - R2 JARAMA Free Practice 2

Sector Analysis

— Invalidated Lap ■ Personal Best ■ Session Best ■ Crossing the pit lane

Lap	Time	Sector 1	Sector 2	Sector 3	T.Sp	Elapsed	Lap	Time	Sector 1	Sector 2	Sector 3	T.Sp	Elapsed		
1	Reno FRANCO	NLD						6	1:41.399	B 36.395	30.915	34.089	229.3	12:42.283	
	KCL Motorsport	TATUUS T-421						7	13:03.990	...	31.971	26.735	108.0	25:46.273	
1	1:56.757	B 44.577	31.783	40.397	111.3	1:56.757	8	1:33.531	36.753	30.679	26.099	227.4	27:19.804		
2	2:27.425	B 1:17.800	31.180	38.445	109.0	4:24.182	9	1:32.815	36.217	30.639	25.959	229.3	28:52.619		
3	2:54.496	1:57.079	31.074	26.343	110.1	7:18.678	10	1:32.880	36.018	30.735	26.127	229.3	30:25.499		
4	1:40.446	B 36.252	30.673	33.521	229.8	8:59.124									
5	15:50.091	...	32.873	27.054	100.1	24:49.215									
6	1:34.227	36.950	30.925	26.352	225.9	26:23.442									
7	1:32.813	36.061	30.623	26.129	227.8	27:56.255									
8	1:32.915	36.078	30.745	26.092	229.3	29:29.170									
9	1:32.599	35.929	30.639	26.031	228.8	31:01.769									
7	Felipe REIJS	NLD						11	Rahim ALIBHAI	USA					
	MP Motorsport	TATUUS T-421							Monlau Motorsport	TATUUS T-421					
1	1:41.835	42.848	32.005	26.982	115.3	1:41.835	1	2:10.564	1:08.600	34.139	27.825	107.0	2:10.564		
2	1:46.764	B 37.533	31.714	37.517	209.3	3:28.599	2	1:36.683	37.473	31.887	27.323	224.5	3:47.247		
3	2:11.728	B 1:05.895	31.468	34.365	109.9	5:40.327	3	1:35.587	36.822	31.410	27.355	228.3	5:22.834		
4	2:38.296	B 1:30.845	31.449	36.002	110.4	8:18.623	4	1:34.009	36.584	30.778	26.647	229.3	6:56.843		
5	16:28.643	...	33.045	27.011	105.0	24:47.266	5	1:39.062	B 36.358	30.947	31.757	230.8	8:35.905		
6	1:34.302	37.117	30.880	26.305	227.4	26:21.568	6	16:36.244	...	33.181	27.372	102.5	25:12.149		
7	1:33.382	36.320	30.724	26.338	228.8	27:54.950	7	1:36.443	37.587	32.221	26.635	217.3	26:48.592		
8	1:33.010	36.122	30.648	26.240	228.3	29:27.960	8	1:33.476	36.457	30.657	26.362	228.8	28:22.068		
9	1:33.399	36.146	30.798	26.455	228.3	31:01.359	9	1:33.605	36.527	30.825	26.253	230.3	29:55.673		
							10	1:33.787	36.467	30.839	26.481	229.8	31:29.460		
8	Jacob MICALLEF	MLT						12	Philippe Armand KARRAS	GRC					
	Campos Racing	TATUUS T-421							G4 Racing	TATUUS T-421					
1	2:17.569	1:16.626	33.351	27.592	113.0	2:17.569	1	2:37.031	1:35.104	33.659	28.268	102.5	2:37.031		
2	1:54.799	B 37.690	35.017	42.092	229.8	4:12.368	2	1:38.185	39.350	32.162	26.673	189.1	4:15.216		
3	2:46.643	B 1:40.050	31.043	35.550	106.6	6:59.011	3	1:34.121	36.799	30.909	26.413	227.8	5:49.337		
4	2:06.515	1:09.235	30.904	26.376	107.5	9:05.526	4	1:33.556	36.374	30.836	26.346	225.9	7:22.893		
5	1:33.370	36.341	30.809	26.220	228.8	10:38.896	5	1:33.415	36.236	30.870	26.309	228.8	8:56.308		
6	1:41.090	B 36.616	30.714	33.760	228.3	12:19.986	6	1:39.294	B 36.146	30.936	32.212	230.3	10:35.602		
7	13:12.674	...	32.089	26.649	108.8	25:32.660	7	14:39.519	...	33.516	27.978	105.4	25:15.121		
8	1:33.846	36.579	30.611	26.656	228.8	27:06.506	8	1:35.755	37.790	31.381	26.584	221.3	26:50.876		
9	1:32.721	36.001	30.595	26.125	230.8	28:39.227	9	1:33.336	36.259	30.746	26.331	227.4	28:24.212		
10	1:38.590	B 36.251	30.831	31.508	228.8	30:17.817	10	1:32.858	36.005	30.655	26.198	228.8	29:57.070		
9	Jean Paul KARRAS	GRC						13	Aleix PIÑERA	ESP					
	G4 Racing	TATUUS T-421							Tecnicar by Amtog	TATUUS T-421					
1	2:24.065	B 1:10.698	34.627	38.740	100.6	2:24.065	1	2:15.001	1:08.447	36.555	29.999	93.4	2:15.001		
2	2:17.242	B 1:00.821	31.972	44.449	107.5	4:41.307	2	1:44.232	42.300	33.932	28.000	180.6	3:59.233		
3	3:10.774	B 1:59.214	32.046	39.514	106.9	7:52.081	3	1:40.124	39.843	32.973	27.308	193.9	5:39.357		
4	2:16.230	B 1:09.004	31.592	35.634	110.5	10:08.311	4	1:46.549	B 37.653	31.413	37.483	225.5	7:25.906		
5	15:07.869	...	33.971	27.367	97.1	25:16.180	5	2:37.115	B 1:18.104	35.964	43.047	110.9	10:03.021		
6	1:35.659	37.829	31.230	26.600	215.1	26:51.839	6	15:05.860	...	33.971	27.730	97.4	25:08.881		
7	1:33.593	36.403	30.896	26.294	228.8	28:25.432	7	1:34.553	37.230	30.991	26.332	222.2	26:43.434		
8	1:33.448	36.318	30.808	26.322	227.4	29:58.880	8	1:33.546	36.417	30.959	26.170	225.0	28:16.980		
9	1:33.342	36.294	30.855	26.193	228.8	31:32.222	9	1:33.306	36.323	30.747	26.236	226.4	29:50.286		
							10	1:41.568	B 36.216	30.826	34.526	226.4	31:31.854		
10	Luna FLUXA	ESP						15	Jensen BURNETT	CAN					
	Campos Racing	TATUUS T-421							Drivex	TATUUS T-421					
1	2:36.172	B 1:28.600	33.335	34.237	109.0	2:36.172	1	2:19.428	B 1:07.138	34.752	37.538	110.3	2:19.428		
2	2:41.418	B 1:35.587	32.303	33.528	91.9	5:17.590	2	2:48.494	B 1:43.884	31.281	33.329	108.2	5:07.922		
3	2:35.039	1:37.281	31.159	26.599	109.0	7:52.629	3	19:47.037	...	32.922	27.154	106.7	24:54.959		
4	1:34.396	36.618	31.255	26.523	226.9	9:27.025	4	1:35.627	37.690	31.555	26.382	213.9	26:30.586		
5	1:33.859	36.460	31.035	26.364	228.3	11:00.884	5	1:33.026	36.234	30.666	26.126	230.3	28:03.612		
							6	1:32.927	36.051	30.607	26.269	229.8	29:36.539		
							7	1:32.961	36.034	30.756	26.171	229.3	31:09.500		



E4 SWC - R2 JARAMA Free Practice 2

Sector Analysis

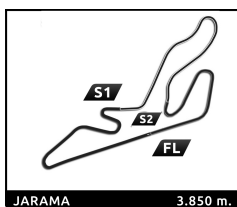
— Invalidated Lap

■ Personal Best

■ Session Best

B Crossing the pit lane

Lap	Time	Sector 1	Sector 2	Sector 3	T.Sp	Elapsed	Lap	Time	Sector 1	Sector 2	Sector 3	T.Sp	Elapsed
17 Nacho TUÑON ESP													
T-Code TATUUS T-421													
1	2:05.498	1:01.532	35.179	28.787	92.9	2:05.498	5	2:10.615 B	1:08.602	30.925	31.088	112.3	10:54.170
2	1:39.553	39.421	32.982	27.150	201.1	3:45.051	6	13:47.861	...	31.776	26.654	106.7	24:42.031
3	1:37.995	37.522	32.634	27.839	221.3	5:23.046	7	1:33.405	36.617	30.654	26.134	224.5	26:15.436
4	1:35.532	36.894	31.065	27.573	225.0	6:58.578	8	1:32.521	35.998	30.554	25.969	229.8	27:47.957
5	1:52.227 B	39.872	36.038	36.317	191.5	8:50.805	9	1:32.309	35.777	30.568	25.964	227.8	29:20.266
6	16:11.978	...	34.013	26.989	99.1	25:02.783	10	1:32.440	35.782	30.645	26.013	229.8	30:52.706
7	1:35.449	36.885	32.136	26.428	225.5	26:38.232							
8	1:33.026	36.135	30.710	26.181	228.3	28:11.258							
9	1:32.889	35.930	30.778	26.181	228.3	29:44.147							
10	1:33.027	35.982	30.688	26.357	228.8	31:17.174							
18 Zoe FLORESCU ROU													
Tecnicar by Amtog TATUUS T-421													
1	2:14.875	1:03.955	37.990	32.930	96.6	2:14.875							
2	1:55.293	47.318	38.124	29.851	135.2	4:10.168							
3	1:43.926	42.424	34.471	27.031	177.9	5:54.094							
4	1:35.014	37.227	31.210	26.577	219.1	7:29.108							
5	2:12.102 B	43.360	46.189	42.553	165.1	9:41.210							
6	15:24.920	...	34.494	27.260	110.9	25:06.130							
7	1:34.790	37.086	31.283	26.421	224.1	26:40.920							
8	1:34.068	36.453	31.036	26.579	228.3	28:14.988							
9	1:33.331	36.179	30.792	26.360	227.8	29:48.319							
10	1:33.664	36.203	31.042	26.419	229.8	31:21.983							
21 Borys LYZEN POL													
KCL Motorsport TATUUS T-421													
1	2:02.755 B	46.914	32.431	43.410	101.3	2:02.755							
2	2:32.824 B	1:20.425	31.633	40.766	107.8	4:35.579							
3	3:00.007 B	1:54.113	30.767	35.127	108.9	7:35.586							
4	17:14.585	...	33.126	29.440	108.1	24:50.171							
5	1:34.152	37.211	30.711	26.230	225.0	26:24.323							
6	1:33.738	36.192	30.611	26.935	231.8	27:58.061							
7	1:32.436	35.939	30.427	26.070	229.3	29:30.497							
8	1:33.356	36.065	30.575	26.716	230.8	31:03.853							
22 Vivek KANTHAN USA													
Griffin Core TATUUS T-421													
1	2:15.099	1:12.841	33.240	29.018	108.2	2:15.099							
2	1:43.635 B	38.023	31.544	34.068	198.2	3:58.734							
3	2:21.340 B	1:16.561	30.939	33.840	108.8	6:20.074							
4	2:14.047	1:14.011	30.746	29.290	108.9	8:34.121							
5	1:32.880	35.950	30.671	26.259	231.3	10:07.001							
6	1:37.613 B	35.969	30.768	30.876	228.8	11:44.614							
7	13:43.661	...	31.745	26.643	106.7	25:28.275							
8	1:33.292	36.508	30.677	26.107	228.3	27:01.567							
9	1:32.456	35.937	30.553	25.966	228.8	28:34.023							
10	1:33.045	36.299	30.653	26.093	230.3	30:07.068							
23 Rocco CORONEL NLD													
MP Motorsport TATUUS T-421													
1	1:48.688 B	41.287	32.535	34.866	111.9	1:48.688							
2	2:25.665 B	1:12.741	34.971	37.953	108.4	4:14.353							
3	2:50.015	1:48.723	30.961	30.331	109.9	7:04.368							
4	1:39.187 B	36.499	31.223	31.465	229.3	8:43.555							
24 Beau LOWETTE BEL													
TC Racing TATUUS T-421													
1	2:15.525 B	1:04.997	34.469	36.059	108.8	2:15.525							
2	2:11.499 B	1:02.279	31.397	37.823	108.5	4:27.024							
3	3:37.992 B	2:34.589	31.208	32.195	109.5	8:05.016							
4	16:59.768	...	32.348	26.538	103.5	25:04.784							
5	1:34.649	36.677	31.173	26.799	227.4	26:39.433							
6	1:33.993	36.699	30.886	26.408	232.3	28:13.426							
7	1:33.206	36.242	30.628	26.336	230.3	29:46.632							
8	1:33.439	36.274	30.869	26.296	231.3	31:20.071							
28 Max RADECK PRT													
DXR TATUUS T-421													
1	1:56.449	54.339	33.838	28.272	109.0	1:56.449							
2	1:36.100	38.024	31.439	26.637	210.5	3:32.549							
3	1:34.224	36.657	31.153	26.414	224.1	5:06.773							
4	1:43.151 B	36.527	31.222	35.402	227.4	6:49.924							
5	5:40.385 B	4:26.829	35.058	38.498	99.7	12:30.309							
6	12:26.984	...	33.015	27.076	106.5	24:57.293							
7	1:37.352	37.978	32.869	26.505	212.6	26:34.645							
8	1:33.872	36.559	30.882	26.431	228.3	28:08.517							
9	1:33.771	36.641	30.665	26.465	229.3	29:42.288							
10	1:33.130	36.170	30.778	26.182	230.3	31:15.418							
32 Simon BULBARELLA ARG													
Drivex TATUUS T-421													
1	2:10.383 B	52.497	33.332	44.554	115.8	2:10.383							
2	2:48.067 B	1:38.020	31.964	38.083	105.1	4:58.450							
3	7:28.668 B	6:15.680	35.672	37.316	98.5	12:27.118							
4	12:28.892	...	32.657	27.006	104.3	24:56.010							
5	1:37.140	38.142	32.471	26.527	216.9	26:33.150							
6	1:33.277	36.136	30.644	26.497	229.8	28:06.427							
7	1:33.121	35.979	30.856	26.286	230.3	29:39.548							
8	1:33.268	36.229	30.757	26.282	229.8	31:12.816							
37 Ty FISHER CAN													
Griffin Core TATUUS T-421													
1	2:15.639	1:15.533	32.505	27.601	107.7	2:15.639							
2	1:44.725 B	38.497	32.383	33.845	206.9	4:00.364							
3	2:36.980 B	1:33.778	30.697	32.505	79.2	6:37.344							
4	2:04.288	1:06.709	30.855	26.724	110.4	8:41.632							
5	1:33.547	36.329	30.868	26.350	231.3	10:15.179							
6	1:36.627 B	36.337	30.895	31.395	229.3	11:53.806							
7	13:36.936	...	31.906	27.262	103.5	25:30.742							
8	1:34.042	36.784	30.906	26.352	217.3	27:04.784							
9	1:32.856	36.092	30.459	26.305	228.3	28:37.640							
10	1:32.824	36.003	30.641	26.180	230.8	30:10.464							
38 Daniel KELLEHER IRL													
Campos Racing TATUUS T-421													

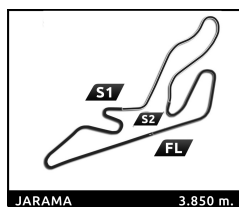


E4 SWC - R2 JARAMA Free Practice 2

Sector Analysis

— Invalidated Lap ■ Personal Best ■ Session Best B Crossing the pit lane

Lap	Time	Sector 1	Sector 2	Sector 3	T.Sp	Elapsed	Lap	Time	Sector 1	Sector 2	Sector 3	T.Sp	Elapsed
39 Louis COCHET FRA													
KCL Motorsport TATUUS T-421													
1	2:07.192	B	49.484	33.544	44.164	104.1	2:07.192						
2	2:49.865	B	1:30.035	31.890	47.940	105.7	4:57.057						
3	2:49.622		1:51.500	31.343	26.779	108.9	7:46.679						
4	1:41.462	B	36.963	31.669	32.830	225.9	9:28.141						
5	15:22.812		...	32.763	27.784	104.1	24:50.953						
6	1:34.501		37.347	30.871	26.283	223.1	26:25.454						
7	1:33.877		36.343	30.626	26.908	230.3	27:59.331						
8	1:33.244		36.225	30.657	26.362	230.3	29:32.575						
9	1:33.399		36.344	30.803	26.252	229.3	31:05.974						
40 Kasper SCHORMANS NLD													
MP Motorsport TATUUS T-421													
1	1:54.831	B	45.218	31.591	38.022	104.0	1:54.831						
2	2:20.797	B	1:10.117	31.912	38.768	108.4	4:15.628						
3	2:55.126		1:58.056	30.715	26.355	109.5	7:10.754						
4	1:41.503	B	36.476	30.779	34.248	229.8	8:52.257						
5	15:53.340		...	32.395	26.938	109.2	24:45.597						
6	1:33.586		36.841	30.550	26.195	227.8	26:19.183						
7	1:32.954		36.343	30.574	26.037	230.3	27:52.137						
8	1:32.753		35.953	30.589	26.211	231.3	29:24.890						
9	1:32.968		36.128	30.646	26.194	228.8	30:57.858						
44 Elliot KACZYNSKI SWE													
DXR TATUUS T-421													
1	2:12.245	B	56.089	34.031	42.125	110.3	2:12.245						
2	2:48.689	B	1:43.728	31.400	33.561	107.0	5:00.934						
3	7:16.979	B	6:09.279	33.705	33.995	109.5	12:17.913						
4	12:36.542		...	32.943	27.168	108.8	24:54.455						
5	1:36.980		38.629	32.030	26.321	192.2	26:31.435						
6	1:33.014		36.145	30.701	26.168	230.3	28:04.449						
7	1:32.954		36.113	30.687	26.154	230.8	29:37.403						
8	1:32.911		35.991	30.747	26.173	230.8	31:10.314						
46 Nathan TYE GBR													
Drivex TATUUS T-421													
1	1:52.163		51.309	33.044	27.810	102.2	1:52.163						
2	1:36.682		38.014	31.577	27.091	223.1	3:28.845						
3	1:33.748		36.556	30.782	26.410	226.4	5:02.593						
4	1:33.756		36.298	31.113	26.345	228.8	6:36.349						
5	1:33.432		36.266	30.727	26.439	228.8	8:09.781						
6	1:33.696		36.341	31.094	26.261	229.3	9:43.477						
7	1:39.306	B	36.314	30.840	32.152	228.8	11:22.783						
8	13:31.143		...	32.837	27.236	91.8	24:53.926						
9	1:35.294		37.913	31.278	26.103	191.5	26:29.220						
73 Fausto ARNAUDO ARG													
Monlau Motorsport TATUUS T-421													
1	2:08.087		1:06.564	34.285	27.238	107.6	2:08.087						
2	1:38.234		38.647	32.419	27.168	191.8	3:46.321						
3	1:35.998		36.988	31.264	27.746	227.8	5:22.319						
4	1:33.546		36.426	30.803	26.317	228.3	6:55.865						
5	1:33.201		36.253	30.660	26.288	230.3	8:29.066						
6	1:43.286	B	36.216	30.697	36.373	231.8	10:12.352						
7	15:16.249		...	31.839	27.357	76.1	25:28.601						
8	1:33.965		36.895	30.768	26.302	227.8	27:02.566						
9	1:33.341		36.203	31.008	26.130	229.8	28:35.907						
10	1:33.004		36.198	30.597	26.209	228.8	30:08.911						
74 Pablo RICCOBONO ESP													
GRS TATUUS T-421													
1	2:21.868		1:20.543	33.649	27.676	103.8	2:21.868						
2	1:38.569		39.400	32.120	27.049	193.2	4:00.437						
3	1:35.589		37.414	31.352	26.823	227.4	5:36.026						
4	1:34.603		36.808	31.064	26.731	226.4	7:10.629						
5	1:42.685	B	37.239	31.190	34.256	223.1	8:53.314						
6	16:25.464		...	36.233	29.150	97.0	25:18.778						
7	1:39.176		38.982	33.298	26.896	206.1	26:57.954						
8	1:34.524		36.748	31.032	26.744	226.4	28:32.478						
9	1:35.610		38.024	31.192	26.394	225.9	30:08.088						
77 Andrej PETROVIC SRB													
T-Code TATUUS T-421													
1	2:06.780		1:02.282	36.098	28.400	93.0	2:06.780						
2	1:42.369		38.999	35.552	27.818	207.7	3:49.149						
3	1:36.085		37.900	31.924	26.261	211.8	5:25.234						
4	1:39.679	B	36.634	30.940	32.105	231.3	7:04.913						
5	2:42.006	B	1:19.666	41.485	40.855	109.4	9:46.919						
6	15:16.532		...	33.482	26.908	97.0	25:03.451						
7	1:35.678		36.866	32.057	26.755	228.3	26:39.129						
8	1:33.413		36.581	30.715	26.117	230.8	28:12.542						
9	1:32.859		36.016	30.682	26.161	230.8	29:45.401						
10	1:33.040		36.213	30.732	26.095	231.8	31:18.441						
78 Maria NETO PRT													
TC Racing TATUUS T-421													
1	3:08.349		1:59.684	39.038	29.627	92.1	3:08.349						
2	1:37.881		39.442	31.756	26.683	184.6	4:46.230						
3	1:35.031		37.142	31.488	26.401	225.9	6:21.261						
4	1:33.444		36.339	30.888	26.217	226.4	7:54.705						
5	1:33.755		36.306	30.782	26.667	228.3	9:28.460						
6	1:34.187		36.499	31.392	26.296	228.8	11:02.647						
7	1:43.575	B	36.245	30.950	36.380	228.3	12:46.222						
8	12:32.144		...	31.494	27.356	103.9	25:18.366						
9	1:35.475		36.724	32.366	26.385	226.4	26:53.841						
10	1:34.191		37.027	30.886	26.278	227.8	28:28.032						
11	2:26.831	B	1:09.242	40.028	37.561	228.3	30:54.863						

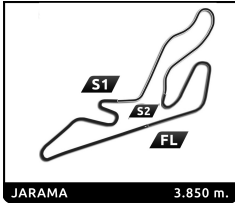


E4 SWC - R2 JARAMA Free Practice 2


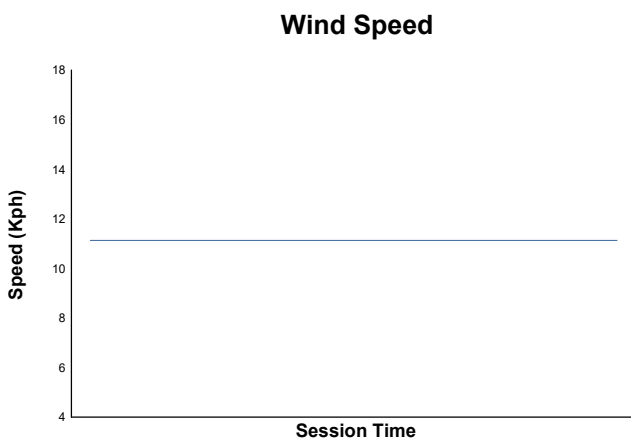
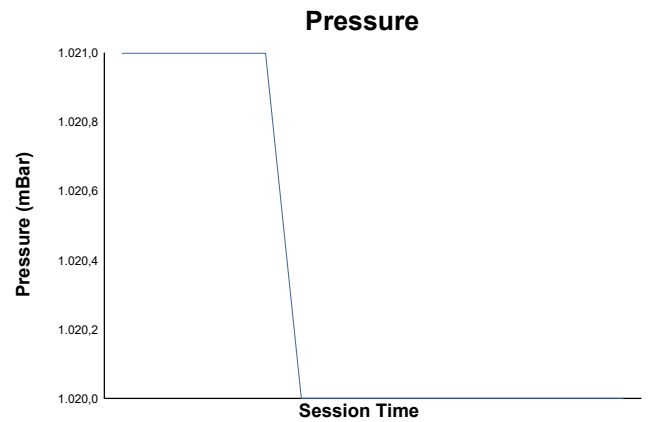
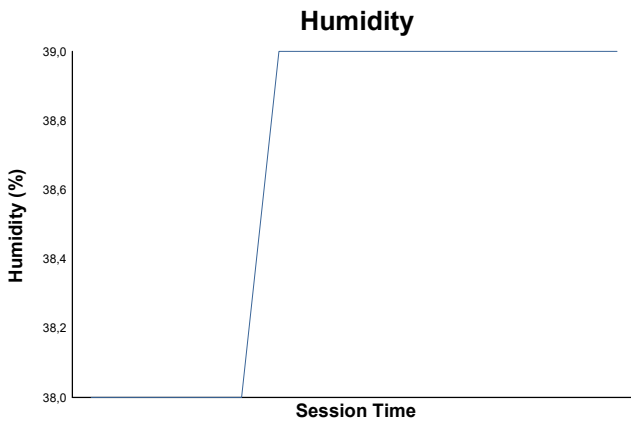
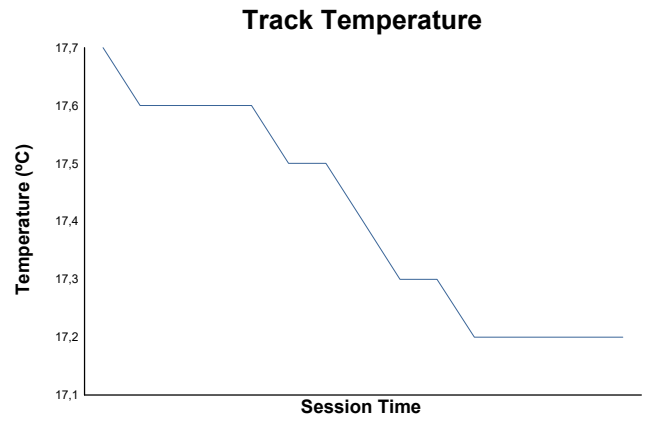
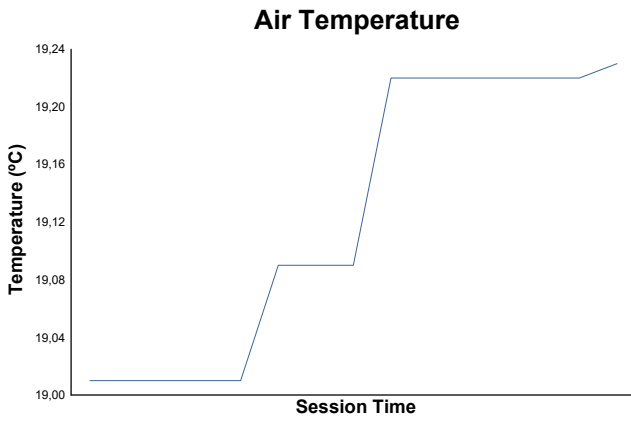
Sector Analysis

— Invalidated Lap ■ Personal Best ■ Session Best B Crossing the pit lane

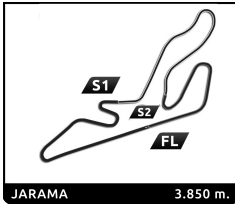
Lap	Time	Sector 1	Sector 2	Sector 3	T.Spd	Elapsed	Lap	Time	Sector 1	Sector 2	Sector 3	T.Spd	Elapsed	
80	Sebastian FRIGOLET						MEX							
	DXR							TATUUS T-421						
1	2:30.838	1:26.318	35.388	29.132	98.5	2:30.838								
2	1:38.606	39.552	32.214	26.840	181.8	4:09.444								
3	1:34.669	37.022	31.300	26.347	226.9	5:44.113								
4	1:33.524	36.446	30.845	26.233	228.3	7:17.637								
5	1:33.276	36.184	30.773	26.319	230.3	8:50.913								
6	1:33.548	36.293	30.848	26.407	231.3	10:24.461								
7	1:33.488	36.196	30.844	26.448	229.8	11:57.949								
8	1:49.770 B	37.599	35.270	36.901	229.3	13:47.719								
9	11:08.771	...	32.818	27.019	115.0	24:56.490								
10	1:37.802	38.501	32.533	26.768	223.6	26:34.292								
11	1:33.385	36.347	30.692	26.346	229.3	28:07.677								
12	1:33.577	36.283	30.762	26.532	231.8	29:41.254								
13	1:33.475	36.288	30.778	26.409	231.3	31:14.729								
81	Noah MONTEIRO						PRT							
	Griffin Core							TATUUS T-421						
1	2:13.985	1:12.135	33.528	28.322	115.4	2:13.985								
2	1:42.683 B	37.834	31.464	33.385	202.6	3:56.668								
3	2:17.293 B	1:11.507	31.157	34.629	109.9	6:13.961								
4	2:06.713	1:09.597	30.877	26.239	109.9	8:20.674								
5	1:32.940	36.170	30.571	26.199	227.8	9:53.614								
6	1:41.309 B	36.157	31.129	34.023	229.8	11:34.923								
7	13:51.850	...	31.957	26.434	111.5	25:26.773								
8	1:33.256	36.381	30.624	26.251	229.3	27:00.029								
9	1:33.045	36.054	30.820	26.171	228.3	28:33.074								
10	1:32.511	36.002	30.490	26.019	231.3	30:05.585								
88	Miki BLASCOS						ESP							
	Monlau Motorsport							TATUUS T-421						
1	2:07.730	1:05.688	34.522	27.520	108.8	2:07.730								
2	1:38.090	38.438	32.051	27.601	208.5	3:45.820								
3	1:34.954	37.078	31.296	26.580	228.3	5:20.774								
4	1:33.747	36.526	30.859	26.362	227.4	6:54.521								
5	1:33.612	36.406	30.848	26.358	228.3	8:28.133								
6	1:42.292 B	36.320	30.884	35.088	229.3	10:10.425								
7	14:58.770	...	33.017	27.450	105.8	25:09.195								
8	1:36.867	38.134	31.075	27.658	202.6	26:46.062								
9	1:33.461	36.394	30.775	26.292	228.3	28:19.523								
10	1:33.190	36.179	30.771	26.240	228.3	29:52.713								
11	1:33.379	36.189	30.738	26.452	228.8	31:26.092								
94	Jorden MOODLEY						ZAF							
	G4 Racing							TATUUS T-421						
1	2:19.580	1:18.158	33.445	27.977	114.2	2:19.580								
2	1:40.085	38.422	33.426	28.237	220.9	3:59.665								
3	1:37.754	38.316	32.493	26.945	224.1	5:37.419								
4	1:35.964	37.260	31.559	27.145	226.4	7:13.383								
5	1:35.801	37.606	31.338	26.857	227.4	8:49.184								
6	1:35.504	<u>37.232</u>	<u>31.193</u>	<u>27.079</u>	225.9	10:24.688								



SWC - R2 JARAMA E4 Free Practice 2 Weather Report




Track Status: **DRY**

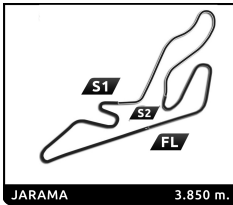


E4 SWC - R2 JARAMA Free Practice 2 Race Director Report

Hour	Flag	Message
15:16:46		E4 - PIT LANE WILL BE OPEN AT 15:20
15:18:00		FAST LANE OPEN
15:20:00		PIT LANE OPEN
15:31:57	RF	RED FLAG
15:32:22		CAR #94 IN GRAVEL BED AT TURN 10 - DRIVER OK
15:33:03		CAR #94 BEST TIME DELETED - CAUSING RED FLAG - ART. 30.7 SR
15:35:40		SESSION WILL RESUME AT 15:40 TBC
15:38:52		SESSION WILL RESUME AT 15:43 TBC
15:42:00		SESSION WILL RESUME AT 15:43 CONFIRMED
15:43:00		PIT LANE OPEN
15:43:01	GF	GREEN FLAG
15:49:19	YF	YELLOW FLAG AT TURN 3
15:49:23	YF	DOUBLE YELLOW AT TURN 3
15:49:33	GF	GREEN FLAG
15:50:19		CHEQUERED FLAG
15:52:18		APERTURA PIT LANE A LAS 16:00

Published at: ...15:50.....

<p>Race Director: Luis GONZÁLEZ</p> 	<p>Timekeeper: Alberto ESTÉBANEZ</p> 
--	---



E4 SWC - R2 JARAMA Qualifying 1

Final Classification





No	Driver	Nat	Team	Car	Cl.	Time	Lap Total	Gap	Kph
1	81 Noah MONTEIRO	PRT	Griffin Core	TATUUS T-421		1:31.644	5 9	-	151.2
2	38 Daniel KELLEHER	IRL	Campos Racing	TATUUS T-421	R	1:31.841	8 9	+0.197	150.9
3	22 Vivek KANTHAN	USA	Griffin Core	TATUUS T-421		1:31.878	5 9	+0.234	150.9
4	23 Rocco CORONEL	NLD	MP Motorsport	TATUUS T-421	R	1:31.904	10 12	+0.260	150.8
5	37 Ty FISHER	CAN	Griffin Core	TATUUS T-421	R	1:31.905	6 9	+0.261	150.8
6	46 Nathan TYE	GBR	Drivex	TATUUS T-421		1:31.999	5 11	+0.355	150.7
7	1 Reno FRANCO	NLD	KCL Motorsport	TATUUS T-421		1:32.080	10 12	+0.436	150.5
8	24 Beau LOWETTE	BEL	TC Racing	TATUUS T-421	R	1:32.099	9 12	+0.455	150.5
9	17 Nacho TUÑÓN	ESP	T-Code	TATUUS T-421		1:32.105	6 10	+0.461	150.5
10	40 Kasper SCHORMANS	NLD	MP Motorsport	TATUUS T-421	R	1:32.109	10 12	+0.465	150.5
11	77 Andrej PETROVIC	SRB	T-Code	TATUUS T-421		1:32.175	6 10	+0.531	150.4
12	21 Borys LYZEN	POL	KCL Motorsport	TATUUS T-421	R	1:32.195	10 12	+0.551	150.3
13	32 Simon BULBARELLA	ARG	Drivex	TATUUS T-421	R	1:32.262	6 11	+0.618	150.2
14	8 Jacob MICALLEF	MLT	Campos Racing	TATUUS T-421	R	1:32.285	5 9	+0.641	150.2
15	88 Miki BLASCOS	ESP	Monlau Motorsport	TATUUS T-421	R	1:32.336	6 10	+0.692	150.1
16	73 Fausto ARNAUDO	ARG	Monlau Motorsport	TATUUS T-421	R	1:32.404	9 10	+0.760	150.0
17	10 Luna FLUXA	ESP	Campos Racing	TATUUS T-421	R	1:32.405	4 9	+0.761	150.0
18	80 Sebastian FRIGOLET	MEX	DXR	TATUUS T-421	R	1:32.406	7 11	+0.762	150.0
19	15 Jensen BURNETT	CAN	Drivex	TATUUS T-421	R	1:32.438	8 11	+0.794	149.9
20	44 Elliot KACZYNSKI	SWE	DXR	TATUUS T-421	R	1:32.488	8 11	+0.844	149.9
21	78 Maria NETO	PRT	TC Racing	TATUUS T-421	R	1:32.501	6 10	+0.857	149.8
22	12 Philippe Armand KARRAS	GRC	G4 Racing	TATUUS T-421		1:32.565	6 12	+0.921	149.7
23	7 Felipe REIJS	NLD	MP Motorsport	TATUUS T-421	R	1:32.601	12 12	+0.957	149.7
24	39 Louis COCHET	FRA	KCL Motorsport	TATUUS T-421	R	1:32.656	10 12	+1.012	149.6
25	28 Max RADECK	PRT	DXR	TATUUS T-421	R	1:32.739	7 11	+1.095	149.5
26	9 Jean Paul KARRAS	GRC	G4 Racing	TATUUS T-421		1:32.768	7 12	+1.124	149.4
27	11 Rahim ALIBHAI	USA	Monlau Motorsport	TATUUS T-421	R	1:32.806	10 10	+1.162	149.3
28	18 Zoe FLORESCU	ROU	Tecnicar by Amtog	TATUUS T-421	R	1:32.903	8 10	+1.259	149.2
29	74 Pablo RICCOBONO	ESP	GRS	TATUUS T-421		1:33.207	12 13	+1.563	148.7
30	13 Aleix PIÑERA	ESP	Tecnicar by Amtog	TATUUS T-421	R	1:33.275	7 10	+1.631	148.6
31	94 Jorden MOODLEY	ZAF	G4 Racing	TATUUS T-421		1:34.327	7 12	+2.683	146.9

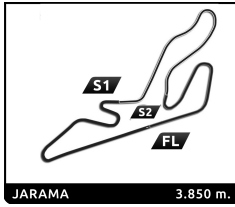
Fastest Lap: Lap 5 | Noah MONTEIRO | 1:31.644 | 151.2 Kph

CAR #38 - DROP OF 5 GRID POSITIONS IN THE NEXT RACE DRIVER PARTICIPATES - STEWARDS DECISION N°116 - PORTIMAO

Published at: 11:20

Track Status: **DRY**

 Mr. Dennis Dean Chair of the Stewards	 Mrs. Noelia Franco Steward	 Mr. Alberto Lindon Fernández Steward	Timekeeper: Alberto ESTÉBANEZ 
---	--	--	--



E4 SWC - R2 JARAMA Qualifying 1





Final Classification by Class

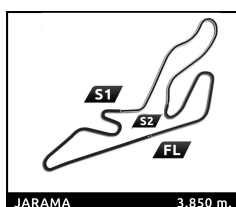
No	Driver	Nat	Team	Car	Time	Lap Total	Gap	Kph
R								
1	38 Daniel KELLEHER	IRL	Campos Racing	TATUUS T-421	1:31.841	8 9		150.9
2	23 Rocco CORONEL	NLD	MP Motorsport	TATUUS T-421	1:31.904	10 12	+0.063 +0.063	150.8
3	37 Ty FISHER	CAN	Griffin Core	TATUUS T-421	1:31.905	6 9	+0.064 +0.001	150.8
4	24 Beau LOWETTE	BEL	TC Racing	TATUUS T-421	1:32.099	9 12	+0.258 +0.194	150.5
5	40 Kasper SCHORMANS	NLD	MP Motorsport	TATUUS T-421	1:32.109	10 12	+0.268 +0.010	150.5
6	21 Borys LYZEN	POL	KCL Motorsport	TATUUS T-421	1:32.195	10 12	+0.354 +0.086	150.3
7	32 Simon BULBARELLA	ARG	Drivex	TATUUS T-421	1:32.262	6 11	+0.421 +0.067	150.2
8	8 Jacob MICALLEF	MLT	Campos Racing	TATUUS T-421	1:32.285	5 9	+0.444 +0.023	150.2
9	88 Miki BLASCOS	ESP	Monlau Motorsport	TATUUS T-421	1:32.336	6 10	+0.495 +0.051	150.1
10	73 Fausto ARNAUDO	ARG	Monlau Motorsport	TATUUS T-421	1:32.404	9 10	+0.563 +0.068	150.0
11	10 Luna FLUXA	ESP	Campos Racing	TATUUS T-421	1:32.405	4 9	+0.564 +0.001	150.0
12	80 Sebastian FRIGOLET	MEX	DXR	TATUUS T-421	1:32.406	7 11	+0.565 +0.001	150.0
13	15 Jensen BURNETT	CAN	Drivex	TATUUS T-421	1:32.438	8 11	+0.597 +0.032	149.9
14	44 Elliot KACZYNSKI	SWE	DXR	TATUUS T-421	1:32.488	8 11	+0.647 +0.050	149.9
15	78 Maria NETO	PRT	TC Racing	TATUUS T-421	1:32.501	6 10	+0.660 +0.013	149.8
16	7 Felipe REIJS	NLD	MP Motorsport	TATUUS T-421	1:32.601	12 12	+0.760 +0.100	149.7
17	39 Louis COCHET	FRA	KCL Motorsport	TATUUS T-421	1:32.656	10 12	+0.815 +0.055	149.6
18	28 Max RADECK	PRT	DXR	TATUUS T-421	1:32.739	7 11	+0.898 +0.083	149.5
19	11 Rahim ALIBHAI	USA	Monlau Motorsport	TATUUS T-421	1:32.806	10 10	+0.965 +0.067	149.3
20	18 Zoe FLORESCU	ROU	Tecnicar by Amtog	TATUUS T-421	1:32.903	8 10	+1.062 +0.097	149.2
21	13 Aleix PIÑERA	ESP	Tecnicar by Amtog	TATUUS T-421	1:33.275	7 10	+1.434 +0.372	148.6

CAR #38 - DROP OF 5 GRID POSITIONS IN THE NEXT RACE DRIVER PARTICIPATES - STEWARDS DECISION N°116 - PORTIMAO

Published at:11:20.....

Track Status: **DRY**

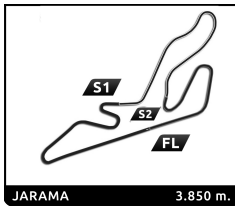
 Mr. Dennis Dean Chair of the Stewards	 Mrs. Noelia Franco Steward	 Mr. Alberto Lindon Fernández Steward	Timekeeper: Alberto ESTÉBANEZ 
---	--	--	--



E4 SWC - R2 JARAMA Qualifying 1

Best Top Speed

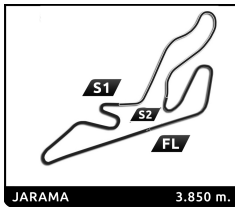
No Driver	Team	Class	Top 1		Top 2		Top 3		Top 4		Top 5		
			Kph	Lap	Kph	Lap	Kph	Lap	Kph	Lap	Kph	Lap	Avg
37 Ty FISHER	Griffin Core	R	236.8	7	233.3	3	233.3	5	232.3	6	232.3	9	233,6
46 Nathan TYE	Drivex		234.8	9	233.8	8	231.3	4	231.3	6	231.3	7	232,5
32 Simon BULBARELLA	Drivex	R	234.3	7	233.8	6	233.3	5	232.3	4	232.3	8	233,2
77 Andrej PETROVIC	T-Code		233.8	6	233.8	4	233.3	9	232.8	8	231.8	3	233,1
80 Sebastian FRIGOLET	DXR	R	233.8	8	233.3	10	232.8	6	232.3	11	232.3	7	232,9
81 Noah MONTEIRO	Griffin Core		233.8	5	233.8	7	232.3	6	231.3	3	230.8	8	232,4
10 Luna FLUXA	Campos Racing	R	233.3	6	231.8	3	231.8	4	231.8	7	231.8	8	232,1
8 Jacob MICALLEF	Campos Racing	R	232.8	4	232.3	5	232.3	6	232.3	7	231.3	8	232,2
38 Daniel KELLEHER	Campos Racing	R	232.8	6	232.3	5	232.3	8	230.8	7	230.3	4	231,7
7 Felipe REIJS	MP Motorsport	R	232.3	10	230.8	11	230.8	9	230.8	8	229.8	12	230,9
11 Rahim ALIBHAI	Monlau Motorsport	R	232.3	6	231.3	9	231.3	5	230.8	4	229.8	10	231,1
22 Vivek KANTHAN	Griffin Core		232.3	3	231.8	7	231.3	5	231.3	8	231.3	9	231,6
39 Louis COCHET	KCL Motorsport	R	232.3	4	231.8	9	231.8	8	230.8	11	230.3	3	231,4
40 Kasper SCHORMANS	MP Motorsport	R	232.3	9	231.8	8	230.8	4	230.3	11	230.3	10	231,1
73 Fausto ARNAUDO	Monlau Motorsport	R	232.3	10	231.3	9	230.8	8	229.8	5	229.3	4	230,7
74 Pablo RICCOBONO	GRS		232.3	9	230.8	7	230.3	10	230.3	8	229.3	12	230,6
9 Jean Paul KARRAS	G4 Racing		231.8	11	230.8	8	230.8	7	230.8	6	230.3	5	230,9
15 Jensen BURNETT	Drivex	R	231.8	9	231.3	10	230.8	3	230.8	4	230.8	6	231,1
21 Borys LYZEN	KCL Motorsport	R	231.8	3	231.3	8	231.3	7	230.8	12	230.8	11	231,2
1 Reno FRANCOT	KCL Motorsport		231.3	9	230.8	12	230.8	11	230.3	5	229.8	10	230,6
18 Zoe FLORESCU	Tecnicar by Amtog	R	231.3	4	230.8	5	229.3	3	229.3	7	228.8	9	229,9
23 Rocco CORONEL	MP Motorsport	R	231.3	10	230.8	9	230.8	5	230.3	6	229.8	12	230,6
28 Max RADECK	DXR	R	231.3	9	229.3	10	228.8	7	227.4	8	227.4	3	228,8
88 Miki BLASCOS	Monlau Motorsport	R	231.3	8	231.3	5	230.8	6	230.8	7	229.8	4	230,8
24 Beau LOWETTE	TC Racing	R	230.8	5	228.3	4	228.3	9	228.3	8	228.3	10	228,8
44 Elliot KACZYNSKI	DXR	R	230.8	8	230.8	7	230.3	6	230.3	10	230.3	11	230,5
17 Nacho TUÑON	T-Code		230.3	6	229.3	7	229.3	9	228.8	4	227.8	8	229,1
78 Maria NETO	TC Racing	R	230.3	7	229.3	9	229.3	8	229.3	5	228.8	10	229,4
94 Jorden MOODLEY	G4 Racing		229.8	9	229.3	12	228.8	7	228.3	8	228.3	6	228,9
12 Philippe Armand KARRAS	G4 Racing		228.8	10	228.8	9	228.8	11	228.3	8	227.8	4	228,5
13 Aleix PIÑERA	Tecnicar by Amtog	R	228.8	6	228.8	4	228.3	5	227.4	7	227.4	3	228,1



E4 SWC - R2 JARAMA Qualifying 1

Best Sector Times

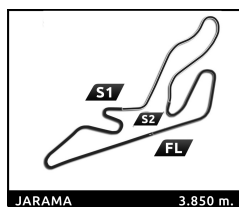
Sector 1			Sector 2			Sector 3			Pos	No Driver	Ideal Lap	Best Lap
Pos	No Driver	Time	No Driver	Time	No Driver	Time	Pos	No Driver				
1	38 D.KELLEHER	35.545	81 N.MONTEIRO	30.220	81 N.MONTEIRO	25.633	1	81 N.MONTEIRO	1:31.539	1:31.644	(1)	
2	22 V.KANTHAN	35.611	37 T.FISHER	30.238	23 R.CORONEL	25.719	2	37 T.FISHER	1:31.757	1:31.905	(5)	
3	81 N.MONTEIRO	35.686	23 R.CORONEL	30.385	22 V.KANTHAN	25.765	3	22 V.KANTHAN	1:31.781	1:31.878	(3)	
4	37 T.FISHER	35.689	38 D.KELLEHER	30.395	24 B.LOWETTE	25.775	4	38 D.KELLEHER	1:31.793	1:31.841	(2)	
5	17 N.TUÑON	35.694	22 V.KANTHAN	30.405	46 N.TYE	25.793	5	23 R.CORONEL	1:31.846	1:31.904	(4)	
6	46 N.TYE	35.703	46 N.TYE	30.419	21 B.LYZEN	25.797	6	46 N.TYE	1:31.915	1:31.999	(6)	
7	23 R.CORONEL	35.742	40 K.SCHORMANS	30.434	1 R.FRANCOT	25.809	7	17 N.TUÑON	1:31.980	1:32.105	(9)	
8	1 R.FRANCOT	35.743	17 N.TUÑON	30.434	77 A.PETROVIC	25.810	8	1 R.FRANCOT	1:32.013	1:32.080	(7)	
9	32 S.BULBARELLA	35.744	1 R.FRANCOT	30.461	40 K.SCHORMANS	25.814	9	77 A.PETROVIC	1:32.069	1:32.175	(11)	
10	77 A.PETROVIC	35.757	21 B.LYZEN	30.476	37 T.FISHER	25.830	10	21 B.LYZEN	1:32.082	1:32.195	(12)	
11	15 J.BURNETT	35.800	7 F.REIJS	30.496	17 N.TUÑON	25.852	11	40 K.SCHORMANS	1:32.089	1:32.109	(10)	
12	21 B.LYZEN	35.809	8 J.MICALLEF	30.501	38 D.KELLEHER	25.853	12	24 B.LOWETTE	1:32.099	1:32.099	(8)	
13	24 B.LOWETTE	35.821	77 A.PETROVIC	30.502	7 F.REIJS	25.860	13	8 J.MICALLEF	1:32.214	1:32.285	(14)	
14	8 J.MICALLEF	35.822	24 B.LOWETTE	30.503	10 L.FLUXA	25.869	14	7 F.REIJS	1:32.248	1:32.601	(23)	
15	12 P.KARRAS	35.825	73 F.ARNAUDO	30.545	39 L.COCHET	25.874	15	32 S.BULBARELLA	1:32.262	1:32.262	(13)	
16	40 K.SCHORMANS	35.841	10 L.FLUXA	30.551	8 J.MICALLEF	25.891	16	88 M.BLASCOS	1:32.306	1:32.336	(15)	
17	44 E.KACZYNSKI	35.842	32 S.BULBARELLA	30.557	12 P.KARRAS	25.901	17	15 J.BURNETT	1:32.324	1:32.438	(19)	
18	78 M.NETO	35.845	88 M.BLASCOS	30.558	88 M.BLASCOS	25.903	18	44 E.KACZYNSKI	1:32.351	1:32.488	(20)	
19	88 M.BLASCOS	35.845	80 S.FRIGOLET	30.585	44 E.KACZYNSKI	25.911	19	73 F.ARNAUDO	1:32.358	1:32.404	(16)	
20	73 F.ARNAUDO	35.855	15 J.BURNETT	30.595	78 M.NETO	25.921	20	78 M.NETO	1:32.376	1:32.501	(21)	
21	80 S.FRIGOLET	35.882	44 E.KACZYNSKI	30.598	15 J.BURNETT	25.929	21	10 L.FLUXA	1:32.383	1:32.405	(17)	
22	7 F.REIJS	35.892	11 R.ALIBHAI	30.601	80 S.FRIGOLET	25.930	22	80 S.FRIGOLET	1:32.397	1:32.406	(18)	
23	28 M.RADECK	35.916	78 M.NETO	30.610	9 J.KARRAS	25.935	23	12 P.KARRAS	1:32.418	1:32.565	(22)	
24	9 J.KARRAS	35.949	39 L.COCHET	30.611	73 F.ARNAUDO	25.958	24	39 L.COCHET	1:32.524	1:32.656	(24)	
25	10 L.FLUXA	35.963	12 P.KARRAS	30.692	32 S.BULBARELLA	25.961	25	9 J.KARRAS	1:32.606	1:32.768	(26)	
26	18 Z.FLORESCU	36.006	18 Z.FLORESCU	30.701	28 M.RADECK	25.988	26	28 M.RADECK	1:32.621	1:32.739	(25)	
27	39 L.COCHET	36.039	28 M.RADECK	30.717	74 P.RICCOBONO	26.036	27	18 Z.FLORESCU	1:32.745	1:32.903	(28)	
28	11 R.ALIBHAI	36.112	9 J.KARRAS	30.722	18 Z.FLORESCU	26.038	28	11 R.ALIBHAI	1:32.763	1:32.806	(27)	
29	13 A.PIÑERA	36.118	74 P.RICCOBONO	30.751	11 R.ALIBHAI	26.050	29	74 P.RICCOBONO	1:32.939	1:33.207	(29)	
30	74 P.RICCOBONO	36.152	13 A.PIÑERA	30.859	13 A.PIÑERA	26.159	30	13 A.PIÑERA	1:33.136	1:33.275	(30)	
31	94 J.MOODLEY	36.628	94 J.MOODLEY	31.089	94 J.MOODLEY	26.357	31	94 J.MOODLEY	1:34.074	1:34.327	(31)	



E4 SWC - R2 JARAMA Qualifying 1

Fastest Lap Sequence

Elapsed	No	Driver	Team	Car	Class	Time	Kph	Lap
3:19.581	23	Rocco CORONEL	MP Motorsport	TATUUS T-421	R	1:34.604	146.5	2
3:23.017	40	Kasper SCHORMANS	MP Motorsport	TATUUS T-421	R	1:34.532	146.6	2
3:30.352	7	Felipe REIJS	MP Motorsport	TATUUS T-421	R	1:34.422	146.8	2
3:36.987	21	Borys LYZEN	KCL Motorsport	TATUUS T-421	R	1:33.528	148.2	2
4:52.999	23	Rocco CORONEL	MP Motorsport	TATUUS T-421	R	1:33.418	148.4	3
4:56.213	40	Kasper SCHORMANS	MP Motorsport	TATUUS T-421	R	1:33.196	148.7	3
5:09.940	21	Borys LYZEN	KCL Motorsport	TATUUS T-421	R	1:32.953	149.1	3
6:25.486	23	Rocco CORONEL	MP Motorsport	TATUUS T-421	R	1:32.487	149.9	4
9:50.416	46	Nathan TYE	Drivex	TATUUS T-421		1:32.254	150.2	4
11:22.415	46	Nathan TYE	Drivex	TATUUS T-421		1:31.999	150.7	5
13:30.752	81	Noah MONTEIRO	Griffin Core	TATUUS T-421		1:31.839	150.9	4
15:02.396	81	Noah MONTEIRO	Griffin Core	TATUUS T-421		1:31.644	151.2	5

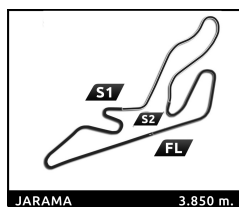


E4 SWC - R2 JARAMA Qualifying 1

Sector Analysis

— Invalidated Lap ■ Personal Best ■ Session Best B Crossing the pit lane

Lap	Time	Sector 1	Sector 2	Sector 3	T.Sp	Elapsed	Lap	Time	Sector 1	Sector 2	Sector 3	T.Sp	Elapsed		
1	Reno FRANCOT	NLD						10	Luna FLUXA	ESP					
	KCL Motorsport	TATUUS T-421							Campos Racing	TATUUS T-421					
1	1:49.371	49.595	32.584	27.192	114.8	1:49.371	1	8:54.909	7:55.005	32.720	27.184	106.4	8:54.909		
2	1:35.953	37.163	31.913	26.877	224.5	3:25.324	2	1:35.457	37.744	31.070	26.643	208.9	10:30.366		
3	1:34.208	36.634	31.531	26.043	228.3	4:59.532	3	1:33.172	36.469	30.677	26.026	231.8	12:03.538		
4	1:32.522	35.942	30.711	25.869	229.3	6:32.054	4	1:32.405	35.985	30.551	25.869	231.8	13:35.943		
5	1:32.548	35.944	30.641	25.963	230.3	8:04.602	5	1:32.439	35.963	30.556	25.920	230.8	15:08.382		
6	1:39.387 B	35.945	30.873	32.569	228.8	9:43.989	6	1:32.587	36.076	30.564	25.947	233.3	16:40.969		
7	3:25.939	2:26.674	32.663	26.602	112.6	13:09.928	7	1:32.543	35.989	30.609	25.945	231.8	18:13.512		
8	1:33.252	36.585	30.728	25.939	227.4	14:43.180	8	1:32.771	35.980	30.780	26.011	231.8	19:46.283		
9	1:32.299	35.884	30.544	25.871	231.3	16:15.479	9	1:52.285 B	36.308	32.935	43.042	228.3	21:38.568		
10	1:32.080	35.810	30.461	25.809	229.8	17:47.559									
11	1:32.159	35.743	30.494	25.922	230.8	19:19.718									
12	1:37.913 B	35.763	30.538	31.612	230.8	20:57.631									
7	Felipe REIJS	NLD						11	Rahim ALIBHAI	USA					
	MP Motorsport	TATUUS T-421							Monlau Motorsport	TATUUS T-421					
1	1:55.930	55.529	33.216	27.185	112.4	1:55.930	1	6:08.480	5:01.774	38.629	28.077	105.5	6:08.480		
2	1:34.422	37.030	31.059	26.333	229.8	3:30.352	2	1:51.625	39.250	39.349	33.026	197.8	8:00.105		
3	1:35.021	36.746	32.178	26.097	227.4	5:05.373	3	1:35.008	37.206	31.091	26.711	228.8	9:35.113		
4	1:35.781	37.887	31.811	26.083	226.4	6:41.154	4	1:33.722	36.822	30.715	26.185	230.8	11:08.835		
5	1:32.792	36.102	30.638	26.052	228.3	8:13.946	5	1:33.247	36.465	30.675	26.107	231.3	12:42.082		
6	1:40.313 B	35.892	30.787	33.634	228.3	9:54.259	6	1:45.819	48.830	30.937	26.052	232.3	14:27.901		
7	3:25.026	2:19.388	36.157	29.481	109.9	13:19.285	7	1:32.966	36.131	30.724	26.111	229.8	16:00.867		
8	1:38.877	37.004	31.101	30.772	230.8	14:58.162	8	1:38.983	36.264	36.440	26.279	228.8	17:39.850		
9	1:34.261	36.556	30.678	27.027	230.8	16:32.423	9	1:32.926	36.208	30.668	26.050	231.3	19:12.776		
10	1:35.430	36.355	30.573	28.502	232.3	18:07.853	10	1:32.806	36.112	30.601	26.093	229.8	20:45.582		
11	1:32.730	36.052	30.673	26.005	230.8	19:40.583									
12	1:32.601	36.245	30.496	25.860	229.8	21:13.184									
8	Jacob MICALLEF	MLT						12	Philippe Armand KARRAS	GRC					
	Campos Racing	TATUUS T-421							G4 Racing	TATUUS T-421					
1	8:51.797	7:51.494	32.815	27.488	109.0	8:51.797	1	4:23.810	3:20.884	34.403	28.523	91.1	4:23.810		
2	1:35.776	37.326	31.629	26.821	217.7	10:27.573	2	1:37.086	38.468	32.100	26.518	212.6	6:00.896		
3	1:33.000	36.228	30.645	26.127	230.8	12:00.573	3	1:34.009	36.832	31.027	26.150	226.4	7:34.905		
4	1:32.333	35.922	30.520	25.891	232.8	13:32.906	4	1:33.037	36.282	30.772	25.983	227.8	9:07.942		
5	1:32.285	35.822	30.507	25.956	232.3	15:05.191	5	1:32.885	36.171	30.742	25.972	227.4	10:40.827		
6	1:32.522	35.938	30.552	26.032	232.3	16:37.713	6	1:32.565	35.825	30.780	25.960	226.9	12:13.392		
7	1:32.433	35.854	30.501	26.078	232.3	18:10.146	7	1:32.609	36.016	30.692	25.901	225.9	13:46.001		
8	1:32.707	35.953	30.581	26.173	231.3	19:42.853	8	1:32.819	36.097	30.730	25.992	228.3	15:18.820		
9	1:48.844 B	35.950	30.600	42.294	229.3	21:31.697	9	1:32.924	36.143	30.772	26.009	228.8	16:51.744		
9	Jean Paul KARRAS	GRC						13	Aleix PIÑERA	ESP					
	G4 Racing	TATUUS T-421							Tecnicar by Amtog	TATUUS T-421					
1	4:25.144	3:22.223	34.837	28.084	91.3	4:25.144	1	6:48.987	5:41.186	38.030	29.771	87.2	6:48.987		
2	1:36.727	38.270	32.096	26.361	205.7	6:01.871	2	1:45.366	40.138	35.675	29.553	207.3	8:34.353		
3	1:33.931	36.623	30.913	26.395	229.3	7:35.802	3	1:34.551	36.995	31.086	26.470	227.4	10:08.904		
4	1:33.022	36.248	30.739	26.035	229.3	9:08.824	4	1:33.775	36.362	30.905	26.508	228.8	11:42.679		
5	1:32.799	36.102	30.722	25.975	230.3	10:41.623	5	1:35.392	37.434	31.112	26.846	228.3	13:18.071		
6	1:32.888	35.949	30.828	26.111	230.8	12:14.511	6	1:33.437	36.366	30.912	26.159	228.8	14:51.508		
7	1:32.768	36.088	30.745	25.935	230.8	13:47.279	7	1:33.275	36.118	30.981	26.176	227.4	16:24.783		
8	1:33.098	36.263	30.816	26.019	230.8	15:20.377	8	1:33.380	36.227	30.918	26.235	225.5	17:58.163		
9	1:32.929	36.157	30.782	25.990	229.8	16:53.306	9	1:33.322	36.191	30.880	26.251	225.9	19:31.485		
10	1:33.198	36.067	30.773	26.358	230.3	18:26.504	10	1:33.279	36.219	30.859	26.201	225.5	21:04.764		
11	1:33.411	36.375	30.891	26.145	231.8	19:59.915									
12	1:50.818 B	36.481	30.819	43.518	229.8	21:50.733									
15	Jensen BURNETT	CAN						15	Jensen BURNETT	CAN					
	Drivex	TATUUS T-421							Drivex	TATUUS T-421					
1	5:03.956	3:59.963	36.508	27.485	96.7	5:03.956	1	5:03.956	3:59.963	36.508	27.485	96.7	5:03.956		

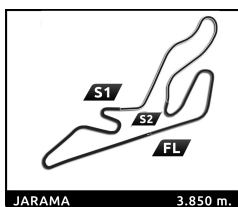


E4 SWC - R2 JARAMA Qualifying 1

Sector Analysis

— Invalidated Lap ■ Personal Best ■ Session Best B Crossing the pit lane

Lap	Time	Sector 1	Sector 2	Sector 3	T.Sp	Elapsed	Lap	Time	Sector 1	Sector 2	Sector 3	T.Sp	Elapsed
2	1:42.464	41.256	33.451	27.757	194.2	6:46.420	4	1:32.619	35.686	30.431	26.502	230.8	13:29.695
3	1:33.238	36.469	30.734	26.035	230.8	8:19.658	5	1:31.878	35.611	30.434	25.833	231.3	15:01.573
4	1:32.558	35.892	30.701	25.965	230.8	9:52.216	6	1:31.976	35.806	30.405	25.765	230.8	16:33.549
5	1:32.625	36.067	30.629	25.929	230.3	11:24.841	7	1:31.982	35.671	30.493	25.818	231.8	18:05.531
6	1:32.451	35.835	30.595	26.021	230.8	12:57.292	8	1:32.132	35.750	30.522	25.860	231.3	19:37.663
7	1:32.533	35.840	30.675	26.018	229.3	14:29.825	9	1:58.936 B	35.828	40.302	42.806	231.3	21:36.599
8	1:32.438	35.800	30.612	26.026	230.3	16:02.263	23 Rocco CORONEL NLD						
9	1:33.969	37.297	30.623	26.049	231.8	17:36.232	MP Motorsport TATUUS T-421						
10	1:32.831	35.973	30.745	26.113	231.3	19:09.063	1	1:44.977	43.160	34.257	27.560	114.5	1:44.977
11	1:38.969 B	35.958	30.767	32.244	229.8	20:48.032	2	1:34.604	37.448	31.054	26.102	224.5	3:19.581
17 Nacho TUÑON ESP							24 Beau LOWETTE BEL						
T-Code TATUUS T-421							TC Racing TATUUS T-421						
1	6:43.909	5:35.654	37.570	30.685	90.5	6:43.909	1	2:08.319	1:05.625	34.772	27.922	80.3	2:08.319
2	1:48.481	40.961	36.888	30.632	176.8	8:32.390	2	1:34.604	36.950	31.224	26.430	223.1	3:42.923
3	1:34.286	36.968	30.996	26.322	226.9	10:06.676	3	1:33.074	36.318	30.803	25.953	226.9	5:15.997
4	1:32.624	35.950	30.676	25.998	228.8	11:39.300	4	1:33.115	36.105	30.772	26.238	228.3	6:49.112
5	1:32.247	35.903	30.475	25.869	227.4	13:11.547	5	1:40.271 B	36.744	31.107	32.420	230.8	8:29.383
6	1:32.105	35.694	30.559	25.852	230.3	14:43.652	6	2:25.918	1:26.509	32.520	26.889	108.4	10:55.301
7	1:32.883	36.043	30.789	26.051	229.3	16:16.535	7	1:33.215	36.324	30.794	26.097	226.9	12:28.516
8	1:32.223	35.911	30.434	25.878	227.8	17:48.758	8	1:32.236	35.846	30.532	25.858	228.3	14:00.752
9	1:32.376	35.817	30.559	26.000	229.3	19:21.134	9	1:32.099	35.821	30.503	25.775	228.3	15:32.851
10	1:45.777 B	36.046	32.584	37.147	226.4	21:06.911	10	1:32.347	35.875	30.556	25.916	228.3	17:05.198
18 Zoe FLORESCU ROU							28 Max RADECK PRT						
Technicar by Amtog TATUUS T-421							DXR TATUUS T-421						
1	6:47.155	5:38.796	38.122	30.237	99.3	6:47.155	1	5:08.627	4:02.151	37.782	28.694	97.4	5:08.627
2	1:47.965	43.560	37.174	27.231	191.8	8:35.120	2	1:40.286	39.726	33.508	27.052	193.9	6:48.913
3	1:35.102	36.629	31.222	27.251	229.3	10:10.222	3	1:36.417	37.793	32.230	26.394	227.4	8:25.330
4	1:33.169	36.195	30.770	26.204	231.3	11:43.391	4	1:33.380	36.438	30.829	26.113	226.4	9:58.710
5	1:33.433	36.298	30.901	26.234	230.8	13:16.824	5	1:33.036	36.195	30.853	25.988	227.4	11:31.746
6	1:32.947	36.039	30.816	26.092	227.8	14:49.771	6	1:32.833	35.997	30.795	26.041	226.9	13:04.579
7	1:32.952	36.028	30.886	26.038	229.3	16:22.723	7	1:32.739	35.916	30.763	26.060	228.8	14:37.318
8	1:32.903	36.049	30.701	26.153	226.4	17:55.626	8	1:32.979	36.071	30.717	26.191	227.4	16:10.297
9	1:32.964	36.006	30.841	26.117	228.8	19:28.590	9	1:33.382	36.599	30.764	26.019	231.3	17:43.679
10	1:33.173	36.237	30.746	26.190	228.3	21:01.763	10	1:34.592	36.410	31.536	26.646	229.3	19:18.271
21 Borys LYZEN POL							32 Simon BULBARELLA ARG						
KCL Motorsport TATUUS T-421							Drivex TATUUS T-421						
1	2:03.459	57.279	37.180	29.000	104.2	2:03.459	1	5:05.020	4:00.792	36.457	27.771	98.3	5:05.020
2	1:33.528	36.698	30.769	26.061	227.4	3:36.987	2	1:43.027	41.828	33.759	27.440	194.2	6:48.047
3	1:32.953	36.058	30.889	26.006	231.8	5:09.940	3	1:34.821	37.275	31.294	26.252	214.3	8:22.868
4	1:42.772 B	36.984	32.272	33.516	199.3	6:52.712	4	1:32.958	36.218	30.688	26.052	232.3	9:55.826
5	3:23.779	2:22.492	33.998	27.289	102.4	10:16.491							
6	1:34.518	36.750	30.867	26.901	224.1	11:51.009							
7	1:32.429	35.987	30.542	25.900	231.3	13:23.438							
8	1:32.748	35.959	30.593	26.196	231.3	14:56.186							
9	1:32.203	35.809	30.476	25.918	230.3	16:28.389							
10	1:32.195	35.895	30.503	25.797	230.8	18:00.584							
11	1:32.588	36.031	30.616	25.941	230.8	19:33.172							
12	1:32.415	35.996	30.537	25.882	230.8	21:05.587							
22 Vivek KANTHAN USA													
Griffin Core TATUUS T-421													
1	8:49.475	7:49.973	32.501	27.001	105.4	8:49.475							
2	1:35.316	37.849	31.308	26.159	207.7	10:24.791							
3	1:32.285	36.010	30.446	25.829	232.3	11:57.076							

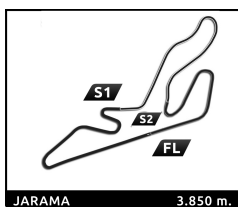


E4 SWC - R2 JARAMA Qualifying 1

Sector Analysis

— Invalidated Lap ■ Personal Best ■ Session Best ■ Crossing the pit lane

Lap	Time	Sector 1	Sector 2	Sector 3	T.Sp	Elapsed	Lap	Time	Sector 1	Sector 2	Sector 3	T.Sp	Elapsed
37 Ty FISHER CAN Griffin Core TATUUS T-421													
1	8:53.283	7:53.749	32.463	27.071	106.1	8:53.283							
2	1:35.621	37.601	31.301	26.719	197.1	10:28.904							
3	1:33.217	36.198	30.383	26.636	233.3	12:02.121							
4	1:32.250	35.988	30.409	25.853	231.8	13:34.371							
5	1:32.036	35.919	30.287	25.830	233.3	15:06.407							
6	1:31.905	35.689	30.238	25.978	232.3	16:38.312							
7	1:33.184	35.824	30.369	26.991	236.8	18:11.496							
8	1:32.340	35.917	30.506	25.917	231.3	19:43.836							
9	1:46.047 B	35.799	30.380	39.868	232.3	21:29.883							
38 Daniel KELLEHER IRL Campos Racing TATUUS T-421													
1	8:48.626	7:49.457	32.465	26.704	110.3	8:48.626							
2	1:34.225	37.193	30.877	26.155	219.1	10:22.851							
3	1:32.642	36.141	30.575	25.926	228.3	11:55.493							
4	1:32.255	35.880	30.400	25.975	230.3	13:27.748							
5	1:32.094	35.765	30.476	25.853	232.3	14:59.842							
6	1:32.156	35.797	30.425	25.934	232.8	16:31.998							
7	1:32.044	35.775	30.395	25.874	230.8	18:04.042							
8	1:31.841	35.545	30.419	25.877	232.3	19:35.883							
9	1:58.584 B	39.718	36.937	41.929	190.5	21:34.467							
39 Louis COCHET FRA KCL Motorsport TATUUS T-421													
1	1:55.579	54.348	33.983	27.248	107.9	1:55.579							
2	1:36.058	38.231	31.454	26.373	224.1	3:31.637							
3	1:35.220	36.656	32.010	26.554	230.3	5:06.857							
4	1:35.329	36.974	32.049	26.306	232.3	6:42.186							
5	1:38.190 B	36.167	30.773	31.250	229.8	8:20.376							
6	3:28.074	2:28.738	32.561	26.775	98.5	11:48.450							
7	1:36.227	39.175	30.827	26.225	225.9	13:24.677							
8	1:32.731	36.161	30.611	25.959	231.8	14:57.408							
9	1:32.780	36.185	30.624	25.971	231.8	16:30.188							
10	1:32.656	36.063	30.719	25.874	230.3	18:02.844							
11	1:32.765	36.039	30.757	25.969	230.8	19:35.609							
12	1:32.784	36.104	30.733	25.947	229.8	21:08.393							
40 Kasper SCHORMANS NLD MP Motorsport TATUUS T-421													
1	1:48.485	48.951	32.303	27.231	104.8	1:48.485							
2	1:34.532	37.326	31.019	26.187	223.1	3:23.017							
3	1:33.196	36.627	30.666	25.903	230.3	4:56.213							
4	1:32.800	36.094	30.657	26.049	230.8	6:29.013							
5	1:39.921 B	35.982	30.648	33.291	229.3	8:08.934							
6	3:04.352	2:04.479	32.991	26.882	100.9	11:13.286							
7	1:34.199	37.229	30.919	26.051	230.3	12:47.485							
8	1:32.413	36.112	30.487	25.814	231.8	14:19.898							
44 Elliot KACZYNSKI SWE DXR TATUUS T-421													
1	5:03.612	3:59.306	36.489	27.817	90.5	5:03.612							
2	1:43.170	42.165	33.633	27.372	186.9	6:46.782							
3	1:34.787	37.578	31.089	26.120	216.0	8:21.569							
4	1:33.017	36.179	30.717	26.121	229.8	9:54.586							
5	1:32.788	36.197	30.680	25.911	229.8	11:27.374							
6	1:32.567	35.880	30.683	26.004	230.3	12:59.941							
7	1:32.638	35.989	30.682	25.967	230.8	14:32.579							
8	1:32.488	35.842	30.646	26.000	230.8	16:05.067							
9	1:32.763	36.105	30.652	26.006	229.8	17:37.830							
10	1:32.563	36.013	30.598	25.952	230.3	19:10.393							
11	1:33.936	36.097	30.741	27.098	230.3	20:44.329							
46 Nathan TYE GBR Drivex TATUUS T-421													
1	5:02.932	3:58.666	36.070	28.196	87.1	5:02.932							
2	1:42.018	41.866	33.077	27.075	192.2	6:44.950							
3	1:33.212	36.453	30.658	26.101	230.3	8:18.162							
4	1:32.254	35.901	30.491	25.862	231.3	9:50.416							
5	1:31.999	35.714	30.419	25.866	230.3	11:22.415							
6	1:36.429	35.715	34.547	26.167	231.3	12:58.844							
7	1:32.035	35.703	30.539	25.793	231.3	14:30.879							
8	1:32.056	35.724	30.462	25.870	233.8	16:02.935							
9	1:32.163	35.747	30.441	25.975	234.8	17:35.098							
10	1:32.282	35.727	30.630	25.925	229.8	19:07.380							
11	1:32.387	35.858	30.603	25.926	229.8	20:39.767							
73 Fausto ARNAUDO ARG Monlau Motorsport TATUUS T-421													
1	6:21.475	5:18.387	34.976	28.112	79.5	6:21.475							
2	1:37.556	38.529	31.837	27.190	200.4	7:59.031							
3	1:34.286	37.014	30.932	26.340	228.3	9:33.317							
4	1:33.136	36.237	30.844	26.055	229.3	11:06.453							
5	1:33.061	36.154	30.949	25.958	229.8	12:39.514							
6	1:32.609	35.894	30.667	26.048	229.3	14:12.123							
7	1:40.667	36.147	35.803	28.717	228.8	15:52.790							
8	1:32.581	35.996	30.560	26.025	230.8	17:25.371							
9	1:32.404	35.855	30.545	26.004	231.3	18:57.775							
10	1:38.322 B	35.922	30.838	31.562	232.3	20:36.097							
74 Pablo RICCOBONO ESP GRS TATUUS T-421													
1	2:16.583	1:12.661	35.806	28.116	99.7	2:16.583							
2	1:39.246	40.059	32.216	26.971	181.5	3:55.829							
3	1:34.675	36.976	31.231	26.468	226.4	5:30.504							
4	1:33.712	36.404	30.989	26.319	227.8	7:04.216							
5	1:33.520	36.422	30.877	26.221	228.3	8:37.736							
6	1:33.809	36.594	30.986	26.229	228.3	10:11.545							
7	1:33.265	36.173	31.056	26.036	230.8	11:44.810							
8	1:33.464	36.172	30.751	26.541	230.3	13:18.274							
9	1:53.327	55.773	31.144	26.410	232.3	15:11.601							



E4 SWC - R2 JARAMA Qualifying 1

Sector Analysis

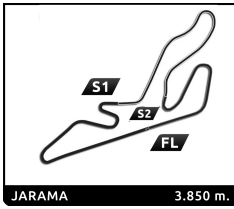
— Invalidated Lap

■ Personal Best

■ Session Best





B Crossing the pit lane

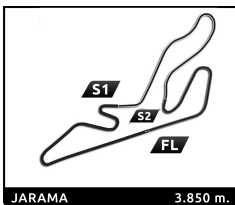
Lap	Time	Sector 1	Sector 2	Sector 3	T.Spd	Elapsed	Lap	Time	Sector 1	Sector 2	Sector 3	T.Spd	Elapsed
88 Miki BLASCOS ESP							Monlau Motorsport TATUUS T-421						
1	5:58.454	4:57.275	33.794	27.385	88.9	5:58.454	1	2:26.900	1:16.917	39.700	30.283	91.9	2:26.900
2	1:39.249	38.179	34.468	26.602	209.7	7:37.703	2	1:42.622	40.521	33.942	28.159	215.6	4:09.522
3	1:33.827	36.672	30.986	26.169	227.4	9:11.530	3	1:37.018	37.876	31.804	27.338	225.5	5:46.540
4	1:32.844	36.102	30.839	25.903	229.8	10:44.374	4	1:35.790	37.133	31.526	27.131	225.9	7:22.330
5	1:32.445	35.845	30.633	25.967	231.3	12:16.819	5	1:35.351	37.105	31.399	26.847	226.9	8:57.681
6	1:32.336	35.868	30.558	25.910	230.8	13:49.155	6	1:34.804	37.070	31.298	26.436	228.3	10:32.485
7	1:32.577	35.893	30.626	26.058	230.8	15:21.732	7	1:34.327	36.628	31.342	26.357	228.8	12:06.812
8	1:35.355	35.974	32.967	26.414	231.3	16:57.087	8	1:34.394	36.761	31.089	26.544	228.3	13:41.206
9	1:32.921	36.087	30.731	26.103	229.3	18:30.008	9	1:34.399	36.719	31.261	26.419	229.8	15:15.605
10	1:41.151B	36.132	30.749	34.270	229.3	20:11.159	10	1:34.370	36.845	31.162	26.363	227.8	16:49.975
77 Andrej PETROVIC SRB							T-Code TATUUS T-421						
1	6:44.398	5:37.770	36.216	30.412	90.7	6:44.398	11	1:36.048	36.689	31.152	28.207	227.4	18:26.023
2	1:48.687	40.806	38.169	29.712	191.8	8:33.085	12	1:35.363	37.349	31.476	26.538	229.3	20:01.386
3	1:34.341	36.717	31.450	26.174	231.8	10:07.426							
4	1:32.811	36.151	30.626	26.034	233.8	11:40.237							
5	1:32.360	35.944	30.523	25.893	231.3	13:12.597							
6	1:32.175	35.757	30.608	25.810	233.8	14:44.772							
7	1:32.243	35.788	30.502	25.953	230.8	16:17.015							
8	1:32.414	35.889	30.548	25.977	232.8	17:49.429							
9	1:34.295	35.859	31.590	26.846	233.3	19:23.724							
10	1:32.579	35.866	30.580	26.133	228.8	20:56.303							
78 Maria NETO PRT							TC Racing TATUUS T-421						
1	2:10.189	1:08.606	33.898	27.685	111.0	2:10.189							
2	1:36.129	38.047	31.626	26.456	220.9	3:46.318							
3	1:33.882	36.557	31.098	26.227	225.5	5:20.200							
4	1:33.953	36.497	31.098	26.358	226.4	6:54.153							
5	1:34.557	36.181	31.966	26.410	229.3	8:28.710							
6	1:32.501	35.970	30.610	25.921	228.3	10:01.211							
7	1:40.328	37.787	36.280	26.261	230.3	11:41.539							
8	1:32.815	36.020	30.748	26.047	229.3	13:14.354							
9	1:33.271	35.845	30.980	26.446	229.3	14:47.625							
10	1:43.626B	36.784	33.710	33.132	228.8	16:31.251							
80 Sebastian FRIGOLET MEX							DXR TATUUS T-421						
1	5:09.169	4:02.574	37.977	28.618	100.5	5:09.169							
2	1:40.999	39.600	33.896	27.503	191.8	6:50.168							
3	1:36.269	37.553	32.150	26.566	228.8	8:26.437							
4	1:33.653	36.410	30.746	26.497	230.8	10:00.090							
5	1:32.793	35.965	30.655	26.173	232.3	11:32.883							
6	1:32.707	36.158	30.585	25.964	232.8	13:05.590							
7	1:32.406	35.882	30.594	25.930	232.3	14:37.996							
8	1:34.023	36.088	30.730	27.205	233.8	16:12.019							
9	1:32.738	36.009	30.702	26.027	230.3	17:44.757							
10	1:36.709	36.249	31.180	29.280	233.3	19:21.466							
11	1:33.519	36.443	30.744	26.332	232.3	20:54.985							
81 Noah MONTEIRO PRT							Griffin Core TATUUS T-421						
1	8:50.995	7:50.944	32.890	27.161	102.8	8:50.995							
2	1:35.407	37.687	31.429	26.291	209.3	10:26.402							
3	1:32.511	36.192	30.459	25.860	231.3	11:58.913							
4	1:31.839	35.813	30.347	25.679	230.3	13:30.752							
5	1:31.644	35.791	30.220	25.633	233.8	15:02.396							
6	1:32.427	35.708	30.554	26.165	232.3	16:34.823							
7	1:31.834	35.686	30.279	25.869	233.8	18:06.657							
8	1:32.013	35.714	30.479	25.820	230.8	19:38.670							
9	2:07.412B	40.079	39.984	47.349	230.8	21:46.082							



E4 SWC - R2 JARAMA Qualifying 1

Flag Analysis

Flag	Time
	GREEN FLAG 10:09:00.000
	CHEQUERED FLAG 10:29:00.000
	YELLOW FLAG AT SECTOR 3 10:30:20.986
	GREEN FLAG AT SECTOR 3 10:30:28.338



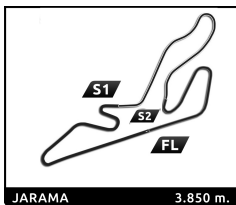
E4 SWC - R2 JARAMA Qualifying 1

Provisional Race Director Report

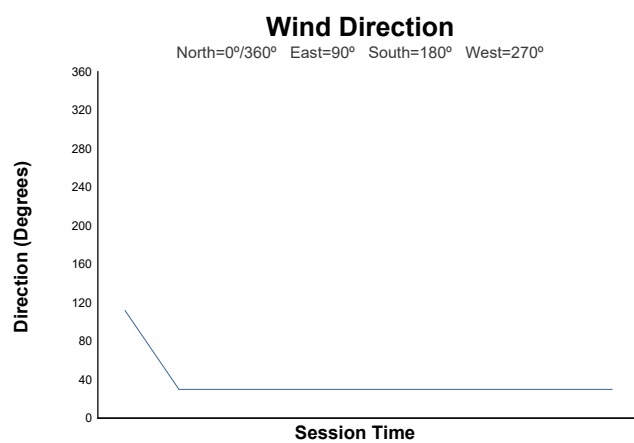
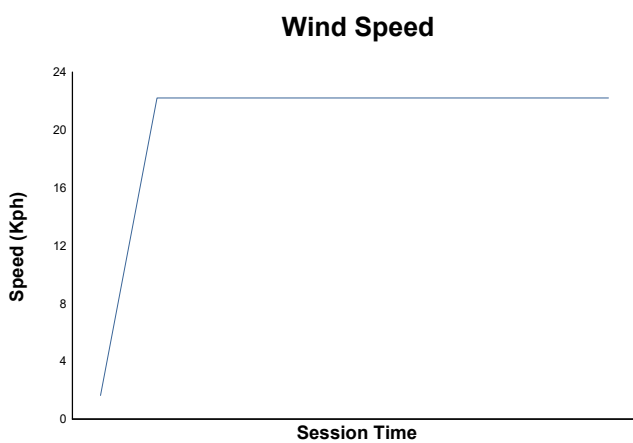
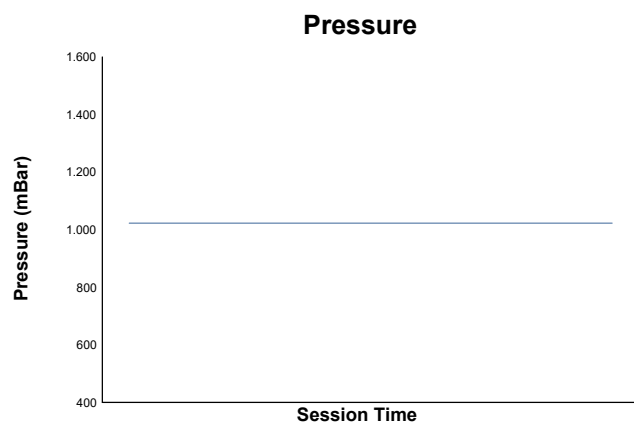
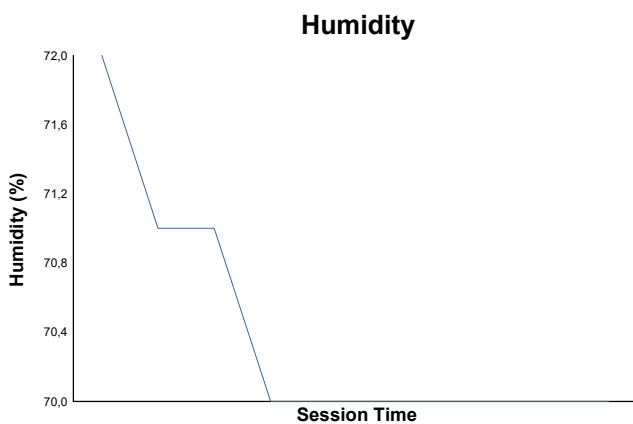
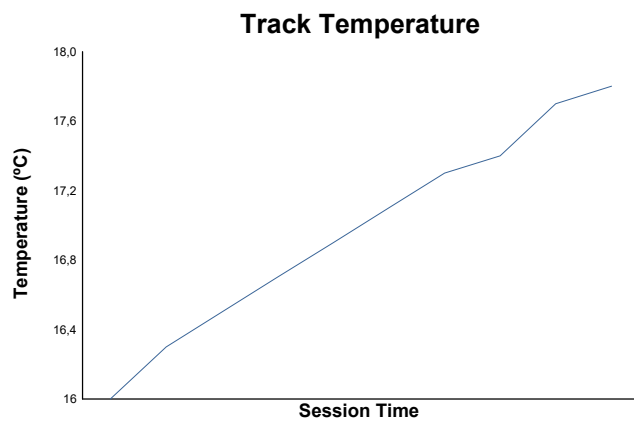
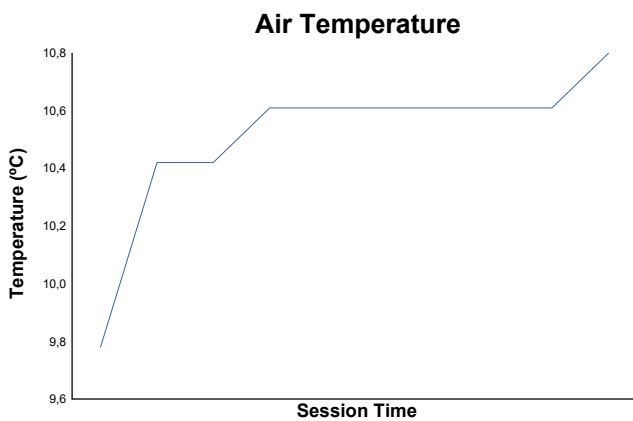
Hour	Flag	Message
09:53:32		E4 - PIT LANE WILL BE OPEN AT 10:00
09:58:00		FAST LANE OPEN
09:58:34	RF	RED FLAG
10:00:48		E4 - PIT LANE WILL BE OPEN AT 10:05 TBC
10:03:02		E4 - PIT LANE WILL BE OPEN AT 10:06 CONFIRMED
10:04:19		E4 - PIT LANE OPEN - NEW INFORMATION ASAP
10:05:23		E4 - PIT LANE WILL BE OPEN AT 10:09 TBC
10:06:22		E4 - PIT LANE WILL BE OPEN AT 10:09 CONFIRMED
10:07:01		FAST LANE OPEN
10:09:00		PIT LANE OPEN
10:23:43		CAR #74 UNSAFE REJOIN NOTED
10:29:00		CHEQUERED FLAG
10:30:20	YF	YELLOW FLAG AT TURN 9
10:30:28	GF	GREEN FLAG
10:30:52		CARS & DRIVERS #81 #38 #22 PROCEED TO THE SCRUTINEERING BAY IMMEDIATELY AFTER SESSION
10:32:26		E3 - PIT LANE WILL BE OPEN AT 10:38 TBC

Published at: ...10:29

Race Director: Luis GONZÁLEZ 	Timekeeper: Alberto ESTÉBANEZ 
---	--

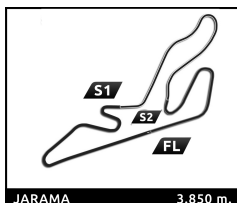


SWC - R2 JARAMA E4 Qualifying 1 Weather Report



Track Status: **DRY**

Amended



E4 SWC - R2 JARAMA Race 1 (30 Minutes +1 Lap)





Final Starting Grid

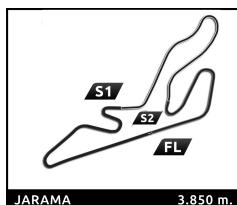
1:34.327	Jorden MOODLEY	G4 Racing	94	- 16 -			
1:33.207	Pablo RICCOBONO	GRS	74	- 15 -	13	Tecnicar by Amtog	1:33.275 Aleix PIÑERA
1:32.806	Rahim ALIBHAI	Monlau Motorsport	11	- 14 -	18	Tecnicar by Amtog	1:32.903 Zoe FLORESCU
1:32.739	Max RADECK	DXR	28	- 13 -	9	G4 Racing	1:32.768 Jean Paul KARRAS
1:32.601	Felipe REIJS	MP Motorsport	7	- 12 -	39	KCL Motorsport	1:32.656 Louis COCHET
1:32.501	Maria NETO	TC Racing	78	- 11 -	12	G4 Racing	1:32.565 Philippe Armand KARRAS
1:32.438	Jensen BURNETT	Drivex	15	- 10 -	44	DXR	1:32.488 Elliot KACZYNSKI
1:32.405	Luna FLUXA	Campos Racing	10	- 9 -	80	DXR	1:32.406 Sebastian FRIGOLET
1:32.336	Miki BLASCOS	Monlau Motorsport	88	- 8 -	73	Monlau Motorsport	1:32.404 Fausto ARNAUDO
1:32.262	Simon BULBARELLA	Drivex	32	- 7 -	8	Campos Racing	1:32.285 Jacob MICALLEF
1:32.175	Andrej PETROVIC	T-Code	77	- 6 -	21	KCL Motorsport	1:32.195 Borys LYZEN
1:32.105	Nacho TUÑON	T-Code	17	- 5 -	40	MP Motorsport	1:32.109 Kasper SCHORMANS
1:31.841	Daniel KELLEHER	Campos Racing	38	- 4 -	24	TC Racing	1:32.099 Beau LOWETTE
1:31.999	Nathan TYE	Drivex	46	- 3 -	1	KCL Motorsport	1:32.080 Reno FRANCOT
1:31.904	Rocco CORONEL	MP Motorsport	23	- 2 -	37	Griffin Core	1:31.905 Ty FISHER
1:31.644	Noah MONTEIRO	Griffin Core	81	- 1 -	22	Griffin Core	1:31.878 Vivek KANTHAN

Pole

CAR #38 - DROP OF 5 GRID POSITIONS - STEWARDS DECISION N°116 - PORTIMAO

Published at:

 Mr. Dennis Dean Chair of the Stewards	 Mrs. Noelia Franco Steward	 Mr. Alberto Lindon Fernández Steward	Timekeeper: Alberto ESTÉBANEZ 
---	--	--	--



E4 SWC - R2 JARAMA Race 1 (30 Minutes +1 Lap)

Final Classification

No	Driver	Nat	Team	Car	Cl.	Laps	Total Time	Gap	Kph	Best Lap		
										Lap	Time	Kph
1	81 Noah MONTEIRO	PRT	Griffin Core	TATUUS T-421		13	24:58.257	-	120.3	13	1:32.603	149.7
2	37 Ty FISHER	CAN	Griffin Core	TATUUS T-421	R	13	25:01.261	+3.004	120.0	13	1:32.981	149.1
3	24 Beau LOWETTE	BEL	TC Racing	TATUUS T-421	R	13	25:03.468	+5.211	119.8	12	1:33.383	148.4
4	17 Nacho TUÑON	ESP	T-Code	TATUUS T-421		13	25:03.780	+5.523	119.8	12	1:33.197	148.7
5	38 Daniel KELLEHER	IRL	Campos Racing	TATUUS T-421	R	13	25:04.926	+6.669	119.7	13	1:33.124	148.8
6	1 Reno FRANCOT	NLD	KCL Motorsport	TATUUS T-421		13	25:06.412	+8.155	119.6	13	1:33.279	148.6
7	73 Fausto ARNAUDO	ARG	Monlau Motorsport	TATUUS T-421	R	13	25:06.768	+8.511	119.6	13	1:33.230	148.7
8	21 Borys LYZEN	POL	KCL Motorsport	TATUUS T-421	R	13	25:07.085	+8.828	119.6	13	1:33.253	148.6
9	15 Jensen BURNETT	CAN	Drivex	TATUUS T-421	R	13	25:07.494	+9.237	119.5	13	1:33.303	148.5
10	32 Simon BULBARELLA	ARG	Drivex	TATUUS T-421	R	13	25:07.953	+9.696	119.5	13	1:33.334	148.5
11	10 Luna FLUXA	ESP	Campos Racing	TATUUS T-421	R	13	25:08.700	+10.443	119.4	13	1:33.633	148.0
12	40 Kasper SCHORMANS	NLD	MP Motorsport	TATUUS T-421	R	13	25:09.256	+10.999	119.4	13	1:33.022	149.0
13	8 Jacob MICALLEF	MLT	Campos Racing	TATUUS T-421	R	13	25:09.458	+11.201	119.4	13	1:34.002	147.4
14	9 Jean Paul KARRAS	GRC	G4 Racing	TATUUS T-421		13	25:09.787	+11.530	119.3	12	1:34.006	147.4
15	46 Nathan TYE	GBR	Drivex	TATUUS T-421		13	25:10.149	+11.892	119.3	13	1:32.642	149.6
16	12 Philippe Armand KARRAS	GRC	G4 Racing	TATUUS T-421		13	25:10.279	+12.022	119.3	13	1:33.998	147.4
17	77 Andrej PETROVIC	SRB	T-Code	TATUUS T-421		13	25:10.932	+12.675	119.3	13	1:33.338	148.5
18	7 Felipe REIJS	NLD	MP Motorsport	TATUUS T-421	R	12	23:36.890	1 Lap	117.4	12	1:34.284	147.0
19	11 Rahim ALIBHAI	USA	Monlau Motorsport	TATUUS T-421	R	12	23:37.249	1 Lap	117.4	12	1:33.793	147.8
20	74 Pablo RICCOBONO	ESP	GRS	TATUUS T-421		12	23:38.171	1 Lap	117.3	12	1:34.340	146.9
21	13 Aleix PINERA	ESP	Tecnicar by Amtog	TATUUS T-421	R	12	23:38.621	1 Lap	117.2	12	1:34.199	147.1
22	18 Zoe FLORESCU	ROU	Tecnicar by Amtog	TATUUS T-421	R	12	23:39.198	1 Lap	117.2	12	1:34.942	146.0
23	44 Elliot KACZYNSKI	SWE	DXR	TATUUS T-421	R	12	23:39.592	1 Lap	117.2	12	1:34.658	146.4
24	80 Sebastian FRIGOLET	MEX	DXR	TATUUS T-421	R	12	23:39.898	1 Lap	117.1	12	1:34.312	147.0
25	28 Max RADECK	PRT	DXR	TATUUS T-421	R	12	23:40.403	1 Lap	117.1	12	1:34.461	146.7
26	94 Jorden MOODLEY	ZAF	G4 Racing	TATUUS T-421		12	23:43.529	1 Lap	116.8	11	1:35.466	145.2
27	22 Vivek KANTHAN	USA	Griffin Core	TATUUS T-421		12	24:42.995	1 Lap	112.2	12	1:32.684	149.5
28	23 Rocco CORONEL	NLD	MP Motorsport	TATUUS T-421	R	10	20:39.430	3 Laps	111.8	2	1:48.864	127.3

Not classified





88	Miki BLASCOS	ESP	Monlau Motorsport	TATUUS T-421	R	1	1:39.518					
78	Maria NETO	PRT	TC Racing	TATUUS T-421	R	1	1:40.281					
39	Louis COCHET	FRA	KCL Motorsport	TATUUS T-421	R	1	1:40.407					

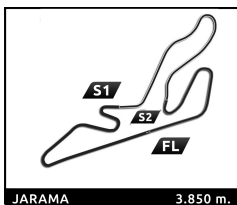
Pole Position:	Noah MONTEIRO	1:31.644	151.2 Kph
Fastest Lap:	Lap13 Noah MONTEIRO	1:32.603	149.7 Kph

CAR #7 - DRIVE THROUGH CONVERTED TO 30 SECOND TIME PENALTY - STEWARDS DECISION N°3
 CAR #77 - TIME PENALTY OF 5 SECONDS - STEWARDS DECISION N°5
 CAR #78 - DROP OF 5 GRID POSITIONS IN RACE 2 - STEWARDS DECISION N°6
 CAR #40 - TIME PENALTY OF 5 SECONDS - STEWARDS DECISION N°7
 CAR #46 - TIME PENALTY OF 10 SECONDS - STEWARDS DECISION N°8

Published at:17:40.....

Track Status: **DRY**

 Mr. Dennis Dean Chair of the Stewards	 Mrs. Noëlia Franco Steward	 Mr. Alberto Lindon Fernández Steward	Timekeeper: Alberto ESTÉBANEZ 
---	--	--	--



E4 SWC - R2 JARAMA Race 1 (30 Minutes +1 Lap)





Final Classification by Class

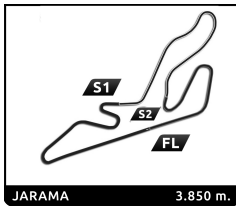
No	Driver	Nat	Team	Car	Laps	Total Time	Gap	Kph	Best Lap			
									Lap	Time	Kph	
R												
1	37 Ty FISHER	CAN	Griffin Core	TATUUS T-421	13	25:01.261		120.0	13	1:32.981	149.1	
2	24 Beau LOWETTE	BEL	TC Racing	TATUUS T-421	13	25:03.468	+2.207	119.8	12	1:33.383	148.4	
3	38 Daniel KELLEHER	IRL	Campos Racing	TATUUS T-421	13	25:04.926	+3.665	119.7	13	1:33.124	148.8	
4	73 Fausto ARNAUDO	ARG	Monlau Motorsport	TATUUS T-421	13	25:06.768	+5.507	119.6	13	1:33.230	148.7	
5	21 Borys LYZEN	POL	KCL Motorsport	TATUUS T-421	13	25:07.085	+5.824	119.6	13	1:33.253	148.6	
6	15 Jensen BURNETT	CAN	Drivex	TATUUS T-421	13	25:07.494	+6.233	119.5	13	1:33.303	148.5	
7	32 Simon BULBARELLA	ARG	Drivex	TATUUS T-421	13	25:07.953	+6.692	119.5	13	1:33.334	148.5	
8	10 Luna FLUXA	ESP	Campos Racing	TATUUS T-421	13	25:08.700	+7.439	119.4	13	1:33.633	148.0	
9	40 Kasper SCHORMANS	NLD	MP Motorsport	TATUUS T-421	13	25:09.256	+7.995	119.4	13	1:33.022	149.0	
10	8 Jacob MICALLEF	MLT	Campos Racing	TATUUS T-421	13	25:09.458	+8.197	119.4	13	1:34.002	147.4	
11	7 Felipe REIJS	NLD	MP Motorsport	TATUUS T-421	12	23:36.890	1 Lap	117.4	12	1:34.284	147.0	
12	11 Rahim ALIBHAI	USA	Monlau Motorsport	TATUUS T-421	12	23:37.249	1 Lap	117.4	12	1:33.793	147.8	
13	13 Aleix PIÑERA	ESP	Tecnicar by Amtog	TATUUS T-421	12	23:38.621	1 Lap	117.2	12	1:34.199	147.1	
14	18 Zoe FLORESCU	ROU	Tecnicar by Amtog	TATUUS T-421	12	23:39.198	1 Lap	117.2	12	1:34.942	146.0	
15	44 Elliot KACZYNSKI	SWE	DXR	TATUUS T-421	12	23:39.592	1 Lap	117.2	12	1:34.658	146.4	
16	80 Sebastian FRIGOLET	MEX	DXR	TATUUS T-421	12	23:39.898	1 Lap	117.1	12	1:34.312	147.0	
17	28 Max RADECK	PRT	DXR	TATUUS T-421	12	23:40.403	1 Lap	117.1	12	1:34.461	146.7	
18	23 Rocco CORONEL	NLD	MP Motorsport	TATUUS T-421	10	20:39.430	3 Laps	111.8	2	1:48.864	127.3	
Not classified												
88	Miki BLASCOS	ESP	Monlau Motorsport	TATUUS T-421	1	1:39.518	12 Laps					
78	Maria NETO	PRT	TC Racing	TATUUS T-421	1	1:40.281	12 Laps					
39	Louis COCHET	FRA	KCL Motorsport	TATUUS T-421	1	1:40.407	12 Laps					

CAR #7 - DRIVE THROUGH CONVERTED TO 30 SECOND TIME PENALTY - STEWARDS DECISION N°3
 CAR #77 - TIME PENALTY OF 5 SECONDS - STEWARDS DECISION N°5
 CAR #78 - DROP OF 5 GRID POSITIONS IN RACE 2 - STEWARDS DECISION N°6
 CAR #40 - TIME PENALTY OF 5 SECONDS - STEWARDS DECISION N°7
 CAR #46 - TIME PENALTY OF 10 SECONDS - STEWARDS DECISION N°8

Published at:17:40.....

Track Status: **DRY**

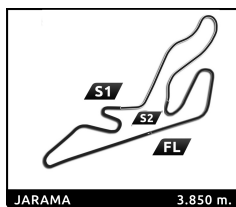
 Mr. Dennis Dean Chair of the Stewards	 Mrs. Noelia Franco Steward	 Mr. Alberto Lindon Fernández Steward	Timekeeper: Alberto ESTÉBANEZ 
---	--	--	--



E4 SWC - R2 JARAMA Race 1

Best Sector Times

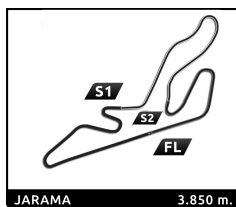
Sector 1			Sector 2			Sector 3			Ideal Lap	Best Lap
Pos	No Driver	Time	No Driver	Time	No Driver	Time	Pos	No Driver		
1	81 N.MONTEIRO	36.014	46 N.TYE	30.575	81 N.MONTEIRO	25.953	1	81 N.MONTEIRO	1:32.576	1:32.603 (1)
2	22 V.KANTHAN	36.032	81 N.MONTEIRO	30.609	22 V.KANTHAN	25.992	2	46 N.TYE	1:32.642	1:32.642 (2)
3	46 N.TYE	36.049	17 N.TUÑON	30.610	46 N.TYE	26.018	3	22 V.KANTHAN	1:32.684	1:32.684 (3)
4	17 N.TUÑON	36.178	37 T.FISHER	30.642	40 K.SCHORMANS	26.074	4	40 K.SCHORMANS	1:32.976	1:33.022 (5)
5	1 R.FRANCOT	36.200	40 K.SCHORMANS	30.658	37 T.FISHER	26.108	5	37 T.FISHER	1:32.981	1:32.981 (4)
6	38 D.KELLEHER	36.231	22 V.KANTHAN	30.660	73 F.ARNAUDO	26.127	6	17 N.TUÑON	1:33.006	1:33.197 (7)
7	37 T.FISHER	36.231	38 D.KELLEHER	30.663	21 B.LYZEN	26.157	7	38 D.KELLEHER	1:33.124	1:33.124 (6)
8	40 K.SCHORMANS	36.244	1 R.FRANCOT	30.767	23 R.CORONEL	26.172	8	73 F.ARNAUDO	1:33.191	1:33.230 (8)
9	15 J.BURNETT	36.264	32 S.BULBARELLA	30.770	77 A.PETROVIC	26.179	9	21 B.LYZEN	1:33.253	1:33.253 (9)
10	23 R.CORONEL	36.291	73 F.ARNAUDO	30.772	32 S.BULBARELLA	26.189	10	1 R.FRANCOT	1:33.279	1:33.279 (10)
11	73 F.ARNAUDO	36.292	21 B.LYZEN	30.781	15 J.BURNETT	26.189	11	15 J.BURNETT	1:33.303	1:33.303 (11)
12	24 B.LOWETTE	36.297	24 B.LOWETTE	30.784	17 N.TUÑON	26.218	12	77 A.PETROVIC	1:33.311	1:33.338 (13)
13	77 A.PETROVIC	36.313	77 A.PETROVIC	30.819	38 D.KELLEHER	26.230	13	32 S.BULBARELLA	1:33.334	1:33.334 (12)
14	21 B.LYZEN	36.315	15 J.BURNETT	30.850	10 L.FLUXA	26.265	14	24 B.LOWETTE	1:33.380	1:33.383 (14)
15	80 S.FRIGOLET	36.363	8 J.MICALLEF	30.874	24 B.LOWETTE	26.299	15	23 R.CORONEL	1:33.539	1:48.864 (28)
16	32 S.BULBARELLA	36.375	11 R.ALIBHAI	30.878	13 A.PIÑERA	26.307	16	10 L.FLUXA	1:33.633	1:33.633 (15)
17	10 L.FLUXA	36.410	10 L.FLUXA	30.958	1 R.FRANCOT	26.312	17	11 R.ALIBHAI	1:33.793	1:33.793 (16)
18	12 P.KARRAS	36.495	9 J.KARRAS	30.971	9 J.KARRAS	26.413	18	8 J.MICALLEF	1:33.888	1:34.002 (18)
19	11 R.ALIBHAI	36.496	12 P.KARRAS	31.003	11 R.ALIBHAI	26.419	19	9 J.KARRAS	1:33.931	1:34.006 (19)
20	9 J.KARRAS	36.547	7 F.REIJS	31.047	18 Z.FLORESCU	26.428	20	12 P.KARRAS	1:33.973	1:33.998 (17)
21	8 J.MICALLEF	36.583	23 R.CORONEL	31.076	8 J.MICALLEF	26.431	21	13 A.PIÑERA	1:34.199	1:34.199 (20)
22	74 P.RICCOBONO	36.596	13 A.PIÑERA	31.113	28 M.RADECK	26.470	22	7 F.REIJS	1:34.284	1:34.284 (21)
23	44 E.KACZYNSKI	36.604	28 M.RADECK	31.193	74 P.RICCOBONO	26.472	23	80 S.FRIGOLET	1:34.312	1:34.312 (22)
24	7 F.REIJS	36.680	74 P.RICCOBONO	31.272	12 P.KARRAS	26.475	24	74 P.RICCOBONO	1:34.340	1:34.340 (23)
25	13 A.PIÑERA	36.779	94 J.MOODLEY	31.275	7 F.REIJS	26.557	25	28 M.RADECK	1:34.454	1:34.461 (24)
26	28 M.RADECK	36.791	80 S.FRIGOLET	31.377	80 S.FRIGOLET	26.572	26	44 E.KACZYNSKI	1:34.658	1:34.658 (25)
27	18 Z.FLORESCU	37.115	18 Z.FLORESCU	31.399	44 E.KACZYNSKI	26.598	27	18 Z.FLORESCU	1:34.942	1:34.942 (26)
28	94 J.MOODLEY	37.395	44 E.KACZYNSKI	31.456	94 J.MOODLEY	26.796	28	94 J.MOODLEY	1:35.466	1:35.466 (27)



E4 SWC - R2 JARAMA Race 1

Best Top Speed

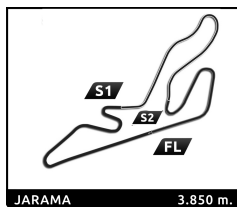
No Driver	Team	Class	Top 1		Top 2		Top 3		Top 4		Top 5		Avg
			Kph	Lap	Kph	Lap	Kph	Lap	Kph	Lap	Kph	Lap	
10 Luna FLUXA	Campos Racing	R	240.5	12	236.3	11	235.3	2	233.8	13	224.5	10	234,1
9 Jean Paul KARRAS	G4 Racing		238.4	11	235.3	13	234.8	12	229.3	2	221.8	10	231,9
73 Fausto ARNAUDO	Monlau Motorsport	R	238.4	2	234.3	13	231.8	12	231.3	11	227.8	10	232,7
15 Jensen BURNETT	Drivex	R	237.4	11	234.8	12	233.3	13	231.3	2	227.4	10	232,8
40 Kasper SCHORMANS	MP Motorsport	R	237.4	2	235.3	11	235.3	12	232.3	13	221.3	10	232,3
21 Borys LYZEN	KCL Motorsport	R	236.8	13	234.8	2	234.8	11	228.8	12	227.8	10	232,6
32 Simon BULBARELLA	Drivex	R	236.8	11	236.3	12	235.3	13	234.8	2	223.1	10	233,3
44 Elliot KACZYNSKI	DXR	R	236.8	11	235.8	2	233.8	12	226.4	10	151.7	8	216,9
7 Felipe REIJS	MP Motorsport	R	234.8	2	234.8	11	232.3	12	217.3	10	163.1	8	216,5
8 Jacob MICALLEF	Campos Racing	R	234.8	11	234.8	2	234.3	13	234.3	12	218.6	10	231,4
11 Rahim ALIBHAI	Monlau Motorsport	R	234.8	11	232.8	12	231.3	2	217.7	10	166.9	8	216,7
12 Philippe Armand KARRAS	G4 Racing		234.8	12	234.8	2	234.3	11	232.3	13	222.7	10	231,8
74 Pablo RICCOBONO	GRS		234.8	12	233.8	11	216.0	10	215.1	2	162.2	8	212,4
38 Daniel KELLEHER	Campos Racing	R	233.8	2	231.8	12	231.3	13	230.8	11	228.3	10	231,2
46 Nathan TYE	Drivex		233.8	2	233.3	11	230.8	12	229.8	13	220.0	10	229,5
13 Aleix PIÑERA	Tecnicar by Amtog	R	233.3	2	232.8	11	231.3	12	225.9	10	134.8	8	211,6
22 Vivek KANTHAN	Griffin Core		233.3	2	229.3	12	221.3	10	145.0	9	142.7	8	194,3
24 Beau LOWETTE	TC Racing	R	233.3	2	229.8	11	228.8	13	227.8	12	222.7	10	228,5
80 Sebastian FRIGOLET	DXR	R	233.3	11	233.3	12	230.8	2	210.1	10	152.3	8	212,0
1 Reno FRANCO	KCL Motorsport		232.3	12	232.3	11	231.3	13	231.3	2	220.4	10	229,5
17 Nacho TUÑON	T-Code		231.8	2	230.3	13	229.8	12	229.3	11	221.3	10	228,5
23 Rocco CORONEL	MP Motorsport	R	231.8	2	219.5	10	159.1	9	148.4	8	106.8	6	173,1
37 Ty FISHER	Griffin Core	R	231.8	12	230.8	13	229.3	11	229.3	2	222.7	10	228,8
77 Andrej PETROVIC	T-Code		231.8	13	231.3	2	230.8	12	229.3	11	224.1	10	229,5
18 Zoe FLORESCU	Tecnicar by Amtog	R	231.3	2	231.3	12	229.8	11	213.0	10	154.7	8	212,0
81 Noah MONTEIRO	Griffin Core		230.3	13	229.8	2	229.3	12	228.8	11	216.0	10	226,8
28 Max RADECK	DXR	R	229.8	12	227.4	2	222.7	11	215.6	10	129.7	8	205,0
94 Jorden MOODLEY	G4 Racing		229.8	2	229.3	12	224.5	11	218.6	10	141.4	9	208,7
39 Louis COCHET	KCL Motorsport	R											
78 Maria NETO	TC Racing	R											
88 Miki BLASCOS	Monlau Motorsport	R											



E4 SWC - R2 JARAMA Race 1

Lap Chart

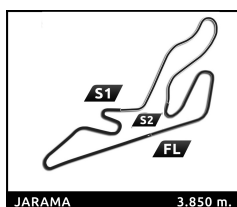
No	Pos	Grid	Lap													
			1	2	3	4	5	6	7	8	9	10	11	12	13	
81	1	81	81	81	81	81	81	81	81	81	81	81	81	81	81	81
22	2	22	23	23	23	23	23	23	23	23	23	37	46	46	46	46
23	3	23	22	22	22	22	22	22	22	22	22	46	37	37	37	37
37	4	37	37	46	46	46	46	46	46	46	46	24	24	24	24	24
46	5	46	46	37	37	37	37	37	37	37	37	17	17	17	17	17
1	6	1	1	1	1	1	1	1	1	1	1	40	40	40	40	40
38	7	38	17	17	17	17	17	17	17	17	17	38	38	38	38	38
24	8	24	24	24	24	24	24	24	24	24	24	73	77	77	77	77
17	9	17	77	40	40	40	40	40	40	40	40	1	1	1	1	1
40	10	40	40	77	77	77	77	77	77	77	77	77	73	73	73	73
77	11	77	38	38	38	38	38	38	38	38	38	21	21	21	21	21
21	12	21	32	32	32	32	32	32	32	32	32	15	15	15	15	15
32	13	32	8	8	8	8	8	8	8	8	8	32	32	32	32	32
8	14	8	73	73	73	73	73	73	73	73	73	10	10	10	10	10
88	15	88	21	21	21	21	21	21	21	21	21	8	8	8	8	8
73	16	73	15	15	15	15	15	15	15	15	15	12	9	9	9	9
10	17	10	88	10	10	10	10	10	10	10	10	9	12	12	12	12
80	18	80	10	12	12	12	12	12	12	12	12	7	7	7	7	7
15	19	15	78	9	9	9	9	9	9	9	9	74	11	11	11	11
44	20	44	39	11	11	11	11	11	11	11	11	74	11	74	74	74
78	21	78	12	74	74	74	74	74	74	74	74	11	18	18	13	13
12	22	12	11	7	7	7	7	7	7	7	7	80	13	18	18	18
7	23	7	9	80	80	80	80	80	80	80	80	13	44	44	44	44
39	24	39	7	18	18	18	18	18	18	18	18	44	80	80	80	80
28	25	28	74	44	44	44	44	44	44	44	44	28	28	28	28	28
9	26	9	80	13	13	13	13	13	13	13	13	94	94	94	94	94
11	27	11	18	28	28	28	28	28	28	28	28	23	22	22	22	22
18	28	18	44	94	94	94	94	94	94	94	94	22	22	22	22	22
74	29	74	74	13	13	13	13	13	13	13	13	13	13	13	13	13
13	30	13	28	28	28	28	28	28	28	28	28	23	22	22	22	22
94	31	94	94	94	94	94	94	94	94	94	94	22	22	22	22	22



E4 SWC - R2 JARAMA Race 1

Fastest Lap Sequence

Elapsed	No Driver	Team	Car	Class	Time	Kph	Lap
3:22.243	81 Noah MONTEIRO	Griffin Core	TATUUS T-421		1:48.965	127.2	2
3:22.711	23 Rocco CORONEL	MP Motorsport	TATUUS T-421	R	1:48.864	127.3	2
3:23.820	46 Nathan TYE	Drivex	TATUUS T-421		1:48.665	127.5	2
20:19.714	81 Noah MONTEIRO	Griffin Core	TATUUS T-421		1:34.507	146.7	10
21:52.906	81 Noah MONTEIRO	Griffin Core	TATUUS T-421		1:33.192	148.7	11
21:54.454	46 Nathan TYE	Drivex	TATUUS T-421		1:32.880	149.2	11
23:25.654	81 Noah MONTEIRO	Griffin Core	TATUUS T-421		1:32.748	149.4	12
24:42.995	22 Vivek KANTHAN	Griffin Core	TATUUS T-421		1:32.684	149.5	12
24:58.257	81 Noah MONTEIRO	Griffin Core	TATUUS T-421		1:32.603	149.7	13

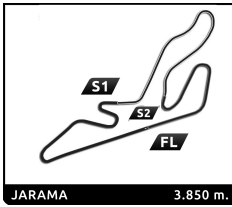


E4 SWC - R2 JARAMA Race 1

Analysis by lap

Lapped ■

No	Lap Time	Gap	No	Lap Time	Gap	No	Lap Time	Gap	No	Lap Time	Gap	No	Lap Time	Gap								
Lap 1																						
81	1:33.278	0.000	80	1:57.499	17.231	9	2:13.224	13.727	21	2:12.731	9.203	38	2:01.920	5.549	32	2:01.614	6.267					
23	1:33.847	0.569	18	1:58.175	18.463	11	2:13.484	14.847	15	2:12.659	10.066	8	2:01.417	7.139	73	2:01.692	7.850					
22	1:34.215	0.937	44	1:58.396	18.947	74	2:13.233	15.369	10	2:12.541	10.636	21	2:01.321	8.774	15	2:01.210	9.544					
37	1:34.863	1.585	13	1:58.336	19.258	7	2:12.342	16.205	12	2:13.162	12.320	10	2:01.394	10.274	12	2:01.496	11.182					
46	1:35.155	1.877	28	1:58.714	20.324	80	2:12.220	16.888	9	2:13.159	13.317	9	2:01.677	12.166	11	2:01.570	12.913					
1	1:35.636	2.358	94	1:58.515	20.897	18	2:12.739	18.403	11	2:13.528	14.790	74	2:01.480	13.372	7	2:00.498	13.913					
17	1:36.059	2.781	Lap 3																			
24	1:36.409	3.131	81	2:12.249	23	2:12.292	0.511	80	2:13.198	17.159	18	2:12.065	17.866	80	2:00.314	14.428	18	2:00.020	15.232			
77	1:36.767	3.489	22	2:11.918	0.753	46	2:12.561	1.889	18	2:12.065	17.866	44	2:12.459	18.965	44	1:59.843	15.840	13	1:59.767	16.344		
40	1:37.022	3.744	46	2:12.561	1.889	37	2:12.254	2.639	44	2:12.412	19.401	13	2:12.412	19.401	28	1:59.861	17.736	94	1:59.873	18.346		
38	1:37.287	4.009	37	2:12.254	2.639	1	2:12.344	3.130	28	2:12.909	21.254	80	2:12.909	21.254	Lap 7							
32	1:37.685	4.407	1	2:12.344	3.130	17	2:12.583	3.768	94	2:12.251	21.385	81	2:12.903	23	2:12.805	0.357						
8	1:38.089	4.811	24	2:12.644	4.962	24	2:12.644	4.962	Lap 5													
73	1:38.273	4.995	40	2:12.892	5.501	77	2:12.659	6.491	81	2:12.184	23	2:12.175	0.473	22	2:12.779	0.771						
21	1:38.714	5.436	77	2:12.659	6.491	38	2:12.802	7.295	22	2:12.231	0.765	46	2:12.858	1.563	46	2:12.779	1.563					
15	1:39.096	5.818	38	2:12.802	7.295	32	2:13.007	8.116	46	2:12.934	1.889	37	2:13.071	2.521	22	2:12.779	0.771					
88	1:39.518	6.240	32	2:13.007	8.116	8	2:12.735	8.593	37	2:12.966	2.722	1	2:13.195	3.100	46	2:12.858	1.563					
10	1:39.794	6.516	8	2:12.735	8.593	73	2:12.691	9.034	1	2:12.582	3.141	17	2:13.195	3.100	37	2:13.071	2.521					
78	1:40.281	7.003	73	2:12.691	9.034	21	2:12.257	9.942	17	2:12.582	3.141	17	2:13.224	3.639	1	2:13.195	3.100					
39	1:40.407	7.129	21	2:12.257	9.942	15	2:12.017	10.571	38	2:12.750	7.036	24	2:13.429	4.541	17	2:13.224	3.639					
12	1:40.668	7.390	15	2:12.017	10.571	10	2:11.737	11.216	32	2:12.814	7.806	40	2:13.453	5.032	24	2:13.429	4.541					
11	1:40.992	7.714	10	2:11.737	11.216	12	2:11.624	11.957	8	2:12.818	8.408	77	2:13.581	5.874	40	2:13.453	5.032					
9	1:41.081	7.803	12	2:11.624	11.957	9	2:11.323	12.853	73	2:12.690	8.964	17	2:13.581	5.874	77	2:13.581	5.874					
7	1:41.353	8.075	9	2:11.323	12.853	11	2:11.160	13.713	21	2:12.308	9.630	38	2:13.104	6.576	38	2:13.104	6.576					
74	1:41.517	8.239	11	2:11.160	13.713	74	2:11.217	14.486	15	2:12.051	10.565	32	2:13.282	7.600	32	2:13.282	7.600					
80	1:41.975	8.697	74	2:11.217	14.486	7	2:11.703	16.213	10	2:12.047	11.253	8	2:13.745	8.669	8	2:13.745	8.669					
18	1:42.531	9.253	7	2:11.703	16.213	80	2:12.036	17.018	12	2:12.052	12.316	73	2:13.703	9.105	73	2:13.703	9.105					
44	1:42.794	9.516	80	2:12.036	17.018	18	2:11.800	18.014	9	2:11.773	13.316	21	2:14.100	10.400	21	2:14.100	10.400					
13	1:43.165	9.887	18	2:11.800	18.014	44	2:12.090	18.788	11	2:11.757	14.420	15	2:14.118	11.281	15	2:14.118	11.281					
28	1:43.853	10.575	44	2:12.090	18.788	13	2:12.454	19.463	74	2:11.858	15.043	10	2:14.094	11.827	10	2:14.094	11.827					
94	1:44.625	11.347	13	2:12.454	19.463	28	2:13.047	21.122	7	2:11.924	15.945	12	2:13.216	12.633	12	2:13.216	12.633					
Lap 2																						
81	1:48.965		28	2:13.047	21.122	80	2:12.415	17.119	9	2:13.022	13.436	9	2:13.022	13.436	9	2:13.022	13.436					
23	1:48.864	0.468	94	2:12.836	21.484	18	2:12.740	18.959	11	2:12.403	14.290	11	2:12.403	14.290	11	2:12.403	14.290					
22	1:49.112	1.084	Lap 4																			
46	1:48.665	1.577	81	2:12.350	23	2:12.321	0.482	44	2:12.795	19.664	74	2:12.447	14.839	74	2:12.447	14.839	74	2:12.447	14.839			
37	1:50.014	2.634	23	2:12.321	0.482	13	2:12.528	20.147	7	2:12.970	16.362	7	2:12.970	16.362	7	2:12.970	16.362					
1	1:49.642	3.035	22	2:12.315	0.718	28	2:12.838	21.503	80	2:12.805	17.061	80	2:12.805	17.061	80	2:12.805	17.061					
17	1:49.618	3.434	46	2:11.600	1.139	94	2:12.670	21.871	18	2:13.196	18.159	18	2:13.196	18.159	18	2:13.196	18.159					
24	1:50.401	4.567	37	2:11.651	1.940	Lap 6																
40	1:50.079	4.858	1	2:11.963	2.743	81	2:13.158	23	2:13.140	0.455	44	2:12.882	18.944	44	2:12.882	18.944						
77	1:51.557	6.081	17	2:12.311	3.729	23	2:13.140	0.455	13	2:13.288	0.895	13	2:13.288	0.895	13	2:13.288	0.895					
38	1:51.698	6.742	46	2:11.600	1.139	46	2:12.877	1.608	37	2:12.789	2.353	37	2:12.789	2.353	37	2:12.789	2.353					
32	1:51.916	7.358	37	2:11.651	1.940	1	2:12.825	2.808	1	2:12.825	2.808	1	2:12.825	2.808	1	2:12.825	2.808					
8	1:52.261	8.107	1	2:11.963	2.743	17	2:12.677	3.318	17	2:12.677	3.318	17	2:12.677	3.318	17	2:12.677	3.318					
73	1:52.562	8.592	17	2:12.311	3.729	24	2:12.544	4.015	24	2:12.544	4.015	24	2:12.544	4.015	24	2:12.544	4.015					
21	1:53.463	9.934	24	2:12.100	4.712	40	2:12.337	4.482	40	2:12.337	4.482	40	2:12.337	4.482	40	2:12.337	4.482					
15	1:53.950	10.803	40	2:11.874	5.025	77	2:12.185	5.196	77	2:12.185	5.196	77	2:12.185	5.196	77	2:12.185	5.196					
10	1:54.177	11.728	77	2:11.640	5.781	38	2:12.497	6.375	38	2:12.497	6.375	38	2:12.497	6.375	38	2:12.497	6.375					
12	1:54.157	12.582	38	2:11.525	6.470	32	2:12.573	7.221	32	2:12.573	7.221	32	2:12.573	7.221	32	2:12.573	7.221					
9	1:54.941	13.779	32	2:11.410	7.176	8	2:12.577	7.827	8	2:12.577	7.827	8	2:12.577	7.827	8	2:12.577	7.827					
11	1:56.053	14.802	8	2:11.531	7.774	73	2:12.499	8.305	73	2:12.499	8.305	73	2:12.499	8.305	73	2:12.499	8.305					
74	1:56.244	15.518	73	2:11.774	8.458	Lap 8																
7	1:57.649	16.759	21	2:11.914	9.506	81	2:02.947	23	2:03.029	0.439	81	2:02.947	23	2:03.029	0.439							
Lap 5																						
81	2:12.249		15	2:12.659	10.066	22	2:02.868	0.692	22	2:02.868	0.692	22	2:02.868	0.692	22	2:02.868	0.692					
18	2:12.292	0.511	12	2:13.162	12.320	46	2:02.964	1.580	46	2:02.964	1.580	46	2:02.964	1.580	46	2:02.964	1.580					
22	2:11.918	0.753	9	2:13.159	13.317	37	2:03.028	2.602	37	2:03.028	2.602	37	2:03.028	2.602	37	2:03.028	2.602					
46	2:12.561	1.889	11	2:13.528	14.790	1	2:02.908	3.061	1	2:02.908	3.061	1	2:02.908	3.061	1	2:02.908	3.061					
37	2:12.254	2.639	74	2:13.410	15.295	17	2:02.812	3.504	17	2:02.812	3.504	17	2:02.812	3.504	17	2:02.812	3.504					
1	2:12.344	3.130	7	2:13.508	16.295	24	2:02.491	4.085	24	2:02.491	4.085	24	2:02.491	4.085	24	2:02.491	4.085					
17	2:12.583	3.768	80	2:13.198	17.159	40	2:02.351	4.436	40	2:02.351	4.436	40	2:02.351	4.436	40	2:02.351	4.436					
24	2:12.644	4.962	80	2:13.198	17.159	77	2:02.027	4.954	77	2:02.027	4.954	77	2:02.027	4.954	77	2:02.027	4.954					
40	2:12.892	5.501	18	2:12.065	17.866	Lap 7																
77	2:12.659	6.491	44	2:12.459	18.965	81	2:02.947	23	2:03.029	0.439	81	2:02.947	23	2:03.029	0.439							
38	2:12.802	7.295	13	2:12.412	19.401	22	2:02.868	0.692	22	2:02.868	0.692	22	2:02.868	0.692	22	2:02.868	0.692					
32	2:13.007	8.116	28																			

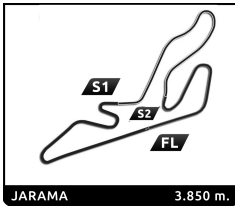


E4 SWC - R2 JARAMA Race 1

Analysis by lap








Lapped ■

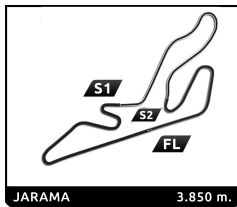
No	Lap Time	Gap	No	Lap Time	Gap	No	Lap Time	Gap	No	Lap Time	Gap	No	Lap Time	Gap
38	1:36.282	4.411	24	1:33.383	4.307									
73	1:36.471	5.091	17	1:33.197	4.766									
1	1:38.324	5.291	40	1:33.766	5.580									
77	1:37.479	5.357	38	1:33.907	6.148									
21	1:36.705	5.648	77	1:33.621	6.940									
15	1:36.696	5.883	1	1:33.607	7.479									
32	1:38.103	6.333	73	1:33.837	7.884									
10	1:37.138	6.698	21	1:34.037	8.178									
8	1:38.701	7.075	15	1:33.951	8.537									
12	1:37.536	7.507	32	1:33.923	8.965									
9	1:37.177	7.690	10	1:34.126	9.413									
7	1:36.683	7.995	8	1:34.115	9.802									
74	1:37.551	8.566	9	1:34.006	10.070									
11	1:37.656	8.731	12	1:34.171	10.627									
18	1:37.156	8.975	7	1:34.284	11.236									
80	1:37.861	9.424	11	1:33.793	11.595									
13	1:37.132	9.559	74	1:34.340	12.517									
44	1:37.820	9.738	13	1:34.199	12.967									
28	1:37.480	10.579	18	1:34.942	13.544									
94	1:38.918	12.542	44	1:34.658	13.938									
23	1:53.907	19.716	80	1:34.312	14.244									
22	1:54.687	20.819	28	1:34.461	14.749									
			94	1:35.807	17.875									
			22	1:32.684	1:17.341									
Lap 11														
81	1:33.192													
46	1:32.880	1.548												
37	1:33.933	2.149												
24	1:33.804	3.672												
17	1:33.791	4.317												
40	1:33.768	4.562												
38	1:33.770	4.989												
77	1:33.902	6.067												
1	1:34.521	6.620												
73	1:34.896	6.795												
21	1:34.433	6.889												
15	1:34.643	7.334												
32	1:34.649	7.790												
10	1:34.529	8.035												
8	1:34.552	8.435												
9	1:34.314	8.812												
12	1:34.889	9.204												
7	1:34.897	9.700												
11	1:35.011	10.550												
74	1:35.551	10.925												
18	1:35.567	11.350												
13	1:35.149	11.516												
44	1:35.482	12.028												
80	1:36.448	12.680												
28	1:35.649	13.036												
94	1:35.466	14.816												
22	2:29.778	1:17.405												
Lap 12														
81	1:32.748													
46	1:33.053	1.853												
37	1:33.225	2.626												
Lap 13														
81	1:32.603													
46	1:32.642	1.892												
37	1:32.981	3.004												
24	1:33.507	5.211												
17	1:33.360	5.523												
40	1:33.022	5.999												
38	1:33.124	6.669												
77	1:33.338	7.675												
1	1:33.279	8.155												
73	1:33.230	8.511												
21	1:33.253	8.828												
15	1:33.303	9.237												
32	1:33.334	9.696												
10	1:33.633	10.443												
8	1:34.002	11.201												
9	1:34.063	11.530												
12	1:33.998	12.022												



E4 SWC - R2 JARAMA Race 1

Flag Analysis

Flag	Time
	GREEN FLAG 12:31:33.619
	YELLOW FLAG AT SECTOR 1 12:33:35.052
	SAFETY CAR 12:33:45.641
	GREEN FLAG 12:50:03.312
	CHEQUERED FLAG 12:55:10.000
	SAFETY CAR 12:57:53.689
	RED FLAG 12:58:11.543



E4 SWC - R2 JARAMA Race 1

Sector Analysis

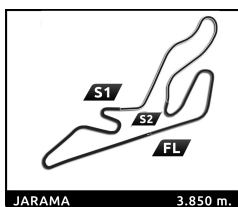
— Invalidated Lap

■ Personal Best

■ Session Best

B Crossing the pit lane

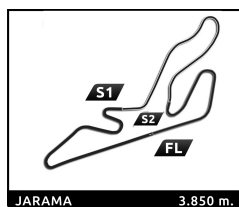
Lap	Time	Sector 1	Sector 2	Sector 3	T.Sp	Elapsed	Lap	Time	Sector 1	Sector 2	Sector 3	T.Sp	Elapsed		
1	Reno FRANCOT	NLD						8	2:01.677	45.158	41.296	35.223	171.7	16:40.200	
	KCL Motorsport	TATUUS T-421						9	2:10.027	47.712	40.745	41.570	149.6	18:50.227	
1	1:35.636	37.643	31.430	26.563		1:35.636	10	1:37.177	38.291	31.949	26.937	221.8	20:27.404		
2	1:49.642	36.440	41.471	31.731	231.3	3:25.278	11	1:34.314	36.668	30.971	26.675	238.4	22:01.718		
3	2:12.344	57.438	40.944	33.962	110.7	5:37.622	12	1:34.006	36.547	31.046	26.413	234.8	23:35.724		
4	2:11.963	57.708	40.762	33.493	94.3	7:49.585	13	1:34.063	36.593	31.034	26.436	235.3	25:09.787		
5	2:12.582	58.292	40.992	33.298	95.8	10:02.167									
6	2:12.825	59.132	40.057	33.636	93.3	12:14.992									
7	2:13.195	57.883	42.263	33.049	89.6	14:28.187									
8	2:02.908	46.646	41.282	34.980	147.3	16:31.095									
9	2:15.586	47.972	41.680	45.934	117.1	18:46.681									
10	1:38.324	39.841	31.624	26.859	220.4	20:25.005									
11	1:34.521	37.297	30.859	26.365	232.3	21:59.526									
12	1:33.607	36.308	30.907	26.392	232.3	23:33.133									
13	1:33.279	36.200	30.767	26.312	231.3	25:06.412									
7	Felipe REIJS	NLD						10	Luna FLUXA	ESP					
	MP Motorsport	TATUUS T-421							Campos Racing	TATUUS T-421					
1	1:41.353	42.539	31.995	26.819		1:41.353	1	1:39.794	40.929	31.743	27.122		1:39.794		
2	1:57.649	37.883	47.702	32.064	234.8	3:39.002	2	1:54.177	37.190	45.266	31.721	235.3	3:33.971		
3	2:11.703	58.144	39.949	33.610	101.5	5:50.705	3	2:11.737	57.742	40.024	33.971	118.3	5:45.708		
4	2:12.342	58.155	41.041	33.146	64.4	8:03.047	4	2:12.524	57.811	41.586	33.127	61.0	7:58.232		
5	2:11.924	56.730	42.083	33.111	93.0	10:14.971	5	2:12.047	57.736	41.309	33.002	81.9	10:10.279		
6	2:13.508	57.808	42.270	33.430	91.4	12:28.479	6	2:12.541	58.383	41.647	32.511	75.4	12:22.820		
7	2:12.970	55.514	43.801	33.655	75.5	14:41.449	7	2:14.094	56.830	43.112	34.152	81.7	14:36.914		
8	2:00.498	45.001	41.185	34.312	163.1	16:41.947	8	2:01.394	45.447	41.461	34.486	179.4	16:38.308		
9	2:09.079	48.453	40.961	39.665	119.7	18:51.026	9	2:10.966	48.036	41.447	41.483	120.8	18:49.274		
10	1:36.683	38.364	31.632	26.687	217.3	20:27.709	10	1:37.138	38.527	31.950	26.661	224.5	20:26.412		
11	1:34.897	37.029	31.299	26.569	234.8	22:02.606	11	1:34.529	36.994	31.099	26.436	236.3	22:00.941		
12	1:34.284	36.680	31.047	26.557	232.3	23:36.890	12	1:34.126	36.549	31.032	26.545	240.5	23:35.067		
							13	1:33.633	36.410	30.958	26.265	233.8	25:08.700		
8	Jacob MICALLEF	MLT						11	Rahim ALIBHAI	USA					
	Campos Racing	TATUUS T-421							Monlau Motorsport	TATUUS T-421					
1	1:38.089	39.650	31.723	26.716		1:38.089	1	1:40.992	42.487	31.583	26.922		1:40.992		
2	1:52.261	36.866	43.626	31.769	234.8	3:30.350	2	1:56.053	38.190	45.439	32.424	231.3	3:37.045		
3	2:12.735	57.146	41.114	34.475	105.9	5:43.085	3	2:11.160	57.337	40.239	33.584	107.8	5:48.205		
4	2:11.531	56.706	41.753	33.072	73.7	7:54.616	4	2:13.484	57.885	41.805	33.794	63.2	8:01.689		
5	2:12.818	57.415	41.998	33.405	91.3	10:07.434	5	2:11.757	56.465	41.386	33.906	88.5	10:13.446		
6	2:12.577	58.551	41.099	32.927	64.6	12:20.011	6	2:13.528	57.652	41.730	34.146	79.7	12:26.974		
7	2:13.745	57.256	42.785	33.704	74.5	14:33.756	7	2:12.403	55.078	43.051	34.274	77.1	14:39.377		
8	2:01.417	46.598	40.893	33.926	143.0	16:35.173	8	2:01.570	45.256	41.040	35.274	166.9	16:40.947		
9	2:12.915	48.717	41.503	42.695	116.8	18:48.088	9	2:09.842	47.569	40.615	41.658	133.0	18:50.789		
10	1:38.701	39.659	32.238	26.804	218.6	20:26.789	10	1:37.656	38.581	31.983	27.092	217.7	20:28.445		
11	1:34.552	36.891	31.135	26.526	234.8	22:01.341	11	1:35.011	37.301	31.240	26.470	234.8	22:03.456		
12	1:34.115	36.727	30.874	26.514	234.3	23:35.456	12	1:33.793	36.496	30.878	26.419	232.8	23:37.249		
13	1:34.002	36.583	30.988	26.431	234.3	25:09.458									
9	Jean Paul KARRAS	GRC						12	Philippe Armand KARRAS	GRC					
	G4 Racing	TATUUS T-421							G4 Racing	TATUUS T-421					
1	1:41.081	42.165	31.613	27.303		1:41.081	1	1:40.668	41.905	31.625	27.138		1:40.668		
2	1:54.941	37.505	45.018	32.418	229.3	3:36.022	2	1:54.157	37.270	44.826	32.061	234.8	3:34.825		
3	2:11.323	57.613	40.022	33.688	109.8	5:47.345	3	2:11.624	57.697	40.076	33.851	115.4	5:46.449		
4	2:13.224	58.039	41.619	33.566	62.9	8:00.569	4	2:12.841	57.842	41.581	33.418	62.2	7:59.290		
5	2:11.773	56.743	41.445	33.585	91.8	10:12.342	5	2:12.052	57.340	41.265	33.447	76.7	10:11.342		
6	2:13.159	57.944	41.699	33.516	90.5	12:25.501	6	2:13.162	58.171	41.571	33.420	83.3	12:24.504		
7	2:13.022	55.831	42.705	34.486	76.8	14:38.523	7	2:13.216	56.049	42.759	34.408	87.9	14:37.720		
							8	2:01.496	45.364	41.264	34.868	190.8	16:39.216		
							9	2:10.469	47.909	41.058	41.502	137.2	18:49.685		
							10	1:37.536	38.386	32.133	27.017	222.7	20:27.221		
							11	1:34.889	37.185	31.084	26.620	234.3	22:02.110		
							12	1:34.171	36.495	31.128	26.548	234.8	23:36.281		
							13	1:33.998	36.520	31.003	26.475	232.3	25:10.279		
13	Aleix PIÑERA	ESP						13	Aleix PIÑERA	ESP					
	Tecnicar by Amtog	TATUUS T-421							Tecnicar by Amtog	TATUUS T-421					
1	1:43.165	44.201	32.091	26.873		1:43.165	1	1:43.165	44.201	32.091	26.873		1:43.165		



E4 SWC - R2 JARAMA Race 1

Sector Analysis

— Invalidated Lap							■ Personal Best							■ Session Best							■ Crossing the pit lane																																																																					
Lap	Time	Sector 1	Sector 2	Sector 3	T.Sp	Elapsed	Lap	Time	Sector 1	Sector 2	Sector 3	T.Sp	Elapsed	Lap	Time	Sector 1	Sector 2	Sector 3	T.Sp	Elapsed	Lap	Time	Sector 1	Sector 2	Sector 3	T.Sp	Elapsed																																																															
15 Jensen BURNETT CAN																																																																																										
Drivex TATUUS T-421																																																																																										
1	1:39.096	40.576	31.696	26.824		1:39.096	2	1:53.950	36.739	45.464	31.747	231.3	3:33.046	3	2:12.017	56.848	41.141	34.028	116.1	5:45.063	4	2:12.477	57.882	41.561	33.034	63.6	7:57.540	5	2:12.051	57.549	41.443	33.059	87.3	10:09.591	6	2:12.659	58.611	41.379	32.669	72.9	12:22.250	7	2:14.118	57.007	42.992	34.119	83.2	14:36.368	8	2:01.210	45.618	41.325	34.267	155.8	16:37.578	9	2:11.323	48.366	41.244	41.713	107.7	18:48.901	10	1:36.696	38.635	31.635	26.426	227.4	20:25.597	11	1:34.643	37.014	31.218	26.411	237.4	22:00.240	12	1:33.951	36.677	30.921	26.353	234.8	23:34.191	13	1:33.303	36.264	30.850	26.189	233.3	25:07.494
17 Nacho TUÑON ESP																																																																																										
T-Code TATUUS T-421																																																																																										
1	1:36.059	37.862	31.467	26.730		1:36.059	2	1:49.618	36.537	41.443	31.638	231.8	3:25.677	3	2:12.583	57.751	40.876	33.956	116.1	5:38.260	4	2:12.311	57.855	40.901	33.555	93.2	7:50.571	5	2:12.254	57.870	41.287	33.097	102.2	10:02.825	6	2:12.677	59.045	40.203	33.429	92.2	12:15.502	7	2:13.224	57.956	42.541	32.727	89.5	14:28.726	8	2:02.812	46.732	41.183	34.897	156.1	16:31.538	9	2:15.392	48.049	41.574	45.769	114.0	18:46.930	10	1:36.502	39.162	31.040	26.300	221.3	20:23.432	11	1:33.791	36.714	30.726	26.351	229.3	21:57.223	12	1:33.197	36.369	30.610	26.218	229.8	23:30.420	13	1:33.360	36.178	30.923	26.259	230.3	25:03.780
18 Zoe FLORESCU ROU																																																																																										
Tecnicar by Amtog TATUUS T-421																																																																																										
1	1:42.531	43.948	31.707	26.876		1:42.531	2	1:58.175	37.811	47.743	32.621	231.3	3:40.706	3	2:11.800	58.009	39.998	33.793	123.4	5:52.506	4	2:12.739	58.012	40.841	33.886	68.2	8:05.245	5	2:12.740	56.330	41.897	34.513	89.8	10:17.985	6	2:12.065	56.404	42.059	33.602	98.9	12:30.050	7	2:13.196	55.398	43.802	33.996	79.5	14:43.246	8	2:00.020	44.807	40.925	34.288	154.7	16:43.266	9	2:08.267	48.389	40.771	39.107	104.9	18:51.533	10	1:37.156	38.294	31.816	27.046	213.0	20:28.689	11	1:35.567	37.283	31.737	26.547	229.8	22:04.256														
21 Borys LYZEN POL																																																																																										
KCL Motorsport TATUUS T-421																																																																																										
1	1:38.714	40.446	31.612	26.656		1:38.714	2	1:53.463	36.933	44.343	32.187	234.8	3:32.177	3	2:12.257	56.587	41.296	34.374	115.1	5:44.434	4	2:11.914	56.771	42.038	33.105	59.1	7:56.348	5	2:12.308	57.052	42.054	33.202	90.6	10:08.656	6	2:12.731	58.905	41.131	32.695	64.0	12:21.387	7	2:14.100	57.052	43.066	33.982	77.1	14:35.487	8	2:01.321	45.953	41.151	34.217	144.6	16:36.808	9	2:11.849	48.427	41.146	42.276	121.8	18:48.657	10	1:36.705	38.637	31.438	26.630	227.8	20:25.362	11	1:34.433	36.971	31.089	26.373	234.8	21:59.795	12	1:34.037	36.888	30.825	26.324	228.8	23:33.832	13	1:33.253	36.315	30.781	26.157	236.8	25:07.085
22 Vivek KANTHAN USA																																																																																										
Griffin Core TATUUS T-421																																																																																										
1	1:34.215	36.845	31.095	26.275		1:34.215	2	1:49.112	36.347	40.726	32.039	233.3	3:23.327	3	2:11.918	57.278	40.766	33.874	96.1	5:35.245	4	2:12.315	57.891	40.656	33.768	91.9	7:47.560	5	2:12.231	58.278	40.418	33.535	88.2	9:59.791	6	2:13.288	58.627	40.735	33.926	102.0	12:13.079	7	2:12.779	57.664	42.351	32.764	95.5	14:25.858	8	2:02.868	46.858	41.450	34.560	142.7	16:28.726	9	2:17.120	48.127	42.312	46.681	145.0	18:45.846	10	1:54.687	49.052	31.910	33.725	221.3	20:40.533	11	2:29.778	1:32.919	30.759	26.100	116.6	23:10.311	12	1:32.684	36.032	30.660	25.992	229.3	24:42.995							
23 Rocco CORONEL NLD																																																																																										
MP Motorsport TATUUS T-421																																																																																										
1	1:33.847	36.599	31.076	26.172		1:33.847	2	1:48.864	36.291	40.858	31.715	231.8	3:22.711	3	2:12.292	57.388	40.643	34.261	96.3	5:35.003	4	2:12.321	57.707	40.703	33.911	96.9	7:47.324	5	2:12.175	57.869	40.407	33.899	97.6	9:59.499	6	2:13.140	58.463	40.475	34.202	106.8	12:12.639	7	2:12.805	57.597	42.296	32.912	101.2	14:25.444	8	2:03.029	46.850	41.478	34.701	148.4	16:28.473	9	2:17.050	47.660	42.582	46.808	159.1	18:45.523	10	1:53.907	46.580	31.858	35.469	219.5	20:39.430																					
24 Beau LOWETTE BEL																																																																																										
TC Racing TATUUS T-421																																																																																										
1	1:36.409	38.403	31.198	26.808		1:36.409	2	1:50.401	36.982	41.742	31.677	233.3	3:26.810	3	2:12.644	57.253	41.238	34.153	105.0	5:39.454	4	2:12.100	57.321	41.101	33.678	95.6	7:51.554	5	2:12.101	57.381	41.630	33.090	93.4	10:03.655	6	2:12.544	58.981	40.284	33.279	87.4	12:16.199	7	2:13.429	57.912	42.509	33.008	92.2	14:29.628	8	2:02.491	46.720	41.105	34.666	161.7	16:32.119	9	2:15.119	48.144	41.470	45.505	118.2	18:47.238																												

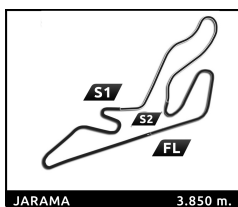


E4 SWC - R2 JARAMA Race 1

Sector Analysis

— Invalidated Lap ■ Personal Best ■ Session Best B Crossing the pit lane

Lap	Time	Sector 1	Sector 2	Sector 3	T.Sp	Elapsed	Lap	Time	Sector 1	Sector 2	Sector 3	T.Sp	Elapsed
10	1:35.536	38.262	30.854	26.420	222.7	20:22.774	4	2:11.525	56.963	41.426	33.136	72.8	7:53.312
11	1:33.804	36.432	30.977	26.395	229.8	21:56.578	5	2:12.750	57.508	42.198	33.044	87.8	10:06.062
12	1:33.383	36.297	30.784	26.302	227.8	23:29.961	6	2:12.497	58.593	40.902	33.002	68.5	12:18.559
13	1:33.507	36.313	30.895	26.299	228.8	25:03.468	7	2:13.104	57.360	42.869	32.875	75.9	14:31.663
28 Max RADECK PRT DXR TATUUS T-421							8	2:01.920	47.064	41.207	33.649	149.6	16:33.583
1	1:43.853	44.590	32.492	26.771		1:43.853	9	2:14.260	48.974	41.560	43.726	110.2	18:47.843
2	1:58.714	37.283	49.808	31.623	227.4	3:42.567	10	1:36.282	38.774	31.218	26.290	228.3	20:24.125
3	2:13.047	59.020	40.377	33.650	92.9	5:55.614	11	1:33.770	36.713	30.785	26.272	230.8	21:57.895
4	2:12.077	57.457	40.954	33.666	66.9	8:07.691	12	1:33.907	36.761	30.828	26.318	231.8	23:31.802
5	2:12.838	57.167	41.600	34.071	82.7	10:20.529	13	1:33.124	36.231	30.663	26.230	231.3	25:04.926
6	2:12.909	56.621	43.247	33.041	100.2	12:33.438	39 Louis COCHET FRA KCL Motorsport TATUUS T-421						
7	2:12.471	55.825	43.101	33.545	82.3	14:45.909	1	1:40.407	41.340	31.882	27.185		1:40.407
8	1:59.861	45.153	41.115	33.593	129.7	16:45.770	40 Kasper SCHORMANS NLD MP Motorsport TATUUS T-421						
9	2:07.043	48.638	40.576	37.829	112.7	18:52.813	1	1:37.022	38.980	31.464	26.578		1:37.022
10	1:37.480	38.561	32.147	26.772	215.6	20:30.293	2	1:50.079	36.734	42.172	31.173	237.4	3:27.101
11	1:35.649	37.218	31.961	26.470	222.7	22:05.942	3	2:12.892	57.493	41.379	34.020	126.3	5:39.993
12	1:34.461	36.791	31.193	26.477	229.8	23:40.403	4	2:11.874	57.261	41.091	33.522	97.8	7:51.867
32 Simon BULBARELLA ARG Drivex TATUUS T-421							5	2:12.462	57.571	41.578	33.313	94.1	10:04.329
1	1:37.685	39.239	31.832	26.614		1:37.685	6	2:12.337	58.861	40.277	33.199	80.2	12:16.666
2	1:51.916	36.756	43.667	31.493	234.8	3:29.601	7	2:13.453	58.037	42.378	33.038	86.6	14:30.119
3	2:13.007	57.286	41.094	34.627	115.4	5:42.608	8	2:02.351	46.706	41.180	34.465	159.3	16:32.470
4	2:11.410	56.588	41.558	33.264	74.3	7:54.018	9	2:14.900	48.390	41.317	45.193	113.2	18:47.370
5	2:12.814	57.456	41.982	33.376	89.4	10:06.832	10	1:36.330	38.867	31.148	26.315	221.3	20:23.700
6	2:12.573	58.385	41.260	32.928	65.5	12:19.405	11	1:33.768	36.720	30.793	26.255	235.3	21:57.468
7	2:13.282	57.201	42.809	33.272	72.5	14:32.687	12	1:33.766	36.878	30.814	26.074	235.3	23:31.234
8	2:01.614	46.883	41.137	33.594	145.0	16:34.301	13	1:33.022	36.244	30.658	26.120	232.3	25:04.256
9	2:13.643	48.862	41.673	43.108	109.5	18:47.944	44 Elliot KACZYNSKI SWE DXR TATUUS T-421						
10	1:38.103	39.255	32.306	26.542	223.1	20:26.047	1	1:42.794	44.178	31.810	26.806		1:42.794
11	1:34.649	37.050	31.063	26.536	236.8	22:00.696	2	1:58.396	37.694	48.315	32.387	235.8	3:41.190
12	1:33.923	36.475	31.073	26.375	236.3	23:34.619	3	2:12.090	57.971	40.490	33.629	118.0	5:53.280
13	1:33.334	36.375	30.770	26.189	235.3	25:07.953	4	2:12.615	57.757	41.099	33.759	67.4	8:05.895
37 Ty FISHER CAN Griffin Core TATUUS T-421							5	2:12.795	56.539	41.751	34.505	88.7	10:18.690
1	1:34.863	37.032	31.455	26.376		1:34.863	6	2:12.459	56.425	42.605	33.429	109.5	12:31.149
2	1:50.014	36.827	40.744	32.443	229.3	3:24.877	7	2:12.882	54.967	44.059	33.856	78.9	14:44.031
3	2:12.254	57.531	40.512	34.211	108.1	5:37.131	8	1:59.843	44.828	41.109	33.906	151.7	16:43.874
4	2:11.651	57.230	40.846	33.575	97.1	7:48.782	9	2:07.758	48.756	40.497	38.505	108.9	18:51.632
5	2:12.966	58.666	40.534	33.766	95.0	10:01.748	10	1:37.820	39.176	31.782	26.862	226.4	20:29.452
6	2:12.789	59.144	39.849	33.796	93.8	12:14.537	11	1:35.482	37.258	31.498	26.726	236.8	22:04.934
7	2:13.071	57.630	42.109	33.332	85.2	14:27.608	12	1:34.658	36.604	31.456	26.598	233.8	23:39.592
8	2:03.028	46.261	41.401	35.366	147.7	16:30.636	46 Nathan TYE GBR Drivex TATUUS T-421						
9	2:15.906	47.769	41.675	46.462	121.2	18:46.542	1	1:35.155	37.171	31.652	26.332		1:35.155
10	1:34.580	37.633	30.771	26.176	222.7	20:21.122	2	1:48.665	36.125	40.523	32.017	233.8	3:23.820
11	1:33.933	36.927	30.682	26.324	229.3	21:55.055	3	2:12.561	57.981	40.525	34.055	96.8	5:36.381
12	1:33.225	36.284	30.718	26.223	231.8	23:28.280	4	2:11.600	57.484	40.872	33.244	91.6	7:47.981
13	1:32.981	36.231	30.642	26.108	230.8	25:01.261	5	2:12.934	58.629	40.558	33.747	85.2	10:00.915
38 Daniel KELLEHER IRL Campos Racing TATUUS T-421							6	2:12.877	58.671	40.513	33.693	92.7	12:13.792
1	1:37.287	39.175	31.626	26.486		1:37.287	7	2:12.858	57.539	42.339	32.980	90.6	14:26.650
2	1:51.698	36.922	43.510	31.266	233.8	3:28.985	8	2:02.964	46.831	41.270	34.863	147.1	16:29.614
3	2:12.802	57.101	41.353	34.348	121.8	5:41.787	9	2:16.392	47.812	42.198	46.382	131.4	18:46.006



E4 SWC - R2 JARAMA Race 1

Sector Analysis

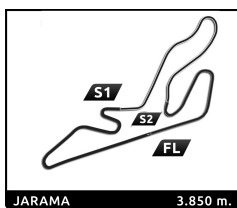
— Invalidated Lap

■ Personal Best

■ Session Best

■ Crossing the pit lane

Lap	Time	Sector 1	Sector 2	Sector 3	T.Sp	Elapsed	Lap	Time	Sector 1	Sector 2	Sector 3	T.Sp	Elapsed
73 Fausto ARNAUDO ARG Monlau Motorsport TATUUS T-421													
1	1:38.273	39.784	31.858	26.631		1:38.273							
2	1:52.562	36.987	43.909	31.666	238.4	3:30.835							
3	2:12.691	57.103	41.471	34.117	106.4	5:43.526							
4	2:11.774	56.770	41.868	33.136	66.1	7:55.300							
5	2:12.690	57.487	41.911	33.292	90.0	10:07.990							
6	2:12.499	58.835	40.909	32.755	60.1	12:20.489							
7	2:13.703	57.346	42.718	33.639	73.2	14:34.192							
8	2:01.692	46.595	41.036	34.061	137.6	16:35.884							
9	2:12.450	48.520	41.495	42.435	118.0	18:48.334							
10	1:36.471	38.557	31.444	26.470	227.8	20:24.805							
11	1:34.896	37.245	30.772	26.879	231.3	21:59.701							
12	1:33.837	36.687	30.865	26.285	231.8	23:33.538							
13	1:33.230	36.292	30.811	26.127	234.3	25:06.768							
74 Pablo RICCOBONO ESP GRS TATUUS T-421													
1	1:41.517	42.813	32.063	26.641		1:41.517							
2	1:56.244	37.801	46.089	32.354	215.1	3:37.761							
3	2:11.217	57.502	40.253	33.462	101.7	5:48.978							
4	2:13.233	57.880	41.591	33.762	61.3	8:02.211							
5	2:11.858	56.438	41.664	33.756	83.9	10:14.069							
6	2:13.410	57.539	41.933	33.938	85.2	12:27.479							
7	2:12.447	55.132	43.342	33.973	73.0	14:39.926							
8	2:01.480	45.348	41.147	34.985	162.2	16:41.406							
9	2:09.323	47.867	40.599	40.857	136.7	18:50.729							
10	1:37.551	38.342	31.666	27.543	216.0	20:28.280							
11	1:35.551	37.471	31.591	26.489	233.8	22:03.831							
12	1:34.340	36.596	31.272	26.472	234.8	23:38.171							
77 Andrej PETROVIC SRB T-Code TATUUS T-421													
1	1:36.767	38.846	31.351	26.570		1:36.767							
2	1:51.557	37.199	43.016	31.342	231.3	3:28.324							
3	2:12.659	57.028	41.516	34.115	117.5	5:40.983							
4	2:11.640	56.742	41.608	33.290	90.5	7:52.623							
5	2:12.572	57.407	41.837	33.328	88.9	10:05.195							
6	2:12.185	58.674	40.539	32.972	73.4	12:17.380							
7	2:13.581	57.923	42.623	33.035	79.4	14:30.961							
8	2:02.027	46.395	41.663	33.969	154.9	16:32.988							
9	2:14.604	48.770	41.552	44.282	106.5	18:47.592							
10	1:37.479	39.611	31.413	26.455	224.1	20:25.071							
11	1:33.902	36.595	30.896	26.411	229.3	21:58.973							
12	1:33.621	36.556	30.819	26.246	230.8	23:32.594							
13	1:33.338	36.313	30.846	26.179	231.8	25:05.932							
78 Maria NETO PRT TC Racing TATUUS T-421													
1	1:40.281	41.165	31.765	27.351		1:40.281							
80 Sebastian FRIGOLET MEX DXR TATUUS T-421													
1	1:41.975	43.489	31.783	26.703		1:41.975							
2	1:57.499	37.925	47.569	32.005	230.8	3:39.474							
3	2:12.036	58.228	40.267	33.541	103.7	5:51.510							
4	2:12.220	57.897	41.266	33.057	69.4	8:03.730							
5	2:12.415	56.783	42.300	33.332	86.7	10:16.145							
6	2:13.198	57.280	42.395	33.523	80.7	12:29.343							
7	2:12.805	55.218	44.064	33.523	78.8	14:42.148							
8	2:00.314	45.025	41.130	34.159	152.3	16:42.462							
9	2:08.815	48.579	40.887	39.349	118.3	18:51.277							
10	1:37.861	38.898	31.928	27.035	210.1	20:29.138							
11	1:36.448	37.789	31.689	26.970	233.3	22:05.586							
12	1:34.312	36.363	31.377	26.572	233.3	23:39.898							
81 Noah MONTEIRO PRT Griffin Core TATUUS T-421													
1	1:33.278	36.166	30.924	26.188		1:33.278							
2	1:48.965	36.067	41.188	31.710	229.8	3:22.243							
3	2:12.249	57.438	40.347	34.464	102.5	5:34.492							
4	2:12.350	57.819	40.399	34.132	96.3	7:46.842							
5	2:12.184	57.881	40.364	33.939	95.8	9:59.026							
6	2:13.158	58.545	40.360	34.253	106.5	12:12.184							
7	2:12.903	57.619	42.238	33.046	103.1	14:25.087							
8	2:02.947	46.776	41.465	34.706	174.5	16:28.034							
9	2:17.173	47.654	42.591	46.928	163.1	18:45.207							
10	1:34.507	37.589	30.753	26.165	216.0	20:19.714							
11	1:33.192	36.254	30.711	26.227	228.8	21:52.906							
12	1:32.748	36.014	30.609	26.125	229.3	23:25.654							
13	1:32.603	36.029	30.621	25.953	230.3	24:58.257							
88 Miki BLASCOS ESP Monlau Motorsport TATUUS T-421													
1	1:39.518	40.257	32.247	27.014		1:39.518							
94 Jordan MOODLEY ZAF G4 Racing TATUUS T-421													
1	1:44.625	45.239	32.215	27.171		1:44.625							
2	1:58.515	37.862	48.913	31.740	229.8	3:43.140							
3	2:12.836	59.463	39.991	33.382	92.2	5:55.976							
4	2:12.251	57.714	40.841	33.696	67.3	8:08.227							
5	2:12.670	56.987	41.635	34.048	84.9	10:20.897							
6	2:13.121	56.661	43.326	33.134	103.3	12:34.018							
7	2:12.489	56.204	42.854	33.431	81.3	14:46.507							
8	1:59.873	45.056	41.191	33.626	123.7	16:46.380							
9	2:06.958	48.423	40.692	37.843	141.4	18:53.338							
10	1:38.918	39.302	31.910	27.706	218.6	20:32.256							
11	1:35.466	37.395	31.275	26.796	224.5	22:07.722							
12	1:35.807	37.599	31.358	26.850	229.3	23:43.529							





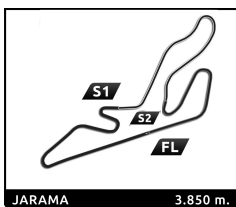
E4 SWC - R2 JARAMA Race 1

Provisional Race Director Report

Hour	Flag	Message
12:10:00		FAST LANE OPEN
12:12:03		PIT LANE OPEN
12:17:41		START DELAYED
12:23:23		5 MINUTES BOARD
12:25:06		3 MINUTES BOARD
12:27:00		1 MINUTE BOARD
12:27:52		15 SECONDS BOARD
12:28:19		GREEN FLAG - FORMATION LAP
12:31:49		STARTING PROCEDURE UNDER INVESTIGATION
12:33:35	YF	YELLOW FLAG AT TURN 1
12:33:45	SF	SAFETY CAR
12:34:30		CARS #39 #78 #88 IN GRAVEL BED AT TURN 1
12:36:01		CARS #39 #78 #88 IN GRAVEL BED AT TURN 1 - DRIVERS OK
12:36:23		INCIDENT INVOLVING CARS #39 #78 #88 ON T1 NOTED
12:38:22		FOLLOWING SC IN T1 KEEP ON THE RHS
12:41:31		FOLLOWING SC IN T1 KEEP ON THE LHS
12:43:58		FOLLOWING SC IN T1 KEEP ON THE RHS
12:48:43		SAFETY CAR IN THIS LAP
12:50:03	GF	GREEN FLAG
12:51:00		INCIDENT INVOLVING CAR #22 ON T1 NOTED
12:52:14		SC PROCEDURE UNDER INVESTIGATION
12:53:02		DRIVE THROUGH PENALTY CAR #7 - JUMP START
12:54:06		STARTING PROCEDURE WILL BE INVESTIGATED AFTER THE SESSION - CAR #77 JUMP START
12:57:53	SF	SAFETY CAR
12:58:11	RF	RED FLAG
12:58:19		SESSION WILL NOT RESUME
13:01:02		CARS & DRIVERS #81 #46 #37 #15 PROCEED TO THE SCRUTINEERING BAY IMMEDIATELY AFTER SESSION
13:02:43		E3 - PIT LANE OPEN - INFORMATION ASAP
13:09:14		E3 - PIT LANE WILL BE OPEN AT 13:15 TBC

Published at: ...13:10.....

Race Director: Luis GONZÁLEZ 	Timekeeper: Alberto ESTÉBANEZ 
---	--


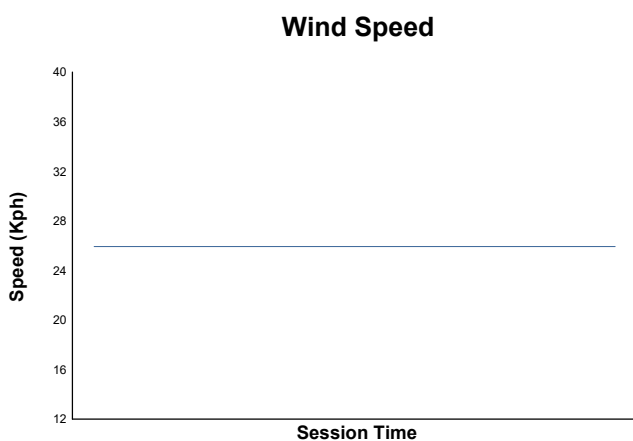
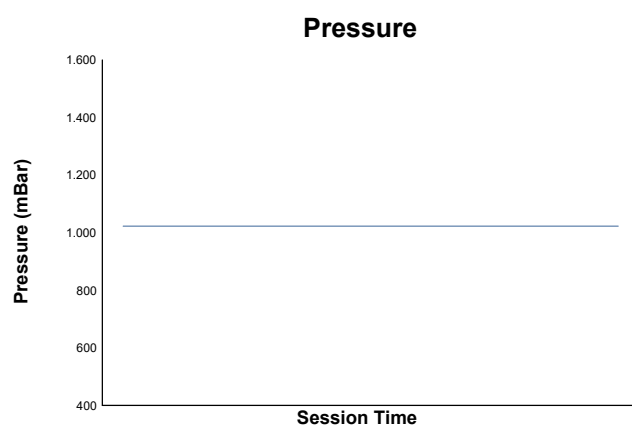
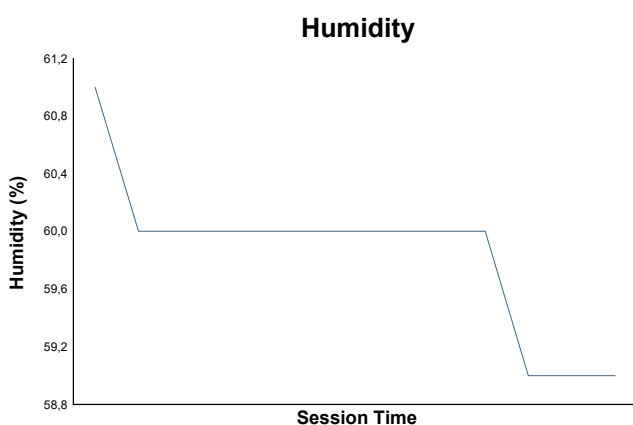
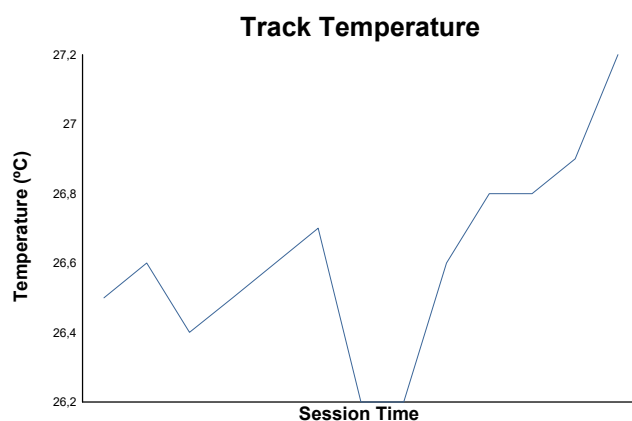
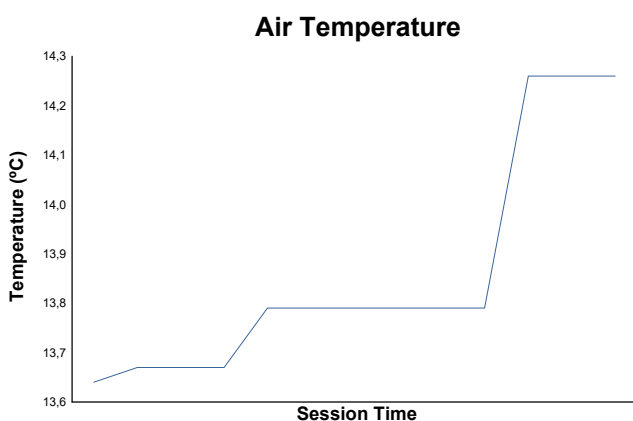


SWC - R2 JARAMA

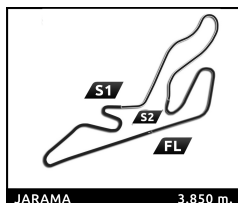
E4

Race 1

Weather Report



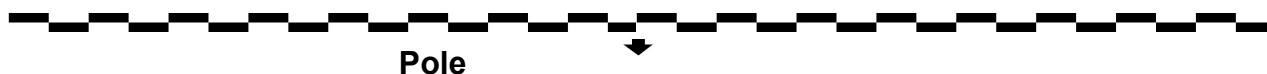
Track Status: **DRY**







E4 SWC - R2 JARAMA Sprint Race (20 Minutes +1 Lap)

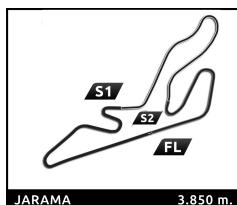
Final Starting Grid

1:34.327	Jorden MOODLEY	G4 Racing	94	- 16 -			
1:33.207	Pablo RICCOBONO	GRS	74	- 15 -	13	Tecnicar by Amtog	1:33.275 Aleix PIÑERA
1:32.806	Rahim ALIBHAI	Monlau Motorsport	11	- 14 -	18	Tecnicar by Amtog	1:32.903 Zoe FLORESCU
1:32.739	Max RADECK	DXR	28	- 13 -	9	G4 Racing	1:32.768 Jean Paul KARRAS
1:32.601	Felipe REIJS	MP Motorsport	7	- 12 -	39	KCL Motorsport	1:32.656 Louis COCHET
1:32.501	Maria NETO	TC Racing	78	- 11 -	12	G4 Racing	1:32.565 Philippe Armand KARRAS
1:32.438	Jensen BURNETT	Drivex	15	- 10 -	44	DXR	1:32.488 Elliot KACZYNSKI
1:32.405	Luna FLUXA	Campos Racing	10	- 9 -	80	DXR	1:32.406 Sebastian FRIGOLET
1:32.336	Miki BLASCOS	Monlau Motorsport	88	- 8 -	73	Monlau Motorsport	1:32.404 Fausto ARNAUDO
1:32.262	Simon BULBARELLA	Drivex	32	- 7 -	8	Campos Racing	1:32.285 Jacob MICALLEF
1:31.841	Daniel KELLEHER	Campos Racing	38	- 6 -	81	Griffin Core	1:31.644 Noah MONTEIRO
1:31.904	Rocco CORONEL	MP Motorsport	23	- 5 -	22	Griffin Core	1:31.878 Vivek KANTHAN
1:31.999	Nathan TYE	Drivex	46	- 4 -	37	Griffin Core	1:31.905 Ty FISHER
1:32.099	Beau LOWETTE	TC Racing	24	- 3 -	1	KCL Motorsport	1:32.080 Reno FRANCO
1:32.109	Kasper SCHORMANS	MP Motorsport	40	- 2 -	17	T-Code	1:32.105 Nacho TUÑON
1:32.195	Borys LYZEN	KCL Motorsport	21	- 1 -	77	T-Code	1:32.175 Andrej PETROVIC



Published at:15:00.....

 Mr. Dennis Dean Chair of the Stewards	 Mrs. Noelia Franco Steward	 Mr. Alberto Lindon Fernández Steward	Timekeeper: Alberto ESTÉBANEZ 
---	--	--	--



E4 SWC - R2 JARAMA Sprint Race (20 Minutes +1 Lap)

Final Classification

No	Driver	Nat	Team	Car	Cl.	Laps	Total Time	Gap	Kph	Best Lap		
										Lap	Time	Kph
1	21 Borys LYZEN	POL	KCL Motorsport	TATUUS T-421	R	11	18:20.225	-	138.6	5	1:32.439	149.9
2	77 Andrej PETROVIC	SRB	T-Code	TATUUS T-421		11	18:25.679	+5.454	137.9	8	1:32.946	149.1
3	1 Reno FRANCOT	NLD	KCL Motorsport	TATUUS T-421		11	18:27.686	+7.461	137.6	5	1:32.899	149.2
4	40 Kasper SCHORMANS	NLD	MP Motorsport	TATUUS T-421	R	11	18:28.065	+7.840	137.6	6	1:33.013	149.0
5	46 Nathan TYE	GBR	Drivex	TATUUS T-421		11	18:28.124	+7.899	137.6	9	1:32.877	149.2
6	22 Vivek KANTHAN	USA	Griffin Core	TATUUS T-421		11	18:28.607	+8.382	137.5	6	1:32.945	149.1
7	38 Daniel KELLEHER	IRL	Campos Racing	TATUUS T-421	R	11	18:29.363	+9.138	137.4	8	1:33.007	149.0
8	81 Noah MONTEIRO	PRT	Griffin Core	TATUUS T-421		11	18:29.763	+9.538	137.4	8	1:32.997	149.0
9	17 Nacho TUÑON	ESP	T-Code	TATUUS T-421		11	18:31.627	+11.402	137.2	9	1:32.722	149.5
10	37 Ty FISHER	CAN	Griffin Core	TATUUS T-421	R	11	18:32.202	+11.977	137.1	8	1:33.161	148.8
11	24 Beau LOWETTE	BEL	TC Racing	TATUUS T-421	R	11	18:34.129	+13.904	136.8	6	1:33.338	148.5
12	32 Simon BULBARELLA	ARG	Drivex	TATUUS T-421	R	11	18:34.615	+14.390	136.8	7	1:33.283	148.6
13	8 Jacob MICALLEF	MLT	Campos Racing	TATUUS T-421	R	11	18:35.387	+15.162	136.7	8	1:33.410	148.4
14	12 Philippe Armand KARRAS	GRC	G4 Racing	TATUUS T-421		11	18:35.906	+15.681	136.6	10	1:33.207	148.7
15	10 Luna FLUXA	ESP	Campos Racing	TATUUS T-421	R	11	18:36.713	+16.488	136.5	7	1:33.399	148.4
16	73 Fausto ARNAUDO	ARG	Monlau Motorsport	TATUUS T-421	R	11	18:38.878	+18.653	136.3	10	1:33.734	147.9
17	80 Sebastian FRIGOLET	MEX	DXR	TATUUS T-421	R	11	18:39.418	+19.193	136.2	7	1:33.537	148.2
18	88 Miki BLASCOS	ESP	Monlau Motorsport	TATUUS T-421	R	11	18:40.832	+20.607	136.0	7	1:33.697	147.9
19	11 Rahim ALIBHAI	USA	Monlau Motorsport	TATUUS T-421	R	11	18:41.245	+21.020	136.0	8	1:33.737	147.9
20	7 Felipe REIJS	NLD	MP Motorsport	TATUUS T-421	R	11	18:41.726	+21.501	135.9	7	1:33.578	148.1
21	78 Maria NETO	PRT	TC Racing	TATUUS T-421	R	11	18:42.057	+21.832	135.9	8	1:33.930	147.6
22	74 Pablo RICCOBONO	ESP	GRS	TATUUS T-421		11	18:42.639	+22.414	135.8	7	1:33.782	147.8
23	39 Louis COCHET	FRA	KCL Motorsport	TATUUS T-421	R	11	18:42.996	+22.771	135.8	11	1:33.494	148.2
24	15 Jensen BURNETT	CAN	Drivex	TATUUS T-421	R	11	18:43.531	+23.306	135.7	5	1:32.977	149.1
25	9 Jean Paul KARRAS	GRC	G4 Racing	TATUUS T-421		11	18:45.469	+25.244	135.5	4	1:33.845	147.7
26	13 Aleix PINERA	ESP	Tecnicar by Amtog	TATUUS T-421	R	11	18:46.237	+26.012	135.4	4	1:33.687	147.9
27	28 Max RADECK	PRT	DXR	TATUUS T-421	R	11	18:47.072	+26.847	135.3	8	1:33.412	148.4
28	18 Zoe FLORESCU	ROU	Tecnicar by Amtog	TATUUS T-421	R	11	18:47.834	+27.609	135.2	5	1:33.787	147.8
29	94 Jorden MOODLEY	ZAF	G4 Racing	TATUUS T-421		11	19:02.870	+42.645	133.4	9	1:35.048	145.8
30	23 Rocco CORONEL	NLD	MP Motorsport	TATUUS T-421	R	10	19:24.777	1 Lap	119.0	5	1:32.659	149.6





Not classified

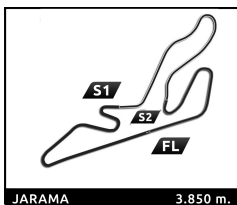
44 Elliot KACZYNSKI SWE DXR TATUUS T-421 R 1 2:20.052

Pole Position:	Borys LYZEN	1:32.195	150.3 Kph
Fastest Lap:	Lap5 Borys LYZEN	1:32.439	149.9 Kph

Published at:17:40.....

Track Status: **DRY**

 Mr. Dennis Dean Chair of the Stewards	 Mrs. Noelia Franco Steward	 Mr. Alberto Lindon Fernández Steward	Timekeeper: Alberto ESTÉBANEZ 
---	--	--	--







E4 SWC - R2 JARAMA Sprint Race (20 Minutes +1 Lap)

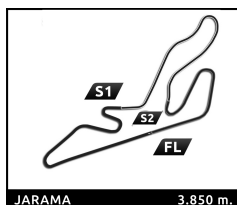
Final Classification by Class

No	Driver	Nat	Team	Car	Laps	Total Time	Gap	Kph	Best Lap			
									Lap	Time	Kph	
R												
1	21 Borys LYZEN	POL	KCL Motorsport	TATUUS T-421	11	18:20.225		138.6	5	1:32.439	149.9	
2	40 Kasper SCHORMANS	NLD	MP Motorsport	TATUUS T-421	11	18:28.065	+7.840	137.6	6	1:33.013	149.0	
3	38 Daniel KELLEHER	IRL	Campos Racing	TATUUS T-421	11	18:29.363	+9.138	137.4	8	1:33.007	149.0	
4	37 Ty FISHER	CAN	Griffin Core	TATUUS T-421	11	18:32.202	+11.977	137.1	8	1:33.161	148.8	
5	24 Beau LOWETTE	BEL	TC Racing	TATUUS T-421	11	18:34.129	+13.904	136.8	6	1:33.338	148.5	
6	32 Simon BULBARELLA	ARG	Drivex	TATUUS T-421	11	18:34.615	+14.390	136.8	7	1:33.283	148.6	
7	8 Jacob MICALLEF	MLT	Campos Racing	TATUUS T-421	11	18:35.387	+15.162	136.7	8	1:33.410	148.4	
8	10 Luna FLUXA	ESP	Campos Racing	TATUUS T-421	11	18:36.713	+16.488	136.5	7	1:33.399	148.4	
9	73 Fausto ARNAUDO	ARG	Monlau Motorsport	TATUUS T-421	11	18:38.878	+18.653	136.3	10	1:33.734	147.9	
10	80 Sebastian FRIGOLET	MEX	DXR	TATUUS T-421	11	18:39.418	+19.193	136.2	7	1:33.537	148.2	
11	88 Miki BLASCOS	ESP	Monlau Motorsport	TATUUS T-421	11	18:40.832	+20.607	136.0	7	1:33.697	147.9	
12	11 Rahim ALIBHAI	USA	Monlau Motorsport	TATUUS T-421	11	18:41.245	+21.020	136.0	8	1:33.737	147.9	
13	7 Felipe REIJS	NLD	MP Motorsport	TATUUS T-421	11	18:41.726	+21.501	135.9	7	1:33.578	148.1	
14	78 Maria NETO	PRT	TC Racing	TATUUS T-421	11	18:42.057	+21.832	135.9	8	1:33.930	147.6	
15	39 Louis COCHET	FRA	KCL Motorsport	TATUUS T-421	11	18:42.996	+22.771	135.8	11	1:33.494	148.2	
16	15 Jensen BURNETT	CAN	Drivex	TATUUS T-421	11	18:43.531	+23.306	135.7	5	1:32.977	149.1	
17	13 Aleix PIÑERA	ESP	Tecnicar by Amtog	TATUUS T-421	11	18:46.237	+26.012	135.4	4	1:33.687	147.9	
18	28 Max RADECK	PRT	DXR	TATUUS T-421	11	18:47.072	+26.847	135.3	8	1:33.412	148.4	
19	18 Zoe FLORESCU	ROU	Tecnicar by Amtog	TATUUS T-421	11	18:47.834	+27.609	135.2	5	1:33.787	147.8	
20	23 Rocco CORONEL	NLD	MP Motorsport	TATUUS T-421	10	19:24.777	1 Lap	119.0	5	1:32.659	149.6	
Not classified												
44	Elliott KACZYNSKI	SWE	DXR	TATUUS T-421	1	2:20.052	10 Laps					

Published at:17:40.....

Track Status: **DRY**

 Mr. Dennis Dean Chair of the Stewards	 Mrs. Noelia Franco Steward	 Mr. Alberto Lindon Fernández Steward	Timekeeper: Alberto ESTÉBANEZ 
---	--	--	--

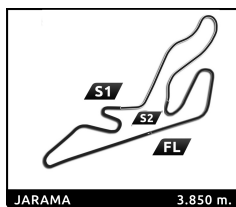


E4 SWC - R2 JARAMA Sprint Race

Amended

Best Sector Times

Sector 1			Sector 2			Sector 3			Ideal Lap	Best Lap
Pos	No Driver	Time	No Driver	Time	No Driver	Time	Pos	No Driver		
1	21 B.LYZEN	35.904	21 B.LYZEN	30.498	21 B.LYZEN	25.984	1	21 B.LYZEN	1:32.386	1:32.439 (1)
2	23 R.CORONEL	35.986	17 N.TUÑON	30.598	23 R.CORONEL	25.987	2	17 N.TUÑON	1:32.623	1:32.722 (3)
3	17 N.TUÑON	35.996	1 R.FRANCOT	30.617	17 N.TUÑON	26.029	3	23 R.CORONEL	1:32.659	1:32.659 (2)
4	15 J.BURNETT	36.004	81 N.MONTEIRO	30.620	77 A.PETROVIC	26.060	4	22 V.KANTHAN	1:32.796	1:32.945 (6)
5	22 V.KANTHAN	36.023	38 D.KELLEHER	30.629	40 K.SCHORMANS	26.084	5	40 K.SCHORMANS	1:32.808	1:33.013 (11)
6	1 R.FRANCOT	36.054	22 V.KANTHAN	30.634	46 N.TYE	26.100	6	15 J.BURNETT	1:32.812	1:32.977 (8)
7	46 N.TYE	36.066	37 T.FISHER	30.646	37 T.FISHER	26.113	7	46 N.TYE	1:32.829	1:32.877 (4)
8	40 K.SCHORMANS	36.067	40 K.SCHORMANS	30.657	15 J.BURNETT	26.123	8	77 A.PETROVIC	1:32.844	1:32.946 (7)
9	12 P.KARRAS	36.077	46 N.TYE	30.663	22 V.KANTHAN	26.139	9	1 R.FRANCOT	1:32.867	1:32.899 (5)
10	38 D.KELLEHER	36.101	77 A.PETROVIC	30.670	39 L.COCHET	26.144	10	38 D.KELLEHER	1:32.896	1:33.007 (10)
11	77 A.PETROVIC	36.114	15 J.BURNETT	30.685	12 P.KARRAS	26.152	11	81 N.MONTEIRO	1:32.926	1:32.997 (9)
12	7 F.REIJS	36.145	23 R.CORONEL	30.686	81 N.MONTEIRO	26.159	12	37 T.FISHER	1:32.984	1:33.161 (12)
13	81 N.MONTEIRO	36.147	10 L.FLUXA	30.706	38 D.KELLEHER	26.166	13	12 P.KARRAS	1:33.003	1:33.207 (13)
14	73 F.ARNAUDO	36.178	8 J.MICALLEF	30.772	1 R.FRANCOT	26.196	14	73 F.ARNAUDO	1:33.173	1:33.734 (24)
15	28 M.RADECK	36.212	12 P.KARRAS	30.774	32 S.BULBARELLA	26.213	15	39 L.COCHET	1:33.238	1:33.494 (19)
16	8 J.MICALLEF	36.220	80 S.FRIGOLET	30.774	73 F.ARNAUDO	26.215	16	32 S.BULBARELLA	1:33.267	1:33.283 (14)
17	37 T.FISHER	36.225	73 F.ARNAUDO	30.780	88 M.BLASCOS	26.223	17	8 J.MICALLEF	1:33.284	1:33.410 (17)
18	32 S.BULBARELLA	36.251	88 M.BLASCOS	30.786	24 B.LOWETTE	26.232	18	24 B.LOWETTE	1:33.293	1:33.338 (15)
19	24 B.LOWETTE	36.271	24 B.LOWETTE	30.790	11 R.ALIBHAI	26.250	19	7 F.REIJS	1:33.332	1:33.578 (21)
20	39 L.COCHET	36.284	32 S.BULBARELLA	30.803	28 M.RADECK	26.265	20	10 L.FLUXA	1:33.345	1:33.399 (16)
21	10 L.FLUXA	36.337	39 L.COCHET	30.810	80 S.FRIGOLET	26.281	21	88 M.BLASCOS	1:33.372	1:33.697 (23)
22	88 M.BLASCOS	36.363	11 R.ALIBHAI	30.836	8 J.MICALLEF	26.292	22	28 M.RADECK	1:33.386	1:33.412 (18)
23	13 A.PIÑERA	36.363	13 A.PIÑERA	30.851	7 F.REIJS	26.294	23	80 S.FRIGOLET	1:33.432	1:33.537 (20)
24	18 Z.FLORESCU	36.369	74 P.RICCOBONO	30.855	10 L.FLUXA	26.302	24	11 R.ALIBHAI	1:33.484	1:33.737 (25)
25	78 M.NETO	36.373	7 F.REIJS	30.893	74 P.RICCOBONO	26.307	25	13 A.PIÑERA	1:33.564	1:33.687 (22)
26	80 S.FRIGOLET	36.377	78 M.NETO	30.905	9 J.KARRAS	26.337	26	78 M.NETO	1:33.624	1:33.930 (29)
27	11 R.ALIBHAI	36.398	28 M.RADECK	30.909	78 M.NETO	26.346	27	74 P.RICCOBONO	1:33.703	1:33.782 (26)
28	74 P.RICCOBONO	36.541	9 J.KARRAS	30.918	13 A.PIÑERA	26.350	28	18 Z.FLORESCU	1:33.767	1:33.787 (27)
29	9 J.KARRAS	36.590	18 Z.FLORESCU	31.042	18 Z.FLORESCU	26.356	29	9 J.KARRAS	1:33.845	1:33.845 (28)
30	94 J.MOODLEY	36.900	94 J.MOODLEY	31.260	94 J.MOODLEY	26.681	30	94 J.MOODLEY	1:34.841	1:35.048 (30)

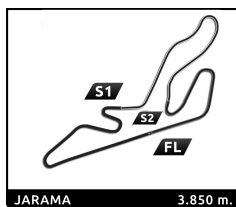


E4 SWC - R2 JARAMA Sprint Race

Amended

Best Top Speed

No Driver	Team	Class	Top 1		Top 2		Top 3		Top 4		Top 5		
			Kph	Lap	Kph	Lap	Kph	Lap	Kph	Lap	Kph	Lap	Avg
12 Philippe Armand KARRAS	G4 Racing		241.1	5	235.8	6	235.3	7	235.3	3	234.3	4	236,4
39 Louis COCHET	KCL Motorsport	R	240.0	8	237.9	7	237.9	6	236.3	4	235.8	10	237,6
7 Felipe REIJS	MP Motorsport	R	238.9	6	238.4	5	235.8	9	235.8	7	234.8	11	236,7
10 Luna FLUXA	Campos Racing	R	238.9	5	236.3	4	235.3	11	235.3	10	235.3	9	236,2
11 Rahim ALIBHAI	Monlau Motorsport	R	238.9	9	238.9	7	238.9	4	237.9	11	237.9	8	238,5
1 Reno FRANCOT	KCL Motorsport		237.9	11	234.8	7	234.3	10	234.3	9	233.8	6	235,0
37 Ty FISHER	Griffin Core	R	237.9	11	235.8	4	235.3	8	233.3	10	233.3	6	235,1
46 Nathan TYE	Drivex		237.9	11	235.8	3	234.3	4	233.8	10	233.8	9	235,1
15 Jensen BURNETT	Drivex	R	237.4	7	235.8	11	235.8	9	235.3	8	234.3	3	235,7
22 Vivek KANTHAN	Griffin Core		236.8	4	236.3	8	236.3	3	235.3	10	234.8	7	235,9
32 Simon BULBARELLA	Drivex	R	236.8	5	235.8	11	235.8	4	235.3	10	235.3	9	235,8
81 Noah MONTEIRO	Griffin Core		236.8	10	235.8	11	235.3	5	234.8	7	234.8	6	235,5
17 Nacho TUÑON	T-Code		236.3	5	235.3	6	235.3	10	234.8	3	233.3	7	235,0
88 Miki BLASCOS	Monlau Motorsport	R	236.3	5	235.8	4	235.3	8	234.3	7	233.8	9	235,1
9 Jean Paul KARRAS	G4 Racing		235.8	6	235.3	7	233.8	8	233.8	5	233.8	4	234,5
38 Daniel KELLEHER	Campos Racing	R	235.8	6	235.8	4	234.8	5	234.3	11	234.3	8	235,0
74 Pablo RICCOBONO	GRS		235.8	5	235.3	4	234.8	11	234.8	7	234.8	3	235,1
8 Jacob MICALLEF	Campos Racing	R	234.8	11	234.8	7	234.8	5	234.3	8	234.3	6	234,6
24 Beau LOWETTE	TC Racing	R	234.8	5	233.3	4	231.8	3	229.8	11	229.3	7	231,8
28 Max RADECK	DXR	R	234.8	10	231.8	11	230.8	9	230.8	7	230.3	8	231,7
40 Kasper SCHORMANS	MP Motorsport	R	234.8	7	234.3	8	233.8	5	233.3	9	232.8	4	233,8
78 Maria NETO	TC Racing	R	234.8	8	234.8	6	233.8	10	233.3	7	233.3	5	234,0
80 Sebastian FRIGOLET	DXR	R	234.8	8	234.8	4	234.3	11	234.3	10	234.3	5	234,5
13 Aleix PIÑERA	Tecnicar by Amtog	R	234.3	7	233.8	8	233.3	9	233.3	6	232.3	10	233,4
73 Fausto ARNAUDO	Monlau Motorsport	R	233.8	3	231.8	7	231.8	6	231.8	5	231.3	10	232,1
77 Andrej PETROVIC	T-Code		233.8	8	232.3	7	232.3	9	230.8	5	230.3	6	231,9
18 Zoe FLORESCU	Tecnicar by Amtog	R	232.8	9	232.3	8	231.8	7	231.8	5	231.3	11	232,0
21 Borys LYZEN	KCL Motorsport	R	232.8	8	231.8	7	231.8	9	231.3	10	231.3	6	231,8
23 Rocco CORONEL	MP Motorsport	R	230.8	10	229.8	8	229.8	7	229.8	6	229.3	9	229,9
94 Jorden MOODLEY	G4 Racing		229.8	3	229.3	4	228.8	10	228.3	11	228.3	6	228,9
44 Elliot KACZYNSKI	DXR	R											

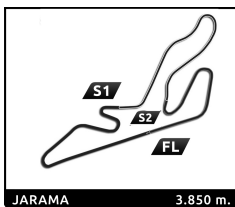


E4 SWC - R2 JARAMA Sprint Race

Amended

Lap Chart

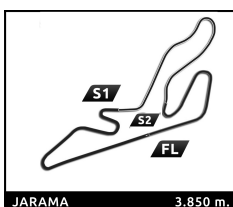
No	Pos	Grid	Lap											
			1	2	3	4	5	6	7	8	9	10	11	
21	1	21	21	21	21	21	21	21	21	21	21	21	21	21
77	2	77	77	77	77	77	77	77	77	77	77	77	77	77
40	3	40	40	40	40	40	40	40	40	40	40	40	40	1
17	4	17	1	1	1	1	1	1	1	1	1	1	1	40
24	5	24	46	46	46	46	46	46	46	46	46	46	46	46
1	6	1	22	22	22	22	22	22	22	22	22	22	22	22
46	7	46	24	24	24	38	38	38	38	38	38	38	38	38
37	8	37	38	38	38	81	81	81	81	81	81	81	81	81
23	9	23	81	81	81	37	37	37	37	37	37	17	17	17
22	10	22	37	37	37	24	24	24	17	17	17	37	37	37
38	11	38	32	32	32	32	32	17	24	24	24	24	24	24
81	12	81	8	8	73	73	17	32	32	32	32	32	32	32
32	13	32	73	73	8	17	8	8	8	8	8	8	8	8
8	14	8	17	17	17	8	10	10	10	10	10	10	10	12
88	15	88	10	10	10	10	73	73	73	12	12	12	12	10
73	16	73	80	80	80	80	80	12	12	73	73	73	73	73
10	17	10	78	78	12	12	12	80	80	80	80	80	80	80
80	18	80	44	12	78	78	88	88	88	88	88	88	88	88
15	19	15	12	88	88	88	11	11	11	11	11	11	11	11
44	20	44	88	11	11	11	78	7	7	7	7	7	7	7
78	21	78	11	74	74	74	7	78	78	78	78	78	78	78
12	22	12	74	7	7	7	74	74	74	74	74	74	74	74
7	23	7	7	9	9	9	9	9	9	39	15	15	39	39
39	24	39	9	39	39	39	39	39	39	15	39	39	39	15
28	25	28	39	13	13	13	13	13	13	9	9	9	9	9
9	26	9	13	18	18	18	18	18	15	13	13	13	13	13
11	27	11	18	28	28	15	15	15	18	18	18	18	18	28
18	28	18	28	94	15	28	28	28	28	28	28	28	28	18
74	29	74	94	15	94	94	94	94	94	94	94	94	94	94
13	30	13	15	23	23	23	23	23	23	23	23	23	23	23
94	31	94	23											



E4 SWC - R2 JARAMA Sprint Race

Fastest Lap Sequence

Elapsed	No Driver	Team	Car	Class	Time	Kph	Lap
5:59.608	21 Borys LYZEN	KCL Motorsport	TATUUS T-421	R	1:32.976	149.1	3
7:32.201	21 Borys LYZEN	KCL Motorsport	TATUUS T-421	R	1:32.593	149.7	4
9:04.640	21 Borys LYZEN	KCL Motorsport	TATUUS T-421	R	1:32.439	149.9	5



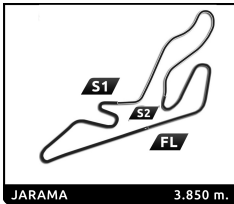
E4 SWC - R2 JARAMA Sprint Race

Analysis by lap

Amended

Lapped

No	Lap Time	Gap	No	Lap Time	Gap	No	Lap Time	Gap	No	Lap Time	Gap						
Lap 1			39	2:04.216	10.374	80	1:34.473	9.057	81	1:33.058	6.418	Lap 8					
21	1:55.833	0.000	13	2:02.647	11.033	12	1:34.242	9.315	37	1:33.321	7.522	21	1:32.510		77	1:32.946	3.946
77	1:57.113	1.280	18	2:02.134	11.848	78	1:34.057	9.980	24	1:33.338	8.575	40	1:33.125	4.677	40	1:33.125	4.677
40	1:58.308	2.475	28	2:00.180	14.668	88	1:33.939	10.231	17	1:32.965	8.947	1	1:32.969	5.109	1	1:32.969	5.109
1	1:59.525	3.692	94	1:59.108	15.323	11	1:34.026	10.571	32	1:33.865	9.567	46	1:33.036	5.970	46	1:33.036	5.970
46	2:00.557	4.724	15	1:58.269	15.662	74	1:34.083	11.407	8	1:33.437	10.212	22	1:33.022	6.663	22	1:33.022	6.663
22	2:02.000	6.167	23	5:27.540	1 Lap	7	1:33.871	11.585	10	1:33.409	10.762	38	1:33.007	7.252	38	1:33.007	7.252
24	2:03.372	7.539	Lap 3			9	1:33.845	12.209	73	1:33.760	11.691	81	1:32.997	7.609	81	1:32.997	7.609
38	2:05.573	9.740	21	1:32.976		39	1:33.767	12.613	12	1:33.719	11.961	37	1:33.161	8.836	37	1:33.161	8.836
81	2:06.863	11.030	77	1:33.795	1.390	13	1:33.687	13.228	80	1:34.710	12.739	17	1:32.832	9.895	17	1:32.832	9.895
37	2:08.528	12.695	40	1:34.096	1.892	18	1:33.987	14.688	11	1:33.906	13.536	24	1:33.646	10.836	24	1:33.646	10.836
32	2:10.061	14.228	1	1:34.053	2.210	15	1:33.022	16.819	7	1:33.584	13.872	32	1:33.510	11.306	32	1:33.510	11.306
8	2:11.620	15.787	46	1:34.223	2.749	28	1:34.550	18.051	78	1:34.227	14.305	8	1:33.410	12.066	8	1:33.410	12.066
73	2:12.786	16.953	22	1:34.037	2.994	94	1:36.724	22.423	74	1:34.340	15.227	10	1:33.486	12.593	10	1:33.486	12.593
17	2:14.199	18.366	24	1:34.290	3.516	23	1:32.865	1 Lap	9	1:34.189	15.514	12	1:33.375	13.949	12	1:33.375	13.949
10	2:15.334	19.501	38	1:34.213	3.734	Lap 5			39	1:34.184	15.838	73	1:34.375	14.808	73	1:34.375	14.808
80	2:16.877	21.044	81	1:34.154	4.071	21	1:32.439		13	1:34.076	16.332	80	1:33.885	15.107	80	1:33.885	15.107
78	2:18.215	22.382	37	1:34.054	4.436	77	1:33.120	2.487	18	1:34.300	17.840	88	1:33.840	15.766	88	1:33.840	15.766
44	2:20.052	24.219	32	1:34.101	4.851	40	1:33.058	3.070	15	1:33.158	18.019	11	1:33.737	16.018	11	1:33.737	16.018
12	2:22.695	26.862	73	1:34.321	5.798	1	1:32.899	3.412	28	1:33.772	20.627	7	1:34.102	16.498	7	1:34.102	16.498
88	2:24.150	28.317	8	1:34.613	5.801	46	1:33.176	4.577	94	1:35.515	29.162	78	1:33.930	17.162	78	1:33.930	17.162
11	2:25.414	29.581	17	1:34.091	5.877	22	1:33.301	5.141	23	1:32.659	1 Lap	74	1:33.933	17.888	74	1:33.933	17.888
74	2:26.673	30.840	10	1:34.410	6.527	38	1:33.323	5.474	Lap 7			39	1:34.894	19.706	39	1:34.894	19.706
7	2:29.447	33.614	80	1:34.216	7.177	81	1:33.259	5.856	21	1:32.544		15	1:34.041	20.001	15	1:34.041	20.001
9	2:31.517	35.684	12	1:34.156	7.666	37	1:33.367	6.697	77	1:33.037	3.510	9	1:35.414	20.019	9	1:35.414	20.019
39	2:32.790	36.957	78	1:35.293	8.516	24	1:34.202	7.733	40	1:33.019	4.062	13	1:35.235	20.528	13	1:35.235	20.528
13	2:35.018	39.185	88	1:34.540	8.885	32	1:34.468	8.198	1	1:33.266	4.650	18	1:34.202	21.418	18	1:34.202	21.418
18	2:36.346	40.513	11	1:34.485	9.138	17	1:32.925	8.478	46	1:33.025	5.444	28	1:33.412	22.735	28	1:33.412	22.735
28	2:41.120	45.287	74	1:34.863	9.917	8	1:33.545	9.271	22	1:33.105	6.151	94	1:35.654	34.938	94	1:35.654	34.938
94	2:42.847	47.014	7	1:34.180	10.307	10	1:33.824	9.849	38	1:33.261	6.755	23	1:33.014	1 Lap	23	1:33.014	1 Lap
15	2:44.025	48.192	9	1:34.393	10.957	73	1:35.492	10.427	81	1:33.248	7.122	Lap 9					
Lap 2			39	1:34.041	11.439	80	1:33.907	10.525	37	1:33.207	8.185	21	1:32.657		21	1:32.657	
21	2:30.799		13	1:34.077	12.134	12	1:33.862	10.738	17	1:33.170	9.573	77	1:33.183	4.472	77	1:33.183	4.472
77	2:30.090	0.571	18	1:34.422	13.294	88	1:33.712	11.504	24	1:33.669	9.700	40	1:33.218	5.238	40	1:33.218	5.238
40	2:29.096	0.772	28	1:34.402	16.094	11	1:33.994	12.126	32	1:33.283	10.306	1	1:33.124	5.576	1	1:33.124	5.576
1	2:28.240	1.133	15	1:33.704	16.390	78	1:35.033	12.574	8	1:33.498	11.166	46	1:32.877	6.190	46	1:32.877	6.190
46	2:27.577	1.502	94	1:35.945	18.292	7	1:33.638	12.784	10	1:33.399	11.617	22	1:33.149	7.155	22	1:33.149	7.155
22	2:26.565	1.933	23	1:33.145	1 Lap	74	1:34.415	13.383	73	1:33.796	12.943	38	1:33.132	7.727	38	1:33.132	7.727
24	2:25.462	2.202	Lap 4			9	1:34.051	13.821	12	1:33.667	13.084	81	1:33.090	8.042	81	1:33.090	8.042
38	2:23.556	2.497	21	1:32.593		39	1:33.976	14.150	80	1:33.537	13.732	37	1:33.434	9.613	37	1:33.434	9.613
81	2:22.662	2.893	77	1:33.009	1.806	13	1:33.963	14.752	88	1:33.697	14.436	17	1:32.722	9.960	17	1:32.722	9.960
37	2:21.462	3.358	40	1:33.152	2.451	18	1:33.787	16.036	11	1:33.799	14.791	24	1:33.555	11.734	24	1:33.555	11.734
32	2:20.297	3.726	1	1:33.335	2.952	15	1:32.977	17.357	7	1:33.578	14.906	32	1:33.496	12.145	32	1:33.496	12.145
8	2:19.176	4.164	46	1:33.684	3.840	28	1:33.739	19.351	78	1:33.981	15.742	8	1:33.680	13.089	8	1:33.680	13.089
73	2:18.299	4.453	22	1:33.878	4.279	94	1:36.159	26.143	74	1:33.782	16.465	10	1:33.731	13.667	10	1:33.731	13.667
17	2:17.195	4.762	38	1:33.449	4.590	23	1:33.021	1 Lap	9	1:34.145	17.115	12	1:33.221	14.513	12	1:33.221	14.513
10	2:16.391	5.093	81	1:33.558	5.036	Lap 6			39	1:34.028	17.322	73	1:34.313	16.464	73	1:34.313	16.464
80	2:15.692	5.937	37	1:33.926	5.769	21	1:32.496		13	1:34.015	17.803	80	1:34.473	16.923	80	1:34.473	16.923
78	2:14.616	6.199	24	1:35.047	5.970	77	1:33.026	3.017	15	1:32.995	18.470	88	1:34.322	17.431	88	1:34.322	17.431
12	2:10.423	6.486	32	1:33.911	6.169	40	1:33.013	3.587	18	1:34.430	19.726	11	1:34.544	17.905	11	1:34.544	17.905
88	2:09.803	7.321	73	1:34.169	7.374	1	1:33.012	3.928	28	1:33.750	21.833	7	1:34.460	18.301	7	1:34.460	18.301
11	2:08.847	7.629	17	1:34.708	7.992	46	1:32.882	4.963	94	1:35.176	31.794	78	1:34.278	18.783	78	1:34.278	18.783
74	2:07.989	8.030	8	1:34.957	8.165	22	1:32.945	5.590	23	1:33.152	1 Lap	74	1:34.190	19.421	74	1:34.190	19.421
7	2:06.288	9.103	10	1:34.530	8.464	38	1:33.060	6.038	Lap 7			15	1:33.162	20.506	15	1:33.162	20.506
9	2:04.655	9.540															

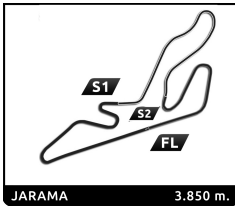


E4 SWC - R2 JARAMA Sprint Race

Analysis by lap

Lapped ■









No	Lap Time	Gap	No	Lap Time	Gap	No	Lap Time	Gap	No	Lap Time	Gap
39	1:33.998	21.047	73	1:33.833	18.653						
9	1:34.845	22.207	80	1:33.740	19.193						
13	1:34.785	22.656	88	1:34.605	20.607						
18	1:34.724	23.485	11	1:34.732	21.020						
28	1:33.826	23.904	7	1:34.764	21.501						
94	1:35.048	37.329	78	1:34.293	21.832						
23	1:33.138	1 Lap	74	1:34.347	22.414						
Lap 10			39	1:33.494	22.771						
21	1:32.642		15	1:34.871	23.306						
77	1:33.198	5.028	9	1:34.322	25.244						
40	1:33.561	6.157	13	1:34.583	26.012						
1	1:33.416	6.350	28	1:34.273	26.847						
46	1:33.211	6.759	18	1:35.144	27.609						
22	1:33.345	7.858	94	1:35.548	42.645						
38	1:33.354	8.439	23	1:33.262	1 Lap						
81	1:33.251	8.651									
17	1:33.822	11.140									
37	1:34.429	11.400									
24	1:33.871	12.963									
32	1:33.898	13.401									
8	1:33.581	14.028									
10	1:33.716	14.741									
12	1:33.207	15.078									
73	1:33.734	17.556									
80	1:33.908	18.189									
88	1:33.949	18.738									
11	1:33.761	19.024									
7	1:33.814	19.473									
78	1:34.134	20.275									
74	1:34.024	20.803									
15	1:33.307	21.171									
39	1:33.608	22.013									
9	1:34.093	23.658									
13	1:34.151	24.165									
18	1:34.358	25.201									
28	1:34.048	25.310									
94	1:35.146	39.833									
23	1:32.981	1 Lap									
Lap 11											
21	1:32.736										
77	1:33.162	5.454									
1	1:33.847	7.461									
40	1:34.419	7.840									
46	1:33.876	7.899									
22	1:33.260	8.382									
38	1:33.435	9.138									
81	1:33.623	9.538									
17	1:32.998	11.402									
37	1:33.313	11.977									
24	1:33.677	13.904									
32	1:33.725	14.390									
8	1:33.870	15.162									
12	1:33.339	15.681									
10	1:34.483	16.488									

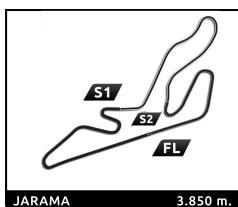


E4 SWC - R2 JARAMA Sprint Race

Amended

Flag Analysis

Flag	Time
	GREEN FLAG 16:14:24.863
	SAFETY CAR 16:15:14.604
	GREEN FLAG 16:18:46.326
	CHEQUERED FLAG 16:32:45.000
	YELLOW FLAG AT SECTOR 1 16:33:48.069
	GREEN FLAG AT SECTOR 1 16:33:54.926
	YELLOW FLAG AT SECTOR 3 16:36:39.426
	GREEN FLAG AT SECTOR 3 16:40:30.041



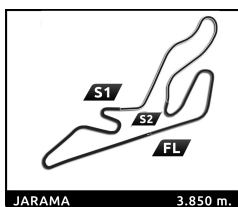
E4 SWC - R2 JARAMA Sprint Race

Sector Analysis

Amended

— Invalidated Lap ■ Personal Best ■ Session Best B Crossing the pit lane

Lap	Time	Sector 1	Sector 2	Sector 3	T.Sp	Elapsed	Lap	Time	Sector 1	Sector 2	Sector 3	T.Sp	Elapsed		
1	Reno FRANCOT	NLD						10	Luna FLUXA	ESP					
	KCL Motorsport	TATUUS T-421							Campos Racing	TATUUS T-421					
1	1:59.525	B 37.859	36.914	44.752		1:59.525	1	2:15.334	B 40.905	41.892	52.537		2:15.334		
2	2:28.240	1:06.880	46.440	34.920	116.5	4:27.765	2	2:16.391	59.998	43.836	32.557	110.8	4:31.725		
3	1:34.053	36.672	31.113	26.268	233.3	6:01.818	3	1:34.410	36.839	31.145	26.426	234.8	6:06.135		
4	1:33.335	36.326	30.775	26.234	233.8	7:35.153	4	1:34.530	36.642	31.574	26.314	236.3	7:40.665		
5	1:32.899	36.054	30.617	26.228	233.3	9:08.052	5	1:33.824	36.406	30.916	26.502	238.9	9:14.489		
6	1:33.012	36.154	30.662	26.196	233.8	10:41.064	6	1:33.409	36.337	30.761	26.311	234.8	10:47.898		
7	1:33.266	36.183	30.788	26.295	234.8	12:14.330	7	1:33.399	36.350	30.733	26.316	233.8	12:21.297		
8	1:32.969	36.098	30.652	26.219	232.8	13:47.299	8	1:33.486	36.478	30.706	26.302	234.3	13:54.783		
9	1:33.124	36.118	30.672	26.334	234.3	15:20.423	9	1:33.731	36.509	30.742	26.480	235.3	15:28.514		
10	1:33.416	36.278	30.937	26.201	234.3	16:53.839	10	1:33.716	36.513	30.737	26.466	235.3	17:02.230		
11	1:33.847	36.515	30.916	26.416	237.9	18:27.686	11	1:34.483	37.051	30.813	26.619	235.3	18:36.713		
7	Felipe REIJS	NLD						11	Rahim ALIBHAI	USA					
	MP Motorsport	TATUUS T-421							Monlau Motorsport	TATUUS T-421					
1	2:29.447	B 42.994	47.907	58.546		2:29.447	1	2:25.414	B 42.457	45.694	57.263		2:25.414		
2	2:06.288	1:02.388	34.629	29.271	116.3	4:35.735	2	2:08.847	1:01.565	36.050	31.232	109.2	4:34.261		
3	1:34.180	36.628	31.165	26.387	229.8	6:09.915	3	1:34.485	36.940	31.028	26.517	235.3	6:08.746		
4	1:33.871	36.533	30.935	26.403	233.8	7:43.786	4	1:34.026	36.564	31.069	26.393	238.9	7:42.772		
5	1:33.638	36.202	31.136	26.300	238.4	9:17.424	5	1:33.994	36.503	31.085	26.406	237.4	9:16.766		
6	1:33.584	36.145	30.995	26.444	238.9	10:51.008	6	1:33.906	36.398	31.043	26.465	234.8	10:50.672		
7	1:33.578	36.391	30.893	26.294	235.8	12:24.586	7	1:33.799	36.428	30.836	26.535	238.9	12:24.471		
8	1:34.102	36.719	31.077	26.306	234.3	13:58.688	8	1:33.737	36.445	31.042	26.250	237.9	13:58.208		
9	1:34.460	36.382	31.068	27.010	235.8	15:33.148	9	1:34.544	36.503	31.079	26.962	238.9	15:32.752		
10	1:33.814	36.569	30.934	26.311	234.3	17:06.962	10	1:33.761	36.471	30.871	26.419	235.8	17:06.513		
11	1:34.764	36.614	31.641	26.509	234.8	18:41.726	11	1:34.732	36.797	31.623	26.312	237.9	18:41.245		
8	Jacob MICALLEF	MLT						12	Philippe Armand KARRAS	GRC					
	Campos Racing	TATUUS T-421							G4 Racing	TATUUS T-421					
1	2:11.620	B 40.128	40.162	51.330		2:11.620	1	2:22.695	B 42.064	44.104	56.527		2:22.695		
2	2:19.176	1:00.573	45.280	33.323	111.8	4:30.796	2	2:10.423	1:00.417	38.555	31.451	111.8	4:33.118		
3	1:34.613	36.713	31.185	26.715	233.8	6:05.409	3	1:34.156	36.618	31.188	26.350	235.3	6:07.274		
4	1:34.957	37.157	31.218	26.582	228.8	7:40.366	4	1:34.242	36.240	31.507	26.495	234.3	7:41.516		
5	1:33.545	36.331	30.849	26.365	234.8	9:13.911	5	1:33.862	36.454	30.928	26.480	241.1	9:15.378		
6	1:33.437	36.220	30.925	26.292	234.3	10:47.348	6	1:33.719	36.585	30.807	26.327	235.8	10:49.097		
7	1:33.498	36.323	30.772	26.403	234.8	12:20.846	7	1:33.667	36.397	30.902	26.368	235.3	12:22.764		
8	1:33.410	36.296	30.780	26.334	234.3	13:54.256	8	1:33.375	36.387	30.836	26.152	232.8	13:56.139		
9	1:33.680	36.444	30.804	26.432	233.8	15:27.936	9	1:33.221	36.227	30.813	26.181	230.8	15:29.360		
10	1:33.581	36.338	30.812	26.431	232.8	17:01.517	10	1:33.207	36.077	30.774	26.356	232.8	17:02.567		
11	1:33.870	36.528	30.884	26.458	234.8	18:35.387	11	1:33.339	36.239	30.815	26.285	233.8	18:35.906		
9	Jean Paul KARRAS	GRC						13	Aleix PIÑERA	ESP					
	G4 Racing	TATUUS T-421							Tecnicar by Amtog	TATUUS T-421					
1	2:31.517	B 43.617	48.108	59.792		2:31.517	1	2:35.018	B 44.023	49.005	1:01.990		2:35.018		
2	2:04.655	1:02.527	33.259	28.869	112.4	4:36.172	2	2:02.647	1:02.165	32.217	28.265	110.2	4:37.665		
3	1:34.393	36.927	31.012	26.454	233.8	6:10.565	3	1:34.077	36.731	30.913	26.433	229.3	6:11.742		
4	1:33.845	36.590	30.918	26.337	233.8	7:44.410	4	1:33.687	36.486	30.851	26.350	228.8	7:45.429		
5	1:34.051	36.641	31.027	26.383	233.8	9:18.461	5	1:33.963	36.421	30.997	26.545	230.8	9:19.392		
6	1:34.189	36.617	31.129	26.443	235.8	10:52.650	6	1:34.076	36.363			233.3	10:53.468		
7	1:34.145	36.712	31.002	26.431	235.3	12:26.795	7	1:34.015	36.594	30.911	26.510	234.3	12:27.483		
8	1:35.414	37.171	31.182	27.061	233.8	14:02.209	8	1:35.235	36.736	31.907	26.592	233.8	14:02.718		
9	1:34.845	37.313	31.122	26.410	232.3	15:37.054	9	1:34.785	37.124	31.177	26.484	233.3	15:37.503		
10	1:34.093	36.704	30.999	26.390	232.8	17:11.147	10	1:34.151	36.550	31.034	26.567	232.3	17:11.654		
11	1:34.322	36.687	31.122	26.513	232.8	18:45.469	11	1:34.583	36.605	30.914	27.064	231.8	18:46.237		



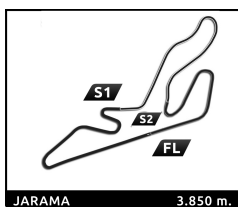
E4 SWC - R2 JARAMA Sprint Race

Amended

Sector Analysis

— Invalidated Lap ■ Personal Best ■ Session Best B Crossing the pit lane

Lap	Time	Sector 1	Sector 2	Sector 3	T.Sp	Elapsed	Lap	Time	Sector 1	Sector 2	Sector 3	T.Sp	Elapsed
15 Jensen BURNETT CAN							22 Vivek KANTHAN USA						
Drivex TATUUS T-421							Griffin Core TATUUS T-421						
1	2:44.025B	47.244	50.468	1:06.313		2:44.025	1	2:02.000B	38.519	37.582	45.899		2:02.000
2	1:58.269	59.377	32.343	26.549	115.8	4:42.294	2	2:26.565	1:05.265	46.479	34.821	114.5	4:28.565
3	1:33.704	36.622	30.869	26.213	234.3	6:15.998	3	1:34.037	36.485	31.111	26.441	236.3	6:02.602
4	1:33.022	36.150	30.743	26.129	233.8	7:49.020	4	1:33.878	36.509	31.011	26.358	236.8	7:36.480
5	1:32.977	36.150	30.704	26.123	231.3	9:21.997	5	1:33.301	36.189	30.832	26.280	234.8	9:09.781
6	1:33.158	36.004	30.887	26.267	233.3	10:55.155	6	1:32.945	36.023	30.783	26.139	231.8	10:42.726
7	1:32.995	36.060	30.781	26.154	237.4	12:28.150	7	1:33.105	36.136	30.799	26.170	234.8	12:15.831
8	1:34.041	36.287	31.484	26.270	235.3	14:02.191	8	1:33.022	36.163	30.640	26.219	236.3	13:48.853
9	1:33.162	36.234	30.685	26.243	235.8	15:35.353	9	1:33.149	36.308	30.634	26.207	233.3	15:22.002
10	1:33.307	36.224	30.840	26.243	233.3	17:08.660	10	1:33.345	36.219	30.793	26.333	235.3	16:55.347
11	1:34.871	36.835	31.658	26.378	235.8	18:43.531	11	1:33.260	36.239	30.797	26.224	233.8	18:28.607
17 Nacho TUÑON ESP							23 Rocco CORONEL NLD						
T-Code TATUUS T-421							MP Motorsport TATUUS T-421						
1	2:14.199B	40.705	41.355	52.139		2:14.199	1	5:27.540B	4:30.445	30.990	26.105		5:27.540
2	2:17.195	59.997	44.509	32.689	99.7	4:31.394	2	1:33.145	36.125	30.974	26.046	228.3	7:00.685
3	1:34.091	36.755	31.053	26.283	234.8	6:05.485	3	1:32.865	36.055	30.712	26.098	228.3	8:33.550
4	1:34.708	37.178	31.383	26.147	228.3	7:40.193	4	1:33.021	36.165	30.744	26.112	229.3	10:06.571
5	1:32.925	36.005	30.699	26.221	236.3	9:13.118	5	1:32.659	35.986	30.686	25.987	229.3	11:39.230
6	1:32.965	36.085	30.725	26.155	235.3	10:46.083	6	1:33.152	36.311	30.711	26.130	229.8	13:12.382
7	1:33.170	36.364	30.700	26.106	233.3	12:19.253	7	1:33.014	36.036	30.830	26.148	229.8	14:45.396
8	1:32.832	36.141	30.662	26.029	232.3	13:52.085	8	1:33.138	36.280	30.719	26.139	229.8	16:18.534
9	1:32.722	35.996	30.598	26.128	232.8	15:24.807	9	1:32.981	36.127	30.763	26.091	229.3	17:51.515
10	1:33.822	36.417	31.186	26.219	235.3	16:58.629	10	1:33.262	36.190	30.851	26.221	230.8	19:24.777
11	1:32.998	36.198	30.667	26.133	230.3	18:31.627							
18 Zoe FLORESCU ROU							24 Beau LOWETTE BEL						
Tecnicar by Amtog TATUUS T-421							TC Racing TATUUS T-421						
1	2:36.346B	43.855	49.835	1:02.656		2:36.346	1	2:03.372B	39.021	37.959	46.392		2:03.372
2	2:02.134	1:01.837	32.047	28.250	108.7	4:38.480	2	2:25.462	1:04.560	46.597	34.305	110.7	4:28.834
3	1:34.422	36.667	31.278	26.477	229.3	6:12.902	3	1:34.290	36.656	31.037	26.597	231.8	6:03.124
4	1:33.987	36.473	31.042	26.472	229.8	7:46.889	4	1:35.047	37.107	31.227	26.713	233.3	7:38.171
5	1:33.787	36.369	31.051	26.367	231.8	9:20.676	5	1:34.202	36.896	31.073	26.233	234.8	9:12.373
6	1:34.300	36.896			229.8	10:54.976	6	1:33.338	36.271	30.835	26.232	228.3	10:45.711
7	1:34.430	36.805	31.269	26.356	231.8	12:29.406	7	1:33.669	36.351	30.790	26.528	229.3	12:19.380
8	1:34.202	36.494	31.142	26.566	232.3	14:03.608	8	1:33.646	36.490	30.863	26.293	228.8	13:53.026
9	1:34.724	36.583	31.475	26.666	232.8	15:38.332	9	1:33.555	36.388	30.878	26.289	228.8	15:26.581
10	1:34.358	36.568	31.199	26.591	229.8	17:12.690	10	1:33.871	36.660	30.866	26.345	228.3	17:00.452
11	1:35.144	37.304	31.325	26.515	231.3	18:47.834	11	1:33.677	36.427	30.897	26.353	229.8	18:34.129
21 Borys LYZEN POL							28 Max RADECK PRT						
KCL Motorsport TATUUS T-421							DXR TATUUS T-421						
1	1:55.833B	36.321	35.819	43.693		1:55.833	1	2:41.120B	44.455	50.504	1:06.161		2:41.120
2	2:30.799	1:09.141	46.116	35.542	80.5	4:26.632	2	2:00.180	1:00.848	31.786	27.546	112.7	4:41.300
3	1:32.976	36.280	30.676	26.020	228.3	5:59.608	3	1:34.402	36.772	31.175	26.455	225.0	6:15.702
4	1:32.593	35.971	30.552	26.070	230.8	7:32.201	4	1:34.550	37.106	31.019	26.425	229.3	7:50.252
5	1:32.439	35.904	30.498	26.037	230.8	9:04.640	5	1:33.739	36.532	30.910	26.297	228.8	9:23.991
6	1:32.496	35.951	30.526	26.019	231.3	10:37.136	6	1:33.772	36.393			227.4	10:57.763
7	1:32.544	35.978	30.582	25.984	231.8	12:09.680	7	1:33.750	36.319	31.074	26.357	230.8	12:31.513
8	1:32.510	35.959	30.513	26.038	232.8	13:42.190	8	1:33.412	36.212	30.935	26.265	230.3	14:04.925
9	1:32.657	35.983	30.606	26.068	231.8	15:14.847	9	1:33.826	36.391	30.909	26.526	230.8	15:38.751
10	1:32.642	35.905	30.663	26.074	231.3	16:47.489	10	1:34.048	36.547	31.193	26.308	234.8	17:12.799
11	1:32.736	35.956	30.640	26.140	231.3	18:20.225	11	1:34.273	36.721	31.155	26.397	231.8	18:47.072



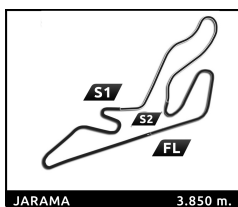
E4 SWC - R2 JARAMA Sprint Race

Sector Analysis

Amended

— Invalidated Lap ■ Personal Best ■ Session Best B Crossing the pit lane

Lap	Time	Sector 1	Sector 2	Sector 3	T.Sp	Elapsed	Lap	Time	Sector 1	Sector 2	Sector 3	T.Sp	Elapsed
32	Simon BULBARELLA ARG						40	Kasper SCHORMANS NLD					
Drivex TATUUS T-421						MP Motorsport TATUUS T-421							
1	2:10.061 B	39.893	39.577	50.591		2:10.061	1	1:58.308 B	36.960	36.731	44.617		1:58.308
2	2:20.297	1:01.554	45.399	33.344	112.6	4:30.358	2	2:29.096	1:07.564	46.316	35.216	101.8	4:27.404
3	1:34.101	36.700	31.049	26.352	234.8	6:04.459	3	1:34.096	36.803	31.013	26.280	222.2	6:01.500
4	1:33.911	36.380	31.244	26.287	235.8	7:38.370	4	1:33.152	36.374	30.694	26.084	232.8	7:34.652
5	1:34.468	36.870	31.114	26.484	236.8	9:12.838	5	1:33.058	36.069	30.821	26.168	233.8	9:07.710
6	1:33.865	36.733	30.878	26.254	235.3	10:46.703	6	1:33.013	36.097	30.711	26.205	232.3	10:40.723
7	1:33.283	36.251	30.819	26.213	234.8	12:19.986	7	1:33.019	36.191	30.657	26.171	234.8	12:13.742
8	1:33.510	36.386	30.810	26.314	235.3	13:53.496	8	1:33.125	36.115	30.730	26.280	234.3	13:46.867
9	1:33.496	36.370	30.803	26.323	235.3	15:26.992	9	1:33.218	36.067	30.793	26.358	233.3	15:20.085
10	1:33.898	36.682	30.870	26.346	235.3	17:00.890	10	1:33.561	36.327	30.911	26.323	231.8	16:53.646
11	1:33.725	36.478	30.839	26.408	235.8	18:34.615	11	1:34.419	36.408	31.413	26.598	229.3	18:28.065
37	Ty FISHER CAN						44	Elliot KACZYNSKI SWE					
Griffin Core TATUUS T-421						DXR TATUUS T-421							
1	2:08.528 B	39.656	39.127	49.745		2:08.528	1	2:20.052 B	41.956	43.493	54.603		2:20.052
2	2:21.462	1:02.102	45.739	33.621	113.8	4:29.990							
3	1:34.054	36.680	30.964	26.410	232.3	6:04.044							
4	1:33.926	36.526	31.184	26.216	235.8	7:37.970							
5	1:33.367	36.427	30.827	26.113	232.8	9:11.337							
6	1:33.321	36.337	30.819	26.165	233.3	10:44.658							
7	1:33.207	36.228	30.764	26.215	232.8	12:17.865							
8	1:33.161	36.225	30.646	26.290	235.3	13:51.026							
9	1:33.434	36.233	31.032	26.169	232.8	15:24.460							
10	1:34.429	36.593	31.113	26.723	233.3	16:58.889							
11	1:33.313	36.379	30.738	26.196	237.9	18:32.202							
38	Daniel KELLEHER IRL						46	Nathan TYE GBR					
Campos Racing TATUUS T-421						Drivex TATUUS T-421							
1	2:05.573 B	39.480	38.208	47.885		2:05.573	1	2:00.557 B	38.367	37.090	45.100		2:00.557
2	2:23.556	1:03.843	45.838	33.875	117.9	4:29.129	2	2:27.577	1:06.295	46.435	34.847	114.6	4:28.134
3	1:34.213	36.721	31.066	26.426	232.3	6:03.342	3	1:34.223	36.734	31.049	26.440	235.8	6:02.357
4	1:33.449	36.328	30.863	26.258	235.8	7:36.791	4	1:33.684	36.588	30.865	26.231	234.3	7:36.041
5	1:33.323	36.184	30.887	26.252	234.8	9:10.114	5	1:33.176	36.181	30.836	26.159	232.8	9:09.217
6	1:33.060	36.101	30.793	26.166	235.8	10:43.174	6	1:32.882	36.090	30.692	26.100	233.3	10:42.099
7	1:33.261	36.177	30.856	26.228	233.8	12:16.435	7	1:33.025	36.159	30.704	26.162	233.3	12:15.124
8	1:33.007	36.122	30.629	26.256	234.3	13:49.442	8	1:33.036	36.158	30.690	26.188	233.8	13:48.160
9	1:33.132	36.181	30.635	26.316	233.8	15:22.574	9	1:32.877	36.066	30.676	26.135	233.8	15:21.037
10	1:33.354	36.137	30.936	26.281	233.8	16:55.928	10	1:33.211	36.223	30.663	26.325	233.8	16:54.248
11	1:33.435	36.499	30.706	26.230	234.3	18:29.363	11	1:33.876	36.386	30.988	26.502	237.9	18:28.124
39	Louis COCHET FRA						73	Fausto ARNAUDO ARG					
KCL Motorsport TATUUS T-421						Monlau Motorsport TATUUS T-421							
1	2:32.790 B	43.797	48.610	1:00.383		2:32.790	1	2:12.786 B	40.156	41.107	51.523		2:12.786
2	2:04.216	1:02.043	33.056	29.117	110.9	4:37.006	2	2:18.299	59.855	45.535	32.909	113.0	4:31.085
3	1:34.041	36.782	30.973	26.286	231.8	6:11.047	3	1:34.321	36.838	31.010	26.473	233.8	6:05.406
4	1:33.767	36.495	31.004	26.268	236.3	7:44.814	4	1:34.169	36.974	30.980	26.215	226.9	7:39.575
5	1:33.976	36.534	31.173	26.269	235.8	9:18.790	5	1:35.492	36.178	30.841	28.473	231.8	9:15.067
6	1:34.184	36.541	31.222	26.421	237.9	10:52.974	6	1:33.760	36.422	30.866	26.472	231.8	10:48.827
7	1:34.028	36.630	31.015	26.383	237.9	12:27.002	7	1:33.796	36.433	30.780	26.583	231.8	12:22.623
8	1:34.894	37.085	31.423	26.386	240.0	14:01.896	8	1:34.375	36.906	30.803	26.666	229.3	13:56.998
9	1:33.998	36.906	30.948	26.144	232.3	15:35.894	9	1:34.313	36.849	31.023	26.441	230.8	15:31.311
10	1:33.608	36.284	30.849	26.475	235.8	17:09.502	10	1:33.734	36.458	30.899	26.377	231.3	17:05.045
11	1:33.494	36.299	30.810	26.385	233.8	18:42.996	11	1:33.833	36.459	30.923	26.451	229.8	18:38.878
74	Pablo RICCOBONO ESP												
GRS TATUUS T-421													
1	2:26.673 B	42.770	46.739	57.164		2:26.673							
2	2:07.989	1:01.921	35.965	30.103	110.2	4:34.662							
3	1:34.863	36.853	31.364	26.646	234.8	6:09.525							
4	1:34.083	36.541	30.955	26.587	235.3	7:43.608							
5	1:34.415	36.739	31.163	26.513	235.8	9:18.023							
6	1:34.340	36.599	31.121	26.620	234.3	10:52.363							
7	1:33.782	36.620	30.855	26.307	234.8	12:26.145							
8	1:33.933	36.578	30.931	26.424	234.3	14:00.078							

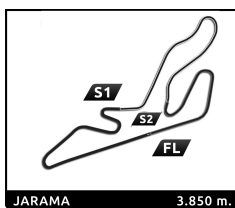


E4 SWC - R2 JARAMA Sprint Race

Amended

Sector Analysis

_ Invalidated Lap							■ Personal Best							■ Session Best							B Crossing the pit lane						
Lap	Time	Sector 1	Sector 2	Sector 3	T.Spd	Elapsed	Lap	Time	Sector 1	Sector 2	Sector 3	T.Spd	Elapsed	Lap	Time	Sector 1	Sector 2	Sector 3	T.Spd	Elapsed	Lap	Time	Sector 1	Sector 2	Sector 3	T.Spd	Elapsed
9	1:34.190	36.745	30.922	26.523	234.3	15:34.268	10	1:33.251	36.259	30.746	26.246	236.8	16:56.140	11	1:33.623	36.420	30.909	26.294	235.8	18:29.763							
77	Andrej PETROVIC SRB						TATUUS T-421																				
T-Code																											
1	1:57.113 B	36.805	36.203	44.105		1:57.113																					
2	2:30.090	1:08.321	46.285	35.484	86.7	4:27.203																					
3	1:33.795	36.805	30.849	26.141	227.4	6:00.998																					
4	1:33.009	36.265	30.670	26.074	229.8	7:34.007																					
5	1:33.120	36.202	30.768	26.150	230.8	9:07.127																					
6	1:33.026	36.114	30.755	26.157	230.3	10:40.153																					
7	1:33.037	36.212	30.720	26.105	232.3	12:13.190																					
8	1:32.946	36.162	30.724	26.060	233.8	13:46.136																					
9	1:33.183	36.238	30.753	26.192	232.3	15:19.319																					
10	1:33.198	36.293	30.763	26.142	229.3	16:52.517																					
11	1:33.162	36.262	30.752	26.148	229.3	18:25.679																					
78	Maria NETO PRT						TATUUS T-421																				
TC Racing																											
1	2:18.215 B	41.777	42.957	53.481		2:18.215																					
2	2:14.616	59.239	43.534	31.843	110.3	4:32.831																					
3	1:35.293	37.389	31.007	26.897	233.3	6:08.124																					
4	1:34.057	36.699	30.905	26.453	231.8	7:42.181																					
5	1:35.033	37.352	31.243	26.438	233.3	9:17.214																					
6	1:34.227	36.704			234.8	10:51.441																					
7	1:33.981	36.662	30.973	26.346	233.3	12:25.422																					
8	1:33.930	36.373	31.042	26.515	234.8	13:59.352																					
9	1:34.278	36.682	31.010	26.586	232.3	15:33.630																					
10	1:34.134	36.638	31.052	26.444	233.8	17:07.764																					
11	1:34.293	36.731	31.156	26.406	232.8	18:42.057																					
80	Sebastian FRIGOLET MEX						TATUUS T-421																				
DXR																											
1	2:16.877 B	41.274	42.497	53.106		2:16.877																					
2	2:15.692	59.199	44.172	32.321	116.4	4:32.569																					
3	1:34.216	36.731	31.116	26.369	228.8	6:06.785																					
4	1:34.473	36.471	31.598	26.404	234.8	7:41.258																					
5	1:33.907	36.464	30.859	26.584	234.3	9:15.165																					
6	1:34.710	37.358	30.985	26.367	232.8	10:49.875																					
7	1:33.537	36.482	30.774	26.281	232.3	12:23.412																					
8	1:33.885	36.377	31.058	26.450	234.8	13:57.297																					
9	1:34.473	36.805	31.315	26.353	232.3	15:31.770																					
10	1:33.908	36.506	30.993	26.409	234.3	17:05.678																					
11	1:33.740	36.515	30.804	26.421	234.3	18:39.418																					
81	Noah MONTEIRO PRT						TATUUS T-421																				
Griffin Core																											
1	2:06.863 B	39.679	38.564	48.620		2:06.863																					
2	2:22.662	1:03.223	45.656	33.783	116.9	4:29.525																					
3	1:34.154	36.706	30.903	26.545	233.8	6:03.679																					
4	1:33.558	36.349	30.863	26.346	233.8	7:37.237																					
5	1:33.259	36.216	30.786	26.257	235.3	9:10.496																					
6	1:33.058	36.147	30.752	26.159	234.8	10:43.554																					
7	1:33.248	36.166	30.786	26.296	234.8	12:16.802																					
8	1:32.997	36.167	30.649	26.181	234.3	13:49.799																					
9	1:33.090	36.282	30.620	26.188	232.3	15:22.889																					





E4 SWC - R2 JARAMA Sprint Race

Amended

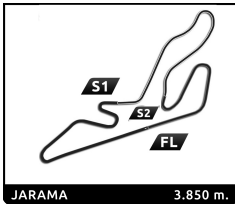
Provisional Race Director Report

Hour	Flag	Message
15:58:02		FAST LANE OPEN
16:00:00		PIT LANE OPEN
16:05:00		5 MINUTES BOARD - PIT LANE CLOSED
16:07:02		3 MINUTES BOARD
16:09:46		1 MINUTE BOARD
16:10:34		15 SECONDS BOARD
16:10:47		GREEN FLAG - FORMATION LAP
16:15:14	SF	SAFETY CAR
16:15:28		SAFETY CAR & CONVOY THROUGH PIT LANE
16:15:42		CAR #23 STOPPED IN MAIN STRAIGHT
16:17:48		SAFETY CAR IN THIS LAP
16:18:46	GF	GREEN FLAG
16:22:02		SC PROCEDURE UNDER INVESTIGATION
16:22:58		SC PROCEDURE AFTER INVESTIGATION - NFA
16:29:29		E3 - PIT LANE WILL BE OPEN AT 16:45 TBC
16:33:48	YF	YELLOW FLAG AT TURN 3
16:33:54	GF	GREEN FLAG
16:36:39	YF	YELLOW FLAG AT TURN 10
16:37:21		CHEQUERED FLAG
16:39:28		TOP 3 OVERALL PROCEED TO THE PODIUM AREA - CARS #21 #77 #1
16:39:50		CARS & DRIVERS #21 #77 #1 #8 STAY ON PODIUM AREA FOR POSTERIOR SCRUTINEERING
16:40:30	GF	GREEN FLAG
16:40:44		E3 - PIT LANE WILL BE OPEN AT 16:50 TBC


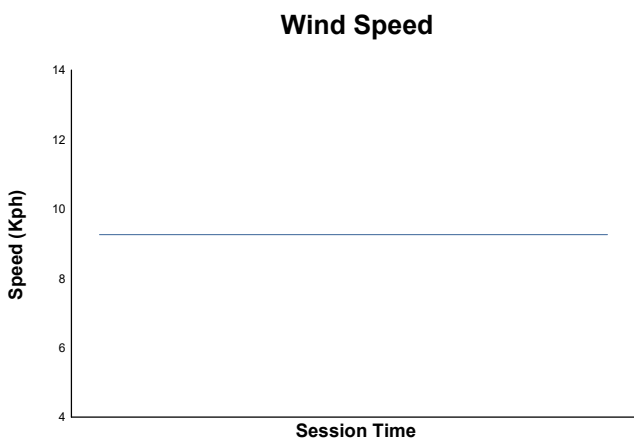
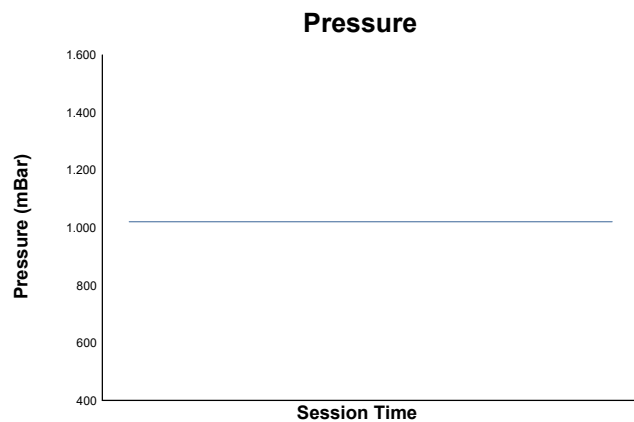
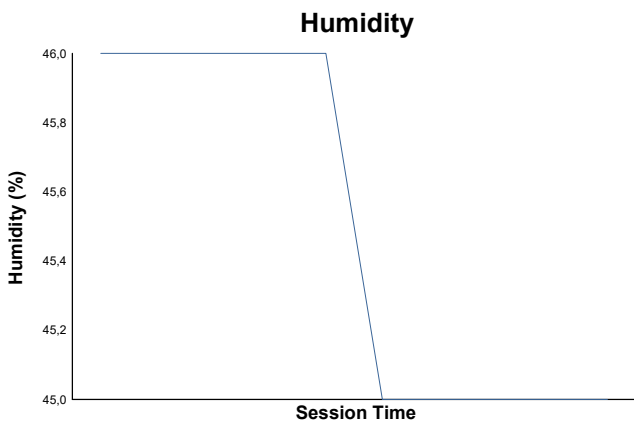
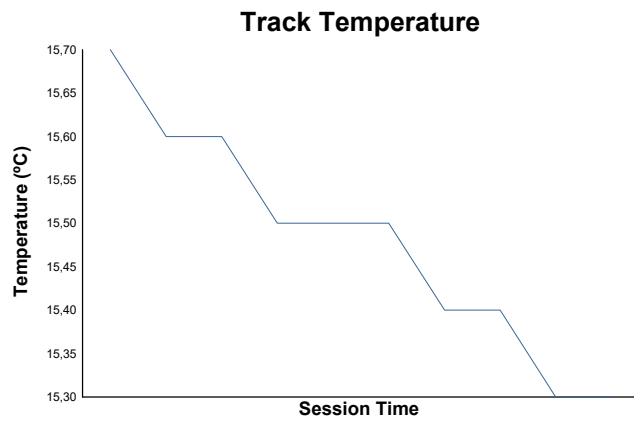
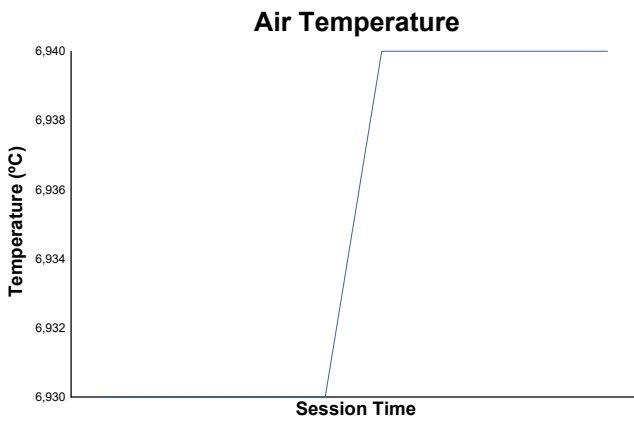
Published at: ...17:45

<p>Race Director: Luis GONZÁLEZ</p> 	<p>Timekeeper: Alberto ESTÉBANEZ</p> 
--	---

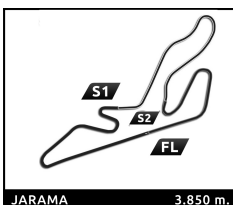
Amended



SWC - R2 JARAMA E4 Sprint Race Weather Report



Track Status: **DRY**



E4 SWC - R2 JARAMA Qualifying 2

Final Classification

No	Driver	Nat	Team	Car	Cl.	Time	Lap Total	Gap	Kph
1	81 Noah MONTEIRO	PRT	Griffin Core	TATUUS T-421		1:31.646	6 7	-	151.2
2	22 Vivek KANTHAN	USA	Griffin Core	TATUUS T-421		1:31.844	6 7	+0.198	150.9
3	77 Andrej PETROVIC	SRB	T-Code	TATUUS T-421		1:32.028	9 9	+0.382	150.6
4	17 Nacho TUÑON	ESP	T-Code	TATUUS T-421		1:32.037	9 9	+0.391	150.6
5	40 Kasper SCHORMANS	NLD	MP Motorsport	TATUUS T-421	R	1:32.047	7 7	+0.401	150.6
6	38 Daniel KELLEHER	IRL	Campos Racing	TATUUS T-421	R	1:32.053	7 7	+0.407	150.6
7	46 Nathan TYE	GBR	Drivex	TATUUS T-421		1:32.057	7 7	+0.411	150.6
8	37 Ty FISHER	CAN	Griffin Core	TATUUS T-421	R	1:32.101	7 7	+0.455	150.5
9	1 Reno FRANCOT	NLD	KCL Motorsport	TATUUS T-421		1:32.137	7 7	+0.491	150.4
10	23 Rocco CORONEL	NLD	MP Motorsport	TATUUS T-421	R	1:32.138	8 11	+0.492	150.4
11	21 Borys LYZEN	POL	KCL Motorsport	TATUUS T-421	R	1:32.168	6 7	+0.522	150.4
12	8 Jacob MICALLEF	MLT	Campos Racing	TATUUS T-421	R	1:32.221	7 7	+0.575	150.3
13	32 Simon BULBARELLA	ARG	Drivex	TATUUS T-421	R	1:32.284	6 8	+0.638	150.2
14	10 Luna FLUXA	ESP	Campos Racing	TATUUS T-421	R	1:32.303	6 7	+0.657	150.2
15	12 Philippe Armand KARRAS	GRC	G4 Racing	TATUUS T-421		1:32.313	11 12	+0.667	150.1
16	15 Jensen BURNETT	CAN	Drivex	TATUUS T-421	R	1:32.347	6 8	+0.701	150.1
17	24 Beau LOWETTE	BEL	TC Racing	TATUUS T-421	R	1:32.359	7 7	+0.713	150.1
18	7 Felipe REIJS	NLD	MP Motorsport	TATUUS T-421	R	1:32.387	7 8	+0.741	150.0
19	78 Maria NETO	PRT	TC Racing	TATUUS T-421	R	1:32.394	8 9	+0.748	150.0
20	39 Louis COCHET	FRA	KCL Motorsport	TATUUS T-421	R	1:32.430	7 8	+0.784	150.0
21	73 Fausto ARNAUDO	ARG	Monlau Motorsport	TATUUS T-421	R	1:32.493	7 9	+0.847	149.8
22	13 Aleix PIÑERA	ESP	Tecnicar by Amtog	TATUUS T-421	R	1:32.503	7 9	+0.857	149.8
23	18 Zoe FLORESCU	ROU	Tecnicar by Amtog	TATUUS T-421	R	1:32.526	8 8	+0.880	149.8
24	88 Miki BLASCOS	ESP	Monlau Motorsport	TATUUS T-421	R	1:32.543	8 9	+0.897	149.8
25	11 Rahim ALIBHAI	USA	Monlau Motorsport	TATUUS T-421	R	1:32.653	8 9	+1.007	149.6
26	9 Jean Paul KARRAS	GRC	G4 Racing	TATUUS T-421		1:32.672	9 12	+1.026	149.6
27	80 Sebastian FRIGOLET	MEX	DXR	TATUUS T-421	R	1:32.811	7 7	+1.165	149.3
28	28 Max RADECK	PRT	DXR	TATUUS T-421	R	1:32.940	6 7	+1.294	149.1
29	74 Pablo RICCOBONO	ESP	GRS	TATUUS T-421		1:32.942	8 9	+1.296	149.1
30	94 Jorden MOODLEY	ZAF	G4 Racing	TATUUS T-421		1:34.346	11 12	+2.700	146.9

Max. qual. time: 1:38.061

44 Elliot KACZYNSKI SWE DXR





TATUUS T-421 R 2

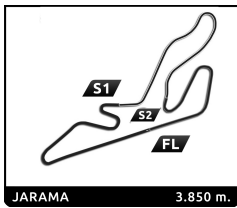
Fastest Lap: Lap 6 | Noah MONTEIRO | 1:31.646 | 151.2 Kph

CAR#39 - DROP OF 10 GRID POSITIONS - STEWARDS DECISION N°9 - 5 OF THOSE POSITIONS ARE SUSPENDED

Published at: 12:00

Track Status: **DRY**

 Mr. Dennis Dean Chair of the Stewards	 Mrs. Noelia Franco Steward	 Mr. Alberto Lindon Fernández Steward	Timekeeper: Alberto ESTÉBANEZ 
---	--	--	--



E4 SWC - R2 JARAMA Qualifying 2





Final Classification by Class

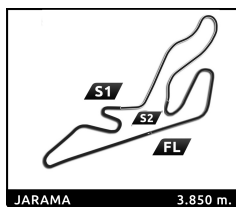
No	Driver	Nat	Team	Car	Time	Lap Total	Gap	Kph
R								
1	40 Kasper SCHORMANS	NLD	MP Motorsport	TATUUS T-421	1:32.047	7 7		150.6
2	38 Daniel KELLEHER	IRL	Campos Racing	TATUUS T-421	1:32.053	7 7	+0.006 +0.006	150.6
3	37 Ty FISHER	CAN	Griffin Core	TATUUS T-421	1:32.101	7 7	+0.054 +0.048	150.5
4	23 Rocco CORONEL	NLD	MP Motorsport	TATUUS T-421	1:32.138	8 11	+0.091 +0.037	150.4
5	21 Borys LYZEN	POL	KCL Motorsport	TATUUS T-421	1:32.168	6 7	+0.121 +0.030	150.4
6	8 Jacob MICALLEF	MLT	Campos Racing	TATUUS T-421	1:32.221	7 7	+0.174 +0.053	150.3
7	32 Simon BULBARELLA	ARG	Drivex	TATUUS T-421	1:32.284	6 8	+0.237 +0.063	150.2
8	10 Luna FLUXA	ESP	Campos Racing	TATUUS T-421	1:32.303	6 7	+0.256 +0.019	150.2
9	15 Jensen BURNETT	CAN	Drivex	TATUUS T-421	1:32.347	6 8	+0.300 +0.044	150.1
10	24 Beau LOWETTE	BEL	TC Racing	TATUUS T-421	1:32.359	7 7	+0.312 +0.012	150.1
11	7 Felipe REIJS	NLD	MP Motorsport	TATUUS T-421	1:32.387	7 8	+0.340 +0.028	150.0
12	78 Maria NETO	PRT	TC Racing	TATUUS T-421	1:32.394	8 9	+0.347 +0.007	150.0
13	39 Louis COCHET	FRA	KCL Motorsport	TATUUS T-421	1:32.430	7 8	+0.383 +0.036	150.0
14	73 Fausto ARNAUDO	ARG	Monlau Motorsport	TATUUS T-421	1:32.493	7 9	+0.446 +0.063	149.8
15	13 Aleix PIÑERA	ESP	Tecnicar by Amtog	TATUUS T-421	1:32.503	7 9	+0.456 +0.010	149.8
16	18 Zoe FLORESCU	ROU	Tecnicar by Amtog	TATUUS T-421	1:32.526	8 8	+0.479 +0.023	149.8
17	88 Miki BLASCOS	ESP	Monlau Motorsport	TATUUS T-421	1:32.543	8 9	+0.496 +0.017	149.8
18	11 Rahim ALIBHAI	USA	Monlau Motorsport	TATUUS T-421	1:32.653	8 9	+0.606 +0.110	149.6
19	80 Sebastian FRIGOLET	MEX	DXR	TATUUS T-421	1:32.811	7 7	+0.764 +0.158	149.3
20	28 Max RADECK	PRT	DXR	TATUUS T-421	1:32.940	6 7	+0.893 +0.129	149.1
■ Max. qual. time: 1:38.061								
44	Elliot KACZYNSKI	SWE	DXR	TATUUS T-421		2		

CAR#39 - DROP OF 10 GRID POSITIONS - STEWARDS DECISION N°9 - 5 OF THOSE POSITIONS ARE SUSPENDED

Published at:12:00.....

Track Status: **DRY**

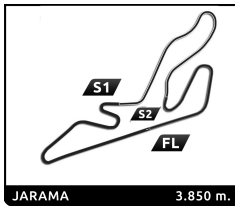
 Mr. Dennis Dean Chair of the Stewards	 Mrs. Noelia Franco Steward	 Mr. Alberto Lindon Fernández Steward	Timekeeper: Alberto ESTÉBANEZ 
---	--	--	--



E4 SWC - R2 JARAMA Qualifying 2

Best Top Speed

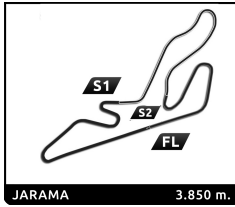
No Driver	Team	Class	Top 1		Top 2		Top 3		Top 4		Top 5		
			Kph	Lap	Kph	Lap	Kph	Lap	Kph	Lap	Kph	Lap	Avg
46 Nathan TYE	Drivex		236.8	6	236.3	7	232.3	5	228.3	4	226.4	3	232,0
8 Jacob MICALLEF	Campos Racing	R	235.3	5	234.8	7	234.3	6	233.3	4	229.8	3	233,5
23 Rocco CORONEL	MP Motorsport	R	234.3	10	233.8	11	233.3	9	231.8	8	231.3	7	232,9
37 Ty FISHER	Griffin Core	R	234.3	6	233.3	5	232.8	7	231.3	4	228.8	3	232,1
77 Andrej PETROVIC	T-Code		233.8	4	232.8	6	232.8	7	232.3	8	231.8	5	232,7
13 Aleix PIÑERA	Tecnicar by Amtog	R	233.3	6	232.8	7	229.8	5	227.8	8	227.4	4	230,2
38 Daniel KELLEHER	Campos Racing	R	233.3	7	231.8	4	231.8	5	229.8	6	226.4	3	230,6
73 Fausto ARNAUDO	Monlau Motorsport	R	233.3	8	231.8	7	231.3	6	229.8	9	229.3	5	231,1
17 Nacho TUÑÓN	T-Code		232.8	7	232.3	4	230.8	9	230.3	8	229.8	6	231,2
21 Borys LYZEN	KCL Motorsport	R	232.8	6	232.8	7	231.8	5	231.3	4	227.8	3	231,3
24 Beau LOWETTE	TC Racing	R	232.8	3	231.8	5	231.8	6	231.8	7	229.8	4	231,6
40 Kasper SCHORMANS	MP Motorsport	R	232.8	7	232.3	5	231.8	6	231.3	4	229.3	3	231,5
80 Sebastian FRIGOLET	DXR	R	232.8	5	232.8	6	230.8	4	230.3	7	204.9	3	226,3
81 Noah MONTEIRO	Griffin Core		232.8	7	232.3	5	230.8	4	230.3	6	229.3	3	231,1
1 Reno FRANCO	KCL Motorsport		232.3	6	232.3	7	231.8	5	230.3	4	228.3	3	231,0
10 Luna FLUXA	Campos Racing	R	232.3	7	231.8	6	231.3	3	231.3	4	230.8	5	231,5
15 Jensen BURNETT	Drivex	R	232.3	7	230.8	3	230.8	4	230.3	6	229.8	5	230,8
28 Max RADECK	DXR	R	232.3	6	230.8	5	230.8	7	226.9	4	221.8	3	228,5
7 Felipe REIJS	MP Motorsport	R	231.8	5	230.8	6	230.8	7	230.8	8	229.8	4	230,8
32 Simon BULBARELLA	Drivex	R	231.8	4	231.3	3	230.8	6	230.8	7	230.3	8	231,0
39 Louis COCHET	KCL Motorsport	R	231.8	7	230.8	3	230.8	4	230.8	6	230.8	8	231,0
94 Jorden MOODLEY	G4 Racing		231.8	9	229.3	10	227.8	12	227.4	11	225.9	5	228,4
18 Zoe FLORESCU	Tecnicar by Amtog	R	230.8	6	230.3	5	229.3	4	229.3	8	226.9	7	229,3
12 Philippe Armand KARRAS	G4 Racing		230.3	9	227.8	11	227.4	12	227.4	10	226.4	8	227,9
78 Maria NETO	TC Racing	R	230.3	7	228.8	8	228.8	9	227.8	4	227.4	6	228,6
22 Vivek KANTHAN	Griffin Core		229.8	4	229.8	5	229.8	7	229.3	6	226.9	3	229,1
88 Miki BLASCOS	Monlau Motorsport	R	229.8	5	229.3	7	228.8	9	228.3	6	228.3	8	228,9
9 Jean Paul KARRAS	G4 Racing		229.3	11	229.3	8	229.3	10	228.8	7	226.4	3	228,6
11 Rahim ALIBHAI	Monlau Motorsport	R	228.8	6	228.3	7	228.3	8	228.3	9	227.8	5	228,3
74 Pablo RICCOBONO	GRS		227.8	5	226.9	4	226.9	6	226.9	7	226.9	8	227,1
44 Elliot KACZYNSKI	DXR	R	174.2	2	96.0	1							135,1



E4 SWC - R2 JARAMA Qualifying 2

Best Sector Times

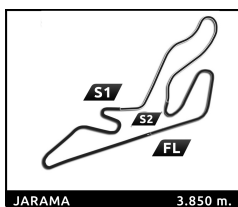
Sector 1			Sector 2			Sector 3			Ideal Lap	Best Lap	
Pos	No Driver	Time	No Driver	Time	No Driver	Time	Pos	No Driver			
1	81 N.MONTEIRO	35.599	81 N.MONTEIRO	30.308	81 N.MONTEIRO	25.712	1	81 N.MONTEIRO	1:31.619	1:31.646	(1)
2	22 V.KANTHAN	35.672	22 V.KANTHAN	30.328	37 T.FISHER	25.753	2	22 V.KANTHAN	1:31.789	1:31.844	(2)
3	77 A.PETROVIC	35.736	77 A.PETROVIC	30.336	22 V.KANTHAN	25.789	3	77 A.PETROVIC	1:31.914	1:32.028	(3)
4	17 N.TUÑON	35.738	1 R.FRANCOT	30.343	40 K.SCHORMANS	25.817	4	37 T.FISHER	1:31.920	1:32.101	(8)
5	38 D.KELLEHER	35.782	78 M.NETO	30.371	46 N.TYE	25.820	5	40 K.SCHORMANS	1:31.974	1:32.047	(5)
6	40 K.SCHORMANS	35.785	40 K.SCHORMANS	30.372	38 D.KELLEHER	25.826	6	1 R.FRANCOT	1:32.010	1:32.137	(9)
7	10 L.FLUXA	35.786	37 T.FISHER	30.372	23 R.CORONEL	25.839	7	38 D.KELLEHER	1:32.026	1:32.053	(6)
8	37 T.FISHER	35.795	21 B.LYZEN	30.393	77 A.PETROVIC	25.842	8	17 N.TUÑON	1:32.037	1:32.037	(4)
9	46 N.TYE	35.806	38 D.KELLEHER	30.418	1 R.FRANCOT	25.853	9	46 N.TYE	1:32.057	1:32.057	(7)
10	1 R.FRANCOT	35.814	32 S.BULBARELLA	30.423	13 A.PIÑERA	25.856	10	23 R.CORONEL	1:32.101	1:32.138	(10)
11	23 R.CORONEL	35.824	17 N.TUÑON	30.424	17 N.TUÑON	25.875	11	21 B.LYZEN	1:32.154	1:32.168	(11)
12	12 P.KARRAS	35.833	46 N.TYE	30.431	21 B.LYZEN	25.877	12	10 L.FLUXA	1:32.204	1:32.303	(14)
13	15 J.BURNETT	35.848	23 R.CORONEL	30.438	10 L.FLUXA	25.882	13	8 J.MICALLEF	1:32.221	1:32.221	(12)
14	8 J.MICALLEF	35.875	8 J.MICALLEF	30.440	39 L.COCHET	25.896	14	13 A.PIÑERA	1:32.234	1:32.503	(22)
15	21 B.LYZEN	35.884	73 F.ARNAUDO	30.474	12 P.KARRAS	25.899	15	78 M.NETO	1:32.275	1:32.394	(19)
16	73 F.ARNAUDO	35.887	13 A.PIÑERA	30.480	8 J.MICALLEF	25.906	16	12 P.KARRAS	1:32.280	1:32.313	(15)
17	24 B.LOWETTE	35.895	80 S.FRIGOLET	30.497	18 Z.FLORESCU	25.914	17	32 S.BULBARELLA	1:32.284	1:32.284	(13)
18	13 A.PIÑERA	35.898	7 F.REIJS	30.505	7 F.REIJS	25.916	18	15 J.BURNETT	1:32.314	1:32.347	(16)
19	88 M.BLASCOS	35.902	24 B.LOWETTE	30.507	15 J.BURNETT	25.916	19	39 L.COCHET	1:32.354	1:32.430	(20)
20	39 L.COCHET	35.917	10 L.FLUXA	30.536	32 S.BULBARELLA	25.927	20	24 B.LOWETTE	1:32.359	1:32.359	(17)
21	32 S.BULBARELLA	35.934	88 M.BLASCOS	30.539	9 J.KARRAS	25.935	21	7 F.REIJS	1:32.387	1:32.387	(18)
22	78 M.NETO	35.937	39 L.COCHET	30.541	11 R.ALIBHAI	25.935	22	73 F.ARNAUDO	1:32.389	1:32.493	(21)
23	28 M.RADECK	35.948	12 P.KARRAS	30.548	24 B.LOWETTE	25.957	23	88 M.BLASCOS	1:32.471	1:32.543	(24)
24	18 Z.FLORESCU	35.963	15 J.BURNETT	30.550	78 M.NETO	25.967	24	18 Z.FLORESCU	1:32.475	1:32.526	(23)
25	7 F.REIJS	35.966	11 R.ALIBHAI	30.576	73 F.ARNAUDO	26.028	25	11 R.ALIBHAI	1:32.563	1:32.653	(25)
26	9 J.KARRAS	36.038	28 M.RADECK	30.593	88 M.BLASCOS	26.030	26	80 S.FRIGOLET	1:32.650	1:32.811	(27)
27	74 P.RICCOBONO	36.048	18 Z.FLORESCU	30.598	80 S.FRIGOLET	26.052	27	9 J.KARRAS	1:32.668	1:32.672	(26)
28	11 R.ALIBHAI	36.052	9 J.KARRAS	30.695	74 P.RICCOBONO	26.091	28	28 M.RADECK	1:32.718	1:32.940	(28)
29	80 S.FRIGOLET	36.101	74 P.RICCOBONO	30.753	28 M.RADECK	26.177	29	74 P.RICCOBONO	1:32.892	1:32.942	(29)
30	94 J.MOODLEY	36.658	94 J.MOODLEY	31.114	94 J.MOODLEY	26.399	30	94 J.MOODLEY	1:34.171	1:34.346	(30)
31	44 E.KACZYNSKI	41.792	44 E.KACZYNSKI	33.814	44 E.KACZYNSKI	29.385	31	44 E.KACZYNSKI	1:44.991		



E4 SWC - R2 JARAMA Qualifying 2

Fastest Lap Sequence

Elapsed	No	Driver	Team	Car	Class	Time	Kph	Lap
3:17.742	23	Rocco CORONEL	MP Motorsport	TATUUS T-421	R	1:35.340	145.4	2
4:51.615	23	Rocco CORONEL	MP Motorsport	TATUUS T-421	R	1:33.873	147.6	3
12:36.956	12	Phillippe Armand KARRAS	G4 Racing	TATUUS T-421		1:33.339	148.5	7
14:09.287	12	Phillippe Armand KARRAS	G4 Racing	TATUUS T-421		1:32.331	150.1	8
15:29.979	23	Rocco CORONEL	MP Motorsport	TATUUS T-421	R	1:32.138	150.4	8
16:59.951	37	Ty FISHER	Griffin Core	TATUUS T-421	R	1:32.119	150.5	5
17:20.403	22	Vivek KANTHAN	Griffin Core	TATUUS T-421		1:32.072	150.5	5
17:22.229	81	Noah MONTEIRO	Griffin Core	TATUUS T-421		1:32.015	150.6	5
18:52.247	22	Vivek KANTHAN	Griffin Core	TATUUS T-421		1:31.844	150.9	6
18:53.875	81	Noah MONTEIRO	Griffin Core	TATUUS T-421		1:31.646	151.2	6

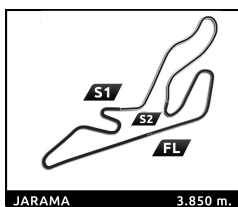


E4 SWC - R2 JARAMA Qualifying 2

Sector Analysis

— Invalidated Lap ■ Personal Best ■ Session Best B Crossing the pit lane

Lap	Time	Sector 1	Sector 2	Sector 3	T.Sp	Elapsed	Lap	Time	Sector 1	Sector 2	Sector 3	T.Sp	Elapsed		
1	Reno FRANCO	NLD						11	Rahim ALIBHAI	USA					
	KCL Motorsport	TATUUS T-421							Monlau Motorsport	TATUUS T-421					
1	10:28.798	9:23.601	36.673	28.524	96.6	10:28.798	1	8:06.192	7:03.328	34.686	28.178	103.1	8:06.192		
2	1:39.684	39.306	33.417	26.961	177.3	12:08.482	2	1:40.619	39.645	33.720	27.254	203.4	9:46.811		
3	1:37.293	36.831	33.892	26.570	228.3	13:45.775	3	1:34.966	37.401	31.120	26.445	226.4	11:21.777		
4	1:32.826	36.109	30.598	26.119	230.3	15:18.601	4	1:33.977	36.738	30.890	26.349	227.4	12:55.754		
5	1:32.258	35.873	30.532	25.853	231.8	16:50.859	5	1:33.416	36.527	30.770	26.119	227.8	14:29.170		
6	1:45.219	36.104	35.950	33.165	232.3	18:36.078	6	1:33.144	36.252	30.576	26.316	228.8	16:02.314		
7	1:32.137	35.814	30.343	25.980	232.3	20:08.215	7	1:32.883	36.156	30.637	26.090	228.3	17:35.197		
7	Felipe REIJS	NLD						12	Philippe Armand KARRAS	GRC					
	MP Motorsport	TATUUS T-421							G4 Racing	TATUUS T-421					
1	10:24.471	9:22.229	34.522	27.720	103.1	10:24.471	1	1:49.926	48.001	34.054	27.871	103.2	1:49.926		
2	1:38.566	37.922	33.114	27.530	221.3	12:03.037	2	1:36.892	38.096	31.940	26.856	213.4	3:26.818		
3	1:37.651	36.890	32.002	28.759	228.3	13:40.688	3	1:40.663B	36.678	31.078	32.907	223.1	5:07.481		
4	1:39.089	37.336	31.022	30.731	229.8	15:19.777	4	2:44.103	1:40.866	34.454	28.783	93.3	7:51.584		
5	1:32.811	36.102	30.705	26.004	231.8	16:52.588	5	1:37.916	39.148	31.802	26.966	216.0	9:29.500		
6	1:33.033	36.074	30.663	26.296	230.8	18:25.621	6	1:34.117	37.000	30.946	26.171	222.7	11:03.617		
7	1:32.387	35.966	30.505	25.916	230.8	19:58.008	7	1:33.339	36.609	30.760	25.970	225.5	12:36.956		
8	1:32.834	36.051	30.822	25.961	230.8	21:30.842	8	1:32.331	35.849	30.548	25.934	226.4	14:09.287		
8	Jacob MICALLEF	MLT						13	Aleix PIÑERA	ESP					
	Campos Racing	TATUUS T-421							Tecnicar by Amtog	TATUUS T-421					
1	10:38.771	9:34.418	34.696	29.657	108.4	10:38.771	1	8:46.072	7:37.910	38.110	30.052	90.1	8:46.072		
2	1:40.587	38.510	33.668	28.409	221.3	12:19.358	2	1:43.194	41.587	33.668	27.939	191.5	10:29.266		
3	1:33.346	36.446	30.644	26.256	229.8	13:52.704	3	1:36.367	37.950	31.508	26.909	224.1	12:05.633		
4	1:32.635	36.028	30.534	26.073	233.3	15:25.339	4	1:36.426	36.441	31.518	28.467	227.4	13:42.059		
5	1:33.213	35.995	31.043	26.175	235.3	16:58.552	5	1:39.586	36.355	31.032	32.199	229.8	15:21.645		
6	1:32.459	35.915	30.525	26.019	234.3	18:31.011	6	1:32.741	36.047	30.716	25.978	233.3	16:54.386		
7	1:32.221	35.875	30.440	25.906	234.8	20:03.232	7	1:32.503	35.898	30.749	25.856	232.8	18:26.889		
9	Jean Paul KARRAS	GRC						15	Jensen BURNETT	CAN					
	G4 Racing	TATUUS T-421							Drivex	TATUUS T-421					
1	1:51.201	49.254	34.530	27.417	99.2	1:51.201	1	10:08.697	8:59.190	39.660	29.847	89.6	10:08.697		
2	1:36.881	38.552	31.638	26.691	209.7	3:28.082	2	1:43.516	41.953	33.852	27.711	141.5	11:52.213		
3	1:42.768B	37.368	31.379	34.021	226.4	5:10.850	3	1:41.509	36.865	36.978	27.666	230.8	13:33.722		
4	3:22.554	2:19.379	35.144	28.031	93.8	8:33.404	4	1:41.772	36.211	35.251	30.310	230.8	15:15.494		
5	1:38.155	39.418	31.802	26.935	210.5	10:11.559	5	1:32.736	36.111	30.609	26.016	229.8	16:48.230		
6	1:45.168	45.189	33.229	26.750	198.5	11:56.727	6	1:32.347	35.850	30.581	25.916	230.3	18:20.577		
7	1:37.787	36.614	33.903	27.270	228.8	13:34.514	7	1:32.799	36.105	30.573	26.121	232.3	19:53.376		
8	1:33.266	36.503	30.712	26.051	229.3	15:07.780	8	1:32.371	35.848	30.550	25.973	228.3	21:25.747		
9	1:32.672	36.042	30.695	25.935	225.9	16:40.452									
10	1:32.718	36.038	30.728	25.952	229.3	18:13.170									
11	1:32.783	36.111	30.719	25.953	229.3	19:45.953									
12	1:32.951	36.183	30.797	25.971	225.9	21:18.904									
10	Luna FLUXA	ESP						17	Nacho TUÑÓN	ESP					
	Campos Racing	TATUUS T-421							T-Code	TATUUS T-421					
1	10:39.204	9:34.789	34.958	29.457	107.1	10:39.204	1	8:36.352	7:28.695	38.179	29.478	89.8	8:36.352		
2	1:43.427	38.736	36.045	28.646	214.3	12:22.631	2	1:42.825	41.520	33.771	27.534	172.2	10:19.177		
3	1:33.798	36.684	30.791	26.323	231.3	13:56.429	3	1:39.866	40.779	32.624	26.463	198.2	11:59.043		
4	1:32.788	36.159	30.607	26.022	231.3	15:29.217	4	1:39.558	37.145	33.249	29.164	232.3	13:38.601		
5	1:32.485	35.861	30.553	26.071	230.8	17:01.702									
6	1:32.303	35.786	30.538	25.979	231.8	18:34.005									
7	1:32.370	35.952	30.536	25.882	232.3	20:06.375									

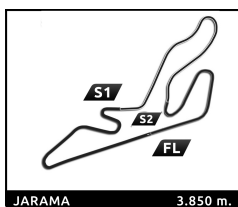


E4 SWC - R2 JARAMA Qualifying 2

Sector Analysis

— Invalidated Lap ■ Personal Best ■ Session Best B Crossing the pit lane

Lap	Time	Sector 1	Sector 2	Sector 3	T.Sp	Elapsed	Lap	Time	Sector 1	Sector 2	Sector 3	T.Sp	Elapsed	
5	1:37.799	36.292	32.150	29.357	228.8	15:16.400	5	1:32.662	36.020	30.597	26.045	231.8	16:53.843	
6	1:32.283	35.882	30.455	25.946	229.8	16:48.683	6	1:38.101	36.084	33.926	28.091	231.8	18:31.944	
7	1:34.235	36.603	31.368	26.264	232.8	18:22.918	7	1:32.359	35.895	30.507	25.957	231.8	20:04.303	
8	1:32.415	35.893	30.508	26.014	230.3	19:55.333								
9	1:32.037	35.738	30.424	25.875	230.8	21:27.370								
18	Zoe FLORESCU ROU							28	Max RADECK PRT					
	Tecnicar by Amtog TATUUS T-421								DXR TATUUS T-421					
1	8:38.046	7:30.907	37.587	29.552	90.9	8:38.046	1	10:13.732	9:02.028	39.944	31.760	101.2	10:13.732	
2	1:42.528	40.972	33.980	27.576	198.9	10:20.574	2	1:44.793	41.896	35.730	27.167	184.9	11:58.525	
3	1:40.100	40.276	33.115	26.709	202.6	12:00.674	3	1:52.044	39.561	35.388	27.095	221.8	13:50.569	
4	1:39.126	37.003	34.185	27.938	229.3	13:39.800	4	1:35.420	36.741	31.136	27.543	226.9	15:25.989	
5	1:37.736	36.481	31.754	29.501	230.3	15:17.536	5	1:33.443	36.417	30.669	26.357	230.8	16:59.432	
6	1:48.632	50.657	31.943	26.032	230.8	17:06.168	6	1:32.940	35.948	30.675	26.317	232.3	18:32.372	
7	1:32.774	36.082	30.598	26.094	226.9	18:38.942	7	1:33.148	36.378	30.593	26.177	230.8	20:05.520	
8	1:32.526	35.963	30.649	25.914	229.3	20:11.468								
21	Borys LYZEN POL							32	Simon BULBARELLA ARG					
	KCL Motorsport TATUUS T-421								Drivex TATUUS T-421					
1	10:42.165	9:37.340	34.905	29.920	105.0	10:42.165	1	10:08.421	8:58.007	40.348	30.066	86.1	10:08.421	
2	1:43.550	37.723	33.609	32.218	224.1	12:25.715	2	1:44.513	41.827	34.422	28.264	151.0	11:52.934	
3	1:34.061	36.949	30.830	26.282	227.8	13:59.776	3	1:41.650	37.003	36.684	27.963	231.3	13:34.584	
4	1:32.734	36.286	30.508	25.940	231.3	15:32.510	4	1:34.709	37.169	31.097	26.443	231.8	15:09.293	
5	1:32.186	35.916	30.393	25.877	231.8	17:04.696	5	1:32.726	36.105	30.649	25.972	229.8	16:42.019	
6	1:32.168	35.884	30.400	25.884	232.8	18:36.864	6	1:32.284	35.934	30.423	25.927	230.8	18:14.303	
7	1:32.299	35.884	30.467	25.948	232.8	20:09.163	7	1:33.162	36.158	30.717	26.287	230.8	19:47.465	
							8	1:32.657	36.154	30.537	25.966	230.3	21:20.122	
22	Vivek KANTHAN USA							37	Ty FISHER CAN					
	Griffin Core TATUUS T-421								Griffin Core TATUUS T-421					
1	10:42.320	9:32.199	34.318	35.803	100.6	10:42.320	1	10:37.913	9:33.898	34.747	29.268	100.1	10:37.913	
2	2:00.887	1:00.624	33.090	27.173	109.8	12:43.207	2	1:43.764	38.981	33.728	31.055	200.4	12:21.677	
3	1:32.878	36.314	30.569	25.995	226.9	14:16.085	3	1:33.444	36.829	30.614	26.001	228.8	13:55.121	
4	1:32.246	35.962	30.401	25.883	229.8	15:48.331	4	1:32.711	36.317	30.582	25.812	231.3	15:27.832	
5	1:32.072	35.832	30.410	25.830	229.8	17:20.403	5	1:32.119	35.994	30.372	25.753	233.3	16:59.951	
6	1:31.844	35.672	30.374	25.798	229.3	18:52.247	6	1:35.641	36.571	31.133	27.937	234.3	18:35.592	
7	1:31.862	35.745	30.328	25.789	229.8	20:24.109	7	1:32.101	35.795	30.465	25.841	232.8	20:07.693	
23	Rocco CORONEL NLD							38	Daniel KELLEHER IRL					
	MP Motorsport TATUUS T-421								Campos Racing TATUUS T-421					
1	1:42.402	42.609	32.502	27.291	109.1	1:42.402	1	10:35.779	9:31.208	34.422	30.149	96.8	10:35.779	
2	1:35.340	37.607	31.157	26.576	222.2	3:17.742	2	1:42.418	40.341	34.221	27.856	194.9	12:18.197	
3	1:33.873	36.612	30.979	26.282	226.4	4:51.615	3	1:33.706	36.650	30.936	26.120	226.4	13:51.903	
4	1:38.442	36.324	30.860	31.258	226.4	6:30.057	4	1:32.928	35.944	30.801	26.183	231.8	15:24.831	
5	4:10.186	3:06.584	34.899	28.703	109.3	10:40.243	5	1:33.023	35.957	30.418	26.648	231.8	16:57.854	
6	1:43.284	38.258	34.066	30.960	220.0	12:23.527	6	1:32.282	35.832	30.524	25.926	229.8	18:30.136	
7	1:34.314	36.538	31.201	26.575	231.3	13:57.841	7	1:32.053	35.782	30.445	25.826	233.3	20:02.189	
8	1:32.138	35.844	30.455	25.839	231.8	15:29.979								
9	1:32.166	35.825	30.455	25.886	233.3	17:02.145								
10	1:32.355	35.824	30.588	25.943	234.3	18:34.500								
11	1:32.347	35.860	30.438	26.049	233.8	20:06.847								
24	Beau LOWETTE BEL							39	Louis COCHET FRA					
	TC Racing TATUUS T-421								KCL Motorsport TATUUS T-421					
1	10:32.976	9:28.426	36.388	28.162	97.1	10:32.976	1	10:23.378	9:21.249	34.676	27.453	103.8	10:23.378	
2	1:39.361	38.944	33.018	27.399	224.1	12:12.337	2	1:40.732	37.974	35.536	27.222	225.9	12:04.110	
3	1:35.372	36.635	30.898	27.839	232.8	13:47.709	3	1:39.990	36.608	31.815	31.567	230.8	13:44.100	
4	1:33.472	36.263	30.660	26.549	229.8	15:21.181	4	1:33.566	36.348	30.625	26.593	230.8	15:17.666	
							5	1:32.745	36.171	30.582	25.992	229.8	16:50.411	
							6	1:34.157	36.164	31.313	26.680	230.8	18:24.568	
							7	1:32.430	35.917	30.541	25.972	231.8	19:56.998	
							8	1:32.485	35.945	30.644	25.896	230.8	21:29.483	

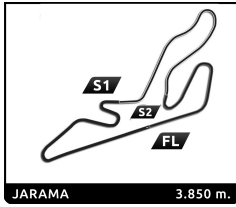


E4 SWC - R2 JARAMA Qualifying 2

Sector Analysis

— Invalidated Lap ■ Personal Best ■ Session Best ■ Crossing the pit lane

Lap	Time	Sector 1	Sector 2	Sector 3	T.Sp	Elapsed	Lap	Time	Sector 1	Sector 2	Sector 3	T.Sp	Elapsed	
40	Kasper SCHORMANS NLD							6	1:32.197	35.936	30.419	25.842	232.8	16:49.274
	MP Motorsport TATUUS T-421							7	1:34.384	36.775	31.201	26.408	232.8	18:23.658
	1	10:40.886	9:38.498	34.111	28.277	99.1	10:40.886	8	1:32.075	35.736	30.422	25.917	232.3	19:55.733
	2	1:43.841	38.271	33.790	31.780	212.2	12:24.727	9	1:32.028	35.823	30.336	25.869	231.8	21:27.761
	3	1:34.104	36.866	30.806	26.432	229.3	13:58.831							
	4	1:32.725	36.245	30.549	25.931	231.3	15:31.556							
	5	1:32.244	35.969	30.458	25.817	232.3	17:03.800							
	6	1:34.159	35.860	30.428	27.871	231.8	18:37.959							
	7	1:32.047	35.785	30.372	25.890	232.8	20:10.006							
44	Elliot KACZYNSKI SWE													
	DXR TATUUS T-421													
	1	10:09.482	9:00.560	39.537	29.385	96.0	10:09.482							
	2	1:51.134 B	41.792	33.814	35.528	174.2	12:00.616							
46	Nathan TYE GBR													
	Drivex TATUUS T-421													
	1	10:07.482	8:57.631	39.828	30.023	85.7	10:07.482							
	2	1:44.058	42.277	33.978	27.803	154.5	11:51.540							
	3	1:41.216	37.202	36.811	27.203	226.4	13:32.756							
	4	1:51.123	44.754	33.184	33.185	228.3	15:23.879							
	5	1:34.311	36.756	31.384	26.171	232.3	16:58.190							
	6	1:32.358	35.933	30.433	25.992	236.8	18:30.548							
	7	1:32.057	35.806	30.431	25.820	236.3	20:02.605							
73	Fausto ARNAUDO ARG													
	Monlau Motorsport TATUUS T-421													
	1	8:03.317	7:01.495	34.021	27.801	99.7	8:03.317							
	2	1:36.382	38.308	31.425	26.649	214.3	9:39.699							
	3	1:34.015	36.826	30.950	26.239	228.3	11:13.714							
	4	1:33.509	36.423	30.880	26.206	228.8	12:47.223							
	5	1:32.815	36.104	30.605	26.106	229.3	14:20.038							
	6	1:32.614	35.992	30.474	26.148	231.3	15:52.652							
	7	1:32.493	35.887	30.504	26.102	231.8	17:25.145							
	8	1:33.224	35.988	30.634	26.602	233.3	18:58.369							
	9	1:32.604	36.031	30.545	26.028	229.8	20:30.973							
74	Pablo RICCOBONO ESP													
	GRS TATUUS T-421													
	1	8:12.968	7:07.809	36.133	29.026	92.8	8:12.968							
	2	1:43.401	42.800	33.036	27.565	186.2	9:56.369							
	3	1:36.262	38.267	31.384	26.611	224.5	11:32.631							
	4	1:34.089	36.688	30.952	26.449	226.9	13:06.720							
	5	1:33.642	36.418	30.987	26.237	227.8	14:40.362							
	6	1:33.485	36.444	30.800	26.241	226.9	16:13.847							
	7	1:33.061	36.181	30.789	26.091	226.9	17:46.908							
	8	1:32.942	36.048	30.753	26.141	226.9	19:19.850							
	9	1:33.316	36.190	30.813	26.313	226.4	20:53.166							
77	Andrej PETROVIC SRB													
	T-Code TATUUS T-421													
	1	8:37.007	7:29.491	37.814	29.702	88.1	8:37.007							
	2	1:42.846	41.474	33.723	27.649	188.8	10:19.853							
	3	1:39.735	40.430	32.956	26.349	203.8	11:59.588							
	4	1:39.738	37.584	34.391	27.763	233.8	13:39.326							
	5	1:37.751	36.358	31.947	29.446	231.8	15:17.077							
78	Maria NETO PRT													
	TC Racing TATUUS T-421													
	1	8:16.375	7:11.964	35.312	29.099	71.2	8:16.375							
	2	1:52.217	42.571	38.976	30.670	216.4	10:08.592							
	3	1:45.124	43.071	33.741	28.312	171.2	11:53.716							
	4	1:41.139	36.966	36.870	27.303	227.8	13:34.855							
	5	1:35.760	37.460	31.717	26.583	223.1	15:10.615							
	6	1:32.886	36.258	30.580	26.048	227.4	16:43.501							
	7	1:32.675	35.994	30.705	25.976	230.3	18:16.176							
	8	1:32.394	35.937	30.490	25.967	228.8	19:48.570							
	9	1:32.453	36.064	30.371	26.018	228.8	21:21.023							
80	Sebastian FRIGOLET MEX													
	DXR TATUUS T-421													
	1	10:10.319	8:59.949	39.803	30.567	93.6	10:10.319							
	2	2:01.349	41.796	33.927	45.626	177.3	12:11.668							
	3	1:37.024	38.222	31.067	27.735	204.9	13:48.692							
	4	1:33.506	36.399	30.833	26.274	230.8	15:22.198							
	5	1:32.920	36.131	30.690	26.099	232.8	16:55.118							
	6	1:33.127	36.101	30.974	26.052	232.8	18:28.245							
	7	1:32.811	36.204	30.497	26.110	230.3	20:01.056							
81	Noah MONTEIRO PRT													
	Griffin Core TATUUS T-421													
	1	10:44.068 B	9:33.198	34.649	36.221	103.3	10:44.068							
	2	2:00.100	59.871	33.076	27.153	117.4	12:44.168							
	3	1:33.461	36.744	30.612	26.105	229.3	14:17.629							
	4	1:32.585	36.166	30.575	25.844	230.8	15:50.214							
	5	1:32.015	35.989	30.314	25.712	232.3	17:22.229							
	6	1:31.646	35.599	30.308	25.739	230.3	18:53.875							
	7	1:51.980 B	35.648	31.263	45.069	232.8	20:45.855							
88	Miki BLASCOS ESP													
	Monlau Motorsport TATUUS T-421													
	1	7:59.371	6:57.800	33.859	27.712	102.3	7:59.371							
	2	1:36.985	38.081	32.111	26.793	207.3	9:36.356							
	3	1:34.378	36.757	31.193	26.428	224.5	11:10.734							
	4	1:33.959	36.379	30.931	26.649	225.9	12:44.693							
	5	1:34.308	37.262	30.832	26.214	229.8	14:19.001							
	6	1:32.942	36.195	30.672	26.075	228.3	15:51.943							
	7	1:32.653	35.957	30.603	26.093	229.3	17:24.596							
	8	1:32.543	35.946	30.567	26.030	228.3	18:57.139							
	9	1:32.570	35.902	30.539	26.129	228.8	20:29.709							
94	Jorden MOODLEY ZAF													
	G4 Racing TATUUS T-421													
	1	1:55.477	48.844	37.588	29.045	104.0	1:55.477							
	2	1:42.445	39.789	34.038	28.618	215.6	3:37.922							
	3	1:44.785	44.794	32.458	27.533	154.5	5:22.707							
	4	1:35.831	37.673	31.559	26.599	222.7	6:58.538							
	5	1:38.508	37.593	32.499	28.416	225.9	8:37.046							
	6	1:35.133	37.368	31.175	26.590	220.0	10:12.179							

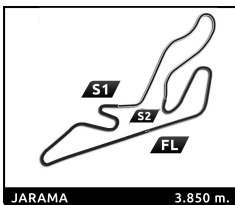


E4 SWC - R2 JARAMA Qualifying 2

Sector Analysis

— Invalidated Lap ■ Personal Best ■ Session Best B Crossing the pit lane

Lap	Time	Sector 1	Sector 2	Sector 3	T.Sp	Elapsed	Lap	Time	Sector 1	Sector 2	Sector 3	T.Sp	Elapsed
7	1:41.794	40.383	33.090	28.321	220.0	11:53.973							
8	1:41.496	37.083	36.014	28.399	219.5	13:35.469							
9	1:35.915	37.236	31.972	26.707	231.8	15:11.384							
10	1:34.355	36.658	31.114	26.583	229.3	16:45.739							
11	1:34.346	36.761	31.186	26.399	227.4	18:20.085							
12	1:40.506	37.843	31.318	31.345	227.8	20:00.591							





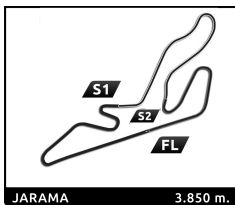
E4 SWC - R2 JARAMA Qualifying 2

Provisional Race Director Report

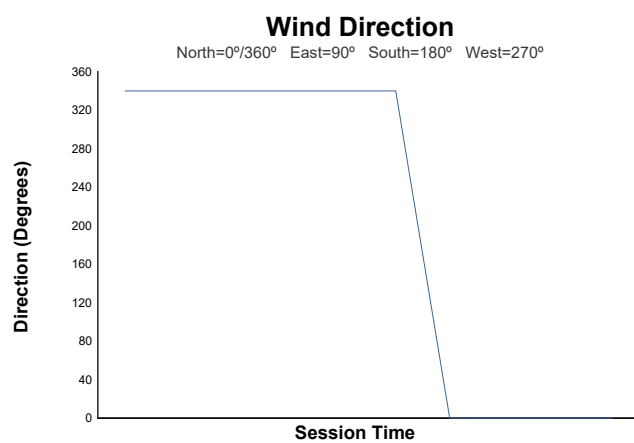
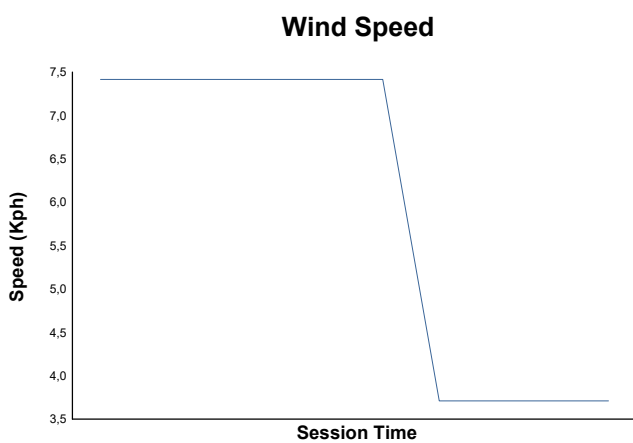
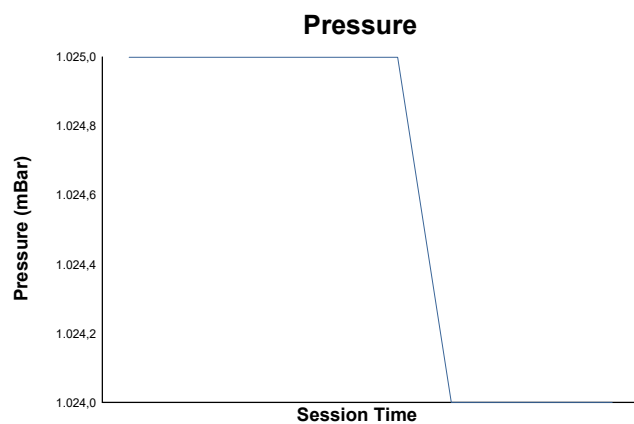
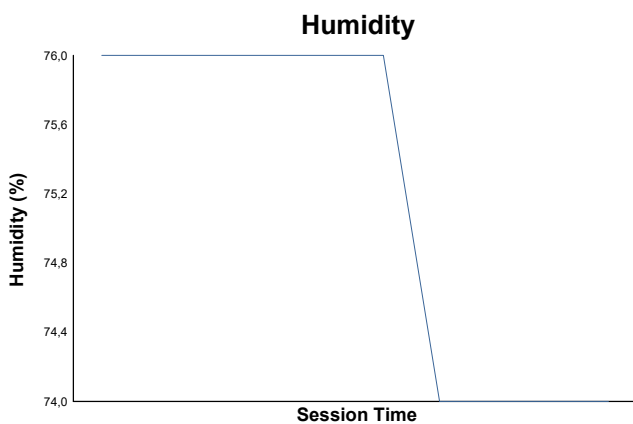
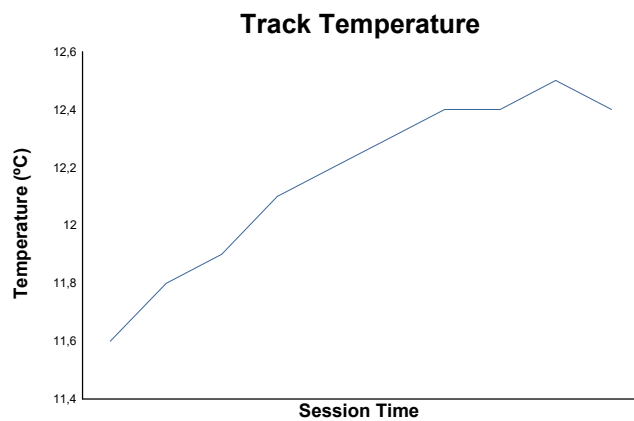
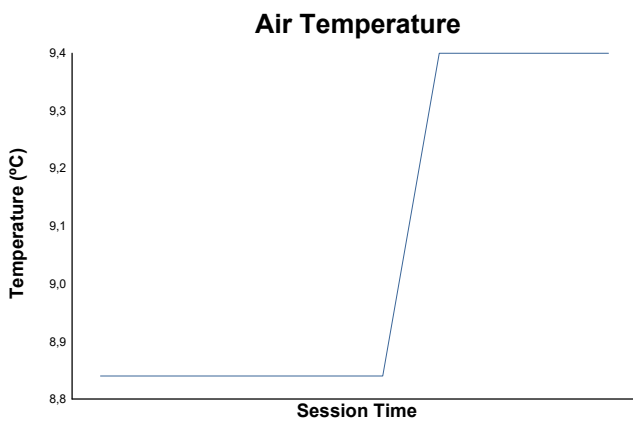
Hour	Flag	Message
09:51:47		E4 - PIT LANE WILL BE OPEN AT 10:00
09:58:00		FAST LANE OPEN
10:00:00		PIT LANE OPEN
10:14:41		INCIDENT IN T1 NOTED - POSSIBLE IMPEEDING CAR #47
10:15:38		INCIDENT IN T1 NOTED - POSSIBLE IMPEEDING CAR #46 CORRECTION
10:16:03		INCIDENT IN T1 NOTED - POSSIBLE IMPEEDING CAR #18
10:20:00		CHEQUERED FLAG
10:21:03		CARS & DRIVERS #81 #22 #40 #88 PROCEED TO THE SCRUTINEERING BAY IMMEDIATELY AFTER SESSION
10:22:02		E3 - PIT LANE WILL BE OPEN AT 10:30

Published at: ...10:20.....

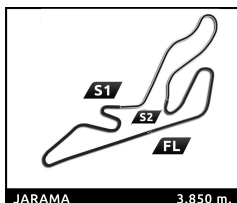
Race Director: Luis GONZÁLEZ 	Timekeeper: Alberto ESTÉBANEZ 
---	--



SWC - R2 JARAMA E4 Qualifying 2 Weather Report



Track Status: **DRY**



E4 SWC - R2 JARAMA Race 2 (30 Minutes +1 Lap)





Final Starting Grid

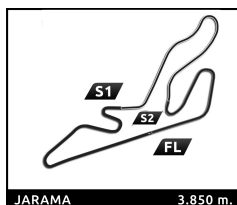
Elliott KACZYNSKI	DXR	44	- 16 -			
1:32.942 Pablo RICCOBONO	GRS	74	- 15 -	94	G4 Racing	Jorden MOODLEY 1:34.346
1:32.811 Sebastian FRIGOLET	DXR	80	- 14 -	28	DXR	Max RADECK 1:32.940
1:32.430 Louis COCHET	KCL Motorsport	39	- 13 -	9	G4 Racing	Jean Paul KARRAS 1:32.672
1:32.653 Rahim ALIBHAI	Monlau Motorsport	11	- 12 -	78	TC Racing	Maria NETO 1:32.394
1:32.526 Zoe FLORESCU	Tecnicar by Amtog	18	- 11 -	88	Monlau Motorsport	Miki BLASCOS 1:32.543
1:32.493 Fausto ARNAUDO	Monlau Motorsport	73	- 10 -	13	Tecnicar by Amtog	Alex PIÑERA 1:32.503
1:32.359 Beau LOWETTE	TC Racing	24	- 9 -	7	MP Motorsport	Felipe REIJS 1:32.387
1:32.313 Phillipe Armand KARRAS	G4 Racing	12	- 8 -	15	Drivex	Jensen BURNETT 1:32.347
1:32.284 Simon BULBARELLA	Drivex	32	- 7 -	10	Campos Racing	Luna FLUXA 1:32.303
1:32.168 Borys LYZEN	KCL Motorsport	21	- 6 -	8	Campos Racing	Jacob MICALLEF 1:32.221
1:32.137 Reno FRANCO	KCL Motorsport	1	- 5 -	23	MP Motorsport	Rocco CORONEL 1:32.138
1:32.057 Nathan TYE	Drivex	46	- 4 -	37	Griffin Core	Ty FISHER 1:32.101
1:32.047 Kasper SCHORMANS	MP Motorsport	40	- 3 -	38	Campos Racing	Daniel KELLEHER 1:32.053
1:32.028 Andrej PETROVIC	T-Code	77	- 2 -	17	T-Code	Nacho TUÑÓN 1:32.037
1:31.646 Noah MONTEIRO	Griffin Core	81	- 1 -	22	Griffin Core	Vivek KANTHAN 1:31.844

Pole

CAR#78 - DROP OF 5 GRID POSITIONS - STEWARDS DECISION N°6
CAR#39 - DROP OF 5 GRID POSITIONS - STEWARDS DECISION N°9

Published at:12:55.....

 Mr. Dennis Dean Chair of the Stewards	 Mrs. Noelia Franco Steward	 Mr. Alberto Lindon Fernández Steward	Timekeeper: Alberto ESTÉBANEZ 
---	--	--	--



E4 SWC - R2 JARAMA Race 2 (28 Minutes +1 Lap)

Final Classification

No	Driver	Nat	Team	Car	Cl.	Laps	Total Time	Gap	Kph	Best Lap		
										Lap	Time	Kph
1	81 Noah MONTEIRO	PRT	Griffin Core	TATUUS T-421		18	49:40.461	-	83.7	10	1:32.462	149.9
2	22 Vivek KANTHAN	USA	Griffin Core	TATUUS T-421		18	49:41.465	+1.004	83.7	8	1:32.489	149.9
3	77 Andrej PETROVIC	SRB	T-Code	TATUUS T-421		18	49:42.036	+1.575	83.7	7	1:32.742	149.4
4	40 Kasper SCHORMANS	NLD	MP Motorsport	TATUUS T-421	R	18	49:43.971	+3.510	83.6	7	1:33.052	148.9
5	8 Jacob MICALLEF	MLT	Campos Racing	TATUUS T-421	R	18	49:45.512	+5.051	83.6	8	1:33.210	148.7
6	1 Reno FRANCOT	NLD	KCL Motorsport	TATUUS T-421		18	49:45.941	+5.480	83.6	7	1:33.084	148.9
7	13 Aleix PIÑERA	ESP	Tecnicar by Amtog	TATUUS T-421	R	18	49:46.323	+5.862	83.5	10	1:33.277	148.6
8	21 Borys LYZEN	POL	KCL Motorsport	TATUUS T-421	R	18	49:46.954	+6.493	83.5	7	1:33.490	148.3
9	46 Nathan TYE	GBR	Drivex	TATUUS T-421		18	49:47.695	+7.234	83.5	8	1:32.840	149.3
10	7 Felipe REIJS	NLD	MP Motorsport	TATUUS T-421	R	18	49:47.781	+7.320	83.5	11	1:33.579	148.1
11	78 Maria NETO	PRT	TC Racing	TATUUS T-421	R	18	49:48.153	+7.692	83.5	10	1:33.072	148.9
12	9 Jean Paul KARRAS	GRC	G4 Racing	TATUUS T-421		18	49:48.731	+8.270	83.5	10	1:33.444	148.3
13	11 Rahim ALIBHAI	USA	Monlau Motorsport	TATUUS T-421	R	18	49:48.962	+8.501	83.5	11	1:33.766	147.8
14	80 Sebastian FRIGOLET	MEX	DXR	TATUUS T-421	R	18	49:49.572	+9.111	83.5	11	1:33.756	147.8
15	44 Elliot KACZYNSKI	SWE	DXR	TATUUS T-421	R	18	49:49.927	+9.466	83.4	11	1:33.874	147.6
16	39 Louis COCHET	FRA	KCL Motorsport	TATUUS T-421	R	18	49:50.278	+9.817	83.4	9	1:33.813	147.7
17	38 Daniel KELLEHER	IRL	Campos Racing	TATUUS T-421	R	18	49:50.814	+10.353	83.4	7	1:32.588	149.7
18	28 Max RADECK	PRT	DXR	TATUUS T-421	R	18	49:51.953	+11.492	83.4	7	1:33.257	148.6
19	17 Nacho TUÑON	ESP	T-Code	TATUUS T-421		18	49:52.941	+12.480	83.4	7	1:33.433	148.3
20	94 Jordan MOODLEY	ZAF	G4 Racing	TATUUS T-421		18	49:54.787	+14.326	83.3	10	1:34.863	146.1
21	23 Rocco CORONEL	NLD	MP Motorsport	TATUUS T-421	R	18	50:11.496	+31.035	82.8	7	1:33.094	148.9
22	37 Ty FISHER	CAN	Griffin Core	TATUUS T-421		17	48:10.776	1 Lap	81.5	7	1:33.133	148.8
23	10 Luna FLUXA	ESP	Campos Racing	TATUUS T-421	R	17	49:50.740	1 Lap	78.8	7	1:33.559	148.1
24	88 Miki BLASCOS	ESP	Monlau Motorsport	TATUUS T-421	R	17	49:52.444	1 Lap	78.7	7	1:33.773	147.8

Not classified





32	Simon BULBARELLA	ARG	Drivex	TATUUS T-421	R	11	36:20.017			10	1:33.374	148.4
24	Beau LOWETTE	BEL	TC Racing	TATUUS T-421	R	11	36:20.573			8	1:33.435	148.3
12	Phillipe Armand KARRAS	GRC	G4 Racing	TATUUS T-421								
15	Jensen BURNETT	CAN	Drivex	TATUUS T-421	R							
73	Fausto ARNAUDO	ARG	Monlau Motorsport	TATUUS T-421	R							
18	Zoe FLORESCU	ROU	Tecnicar by Amtog	TATUUS T-421	R							
74	Pablo RICCOBONO	ESP	GRS	TATUUS T-421								

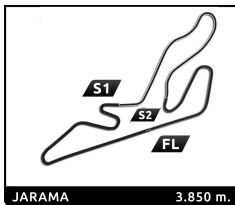
Pole Position:	Noah MONTEIRO	1:31.646	151.2 Kph
Fastest Lap:	Lap10 Noah MONTEIRO	1:32.462	149.9 Kph

CAR #46 - TIME PENALTY OF 5 SECONDS - STEWARDS DECISION N°11
 CAR #15 - DROP OF 5 GRID POSITIONS - STEWARDS DECISION N°12
 CAR #24 - DROP OF 5 GRID POSITIONS - STEWARDS DECISION N°13
 CAR #37 - DROP OF 5 GRID POSITIONS - STEWARDS DECISION N°14
 CAR #10 - DROP OF 5 GRID POSITIONS - STEWARDS DECISION N°15

Published at:17:40.....

Track Status: **DRY**

 Mr. Dennis Dean Chair of the Stewards	 Mrs. Noelia Franco Steward	 Mr. Alberto Lindon Fernández Steward	Timekeeper: Alberto ESTÉBANEZ 
---	--	--	--



E4 SWC - R2 JARAMA Race 2 (28 Minutes +1 Lap)





Final Classification by Class

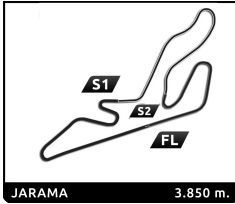
No	Driver	Nat	Team	Car	Laps	Total Time	Gap	Kph	Best Lap			
									Lap	Time	Kph	
R												
1	40 Kasper SCHORMANS	NLD	MP Motorsport	TATUUS T-421	18	49:43.971		83.6	7	1:33.052	148.9	
2	8 Jacob MICALLEF	MLT	Campos Racing	TATUUS T-421	18	49:45.512	+1.541	83.6	8	1:33.210	148.7	
3	13 Aleix PIÑERA	ESP	Tecnicar by Amtog	TATUUS T-421	18	49:46.323	+2.352	83.5	10	1:33.277	148.6	
4	21 Borys LYZEN	POL	KCL Motorsport	TATUUS T-421	18	49:46.954	+2.983	83.5	7	1:33.490	148.3	
5	7 Felipe REIJS	NLD	MP Motorsport	TATUUS T-421	18	49:47.781	+3.810	83.5	11	1:33.579	148.1	
6	78 Maria NETO	PRT	TC Racing	TATUUS T-421	18	49:48.153	+4.182	83.5	10	1:33.072	148.9	
7	11 Rahim ALIBHAI	USA	Monlau Motorsport	TATUUS T-421	18	49:48.962	+4.991	83.5	11	1:33.766	147.8	
8	80 Sebastian FRIGOLET	MEX	DXR	TATUUS T-421	18	49:49.572	+5.601	83.5	11	1:33.756	147.8	
9	44 Elliot KACZYNSKI	SWE	DXR	TATUUS T-421	18	49:49.927	+5.956	83.4	11	1:33.874	147.6	
10	39 Louis COCHET	FRA	KCL Motorsport	TATUUS T-421	18	49:50.278	+6.307	83.4	9	1:33.813	147.7	
11	38 Daniel KELLEHER	IRL	Campos Racing	TATUUS T-421	18	49:50.814	+6.843	83.4	7	1:32.588	149.7	
12	28 Max RADECK	PRT	DXR	TATUUS T-421	18	49:51.953	+7.982	83.4	7	1:33.257	148.6	
13	23 Rocco CORONEL	NLD	MP Motorsport	TATUUS T-421	18	50:11.496	+27.525	82.8	7	1:33.094	148.9	
14	37 Ty FISHER	CAN	Griffin Core	TATUUS T-421	17	48:10.776	1 Lap	81.5	7	1:33.133	148.8	
15	10 Luna FLUXA	ESP	Campos Racing	TATUUS T-421	17	49:50.740	1 Lap	78.8	7	1:33.559	148.1	
16	88 Miki BLASCOS	ESP	Monlau Motorsport	TATUUS T-421	17	49:52.444	1 Lap	78.7	7	1:33.773	147.8	
Not classified												
32	Simon BULBARELLA	ARG	Drivex	TATUUS T-421	11	36:20.017	7 Laps		10	1:33.374	148.4	
24	Beau LOWETTE	BEL	TC Racing	TATUUS T-421	11	36:20.573	7 Laps		8	1:33.435	148.3	
15	Jensen BURNETT	CAN	Drivex	TATUUS T-421			18 Laps					
73	Fausto ARNAUDO	ARG	Monlau Motorsport	TATUUS T-421			18 Laps					
18	Zoe FLORESCU	ROU	Tecnicar by Amtog	TATUUS T-421			18 Laps					

CAR #46 - TIME PENALTY OF 5 SECONDS - STEWARDS DECISION N°11
 CAR #15 - DROP OF 5 GRID POSITIONS - STEWARDS DECISION N°12
 CAR #24 - DROP OF 5 GRID POSITIONS - STEWARDS DECISION N°13
 CAR #37 - DROP OF 5 GRID POSITIONS - STEWARDS DECISION N°14
 CAR #10 - DROP OF 5 GRID POSITIONS - STEWARDS DECISION N°15

Published at:17:40.....

Track Status: **DRY**

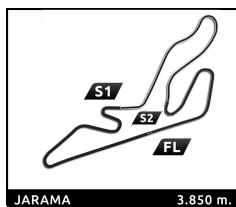
 Mr. Dennis Dean Chair of the Stewards	 Mrs. Noelia Franco Steward	 Mr. Alberto Lindon Fernández Steward	Timekeeper: Alberto ESTÉBANEZ 
---	--	--	--



E4 SWC - R2 JARAMA Race 2

Best Sector Times

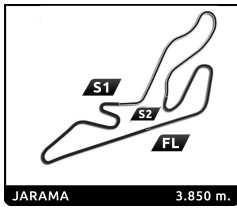
Sector 1			Sector 2			Sector 3			Ideal Lap	Best Lap
Pos	No Driver	Time	No Driver	Time	No Driver	Time	Pos	No Driver		
1	38 D.KELLEHER	35.804	81 N.MONTEIRO	30.505	81 N.MONTEIRO	25.953	1	81 N.MONTEIRO	1:32.266	1:32.462 (1)
2	81 N.MONTEIRO	35.808	77 A.PETROVIC	30.557	38 D.KELLEHER	25.986	2	38 D.KELLEHER	1:32.409	1:32.588 (3)
3	22 V.KANTHAN	35.886	22 V.KANTHAN	30.575	22 V.KANTHAN	26.017	3	22 V.KANTHAN	1:32.478	1:32.489 (2)
4	77 A.PETROVIC	36.028	46 N.TYE	30.585	77 A.PETROVIC	26.061	4	77 A.PETROVIC	1:32.646	1:32.742 (4)
5	46 N.TYE	36.045	37 T.FISHER	30.596	46 N.TYE	26.095	5	46 N.TYE	1:32.725	1:32.840 (5)
6	23 R.CORONEL	36.057	13 A.PIÑERA	30.614	40 K.SCHORMANS	26.154	6	40 K.SCHORMANS	1:32.971	1:33.052 (6)
7	1 R.FRANCOT	36.065	38 D.KELLEHER	30.619	37 T.FISHER	26.175	7	1 R.FRANCOT	1:33.001	1:33.084 (8)
8	40 K.SCHORMANS	36.131	78 M.NETO	30.651	10 L.FLUXA	26.186	8	37 T.FISHER	1:33.017	1:33.133 (10)
9	78 M.NETO	36.148	8 J.MICALLEF	30.662	1 R.FRANCOT	26.187	9	23 R.CORONEL	1:33.030	1:33.094 (9)
10	28 M.RADECK	36.150	40 K.SCHORMANS	30.686	9 J.KARRAS	26.197	10	13 A.PIÑERA	1:33.042	1:33.277 (13)
11	13 A.PIÑERA	36.187	24 B.LOWETTE	30.700	23 R.CORONEL	26.240	11	78 M.NETO	1:33.072	1:33.072 (7)
12	8 J.MICALLEF	36.201	28 M.RADECK	30.720	13 A.PIÑERA	26.241	12	28 M.RADECK	1:33.117	1:33.257 (12)
13	37 T.FISHER	36.246	23 R.CORONEL	30.733	28 M.RADECK	26.247	13	8 J.MICALLEF	1:33.156	1:33.210 (11)
14	17 N.TUÑON	36.257	32 S.BULBARELLA	30.738	80 S.FRIGOLET	26.267	14	17 N.TUÑON	1:33.290	1:33.433 (15)
15	32 S.BULBARELLA	36.263	17 N.TUÑON	30.745	21 B.LYZEN	26.268	15	32 S.BULBARELLA	1:33.292	1:33.374 (14)
16	21 B.LYZEN	36.264	1 R.FRANCOT	30.749	78 M.NETO	26.273	16	9 J.KARRAS	1:33.315	1:33.444 (17)
17	9 J.KARRAS	36.280	21 B.LYZEN	30.809	7 F.REIJS	26.286	17	21 B.LYZEN	1:33.341	1:33.490 (18)
18	80 S.FRIGOLET	36.305	10 L.FLUXA	30.810	17 N.TUÑON	26.288	18	24 B.LOWETTE	1:33.388	1:33.435 (16)
19	24 B.LOWETTE	36.309	11 R.ALIBHAI	30.826	32 S.BULBARELLA	26.291	19	10 L.FLUXA	1:33.419	1:33.559 (19)
20	7 F.REIJS	36.348	7 F.REIJS	30.836	8 J.MICALLEF	26.293	20	7 F.REIJS	1:33.470	1:33.579 (20)
21	88 M.BLASCOS	36.374	9 J.KARRAS	30.838	11 R.ALIBHAI	26.299	21	80 S.FRIGOLET	1:33.485	1:33.756 (21)
22	39 L.COCHET	36.391	44 E.KACZYNSKI	30.862	39 L.COCHET	26.356	22	11 R.ALIBHAI	1:33.613	1:33.766 (22)
23	44 E.KACZYNSKI	36.418	88 M.BLASCOS	30.880	24 B.LOWETTE	26.379	23	39 L.COCHET	1:33.654	1:33.813 (24)
24	10 L.FLUXA	36.423	39 L.COCHET	30.907	88 M.BLASCOS	26.402	24	88 M.BLASCOS	1:33.656	1:33.773 (23)
25	11 R.ALIBHAI	36.488	80 S.FRIGOLET	30.913	44 E.KACZYNSKI	26.418	25	44 E.KACZYNSKI	1:33.698	1:33.874 (25)
26	94 J.MOODLEY	36.751	94 J.MOODLEY	31.225	94 J.MOODLEY	26.665	26	94 J.MOODLEY	1:34.641	1:34.863 (26)



E4 SWC - R2 JARAMA Race 2

Best Top Speed

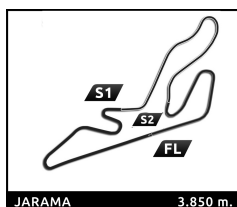
No Driver	Team	Class	Top 1		Top 2		Top 3		Top 4		Top 5		
			Kph	Lap	Kph	Lap	Kph	Lap	Kph	Lap	Kph	Lap	Avg
9	Jean Paul KARRAS	G4 Racing	240.0	7	235.3	6	233.3	17	232.8	10	232.8	9	234,8
8	Jacob MICALLEF	Campos Racing	237.9	6	235.8	8	235.3	18	234.3	7	233.3	11	235,3
37	Ty FISHER	Griffin Core	236.8	17	236.8	6	234.3	7	233.8	5	233.3	11	235,0
10	Luna FLUXA	Campos Racing	236.3	8	235.3	7	234.8	6	234.8	5	233.8	17	235,0
11	Rahim ALIBHAI	Monlau Motorsport	235.8	7	233.3	6	231.3	18	230.8	8	230.3	11	232,3
32	Simon BULBARELLA	Drivex	235.8	11	234.3	10	234.3	9	234.3	7	234.3	6	234,6
38	Daniel KELLEHER	Campos Racing	235.8	17	231.8	5	230.3	10	228.8	18	228.3	11	231,0
13	Aleix PIÑERA	Tecnicar by Amtog	235.3	6	233.8	5	232.3	17	230.3	10	230.3	7	232,4
23	Rocco CORONEL	MP Motorsport	235.3	9	234.3	17	233.8	6	233.3	18	233.3	7	234,0
24	Beau LOWETTE	TC Racing	235.3	10	233.3	9	233.3	5	232.8	11	232.8	8	233,5
39	Louis COCHET	KCL Motorsport	234.8	10	232.8	17	232.8	9	232.3	18	232.3	7	233,0
40	Kasper SCHORMANS	MP Motorsport	234.8	17	230.8	5	229.8	18	229.8	10	229.8	7	231,0
44	Elliot KACZYNSKI	DXR	234.8	6	234.3	9	233.3	17	232.8	7	232.3	12	233,5
46	Nathan TYE	Drivex	234.3	5	234.3	17	230.8	18	230.8	9	230.3	8	232,1
78	Maria NETO	TC Racing	234.3	18	234.3	5	233.8	12	233.3	7	232.8	11	233,7
1	Reno FRANCO	KCL Motorsport	233.8	17	233.8	10	233.8	18	231.3	12	231.3	11	232,8
17	Nacho TUÑON	T-Code	233.8	6	233.8	5	231.8	8	230.8	7	228.3	18	231,7
21	Borys LYZEN	KCL Motorsport	233.8	7	233.3	11	233.3	6	232.8	10	231.3	12	232,9
28	Max RADECK	DXR	233.8	10	232.8	9	231.3	12	230.3	8	230.3	7	231,7
80	Sebastian FRIGOLET	DXR	233.8	7	233.3	5	230.3	18	230.3	12	229.8	11	231,5
22	Vivek KANTHAN	Griffin Core	232.8	5	231.3	10	231.3	9	230.3	18	230.3	12	231,2
7	Felipe REIJS	MP Motorsport	232.3	12	231.8	6	231.3	17	231.3	11	231.3	9	231,6
77	Andrej PETROVIC	T-Code	231.3	6	230.8	11	230.3	18	230.3	9	230.3	7	230,6
88	Miki BLASCOS	Monlau Motorsport	231.3	17	230.8	6	230.3	7	229.8	16	229.8	8	230,4
94	Jorden MOODLEY	G4 Racing	230.8	17	230.3	6	228.8	18	227.8	11	227.4	10	229,0
81	Noah MONTEIRO	Griffin Core	228.8	11	226.9	12	225.9	17	225.9	9	225.9	8	226,7
12	Philippe Armand KARRAS	G4 Racing											
15	Jensen BURNETT	Drivex											
18	Zoe FLORESCU	Tecnicar by Amtog											
73	Fausto ARNAUDO	Monlau Motorsport											
74	Pablo RICCOBONO	GRS											



E4 SWC - R2 JARAMA Race 2

Lap Chart

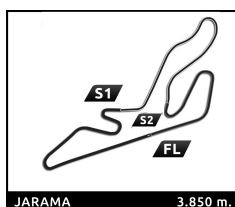
No	Pos	Grid	Lap																	
			1	2	3	4	5	6	7	8	9	10	11	12	13	14	15	16	17	18
81	1	81	81	81	81	81	81	81	81	81	81	81	81	81	81	81	81	81	81	81
22	2	22	22	22	22	22	22	22	22	22	22	22	22	22	22	22	22	22	22	22
77	3	77	77	77	77	77	77	77	77	77	77	77	77	77	77	77	77	77	77	77
17	4	17	40	40	40	40	40	40	40	40	46	46	46	46	46	46	46	46	46	46
40	5	40	38	38	38	38	46	46	46	46	46	46	40	40	40	40	40	40	40	40
38	6	38	46	46	46	46	1	1	1	1	23	23	23	23	23	23	23	23	23	8
46	7	46	1	1	1	1	37	37	37	37	1	1	37	37	37	37	37	37	37	1
37	8	37	37	37	37	37	23	23	23	23	37	37	8	8	8	8	8	8	8	13
1	9	1	23	23	23	23	21	21	21	21	8	8	8	1	1	1	1	1	1	21
23	10	23	21	21	21	21	8	8	8	21	21	21	21	21	21	21	21	21	21	7
21	11	21	8	8	8	8	32	32	32	32	32	32	7	7	7	7	7	7	13	78
8	12	8	32	32	32	32	24	24	24	24	24	24	24	13	13	13	13	13	7	9
32	13	32	24	24	24	24	7	7	7	7	7	7	7	78	78	78	78	78	78	11
10	14	10	7	7	7	7	88	88	88	13	13	13	13	9	9	9	9	9	9	80
12	15	12	88	88	88	88	78	17	17	78	78	78	78	11	11	11	11	11	11	44
15	16	15	78	78	78	78	17	78	13	9	9	9	9	80	80	80	80	80	80	39
24	17	24	17	17	17	17	13	13	78	88	11	11	11	39	39	39	39	39	44	38
7	18	7	11	11	11	11	11	11	9	11	88	80	80	44	44	44	44	44	39	28
73	19	73	13	13	13	13	9	9	11	10	10	39	39	28	28	28	28	28	38	17
13	20	13	9	9	9	9	39	39	39	80	80	44	44	38	38	38	38	38	28	94
18	21	18	39	39	39	39	80	80	10	39	39	28	28	94	94	94	94	94	17	23
88	22	88	80	80	80	80	44	44	80	44	44	94	94	17	17	17	17	17	94	
11	23	11	44	44	44	44	10	10	44	28	28	38	38	10	10	10	10	10	10	
78	24	78	94	94	94	94	28	28	28	94	94	88	17	88	88	88	88	88	88	
39	25	39	10	10	10	10	94	94	94	38	38	10	10							
9	26	9	28	28	28	28	38	38	38	17	17	17	88							
80	27	80																		
28	28	28																		
74	29	74																		
94	30	94																		
44	31	44																		



E4 SWC - R2 JARAMA Race 2

Fastest Lap Sequence

Elapsed	No	Driver	Team	Car	Class	Time	Kph	Lap
25:19.620	81	Noah MONTEIRO	Griffin Core	TATUUS T-421		2:05.197	110.7	4
25:19.952	22	Vivek KANTHAN	Griffin Core	TATUUS T-421		2:05.016	110.9	4
25:20.445	77	Andrej PETROVIC	T-Code	TATUUS T-421		2:04.293	111.5	4
25:20.777	40	Kasper SCHORMANS	MP Motorsport	TATUUS T-421	R	2:04.149	111.6	4
25:21.060	38	Daniel KELLEHER	Campos Racing	TATUUS T-421	R	2:03.761	112.0	4
25:21.263	46	Nathan TYE	Drivex	TATUUS T-421		2:02.957	112.7	4
25:21.634	1	Reno FRANCO	KCL Motorsport	TATUUS T-421		2:02.779	112.9	4
25:21.984	37	Ty FISHER	Griffin Core	TATUUS T-421	R	2:02.620	113.0	4
25:22.337	23	Rocco CORONEL	MP Motorsport	TATUUS T-421	R	2:02.305	113.3	4
25:22.687	21	Borys LYZEN	KCL Motorsport	TATUUS T-421	R	2:02.145	113.5	4
25:23.081	8	Jacob MICALLEF	Campos Racing	TATUUS T-421	R	2:01.480	114.1	4
25:23.440	32	Simon BULBARELLA	Drivex	TATUUS T-421	R	2:01.166	114.4	4
25:23.727	24	Beau LOWETTE	TC Racing	TATUUS T-421	R	2:00.519	115.0	4
25:24.619	7	Felipe REIJS	MP Motorsport	TATUUS T-421	R	1:59.411	116.1	4
25:25.090	88	Miki BLASCOS	Monlau Motorsport	TATUUS T-421	R	1:59.264	116.2	4
25:25.495	78	Maria NETO	TC Racing	TATUUS T-421	R	1:55.687	119.8	4
25:25.628	17	Nacho TUÑÓN	T-Code	TATUUS T-421		1:52.616	123.1	4
25:26.069	11	Rahim ALIBHAI	Monlau Motorsport	TATUUS T-421	R	1:50.591	125.3	4
25:26.389	13	Aleix PIÑERA	Tecnicar by Amtog	TATUUS T-421	R	1:48.208	128.1	4
25:26.890	9	Jean Paul KARRAS	G4 Racing	TATUUS T-421		1:47.675	128.7	4
25:27.287	39	Louis COCHET	KCL Motorsport	TATUUS T-421	R	1:45.045	131.9	4
25:27.616	80	Sebastian FRIGOLET	DXR	TATUUS T-421	R	1:43.720	133.6	4
25:28.115	44	Elliot KACZYNSKI	DXR	TATUUS T-421	R	1:43.032	134.5	4
25:29.202	94	Jorden MOODLEY	G4 Racing	TATUUS T-421		1:40.389	138.1	4
25:29.872	28	Max RADECK	DXR	TATUUS T-421	R	1:39.030	140.0	4
26:52.865	81	Noah MONTEIRO	Griffin Core	TATUUS T-421		1:33.245	148.6	5
28:25.536	81	Noah MONTEIRO	Griffin Core	TATUUS T-421		1:32.671	149.6	6
28:52.095	38	Daniel KELLEHER	Campos Racing	TATUUS T-421	R	1:32.645	149.6	6
29:58.124	81	Noah MONTEIRO	Griffin Core	TATUUS T-421		1:32.588	149.7	7
31:30.595	81	Noah MONTEIRO	Griffin Core	TATUUS T-421		1:32.471	149.9	8
34:35.560	81	Noah MONTEIRO	Griffin Core	TATUUS T-421		1:32.462	149.9	10

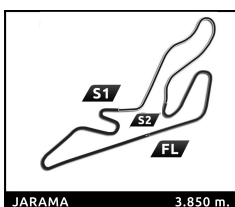


E4 SWC - R2 JARAMA Race 2

Analysis by lap

Lapped ■

No	Lap Time	Gap	No	Lap Time	Gap	No	Lap Time	Gap	No	Lap Time	Gap	No	Lap Time	Gap
Lap 1			Lap 3			Lap 5			Lap 7			Lap 9		
81	2:05.588	0.000	81	18:29.728		81	1:33.245		81	1:32.588		81	1:32.503	
22	2:06.290	0.702	22	18:28.074	0.513	22	1:33.346	0.433	22	1:32.754	0.841	22	1:32.704	1.060
77	2:07.048	1.460	77	18:27.055	1.729	77	1:33.421	1.001	77	1:32.742	1.469	77	1:32.879	2.152
40	2:07.448	1.860	40	18:26.100	2.205	40	1:34.100	2.012	40	1:33.052	3.037	40	1:33.849	4.985
38	2:08.077	2.489	38	18:25.094	2.876	46	1:34.551	2.949	46	1:32.843	3.696	46	1:33.620	5.182
46	2:08.580	2.992	46	18:24.965	3.883	1	1:34.854	3.623	1	1:33.084	4.995	23	1:33.304	7.610
1	2:09.371	3.783	1	18:24.199	4.432	37	1:34.740	3.859	37	1:33.133	5.309	1	1:34.176	7.854
37	2:09.977	4.389	37	18:22.984	4.941	23	1:34.735	4.207	23	1:33.094	5.767	37	1:33.908	7.966
23	2:10.708	5.120	23	18:22.358	5.609	21	1:34.694	4.516	21	1:33.490	6.510	8	1:33.555	8.517
21	2:11.711	6.123	21	18:20.791	6.119	8	1:34.537	4.753	8	1:33.409	6.726	21	1:33.738	9.258
8	2:12.996	7.408	8	18:19.993	7.178	32	1:34.537	5.112	32	1:33.637	7.265	32	1:33.911	9.784
32	2:13.728	8.140	32	18:18.910	7.851	24	1:34.857	5.719	24	1:33.600	7.880	24	1:33.808	10.149
24	2:14.873	9.285	24	18:17.182	8.785	7	1:34.379	6.133	7	1:33.643	8.422	7	1:33.728	10.788
7	2:16.260	10.672	7	18:15.586	10.785	88	1:34.508	6.733	88	1:33.773	9.129	13	1:33.376	12.124
88	2:17.014	11.426	88	18:14.213	11.403	78	1:34.576	7.206	17	1:33.433	9.587	78	1:33.359	12.931
78	2:18.456	12.868	78	18:16.236	15.385	17	1:34.572	7.335	13	1:33.670	10.138	9	1:33.603	13.471
17	2:19.663	14.075	17	18:17.836	18.589	13	1:34.066	7.590	78	1:34.324	10.695	11	1:33.845	14.479
11	2:20.621	15.033	11	18:18.413	21.055	11	1:34.871	8.075	9	1:34.079	11.083	88	1:34.915	15.521
13	2:21.982	16.394	13	18:18.508	23.758	9	1:34.205	8.230	11	1:34.945	11.738	10	1:33.873	15.551
9	2:22.959	17.371	9	18:16.752	24.792	39	1:34.683	9.105	39	1:34.417	12.167	80	1:34.081	16.070
39	2:23.841	18.253	39	18:18.291	27.819	80	1:34.657	9.408	10	1:33.559	12.375	39	1:33.813	16.483
80	2:25.373	19.785	80	18:17.516	29.473	44	1:34.361	9.611	80	1:34.745	12.960	44	1:34.011	16.884
44	2:26.890	21.302	44	18:16.885	30.660	10	1:33.679	10.198	44	1:34.519	13.109	28	1:34.002	17.180
94	2:27.721	22.133	94	18:18.740	34.390	28	1:35.268	12.275	28	1:33.257	13.543	94	1:35.184	22.662
10	2:29.542	23.954	10	18:16.643	34.535	94	1:36.431	12.768	94	1:34.978	17.383	38	1:32.888	27.088
28	2:32.217	26.629	28	18:13.835	36.419	38	1:58.390	26.585	38	1:32.588	26.559	17	1:49.364	47.979
Lap 2			Lap 4			Lap 6			Lap 8			Lap 10		
81	2:39.107		81	2:05.197		81	1:32.671		81	1:32.471		81	1:32.462	
22	2:40.572	2.167	22	2:05.016	0.332	22	1:32.913	0.675	22	1:32.489	0.859	22	1:32.675	1.273
77	2:42.049	4.402	77	2:04.293	0.825	77	1:32.985	1.315	77	1:32.778	1.776	77	1:33.008	2.698
40	2:43.080	5.833	40	2:04.149	1.157	40	1:33.232	2.573	40	1:33.073	3.639	46	1:33.206	5.926
38	2:44.128	7.510	38	2:03.761	1.440	46	1:33.163	3.441	46	1:32.840	4.065	40	1:34.150	6.673
46	2:44.761	8.646	46	2:02.957	1.643	1	1:33.547	4.499	1	1:33.657	6.181	23	1:33.343	8.491
1	2:45.285	9.961	1	2:02.779	2.014	37	1:33.576	4.764	37	1:33.723	6.561	1	1:33.698	9.090
37	2:46.403	11.685	37	2:02.620	2.364	23	1:33.725	5.261	23	1:33.513	6.809	37	1:33.656	9.160
23	2:46.966	12.979	23	2:02.305	2.717	21	1:33.763	5.608	8	1:33.210	7.465	8	1:33.477	9.532
21	2:48.040	15.056	21	2:02.145	3.067	8	1:33.823	5.905	21	1:33.984	8.023	21	1:33.541	10.337
8	2:48.612	16.913	8	2:01.480	3.461	32	1:33.775	6.216	32	1:33.582	8.376	32	1:33.374	10.696
32	2:49.636	18.669	32	2:01.166	3.820	24	1:33.820	6.868	24	1:33.435	8.844	24	1:33.677	11.364
24	2:51.153	21.331	24	2:00.519	4.107	7	1:33.905	7.367	7	1:33.612	9.563	7	1:33.691	12.017
7	2:53.362	24.927	7	1:59.411	4.999	88	1:33.882	7.944	13	1:33.584	11.251	13	1:33.277	12.939
88	2:54.599	26.918	88	1:59.264	5.470	17	1:34.078	8.742	78	1:33.851	12.075	78	1:33.072	13.541
78	2:55.116	28.877	78	1:55.687	5.875	78	1:34.424	8.959	9	1:33.759	12.371	9	1:33.444	14.453
17	2:55.513	30.481	17	1:52.616	6.008	13	1:34.137	9.056	88	1:36.451	13.109	11	1:33.861	15.878
11	2:56.444	32.370	11	1:50.591	6.449	11	1:33.977	9.381	11	1:33.870	13.137	80	1:33.998	17.606
13	2:57.691	34.978	13	1:48.208	6.769	9	1:34.033	9.592	10	1:34.277	14.181	39	1:34.168	18.189
9	2:59.504	37.768	9	1:47.675	7.270	39	1:33.904	10.338	80	1:34.003	14.492	44	1:34.131	18.553
39	3:00.110	39.256	39	1:45.045	7.667	80	1:34.066	10.803	39	1:35.477	15.173	28	1:34.358	19.076
80	3:01.007	41.685	80	1:43.720	7.996	44	1:34.238	11.178	44	1:34.738	15.376	94	1:34.863	25.063
44	3:01.308	43.503	44	1:43.032	8.495	10	1:33.877	11.404	28	1:34.609	15.681	38	1:32.677	27.303
94	3:02.352	45.378	94	1:40.389	9.582	28	1:33.270	12.874	94	1:35.069	19.981	88	1:46.035	29.094
10	3:02.773	47.620	10	1:40.426	9.764	94	1:34.896	14.993	38	1:32.615	26.703	10	2:26.311	1:09.400
28	3:04.790	52.312	28	1:39.030	10.252	38	1:32.645	26.559	17	1:54.002	31.118	17	2:12.452	1:27.969

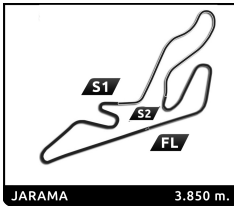


E4 SWC - R2 JARAMA Race 2

Analysis by lap



















Lapped

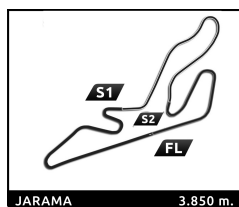
No	Lap Time	Gap	No	Lap Time	Gap	No	Lap Time	Gap	No	Lap Time	Gap	No	Lap Time	Gap
Lap 11														
81	1:32.626		77	2:18.904	1.490	37	2:07.058	3.790	13	1:33.831	4.741			
22	1:32.885	1.532	46	2:17.357	1.853	8	2:07.389	4.586	7	1:34.963	5.496			
77	1:33.093	3.165	40	2:16.308	2.418	1	2:07.466	5.145	78	1:34.504	5.877			
46	1:32.882	6.182	23	2:15.969	2.875	21	2:07.556	5.834	9	1:34.309	6.030			
40	1:33.436	7.483	37	2:15.188	3.616	7	2:07.801	7.476	11	1:34.364	6.711			
23	1:33.161	9.026	8	2:14.387	4.270	13	2:07.669	7.941	80	1:34.841	7.430			
37	1:33.584	10.118	1	2:14.588	4.989	78	2:07.468	8.499	44	1:34.223	7.597			
8	1:33.932	10.838	21	2:13.968	5.923	9	2:06.981	9.385	39	1:35.067	8.057			
1	1:34.642	11.106	7	2:13.332	7.354	11	2:07.118	10.438	10	1:34.242	1 Lap			
21	1:33.963	11.674	13	2:12.395	7.837	80	2:07.160	11.105	38	1:34.405	9.392			
32	1:33.761	11.831	78	2:12.649	8.551	39	2:06.915	11.401	28	1:35.549	9.646			
24	1:33.649	12.387	9	2:12.406	9.863	44	2:07.178	12.199	88	1:35.319	1 Lap			
7	1:33.579	12.970	11	2:11.252	10.540	28	2:06.975	14.066	17	1:34.437	10.299			
13	1:33.418	13.731	80	2:11.368	11.227	10	2:07.020	1 Lap	94	1:35.575	11.343			
78	1:33.349	14.264	39	2:10.786	11.800	88	2:06.611	1 Lap	Lap 18					
9	1:33.598	15.425	44	2:10.596	12.598	38	2:06.961	15.944	81	1:32.750				
11	1:33.766	17.018	28	2:10.565	14.531	94	2:07.403	16.616	22	1:32.957	1.004			
80	1:33.756	18.736	10	2:06.778	1 Lap	17	2:07.834	17.544	77	1:33.033	1.575			
39	1:33.924	19.487	88	2:06.787	1 Lap	Lap 16								
44	1:33.874	19.801	38	2:06.564	16.813	81	2:11.819		46	1:33.116	2.234			
28	1:33.865	20.315	94	2:06.876	17.531	22	2:11.975	0.649	40	1:33.667	3.510			
94	1:34.904	27.341	17	1:35.317	43.833	77	2:11.244	0.740	8	1:34.409	5.051			
38	1:32.793	27.470	Lap 14				46	2:10.584	1.053	1	1:34.491	5.480		
17	1:33.582	1:28.925	81	2:11.971		40	2:10.179	1.138	13	1:33.871	5.862			
Lap 12														
81	1:35.233		22	2:11.916	0.612	23	2:10.086	1.523	21	1:35.029	6.493			
22	1:34.493	0.792	77	2:11.847	1.366	37	2:09.820	1.791	7	1:34.574	7.320			
77	1:34.996	2.928	46	2:11.964	1.846	8	2:09.503	2.270	78	1:34.565	7.692			
46	1:33.889	4.838	40	2:11.945	2.392	1	2:09.148	2.474	9	1:34.990	8.270			
40	1:34.202	6.452	23	2:11.898	2.802	21	2:08.965	2.980	11	1:34.540	8.501			
23	1:33.455	7.248	37	2:12.296	3.941	7	2:07.827	3.484	80	1:34.431	9.111			
37	1:33.885	8.770	8	2:12.107	4.406	13	2:07.739	3.861	44	1:34.619	9.466			
8	1:34.620	10.225	1	2:11.870	4.888	78	2:07.644	4.324	39	1:34.510	9.817			
1	1:34.870	10.743	21	2:11.535	5.487	9	2:07.106	4.672	10	1:34.599	1 Lap			
21	1:35.856	12.297	7	2:11.501	6.884	11	2:06.679	5.298	38	1:33.711	10.353			
7	1:36.627	14.364	13	2:11.615	7.481	80	2:06.254	5.540	28	1:34.596	11.492			
13	1:37.286	15.784	78	2:11.660	8.240	39	2:06.359	5.941	88	1:34.617	1 Lap			
78	1:37.213	16.244	9	2:11.721	9.613	44	2:05.945	6.325	17	1:34.931	12.480			
9	1:37.607	17.799	11	2:11.960	10.529	28	2:04.801	7.048	94	1:35.733	14.326			
11	1:37.845	19.630	80	2:11.898	11.154	10	2:04.443	1 Lap	23	2:00.869	31.035			
80	1:36.698	20.201	39	2:11.866	11.695	88	2:04.482	1 Lap						
39	1:37.102	21.356	44	2:11.603	12.230	38	2:03.813	7.938						
44	1:37.776	22.344	28	2:11.740	14.300	94	2:03.922	8.719						
28	1:39.226	24.308	10	2:11.455	1 Lap	17	2:03.088	8.813						
10	2:27.243	1 Lap	88	2:11.623	1 Lap	Lap 17								
88	3:08.351	1 Lap	38	2:11.350	16.192	81	1:32.951							
38	1:38.354	30.591	94	2:10.862	16.422	22	1:33.099	0.797						
94	1:38.889	30.997	17	1:45.057	16.919	77	1:33.503	1.292						
17	1:35.166	1:28.858	Lap 15				46	1:33.766	1.868					
Lap 13														
81	2:20.342		81	2:07.209		40	1:34.406	2.593	8	1:34.073	3.392			
22	2:20.217	0.667	22	2:07.090	0.493	23	1:34.344	2.916	1	1:34.216	3.739			
			77	2:07.158	1.315	37	1:34.225	3.065	21	1:34.185	4.214			
			46	2:07.651	2.288	8	1:34.073	3.392						
			40	2:07.595	2.778	1	1:34.216	3.739						
			23	2:07.663	3.256	21	1:34.185	4.214						



E4 SWC - R2 JARAMA Race 2

Flag Analysis

Flag	Time
	GREEN FLAG 13:59:23.098
	YELLOW FLAG AT SECTOR 1 13:59:46.643
	SAFETY CAR 13:59:54.050
	RED FLAG 14:01:32.842
	GREEN FLAG 14:20:39.234
	SAFETY CAR 14:20:39.279
	GREEN FLAG 14:20:39.488
	SAFETY CAR 14:20:43.067
	GREEN FLAG 14:24:33.914
	YELLOW FLAG AT SECTOR 1 14:25:25.792
	GREEN FLAG AT SECTOR 1 14:25:50.433
	YELLOW FLAG AT SECTOR 3 14:31:02.589
	GREEN FLAG AT SECTOR 3 14:31:15.668
	YELLOW FLAG AT SECTOR 1 14:36:25.335
	SAFETY CAR 14:36:43.304
	GREEN FLAG 14:45:49.324
	CHEQUERED FLAG 14:49:03.559
	YELLOW FLAG AT SECTOR 3 14:49:03.648

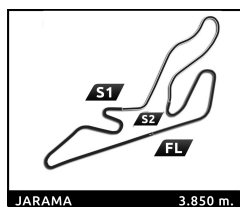


E4 SWC - R2 JARAMA Race 2

Sector Analysis

— Invalidated Lap ■ Personal Best ■ Session Best B Crossing the pit lane

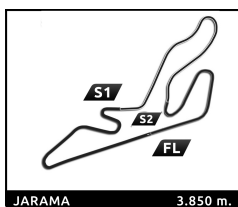
Lap	Time	Sector 1	Sector 2	Sector 3	T.Sp	Elapsed	Lap	Time	Sector 1	Sector 2	Sector 3	T.Sp	Elapsed		
1	Reno FRANCO	NLD						13	2:14.387	1:00.538	40.253	33.596	194.2	40:08.031	
	KCL Motorsport	TATUUS T-421						14	2:12.107	58.882	40.109	33.116	151.9	42:20.138	
1	2:09.371			41.592		2:09.371	15	2:07.389	54.251	39.982	33.156	168.2	44:27.527		
2	2:45.285B	1:15.976	40.414	48.895	92.5	4:54.656	16	2:09.503	49.965	43.221	36.317	183.4	46:37.030		
3	18:24.199	...	37.431	33.394	115.5	23:18.855	17	1:34.073	36.818	30.863	26.392	232.3	48:11.103		
4	2:02.779	44.938	42.620	35.221	183.1	25:21.634	18	1:34.409	36.769	30.897	26.743	235.3	49:45.512		
5	1:34.854	36.996	31.491	26.367	229.3	26:56.488									
6	1:33.547	36.385	30.849	26.313	230.3	28:30.035									
7	1:33.084	36.065	30.788	26.231	229.3	30:03.119									
8	1:33.657	36.573	30.897	26.187	228.3	31:36.776									
9	1:34.176	37.092	30.856	26.228	227.4	33:10.952									
10	1:33.698	36.326	30.966	26.406	233.8	34:44.650									
11	1:34.642	36.098	30.749	27.795	231.3	36:19.292									
12	1:34.870	36.843	31.410	26.617	231.3	37:54.162									
13	2:14.588	1:00.746	40.592	33.250	170.9	40:08.750									
14	2:11.870	58.657	40.597	32.616	155.6	42:20.620									
15	2:07.466	54.250	40.310	32.906	160.0	44:28.086									
16	2:09.148	50.261	42.787	36.100	170.9	46:37.234									
17	1:34.216	36.824	31.062	26.330	233.8	48:11.450									
18	1:34.491	36.855	30.837	26.799	233.8	49:45.941									
7	Felipe REIJS	NLD						9	Jean Paul KARRAS	GRC					
	MP Motorsport	TATUUS T-421							G4 Racing	TATUUS T-421					
1	2:16.260			43.335		2:16.260	1	2:22.959			44.696		2:22.959		
2	2:53.362B	1:15.583	42.351	55.428	118.8	5:09.622	2	2:59.504B	1:16.191	40.477	1:02.836	95.2	5:22.463		
3	18:15.586	...	33.100	30.625	110.3	23:25.208	3	18:16.752	...	32.128	26.732	100.4	23:39.215		
4	1:59.411	44.815	42.450	32.146	167.7	25:24.619	4	1:47.675	38.600	38.732	30.343	208.9	25:26.890		
5	1:34.379	36.951	30.985	26.443	227.8	26:58.998	5	1:34.205	37.003	30.897	26.305	231.3	27:01.095		
6	1:33.905	36.518	30.940	26.447	231.8	28:32.903	6	1:34.033	36.608	31.106	26.319	235.3	28:35.128		
7	1:33.643	36.351	30.900	26.392	231.3	30:06.546	7	1:34.079	36.634	31.026	26.419	240.0	30:09.207		
8	1:33.612	36.348	30.864	26.400	230.3	31:40.158	8	1:33.759	36.456	30.838	26.465	232.8	31:42.966		
9	1:33.728	36.509	30.836	26.383	231.3	33:13.886	9	1:33.603	36.519	30.887	26.197	232.8	33:16.569		
10	1:33.691	36.495	30.910	26.286	230.8	34:47.577	10	1:33.444	36.280	30.915	26.249	232.8	34:50.013		
11	1:33.579	36.402	30.856	26.321	231.3	36:21.156	11	1:33.598	36.397	30.910	26.291	231.8	36:23.611		
12	1:36.627	37.035	32.100	27.492	232.3	37:57.783	12	1:37.607	37.466	32.106	28.035	230.8	38:01.218		
13	2:13.332	59.502	40.327	33.503	173.4	40:11.115	13	2:12.406	1:00.086	38.352	33.968	195.3	40:13.624		
14	2:11.501	58.700	40.254	32.547	154.3	42:22.616	14	2:11.721	1:00.457	38.211	33.053	145.2	42:25.345		
15	2:07.801	54.968	39.886	32.947	156.1	44:30.417	15	2:06.981	55.763	38.587	32.631	157.4	44:32.326		
16	2:07.827	50.284	41.800	35.743	169.0	46:38.244	16	2:07.106	50.983	41.009	35.114	182.7	46:39.432		
17	1:34.963	37.470	30.986	26.507	231.3	48:13.207	17	1:34.309	36.836	31.027	26.446	233.3	48:13.741		
18	1:34.574	36.877	30.992	26.705	230.3	49:47.781	18	1:34.990	36.872	31.187	26.931	232.3	49:48.731		
8	Jacob MICALLEF	MLT						10	Luna FLUXA	ESP					
	Campos Racing	TATUUS T-421							Campos Racing	TATUUS T-421					
1	2:12.996			42.730		2:12.996	1	2:29.542			47.584		2:29.542		
2	2:48.612B	1:15.208	41.693	51.711	132.5	5:01.608	2	3:02.773B	1:14.234	41.209	1:07.330	135.8	5:32.315		
3	18:19.993	...	33.859	32.818	111.3	23:21.601	3	18:16.643	...	32.564	26.943	118.2	23:48.958		
4	2:01.480	45.107	42.119	34.254	166.7	25:23.081	4	1:40.426	38.049	34.379	27.998	214.3	25:29.384		
5	1:34.537	36.717	31.390	26.430	232.3	26:57.618	5	1:33.679	36.645	30.848	26.186	234.8	27:03.063		
6	1:33.823	36.383	31.053	26.387	237.9	28:31.441	6	1:33.877	36.746	30.834	26.297	234.8	28:36.940		
7	1:33.409	36.234	30.829	26.346	234.3	30:04.850	7	1:33.559	36.423	30.810	26.326	235.3	30:10.499		
8	1:33.210	36.255	30.662	26.293	235.8	31:38.060	8	1:34.277	36.896	31.011	26.370	236.3	31:44.776		
9	1:33.555	36.350	30.792	26.413	232.3	33:11.615	9	1:33.873	36.469	31.089	26.315	229.8	33:18.649		
10	1:33.477	36.201	30.901	26.375	230.8	34:45.092	10	2:26.311B	1:05.200	42.400	38.711	224.5	35:44.960		
11	1:33.932	36.566	30.812	26.554	233.3	36:19.024	11	2:27.243	1:23.250	36.909	27.084	52.8	38:12.203		
12	1:34.620	36.705	31.069	26.846	227.4	37:53.644	12	2:06.778	57.710	34.569	34.499	218.6	40:18.981		
11	Rahim ALIBHAI	USA						11	Rahim ALIBHAI	USA					
	Monlau Motorsport	TATUUS T-421							Monlau Motorsport	TATUUS T-421					
1	2:20.621			44.486		2:20.621	1	2:20.621			44.486		2:20.621		
2	2:56.444B	1:15.647	41.938	58.859	93.9	5:17.065	2	2:56.444B	1:15.647	41.938	58.859	93.9	5:17.065		
3	18:18.413	...	32.071	27.337	116.1	23:35.478	3	18:18.413	...	32.071	27.337	116.1	23:35.478		
4	1:50.591	38.435	41.085	31.071	200.7	25:26.069	4	1:50.591	38.435	41.085	31.071	200.7	25:26.069		
5	1:34.871	37.450	30.897	26.524	230.3	27:00.940	5	1:34.871	37.450	30.897	26.524	230.3	27:00.940		
6	1:33.977	36.636	30.845	26.496	233.3	28:34.917	6	1:33.977	36.636	30.845	26.496	233.3	28:34.917		
7	1:34.945	37.217	30.958	26.770	235.8	30:09.862	7	1:34.945	37.217	30.958	26.770	235.8	30:09.862		



E4 SWC - R2 JARAMA Race 2

Sector Analysis

— Invalidated Lap							■ Personal Best							■ Session Best							■ Crossing the pit lane						
Lap	Time	Sector 1	Sector 2	Sector 3	T.Spd	Elapsed	Lap	Time	Sector 1	Sector 2	Sector 3	T.Spd	Elapsed	Lap	Time	Sector 1	Sector 2	Sector 3	T.Spd	Elapsed	Lap	Time	Sector 1	Sector 2	Sector 3	T.Spd	Elapsed
8	1:33.870	36.592	30.873	26.405	230.8	31:43.732	2	2:48.040	B	1:15.362	41.727	50.951	119.5	4:59.751													
9	1:33.845	36.639	30.829	26.377	228.3	33:17.577	3	18:20.791		...	34.804	32.320	109.3	23:20.542													
10	1:33.861	36.488	30.934	26.439	230.3	34:51.438	4	2:02.145	45.484	42.216	34.445	174.8	25:22.687														
11	1:33.766	36.533	30.934	26.299	230.3	36:25.204	5	1:34.694	36.824	31.392	26.478	231.3	26:57.381														
12	1:37.845	37.331	32.273	28.241	229.3	38:03.049	6	1:33.763	36.361	31.106	26.296	233.3	28:31.144														
13	2:11.252	59.396	37.965	33.891	203.4	40:14.301	7	1:33.490	36.264	30.809	26.417	233.8	30:04.634														
14	2:11.960	1:00.709	38.208	33.043	160.5	42:26.261	8	1:33.984	36.437	31.219	26.328	231.3	31:38.618														
15	2:07.118	55.716	39.053	32.349	176.8	44:33.379	9	1:33.738	36.590	30.880	26.268	231.3	33:12.356														
16	2:06.679	50.862	40.735	35.082	169.3	46:40.058	10	1:33.541	36.267	30.852	26.422	232.8	34:45.897														
17	1:34.364	37.062	30.826	26.476	229.8	48:14.422	11	1:33.963	36.621	30.836	26.506	233.3	36:19.860														
18	1:34.540	36.572	31.149	26.819	231.3	49:48.962	12	1:35.856	36.703	32.437	26.716	231.3	37:55.716														
13 Aleix PIÑERA ESP							22 Vivek KANTHAN USA							23 Rocco CORONEL NLD													
Tecnicar by Amtog TATUUS T-421							Griffin Core TATUUS T-421							MP Motorsport TATUUS T-421													
1	2:21.982			45.149		2:21.982	1	2:06.290			41.936		2:06.290	1	2:10.708			41.710		2:10.708							
2	2:57.691	B	1:15.158	41.675	1:00.858	91.1	5:19.673	2	2:40.572	B		45.222	71.0	4:46.862	2	2:46.966	B	1:15.724	41.577	49.665	113.8	4:57.674					
3	18:18.508		...	32.574	26.765	103.8	23:38.181	3	18:28.074		...	39.022	33.463	109.4	33:14.936	3	18:22.358		...	35.116	33.253	112.5	23:20.032				
4	1:48.208	38.674	38.927	30.607	213.9	25:26.389	4	2:05.016	45.342	42.580	37.094	180.3	25:19.952	4	2:02.305	45.384	42.204	34.717	164.1	25:22.337							
5	1:34.066	36.613	30.995	26.458	233.8	27:00.455	5	1:33.346	36.559	30.649	26.138	232.8	26:53.298	5	1:34.735	36.923	31.387	26.425	232.3	26:57.072							
6	1:34.137	36.592	30.917	26.628	235.3	28:34.592	6	1:32.913	36.191	30.579	26.143	230.3	28:26.211	6	1:33.725	36.495	30.845	26.385	233.8	28:30.797							
7	1:33.670	36.560	30.826	26.284	230.3	30:08.262	7	1:32.754	36.029	30.654	26.071	230.3	29:58.965	7	1:33.094	36.076	30.747	26.271	233.3	30:03.891							
8	1:33.584	36.207	30.614	26.763	227.8	31:41.846	8	1:32.489	35.886	30.586	26.017	229.3	31:31.454	8	1:33.513	36.349	30.848	26.316	232.8	31:37.404							
9	1:33.376	36.249	30.886	26.241	226.9	33:15.222	9	1:32.704	36.062	30.575	26.067	231.3	33:04.158	9	1:33.304	36.223	30.806	26.275	235.3	33:10.708							
10	1:33.277	36.187	30.767	26.323	230.3	34:48.499	10	1:32.675	36.016	30.608	26.051	231.3	34:36.833	10	1:33.343	36.257	30.846	26.240	229.3	34:44.051							
11	1:33.418	36.270	30.785	26.363	228.8	36:21.917	11	1:32.885	36.012	30.775	26.098	230.3	36:09.718	11	1:33.161	36.057	30.811	26.293	229.3	36:17.212							
12	1:37.286	36.882	32.233	28.171	227.8	37:59.203	12	1:34.493	35.999	30.603	27.891	230.3	37:44.211	12	1:33.455	36.085	30.733	26.637	229.8	37:50.667							
13	2:12.395	58.860	40.067	33.468	189.1	40:11.598	13	2:20.217	1:05.688	40.878	33.651	97.8	40:04.428	13	2:15.969	1:01.787	40.795	33.387	138.8	40:06.636							
14	2:11.615	59.179	39.927	32.509	143.6	42:23.213	14	2:11.916	57.750	40.599	33.567	181.2	42:16.344	14	2:11.898	58.497	40.926	32.475	170.1	42:18.534							
15	2:07.669	55.180	39.715	32.774	140.4	44:30.882	15	2:07.090	53.964	40.136	32.990	186.2	44:23.434	15	2:07.663	54.500	40.375	32.788	166.7	44:26.197							
16	2:07.739	50.330	41.920	35.489	163.1	46:38.621	16	2:11.975	50.004	43.593	38.378	183.1	46:35.409	16	2:10.086	49.780	43.799	36.507	158.8	46:36.283							
17	1:33.831	36.536	30.754	26.541	232.3	48:12.452	17	1:33.099	36.334	30.626	26.139	229.8	48:08.508														
18	1:33.871	36.328	30.750	26.793	228.8	49:46.323	18	1:32.957	36.106	30.636	26.215	230.3	49:41.465														
17 Nacho TUÑÓN ESP							21 Borys LYZEN POL																				
T-Code TATUUS T-421							KCL Motorsport TATUUS T-421																				
1	2:19.663			44.219		2:19.663	1	2:11.711			42.055		2:11.711														
2	2:55.513	B	1:15.725	41.809	57.979	110.9	5:15.176																				
3	18:17.836		...	31.748	26.732	100.9	23:33.012																				
4	1:52.616	39.005	42.182	31.429	212.2	25:25.628																					
5	1:34.572	36.955	31.038	26.579	233.8	27:00.200																					
6	1:34.078	36.636	30.867	26.575	233.8	28:34.278																					
7	1:33.433	36.385	30.745	26.303	230.8	30:07.711																					
8	1:54.002	36.257	30.788	46.957	231.8	32:01.713																					
9	1:49.364	B	39.280	35.334	34.750	220.4	33:51.077																				
10	2:12.452	1:15.140	30.971	26.341	109.9	36:03.529																					
11	1:33.582	36.340	30.954	26.288	225.5	37:37.111																					
12	1:35.166	37.776	31.087	26.303	225.5	39:12.277																					
13	1:35.317	37.806	31.124	26.387	225.5	40:47.594																					
14	1:45.057	38.669	36.540	29.848	225.0	42:32.651																					
15	2:07.834	59.779	37.361	30.694	144.4	44:40.485																					
16	2:03.088	52.347	38.365	32.376	166.4	46:43.573																					
17	1:34.437	36.998	30.997	26.442	228.3	48:18.010																					
18	1:34.931	36.960	31.043	26.928	228.3	49:52.941																					

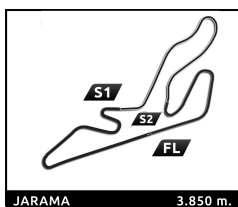


E4 SWC - R2 JARAMA Race 2

Sector Analysis

— Invalidated Lap ■ Personal Best ■ Session Best B Crossing the pit lane

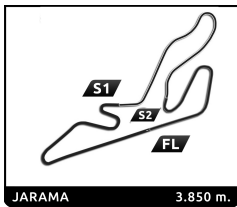
Lap	Time	Sector 1	Sector 2	Sector 3	T.Sp	Elapsed	Lap	Time	Sector 1	Sector 2	Sector 3	T.Sp	Elapsed
17	1:34.344	37.013	30.911	26.420	234.3	48:10.627	4	2:02.620	45.162	42.222	35.236	174.2	25:21.984
18	2:00.869B	36.794	30.812	53.263	233.3	50:11.496	5	1:34.740	36.938	31.368	26.434	233.8	26:56.724
24	Beau LOWETTE						6	1:33.576	36.478	30.729	26.369	236.8	28:30.300
	TC Racing					TATUUS T-421	7	1:33.133	36.246	30.619	26.268	234.3	30:03.433
1	2:14.873			43.148		2:14.873	8	1:33.723	36.597	30.761	26.365	232.3	31:37.156
2	2:51.153B	1:15.111	42.032	54.010	112.9	5:06.026	9	1:33.908	37.039	30.694	26.175	233.3	33:11.064
3	18:17.182	...	33.241	30.651	109.9	23:23.208	10	1:33.656	36.495	30.903	26.258	232.8	34:44.720
4	2:00.519	45.305	42.009	33.205	156.3	25:23.727	11	1:33.584	36.332	30.780	26.472	233.3	36:18.304
5	1:34.857	36.831	31.510	26.516	233.3	26:58.584	12	1:33.885	36.317	30.596	26.972	230.3	37:52.189
6	1:33.820	36.435	30.757	26.628	231.8	28:32.404	13	2:15.188	1:01.276	40.409	33.503	154.9	40:07.377
7	1:33.600	36.381	30.747	26.472	230.3	30:06.004	14	2:12.296	58.756	40.406	33.134	161.0	42:19.673
8	1:33.435	36.309	30.700	26.426	232.8	31:39.439	15	2:07.058	54.189	40.086	32.783	154.5	44:26.731
9	1:33.808	36.525	30.778	26.505	233.3	33:13.247	16	2:09.820	50.345	43.155	36.320	187.5	46:36.551
10	1:33.677	36.329	30.901	26.447	235.3	34:46.924	17	1:34.225	37.016	30.866	26.343	236.8	48:10.776
11	1:33.649	36.484	30.786	26.379	232.8	36:20.573							
28	Max RADECK						38	Daniel KELLEHER					
	DXR					TATUUS T-421		Campos Racing					IRL
1	2:32.217			49.090		2:32.217	1	2:08.077			41.524		2:08.077
2	3:04.790B	1:12.939	41.530	1:10.321	107.9	5:37.007	2	2:44.128B			47.799	83.4	4:52.205
3	18:13.835	...	32.112	26.841	111.0	23:50.842	3	18:25.094	...	37.057	33.716	116.5	23:17.299
4	1:39.030	37.113	34.613	27.304	219.1	25:29.872	4	2:03.761	45.275	42.309	36.177	177.0	25:21.060
5	1:35.268	37.149	31.690	26.429	229.3	27:05.140	5	1:58.390	59.784	32.458	26.148	231.8	27:19.450
6	1:33.270	36.195	30.828	26.247	228.3	28:38.410	6	1:32.645	35.944	30.638	26.063	227.4	28:52.095
7	1:33.257	36.150	30.720	26.387	230.3	30:11.667	7	1:32.588	35.926	30.676	25.986	225.9	30:24.683
8	1:34.609	36.799	31.409	26.401	230.3	31:46.276	8	1:32.615	35.901	30.654	26.060	226.9	31:57.298
9	1:34.002	36.694	30.954	26.354	232.8	33:20.278	9	1:32.888	35.938	30.852	26.098	227.4	33:30.186
10	1:34.358	36.780	31.049	26.529	233.8	34:54.636	10	1:32.677	35.930	30.655	26.092	230.3	35:02.863
11	1:33.865	36.480	30.942	26.443	229.3	36:28.501	11	1:32.793	35.804	30.619	26.370	228.3	36:35.656
12	1:39.226	37.714	32.958	28.554	231.3	38:07.727	12	1:38.354	36.746	33.675	27.933	227.8	38:14.010
13	2:10.565	1:01.362	34.770	34.433	208.1	40:18.292	13	2:06.564	57.551	34.857	34.156	216.4	40:20.574
14	2:11.740	1:02.208	37.315	32.217	162.2	42:30.032	14	2:11.350	1:03.432	37.192	30.726	120.5	42:31.924
15	2:06.975	57.470	38.031	31.474	161.4	44:37.007	15	2:06.961	57.876	38.468	30.617	149.6	44:38.885
16	2:04.801	51.212	39.885	33.704	174.8	46:41.808	16	2:03.813	51.885	39.514	32.414	164.1	46:42.698
17	1:35.549	37.011	31.534	27.004	227.4	48:17.357	17	1:34.405	36.702	31.253	26.450	235.8	48:17.103
18	1:34.596	36.611	31.120	26.865	229.3	49:51.953	18	1:33.711	36.246	30.961	26.504	228.8	49:50.814
32	Simon BULBARELLA						39	Louis COCHET					
	Drivex					TATUUS T-421		KCL Motorsport					FRA
1	2:13.728			42.869		2:13.728	1	2:23.841			45.139		2:23.841
2	2:49.636B	1:15.217	41.548	52.871	125.7	5:03.364	2	3:00.110B	1:15.881	40.564	1:03.665	95.7	5:23.951
3	18:18.910	...	33.338	32.119	114.8	23:22.274	3	18:18.291	...	31.730	26.856	111.6	23:42.242
4	2:01.166	45.187	42.014	33.965	157.7	25:23.440	4	1:45.045	37.259	37.608	30.178	224.1	25:27.287
5	1:34.537	36.733	31.259	26.545	233.3	26:57.977	5	1:34.683	36.925	31.152	26.606	231.8	27:01.970
6	1:33.775	36.426	30.875	26.474	234.3	28:31.752	6	1:33.904	36.591	30.957	26.356	231.8	28:35.874
7	1:33.637	36.393	30.738	26.506	234.3	30:05.389	7	1:34.417	36.699	30.907	26.811	232.3	30:10.291
8	1:33.582	36.285	30.899	26.398	231.8	31:38.971	8	1:35.477	37.493	31.473	26.511	231.3	31:45.768
9	1:33.911	36.483	31.012	26.416	234.3	33:12.882	9	1:33.813	36.391	30.921	26.501	232.8	33:19.581
10	1:33.374	36.263	30.764	26.347	234.3	34:46.256	10	1:34.168	36.860	30.916	26.392	234.8	34:53.749
11	1:33.761	36.655	30.815	26.291	235.8	36:20.017	11	1:33.924	36.528	30.933	26.463	231.3	36:27.673
37	Ty FISHER						12	1:37.102	37.208	32.136	27.758	231.3	38:04.775
	Griffin Core					TATUUS T-421	13	2:10.786	59.200	37.399	34.187	221.8	40:15.561
1	2:09.977			41.479		2:09.977	14	2:11.866	1:00.622	38.253	32.991	169.5	42:27.427
2	2:46.403B	1:15.698	40.657	50.048	104.2	4:56.380	15	2:06.915	56.117	39.412	31.386	181.2	44:34.342
3	18:22.984	...	36.016	33.345	114.0	23:19.364	16	2:06.359	51.053	40.602	34.704	171.7	46:40.701
							17	1:35.067	37.230	31.366	26.471	232.8	48:15.768
							18	1:34.510	36.915	31.024	26.571	232.3	49:50.278



E4 SWC - R2 JARAMA Race 2

Sector Analysis

— Invalidated Lap							■ Personal Best							■ Session Best							■ Crossing the pit lane						
Lap	Time	Sector 1	Sector 2	Sector 3	T.Sp	Elapsed	Lap	Time	Sector 1	Sector 2	Sector 3	T.Sp	Elapsed	Lap	Time	Sector 1	Sector 2	Sector 3	T.Sp	Elapsed	Lap	Time	Sector 1	Sector 2	Sector 3	T.Sp	Elapsed
40 Kasper SCHORMANS NLD																											
MP Motorsport TATUUS T-421																											
1	2:07.448			41.598		2:07.448	13	2:17.357	1:02.790	40.950	33.617	147.5	40:05.614														
2	2:43.080B			46.875	79.6	4:50.528	14	2:11.964	57.760	41.067	33.137	168.5	42:17.578														
3	18:26.100	...	38.611	33.731	114.0	23:16.628	15	2:07.651	54.378	40.210	33.063	167.2	44:25.229														
4	2:04.149	44.973	42.631	36.545	184.6	25:20.777	16	2:10.584	49.652	43.408	37.524	185.2	46:35.813														
5	1:34.100	36.891	30.861	26.348	230.8	26:54.877	17	1:33.766	36.738	30.746	26.282	234.3	48:09.579														
6	1:33.232	36.200	30.753	26.279	229.3	28:28.109	18	1:33.116	36.226	30.705	26.185	230.8	49:42.695														
7	1:33.052	36.150	30.686	26.216	229.8	30:01.161																					
8	1:33.073	36.173	30.746	26.154	227.8	31:34.234																					
9	1:33.849	36.765	30.775	26.309	229.3	33:08.083																					
10	1:34.150	36.959	30.888	26.303	229.8	34:42.233																					
11	1:33.436	36.260	30.737	26.439	229.3	36:15.669																					
12	1:34.202	36.131	30.799	27.272	229.3	37:49.871																					
13	2:16.308	1:01.990	40.731	33.587	143.4	40:06.179																					
14	2:11.945	58.059	40.800	33.086	173.6	42:18.124																					
15	2:07.595	54.345	40.137	33.113	163.9	44:25.719																					
16	2:10.179	49.720	43.290	37.169	172.8	46:35.898																					
17	1:34.406	37.046	30.872	26.488	234.8	48:10.304																					
18	1:33.667	36.555	30.708	26.404	229.8	49:43.971																					
44 Elliot KACZYNSKI SWE																											
DXR TATUUS T-421																											
1	2:26.890			46.415		2:26.890					41.850		2:07.048														
2	3:01.308B	1:14.713	41.036	1:05.559	121.3	5:28.198	2	2:42.049B			46.027	77.6	4:49.097														
3	18:16.885	...	31.805	26.700	113.8	23:45.083	3	18:27.055	...	38.585	33.859	106.7	23:16.152														
4	1:43.032	37.550	37.302	28.180	203.0	25:28.115	4	2:04.293	44.889	42.745	36.659	172.8	25:20.445														
5	1:34.361	36.785	31.035	26.541	231.8	27:02.476	5	1:33.421	36.541	30.755	26.125	230.3	26:53.866														
6	1:34.238	36.891	30.898	26.449	234.8	28:36.714	6	1:32.985	36.175	30.603	26.207	231.3	28:26.851														
7	1:34.519	37.016	30.928	26.575	232.8	30:11.233	7	1:32.742	36.028	30.557	26.157	230.3	29:59.593														
8	1:34.738	36.775	31.513	26.450	230.3	31:45.971	8	1:32.778	36.061	30.656	26.061	229.3	31:32.371														
9	1:34.011	36.524	30.862	26.625	234.3	33:19.982	9	1:32.879	36.087	30.651	26.141	230.3	33:05.250														
10	1:34.131	36.673	31.031	26.427	230.3	34:54.113	10	1:33.008	36.070	30.727	26.211	228.8	34:38.258														
11	1:33.874	36.418	31.038	26.418	232.3	36:27.987	11	1:33.093	36.202	30.746	26.145	230.8	36:11.351														
12	1:37.776	37.420	32.129	28.227	232.3	38:05.763	12	1:34.996	36.079	30.676	28.241	227.8	37:46.347														
13	2:10.596	59.126	37.400	34.070	220.0	40:16.359	13	2:18.904	1:04.243	40.796	33.865	124.7	40:05.251														
14	2:11.603	1:00.983	37.925	32.695	158.4	42:27.962	14	2:11.847	57.612	40.719	33.516	173.4	42:17.098														
15	2:07.178	56.275	39.345	31.558	173.9	44:35.140	15	2:07.158	53.763	40.325	33.070	178.8	44:24.256														
16	2:05.945	51.060	40.514	34.371	171.4	46:41.085	16	2:11.244	49.971	43.586	37.687	176.5	46:35.500														
17	1:34.223	36.686	31.092	26.445	233.3	48:15.308	17	1:33.503	36.615	30.683	26.205	226.9	48:09.003														
18	1:34.619	36.964	31.026	26.629	231.3	49:49.927	18	1:33.033	36.195	30.687	26.151	230.3	49:42.036														
46 Nathan TYE GBR																											
Drivex TATUUS T-421																											
1	2:08.580			41.529		2:08.580																					
2	2:44.761B	1:16.196	40.393	48.172	81.8	4:53.341																					
3	18:24.965	...	37.587	33.288	114.0	23:18.306																					
4	2:02.957	44.904	42.170	35.883	165.9	25:21.263																					
5	1:34.551	37.116	31.264	26.171	234.3	26:55.814																					
6	1:33.163	36.352	30.661	26.150	229.3	28:28.977																					
7	1:32.843	36.082	30.616	26.145	229.3	30:01.820																					
8	1:32.840	36.080	30.585	26.175	230.3	31:34.660																					
9	1:33.620	36.443	30.991	26.186	230.8	33:08.280																					
10	1:33.206	36.363	30.748	26.095	225.9	34:41.486																					
11	1:32.882	36.079	30.703	26.100	227.4	36:14.368																					
12	1:33.889	36.045	30.677	27.167	227.8	37:48.257																					
77 Andrej PETROVIC SRB																											
T-Code TATUUS T-421																											
1	2:07.048					2:07.048							2:07.048														
2	2:42.049B					4:49.097					46.027	77.6	4:49.097														
3	18:27.055	...	38.585	33.859	106.7	23:16.152																					
4	2:04.293	44.889	42.745	36.659	172.8	25:20.445																					
5	1:33.421	36.541	30.755	26.125	230.3	26:53.866																					
6	1:32.985	36.175	30.603	26.207	231.3	28:26.851																					
7	1:32.742	36.028	30.557	26.157	230.3	29:59.593																					
8	1:32.778	36.061	30.656	26.061	229.3	31:32.371																					
9	1:32.879	36.087	30.651	26.141	230.3	33:05.250																					
10	1:33.008	36.070	30.727	26.211	228.8	34:38.258																					
11	1:33.093	36.202	30.746	26.145	230.8	36:11.351																					
12	1:34.996	36.079	30.676	28.241	227.8	37:46.347																					
13	2:18.904	1:04.243	40.796	33.865	124.7	40:05.251																					
14	2:11.847	57.612	40.719	33.516	173.4	42:17.098																					
15	2:07.158	53.763	40.325	33.070	178.8	44:24.256																					
16	2:11.244	49.971	43.586	37.687	176.5	46:35.500																					
17	1:33.503	36.615	30.683	26.205	226.9	48:09.003																					
18	1:33.033	36.195	30.687	26.151	230.3	49:42.036																					
78 Maria NETO PRT																											
TC Racing TATUUS T-421																											
1	2:18.456					2:18.456					43.608		2:18.456														
2	2:55.116B	1:15.974	41.371	57.771	115.0	5:13.572							5:13.572														
3	18:16.236	...	31.610	26.903	110.5	23:29.808																					
4	1:55.687	41.705	42.323	31.659	224.1	25:25.495																					
5	1:34.576	36.851	30.991	26.734	234.3	27:00.071																					
6	1:34.424	36.510	30.920	26.994	232.8	28:34.495																					
7	1:34.324	37.098	30.871	26.355	233.3	30:08.819																					
8	1:33.851	36.240	30.795	26.816	230.8	31:42.670																					
9	1:33.359	36.343	30.717	26.299	230.8	33:16.029																					
10	1:33.072	36.148	30.651	26.273	231.8	34:49.101																					
11	1:33.349	36.237	30.827	26.285	232.8	36:22.450																					
12	1:37.213	37.281	32.295	27.637	233.8	37:59.663																					
13	2:12.649	59.758	39.460	33.431	189.8	40:12.312																					
14	2:11.660	59.405	39.680	32.575	136.9	42:23.972																					
15	2:07.468	55.408	39.329	32.731	139.7	44:31.440																					
16	2:07.644	50.422	41.888	35.334	168.2	46:39.084																					
17	1:34.504	36.981	30.921	26.602	232.3	48:13.588																					
18	1:34.565	36.848	31.020	26.697	234.3	49:48.153																					
80 Sebastian FRIGOLET MEX																											
DXR TATUUS T-421																											
1	2:25.373					2:25.373					45.978		2:25.373														
2	3:01.007B	1:15.050	40.884	1:05.073	110.5	5:26.380							5:26.380														
3	18:17.516	...	31.990	26.935	110.4	23:43.896																					
4	1:43.720	37.133	37.122	29.465	220.0	25:27.616																					
5	1:34.657	36.972	31.116	26.569	233.3	27:02.273																					
6	1:34.066	36.770	30.961	26.335	225.5	28:36.339																					



E4 SWC - R2 JARAMA Race 2

Sector Analysis

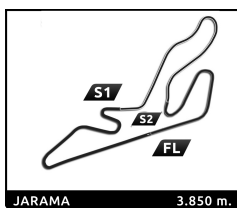
— Invalidated Lap ■ Personal Best ■ Session Best B Crossing the pit lane

Lap	Time	Sector 1	Sector 2	Sector 3	T.Sp	Elapsed	Lap	Time	Sector 1	Sector 2	Sector 3	T.Sp	Elapsed
7	1:34.745	36.557	30.913	27.275	233.8	30:11.084	2	3:02.352 B	1:14.404	41.440	1:06.508	119.2	5:30.073
8	1:34.003	36.721	31.015	26.267	228.3	31:45.087	3	18:18.740	...	32.349	27.326	113.1	23:48.813
9	1:34.081	36.644	30.922	26.515	226.4	33:19.168	4	1:40.389	37.598	34.375	28.416	223.6	25:29.202
10	1:33.998	36.638	30.996	26.364	216.0	34:53.166	5	1:36.431	37.626	31.474	27.331	225.5	27:05.633
11	1:33.756	36.305	31.042	26.409	229.8	36:26.922	6	1:34.896	36.931	31.225	26.740	230.3	28:40.529
12	1:36.698	37.015	31.661	28.022	230.3	38:03.620	7	1:34.978	36.996	31.317	26.665	226.9	30:15.507
13	2:11.368	59.578	37.716	34.074	210.9	40:14.988	8	1:35.069	37.041	31.267	26.761	226.4	31:50.576
14	2:11.898	1:00.648	38.137	33.113	164.6	42:26.886	9	1:35.184	37.184	31.309	26.691	225.9	33:25.760
15	2:07.160	55.813	39.126	32.221	181.5	44:34.046	10	1:34.863	36.867	31.227	26.769	227.4	35:00.623
16	2:06.254	50.755	40.770	34.729	173.1	46:40.300	11	1:34.904	36.751	31.293	26.860	227.8	36:35.527
17	1:34.841	37.200	31.099	26.542	228.3	48:15.141	12	1:38.889	38.134	33.294	27.461	224.5	38:14.416
18	1:34.431	36.754	31.074	26.603	230.3	49:49.572	13	2:06.876	57.962	35.378	33.536	213.9	40:21.292
							14	2:10.862	1:03.444	37.325	30.093	143.8	42:32.154
							15	2:07.403	58.660	38.179	30.564	146.7	44:39.557
							16	2:03.922	51.924	39.223	32.775	170.3	46:43.479
							17	1:35.575	37.403	31.300	26.872	230.8	48:19.054
							18	1:35.733	36.962	31.794	26.977	228.8	49:54.787

81 Noah MONTEIRO		PRT				
Griffin Core		TATUUS T-421				
1	2:05.588		41.656	2:05.588		
2	2:39.107 B		43.931	67.8	4:44.695	
3	18:29.728	...	39.085	33.604	110.4	23:14.423
4	2:05.197	45.311	42.738	37.148	187.8	25:19.620
5	1:33.245	36.441	30.731	26.073	225.5	26:52.865
6	1:32.671	35.997	30.638	26.036	225.9	28:25.536
7	1:32.588	35.944	30.625	26.019	225.0	29:58.124
8	1:32.471	35.854	30.664	25.953	225.9	31:30.595
9	1:32.503	35.917	30.589	25.997	225.9	33:03.098
10	1:32.462	35.934	30.568	25.960	225.0	34:35.560
11	1:32.626	36.031	30.539	26.056	228.8	36:08.186
12	1:35.233	35.808	30.568	28.857	226.9	37:43.419
13	2:20.342	1:05.718	40.972	33.652	97.8	40:03.761
14	2:11.971	57.711	40.815	33.445	183.7	42:15.732
15	2:07.209	53.713	40.263	33.233	184.0	44:22.941
16	2:11.819	49.782	43.952	38.085	180.0	46:34.760
17	1:32.951	36.277	30.505	26.169	225.9	48:07.711
18	1:32.750	36.090	30.621	26.039	225.5	49:40.461

88 Miki BLASCOS		ESP				
Monlau Motorsport		TATUUS T-421				
1	2:17.014		43.181	2:17.014		
2	2:54.599 B	1:16.289	41.824	56.486	115.4	5:11.613
3	18:14.213	...	32.554	30.456	110.5	23:25.826
4	1:59.264	44.985	42.266	32.013	170.1	25:25.090
5	1:34.508	36.942	31.003	26.563	228.3	26:59.598
6	1:33.882	36.433	31.019	26.430	230.8	28:33.480
7	1:33.773	36.377	30.994	26.402	230.3	30:07.253
8	1:36.451	36.374	30.880	29.197	229.8	31:43.704
9	1:34.915	37.271	31.051	26.593	226.9	33:18.619
10	1:46.035 B	38.914	33.213	33.908	216.9	35:04.654
11	3:08.351	2:03.785	37.146	27.420	88.4	38:13.005
12	2:06.787	57.882	34.820	34.085	222.7	40:19.792
13	2:11.623	1:03.278	37.231	31.114	155.6	42:31.415
14	2:06.611	57.553	38.673	30.385	156.1	44:38.026
15	2:04.482	51.955	39.686	32.841	157.2	46:42.508
16	1:35.319	37.251	31.249	26.819	229.8	48:17.827
17	1:34.617	36.698	31.161	26.758	231.3	49:52.444

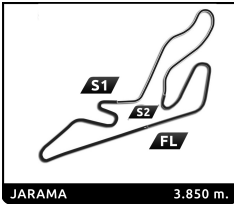
94 Jordan MOODLEY		ZAF		
G4 Racing		TATUUS T-421		
1	2:27.721		46.599	2:27.721



E4 SWC - R2 JARAMA Race 2

Provisional Race Director Report

Hour	Flag	Message
13:40:27		E4 - PIT LANE WILL BE OPEN AT 13:45
13:44:10		FAST LANE OPEN
13:45:00		PIT LANE OPEN
13:50:00		5 MINUTES BOARD - PIT LANE CLOSED
13:52:00		3 MINUTES BOARD
13:54:41		1 MINUTE BOARD
13:55:44		15 SECONDS BOARD
13:56:01		GREEN FLAG - FORMATION LAP
13:59:46	YF	YELLOW FLAG AT TURN 1
13:59:54	SF	SAFETY CAR
14:00:08		FOLLOWING SC IN T1 KEEP ON THE LHS
14:00:36		STARTING PROCEDURE UNDER INVESTIGATION
14:01:32	RF	RED FLAG
14:03:55		INCIDENT INVOLVING CARS #12 #15 #73 #18 #74 ON T1 NOTED
14:06:10		PIT LANE OPEN INFORMATION ASAP
14:09:26		SESSION WILL RESUME AT 14:20 TBC
14:10:22		START BEHIND SAFETY CAR
14:12:50		SESSION WILL RESUME AT 14:20 CONFIRMED
14:15:02		5 MINUTES BOARD
14:15:02		5 MINUTES BOARD
14:17:00		3 MINUTES BOARD
14:19:01		1 MINUTE BOARD
14:20:15		15 SECONDS BOARD
14:20:39	GF	GREEN FLAG
14:20:43	SF	SAFETY CAR
14:23:33		SAFETY CAR IN THIS LAP
14:24:33	GF	GREEN FLAG
14:25:25	YF	YELLOW FLAG AT TURN 4
14:25:50	GF	GREEN FLAG
14:26:01		INCIDENT INVOLVING CAR #38 ON T4 NOTED
14:31:02	YF	YELLOW FLAG AT TURN 10.1
14:31:15	GF	GREEN FLAG
14:31:40		INCIDENT INVOLVING CARS #10 #39 ON T4 NOTED
14:32:53		DEBRIS ON TRACK T10 EXIT
14:33:39		INCIDENT INVOLVING CAR #17 ON T10 NOTED
14:36:25	YF	YELLOW FLAG AT TURN 4
14:36:27	YF	DOUBLE YELLOW AT TURN 4
14:36:43	SF	SAFETY CAR
14:37:21		FOLLOWING SC IN T4 KEEP ON THE LHS
14:38:37		INCIDENT INVOLVING CARS #32 #24 ON T4 NOTED
14:44:49		SAFETY CAR IN THIS LAP
14:45:49	GF	GREEN FLAG
14:46:15		SC PROCEDURE UNDER INVESTIGATION
14:46:36		SC PROCEDURE AFTER INVESTIGATION - NFA
14:49:03	YF	DOUBLE YELLOW AT TURN 10
14:49:12		CHEQUERED FLAG
14:49:27		INCIDENT INVOLVING CARS #37 #23 ON T10 NOTED



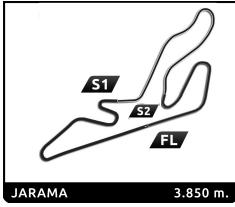
E4 SWC - R2 JARAMA Race 2

Provisional Race Director Report

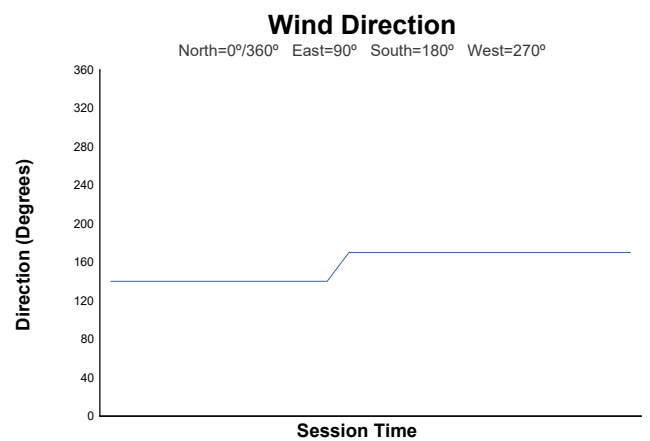
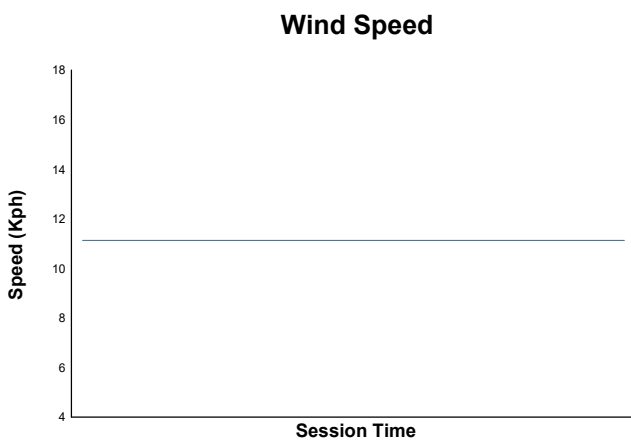
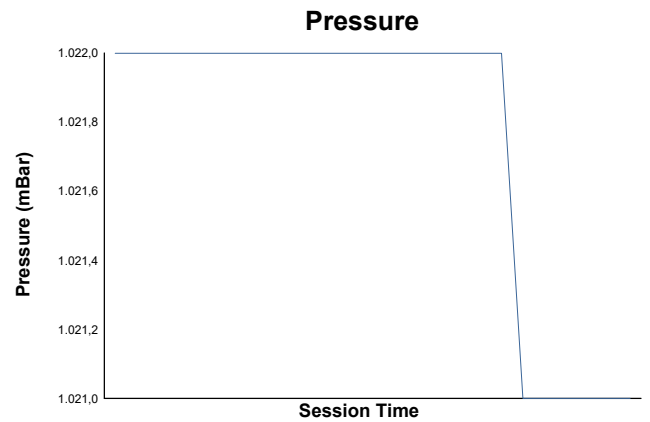
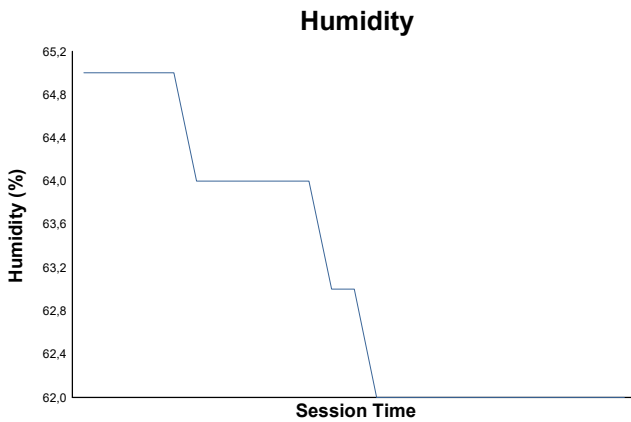
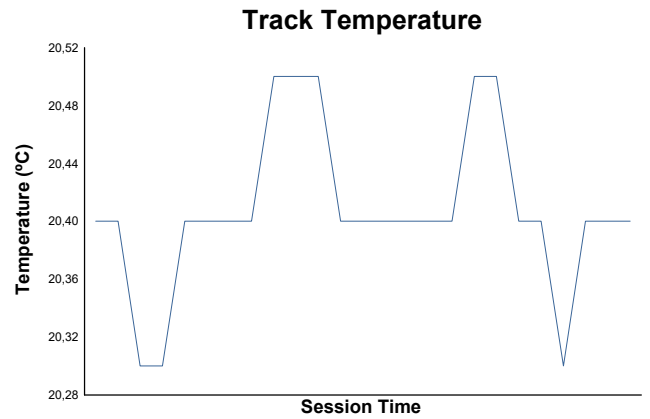
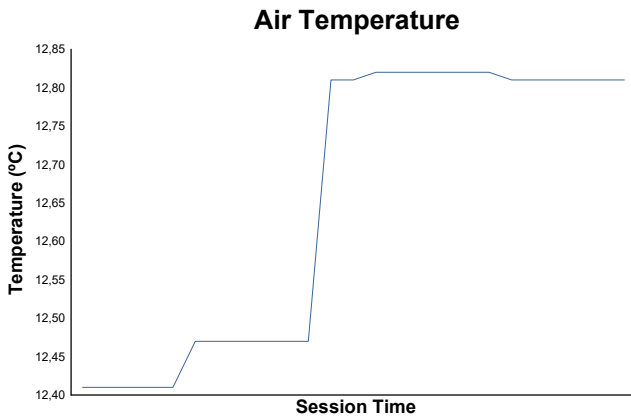
Hour	Flag	Message
14:50:31		TOP 3 OVERALL PROCEED TO THE PODIUM AREA - CARS #81 #22 #77
14:50:44		CARS & DRIVERS #81 #22 #77 #80 STAY ON PODIUM AREA FOR POSTERIOR SCRUTINEERING

Published at: ...14:50.....

Race Director: Luis GONZÁLEZ		Timekeeper: Alberto ESTÉBANEZ	
--	---	---	---



SWC - R2 JARAMA E4 Race 2 Weather Report



Track Status: **DRY**