

**E3
SWC - R2 JARAMA
Race 1**
Sector Analysis

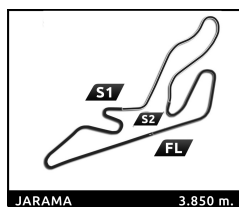
_ Invalidated Lap

 Personal Best

 Session Best

 B Crossing the pit lane


Lap	Time	Sector 1	Sector 2	Sector 3	T.Sp	Elapsed	Lap	Time	Sector 1	Sector 2	Sector 3	T.Sp	Elapsed	
2	Kacper SZTUKA POL							14	2:01.237	45.700	41.157	34.380	164.1	25:27.730
	Tecnicar by Amtog Dallara 326							15	1:27.751	34.498	28.636	24.617	254.7	26:55.481
1	1:32.534	38.322	29.418	24.794		1:32.534	16	1:26.921	34.196	28.357	24.368	242.2	28:22.402	
2	1:38.646	34.468	35.479	28.699	248.8	3:11.180	17	1:26.734	34.123	28.239	24.372	253.5	29:49.136	
3	2:04.692	50.372	42.125	32.195	121.1	5:15.872	18	1:26.660	33.971	28.301	24.388	250.0	31:15.796	
4	2:16.382	1:01.796	40.575	34.011	62.9	7:32.254	19	1:26.776	34.171	28.345	24.260	252.3	32:42.572	
5	2:18.247	55.464	41.817	40.966	72.3	9:50.501								
6	1:27.721	34.598	28.613	24.510	248.8	11:18.222								
7	1:27.024	34.310	28.417	24.297	251.7	12:45.246								
8	1:27.043	34.252	28.457	24.334	250.0	14:12.289								
9	1:27.141	34.124	28.541	24.476	248.3	15:39.430								
10	1:39.153	36.072	34.199	28.882	252.3	17:18.583								
11	2:13.244	40.582	53.262	39.400	183.7	19:31.827								
12	1:58.039	45.018	41.570	31.451	150.2	21:29.866								
13	1:58.035	46.653	39.697	31.685	167.2	23:27.901								
14	2:00.578	45.862	41.262	33.454	161.9	25:28.479								
15	1:28.359	35.225	28.572	24.562	254.1	26:56.838								
16	1:28.220	35.121	28.695	24.404	252.3	28:25.058								
17	1:27.203	34.240	28.487	24.476	248.3	29:52.261								
18	1:27.673	34.706	28.587	24.380	249.4	31:19.934								
19	1:27.173	34.228	28.502	24.443	248.8	32:47.107								
4	Ean EYCKMANS BEL							6	Stylianios KOLOVOS GRC					
	MP Motorsport Dallara 326								Drivex Dallara 326					
1	1:34.313	39.181	29.948	25.184		1:34.313	1	1:36.337	41.614	29.590	25.133		1:36.337	
2	1:42.749	34.901	39.021	28.827	250.6	3:17.062	2	1:45.404	34.615	41.526	29.263	252.9	3:21.741	
3	2:05.638	51.614	42.096	31.928	120.0	5:22.700	3	2:04.059	49.865	42.341	31.853	141.2	5:25.800	
4	2:16.109	1:01.816	40.386	33.907	52.7	7:38.809	4	2:17.176	1:01.923	41.812	33.441	39.4	7:42.976	
5	2:13.229	55.329	42.133	35.767	71.3	9:52.038	5	2:10.398	54.166	42.387	33.845	76.4	9:53.374	
6	1:28.626	34.769	29.197	24.660	251.7	11:20.664	6	1:29.322	35.314	29.325	24.683	253.5	11:22.696	
7	1:27.021	34.135	28.356	24.530	250.6	12:47.685	7	1:27.564	34.361	28.647	24.556	254.1	12:50.260	
8	1:27.561	34.331	28.616	24.614	252.9	14:15.246	8	1:27.356	34.413	28.398	24.545	251.7	14:17.616	
9	1:28.350	34.669	29.056	24.625	247.7	15:43.596	9	1:39.209	34.389	28.384	36.436	250.0	15:56.825	
10	1:43.403	38.884	37.368	27.151	251.2	17:26.999	10	1:36.351	36.559	32.373	27.419	250.6	17:33.176	
11	2:12.815	40.087	56.327	36.401	156.5	19:39.814	11	2:12.495	39.875	57.768	34.852	153.2	19:45.671	
12	1:58.028	43.457	44.271	30.300	149.0	21:37.842	12	1:57.046	43.650	43.972	29.424	112.3	21:42.717	
13	1:57.058	47.291	38.692	31.075	136.9	23:34.900	13	1:57.239	50.306	36.264	30.669	159.3	23:39.956	
14	1:55.365	44.184	42.669	28.512	127.4	25:30.265	14	1:54.354	44.375	44.032	25.947	138.5	25:34.310	
15	1:29.162	35.207	29.202	24.753	255.9	26:59.427	15	1:27.276	34.191	28.526	24.559	250.6	27:01.586	
16	1:38.383	B 34.931	29.741	33.711	252.3	28:37.810	16	1:29.080	34.646	29.485	24.949	251.2	28:30.666	
5	Patrick HEUZENROEDER AUS							7	Christopher EL FEGHALI LBN					
	Campos Racing Dallara 326								Drivex Dallara 326					
1	1:31.704	37.889	29.253	24.562		1:31.704	1	1:30.519	36.900	28.945	24.674		1:30.519	
2	1:37.285	34.405	34.259	28.621	252.3	3:08.989	2	1:34.808	34.085	33.053	27.670	254.7	3:05.327	
3	2:05.571	51.427	41.543	32.601	123.0	5:14.560	3	2:06.679	53.138	41.282	32.259	97.9	5:12.006	
4	2:15.533	1:00.993	40.196	34.344	58.5	7:30.093	4	2:16.392	1:01.255	40.742	34.395	61.4	7:28.398	
5	2:19.402	56.310	41.283	41.809	75.9	9:49.495	5	2:20.302	56.837	40.982	42.483	116.6	9:48.700	
6	1:27.339	34.544	28.384	24.411	253.5	11:16.834	6	1:27.392	34.575	28.336	24.481	251.7	11:16.092	
7	1:27.029	34.413	28.170	24.446	253.5	12:43.863	7	1:26.619	33.950	28.259	24.410	254.1	12:42.711	
8	1:26.723	34.129	28.292	24.302	254.1	14:10.586	8	1:26.910	34.232	28.287	24.391	254.7	14:09.621	
9	1:26.966	34.046	28.314	24.606	251.7	15:37.552	9	1:26.260	33.956	28.060	24.244	253.5	15:35.881	
10	1:36.899	35.751	33.099	28.049	248.3	17:14.451	10	1:36.262	35.237	33.653	27.372	254.1	17:12.143	
11	2:15.532	43.076	52.562	39.894	175.9	19:29.983	11	2:15.998	43.649	51.307	41.042	154.5	19:28.141	
12	1:58.610	44.639	41.804	32.167	156.3	21:28.593	12	1:59.149	44.835	41.607	32.707	180.9	21:27.290	
13	1:57.900	45.758	40.330	31.812	170.9	23:26.493	13	1:57.809	45.230	40.610	31.969	146.3	23:25.099	
							9	Thomas STRAUVEN BEL						
								Campos Racing Dallara 326						
							1	1:31.051	37.298	28.867	24.886		1:31.051	
							10	Enzo TARNVANICHKUL THA						
								Campos Racing Dallara 326						


E3
SWC - R2 JARAMA
Race 1
Sector Analysis

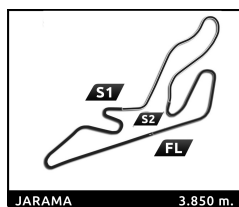
_ Invalidated Lap

 Personal Best

 Session Best

 Crossing the pit lane

Lap	Time	Sector 1	Sector 2	Sector 3	T.Sp	Elapsed	Lap	Time	Sector 1	Sector 2	Sector 3	T.Sp	Elapsed
1	1:29.324	36.124	28.620	24.580		1:29.324	16	1:25.758	33.680	28.076	24.002	247.1	28:17.991
2	1:34.931	33.912	33.516	27.503	252.3	3:04.255	17	1:25.875	33.664	27.996	24.215	247.7	29:43.866
3	2:07.059	52.849	41.747	32.463	99.6	5:11.314	18	1:26.020	33.800	28.142	24.078	247.1	31:09.886
4	2:15.927	1:01.120	40.412	34.395	63.2	7:27.241	19	1:25.921	33.797	27.988	24.136	250.6	32:35.807
5	2:21.025	57.315	40.921	42.789	106.2	9:48.266	14 Keanu AL AZHARI ARE						
6	1:27.359	34.743	28.280	24.336	255.3	11:15.625	Hitech Dallara 326						
7	1:25.949	33.828	27.991	24.130	259.0	12:41.574	1	1:27.009	34.245	28.426	24.338		1:27.009
8	1:26.052	33.668	28.118	24.266	253.5	14:07.626	2	1:32.018	33.683	30.987	27.348	252.9	2:59.027
9	1:26.500	33.977	28.137	24.386	252.9	15:34.126	3	2:08.661	54.732	39.471	34.458	121.6	5:07.688
10	1:35.662	34.879	33.591	27.192	250.0	17:09.788	4	2:15.516	1:01.192	39.673	34.651	81.1	7:23.204
11	2:16.667	44.540	50.604	41.523	187.8	19:26.455	5	2:23.937	57.906	40.560	45.471	80.1	9:47.141
12	1:59.216	44.646	42.216	32.354	173.4	21:25.671	6	1:26.217	33.882	28.042	24.293	250.6	11:13.358
13	1:57.973	45.121	39.952	32.900	150.0	23:23.644	7	1:25.487	33.452	28.022	24.013	249.4	12:38.845
14	2:02.881	46.021	40.301	36.559	178.2	25:26.525	8	1:26.296	34.041	28.087	24.168	250.0	14:05.141
15	1:27.176	34.453	28.306	24.417	254.7	26:53.701	9	1:25.674	33.602	27.896	24.176	250.6	15:30.815
16	1:26.387	34.032	28.017	24.338	253.5	28:20.088	10	1:35.419	34.073	33.750	27.596	252.9	17:06.234
17	1:26.460	34.044	28.036	24.380	252.9	29:46.548	11	2:17.372	45.763	50.111	41.498	171.7	19:23.606
18	1:26.267	33.985	28.091	24.191	254.7	31:12.815	12	1:59.251	45.271	41.071	32.909	211.4	21:22.857
19	1:26.114	33.719	28.099	24.296	255.3	32:38.929	13	1:58.274	45.039	40.149	33.086	151.7	23:21.131
11 Luca VIISOREANU ROU							TC Racing Dallara 326						
1	1:34.805	39.722	30.091	24.992		1:34.805	14	2:04.581	45.664	40.460	38.457	196.0	25:25.712
2	1:44.683	35.162	40.853	28.668	254.7	3:19.488	15	1:25.943	33.834	28.090	24.019	251.7	26:51.655
3	2:04.517	50.653	42.281	31.583	131.7	5:24.005	16	1:25.786	33.676	28.026	24.084	243.8	28:17.441
4	2:17.001	1:01.786	42.274	32.941	36.4	7:41.006	17	1:25.601	33.514	28.026	24.061	246.6	29:43.042
5	2:11.501	54.586	42.351	34.564	65.9	9:52.507	18	1:25.391	33.545	27.943	23.903	246.6	31:08.433
6	1:28.915	35.086	29.231	24.598	261.5	11:21.422	19	1:25.670	33.433	28.121	24.116	248.3	32:34.103
7	1:27.127	34.191	28.460	24.476	255.3	12:48.549	16 Bianca BUSTAMANTE PHL						
8	1:27.170	34.089	28.468	24.613	259.0	14:15.719	Palou Motorsport Dallara 326						
9	1:28.173	34.564	28.959	24.650	262.1	15:43.892	1	1:35.731	40.395	30.229	25.107		1:35.731
10	1:42.100	37.651	37.698	26.751	255.9	17:25.992	2	1:47.181	36.254	42.314	28.613	253.5	3:22.912
11	2:12.876	39.772	56.023	37.081	159.3	19:38.868	3	2:03.972	49.887	42.769	31.316	132.0	5:26.884
12	1:58.560	43.700	43.804	31.056	158.8	21:37.428	4	2:17.353	1:02.678	41.539	33.136	41.5	7:44.237
13	1:56.962	46.496	38.681	31.785	143.8	23:34.390	5	2:09.808	54.512	42.465	32.831	71.5	9:54.045
14	1:55.531	43.837	42.463	29.231	122.0	25:29.921	6	1:29.324	34.819	29.424	25.081	250.6	11:23.369
15	1:27.947	34.624	28.797	24.526	260.9	26:57.868	7	1:28.151	34.962	28.436	24.753	252.9	12:51.520
16	1:31.847	35.683	29.822	26.342	260.2	28:29.715	8	1:27.302	34.355	28.396	24.551	251.7	14:18.822
17	1:48.333B	38.322	34.615	35.396	191.8	30:18.048	9	1:28.323	34.345	28.438	25.540	251.2	15:47.145
12 Gianmarco PRADEL AUS							MP Motorsport Dallara 326						
1	1:26.563	34.083	28.340	24.140		1:26.563	10	1:41.892	36.710	37.795	27.387	248.3	17:29.037
2	1:31.490	33.645	30.513	27.332	241.6	2:58.053	11	2:12.386	39.957	56.278	36.151	164.4	19:41.423
3	2:08.384	55.051	39.484	33.849	143.8	5:06.437	12	1:58.014	43.227	44.682	30.105	123.9	21:39.437
4	2:15.792	1:01.730	39.504	34.558	82.2	7:22.229	13	1:57.062	48.471	37.710	30.881	129.3	23:36.499
5	2:24.474	58.319	40.130	46.025	95.9	9:46.703	14	1:54.339	43.914	44.858	25.567	140.1	25:30.838
6	1:25.964	33.723	28.140	24.101	243.8	11:12.667	15	1:29.049	34.946	29.132	24.971	254.7	26:59.887
7	1:25.823	33.607	28.036	24.180	243.8	12:38.490	16	1:29.899	35.262	29.585	25.052	253.5	28:29.786
8	1:26.058	33.855	28.053	24.150	248.8	14:04.548	17	1:28.483	35.143	28.590	24.750	248.3	29:58.269
9	1:25.926	33.679	28.016	24.231	243.8	15:30.474	18	1:27.412	34.514	28.385	24.513	248.8	31:25.681
10	1:34.875	33.541	33.608	27.726	248.8	17:05.349	19	1:27.042	34.216	28.440	24.386	251.2	32:52.723
11	2:17.485	46.123	49.730	41.632	156.5	19:22.834	17 Alceu FELDMANN BRA						
12	1:59.392	45.641	40.621	33.130	189.8	21:22.226	MP Motorsport Dallara 326						
13	1:58.199	44.989	40.288	32.922	189.1	23:20.425	1	1:34.557	39.489	30.118	24.950		1:34.557
14	2:05.121	45.876	39.992	39.253	190.8	25:25.546	2	1:43.415	35.157	39.836	28.422	249.4	3:17.972
15	1:26.687	34.277	28.349	24.061	246.0	26:52.233	3	2:05.463	51.375	42.061	32.027	121.2	5:23.435
							4	2:16.295	1:01.583	42.632	32.080	36.7	7:39.730
							5	2:12.619	55.115	42.226	35.278	70.6	9:52.349
							6	1:29.773	34.964	30.102	24.707	255.3	11:22.122


E3
SWC - R2 JARAMA
Race 1
Sector Analysis

— Invalidated Lap ■ Personal Best ■ Session Best B Crossing the pit lane

Lap	Time	Sector 1	Sector 2	Sector 3	T.Sp	Elapsed	Lap	Time	Sector 1	Sector 2	Sector 3	T.Sp	Elapsed
7	1:27.543	34.242	28.571	24.730	251.7	12:49.665	8	1:26.821	34.104	28.248	24.469	249.4	14:11.293
8	1:27.210	34.209	28.352	24.649	248.8	14:16.875	9	1:26.889	34.114	28.225	24.550	248.8	15:38.182
9	1:38.204	34.304	28.603	35.297	251.2	15:55.079	10	1:37.873	36.122	33.695	28.056	246.6	17:16.055
10	1:35.737	36.110	32.547	27.080	236.3	17:30.816	11	2:14.900	42.235	52.856	39.809	181.8	19:30.955
11	2:12.292	40.205	57.625	34.462	175.0	19:43.108	12	1:58.389	45.074	41.606	31.709	132.7	21:29.344
12	1:57.865	43.273	44.725	29.867	115.4	21:40.973	13	1:58.003	46.406	39.721	31.876	160.0	23:27.347
13	1:56.545	48.856	37.239	30.450	132.5	23:37.518	14	2:00.802	45.973	41.096	33.733	171.7	25:28.149
14	1:54.342	44.419	44.489	25.434	152.8	25:31.860	15	1:27.695	34.670	28.464	24.561	251.2	26:55.844
15	1:28.268	34.476	28.969	24.823	254.1	27:00.128	16	1:27.259	34.689	28.217	24.353	252.9	28:23.103
16	1:29.580	34.638	29.746	25.196	255.3	28:29.708	17	1:26.764	34.131	28.235	24.398	251.2	29:49.867
17	1:27.648	34.631	28.434	24.583	252.9	29:57.356	18	1:26.949	34.132	28.371	24.446	252.9	31:16.816
18	1:27.018	34.215	28.380	24.423	251.7	31:24.374	19	1:26.731	33.982	28.318	24.431	249.4	32:43.547
19	1:26.620	33.930	28.343	24.347	250.6	32:50.994							

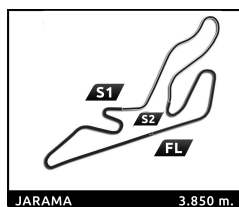
20	Benjamin BECKLEY	CRI
Tecnicar by Amtog Dallara 326		
1	1:37.285	43.235 29.302 24.748 1:37.285
2	1:47.826	36.157 43.721 27.948 248.3 3:25.111
3	2:04.563	49.950 43.136 31.477 136.4 5:29.674
4	2:17.356	1:02.774 40.842 33.740 52.4 7:47.030
5	2:08.735	54.118 42.419 32.198 80.1 9:55.765
6	1:29.678	35.883 28.824 24.971 241.1 11:25.443
7	1:29.352	35.672 28.739 24.941 249.4 12:54.795
8	1:29.091	35.174 28.871 25.046 242.7 14:23.886
9	2:04.570B	38.161 42.824 43.585 246.0 16:28.456

23	Stefan BOSTANDJIEV	BGR
Hitech Dallara 326		
1	1:33.228	38.259 30.000 24.969 1:33.228
2	1:42.056	34.980 38.399 28.677 250.0 3:15.284
3	2:05.101	51.213 41.090 32.798 144.2 5:20.385
4	2:15.929	1:02.027 40.171 33.731 54.3 7:36.314
5	2:15.188	55.296 42.809 37.083 78.3 9:51.502
6	1:28.598	35.242 28.805 24.551 252.3 11:20.100
7	1:27.312	34.197 28.427 24.688 253.5 12:47.412
8	1:27.182	34.143 28.499 24.540 252.3 14:14.594
9	1:28.322	34.754 28.998 24.570 257.1 15:42.916
10	1:41.885	37.786 36.597 27.502 254.7 17:24.801
11	2:12.631	39.077 56.133 37.421 180.9 19:37.432
12	1:58.812	44.457 43.134 31.221 153.0 21:36.244
13	1:57.377	46.492 38.939 31.946 143.2 23:33.621
14	1:56.027	44.006 42.257 29.764 137.9 25:29.648
15	1:28.881	35.353 29.105 24.423 260.9 26:58.529
16	1:31.036	35.714 29.478 25.844 262.8 28:29.565
17	1:26.865	34.280 28.293 24.292 249.4 29:56.430
18	1:26.086	33.600 28.157 24.329 254.1 31:22.516
19	1:26.709	34.326 28.090 24.293 252.3 32:49.225

26	Yuanpu CUI	CHN
Double R Dallara 326		
1	1:32.148	37.623 29.788 24.737 1:32.148
2	1:37.355	34.367 34.765 28.223 249.4 3:09.503
3	2:05.807	51.518 41.969 32.320 119.6 5:15.310
4	2:15.812	1:01.453 40.234 34.125 56.2 7:31.122
5	2:18.419	56.077 41.623 40.719 74.0 9:49.541
6	1:28.031	35.075 28.432 24.524 246.6 11:17.572
7	1:26.900	34.117 28.287 24.496 250.6 12:44.472

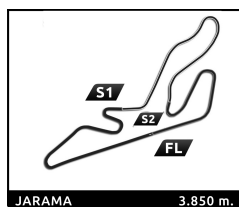
27	Heitor DALL'AGNOL	BRA
Palou Motorsport Dallara 326		
1	1:30.260	36.577 28.975 24.708 1:30.260
2	1:42.117	37.214 35.995 28.908 251.2 3:12.377
3	2:04.833	49.887 42.614 32.332 125.6 5:17.210
4	2:16.692	1:01.515 41.174 34.003 56.0 7:33.902
5	2:16.708	55.217 41.524 39.967 74.4 9:50.610
6	1:28.098	34.968 28.530 24.600 250.6 11:18.708
7	1:26.956	34.129 28.392 24.435 254.7 12:45.664
8	1:27.112	34.173 28.528 24.411 252.9 14:12.776
9	1:26.903	34.113 28.309 24.481 252.9 15:39.679
10	1:41.273	36.766 36.680 27.827 254.7 17:20.952
11	2:12.350	39.611 54.463 38.276 166.9 19:33.302
12	1:57.912	44.984 41.814 31.114 184.3 21:31.214
13	1:57.916	47.410 39.020 31.486 143.2 23:29.130
14	1:59.499	45.519 41.580 32.400 137.4 25:28.629
15	1:27.654	34.676 28.459 24.519 255.9 26:56.283
16	1:27.348	34.503 28.277 24.568 252.9 28:23.631
17	1:26.764	34.084 28.354 24.326 252.9 29:50.395
18	1:26.837	34.202 28.389 24.246 254.1 31:17.232
19	1:26.895	33.980 28.304 24.611 255.3 32:44.127

29	Gianni GIOVANELLI	ARG
GRS Dallara 326		
1	1:36.604	41.212 29.667 25.725 1:36.604
2	1:46.832	35.627 43.630 27.575 248.3 3:23.436
3	2:04.866	50.473 42.995 31.398 127.7 5:28.302
4	2:17.121	1:02.053 41.868 33.200 48.6 7:45.423
5	2:09.423	54.205 42.765 32.453 74.0 9:54.846
6	1:29.023	34.416 29.412 25.195 247.7 11:23.869
7	1:35.347	42.261 28.414 24.672 255.9 12:59.216
8	1:26.794	34.164 28.288 24.342 251.2 14:26.010
9	1:29.398	35.863 28.659 24.876 251.2 15:55.408
10	1:36.630	36.619 33.088 26.923 216.4 17:32.038
11	2:12.293	40.034 57.444 34.815 166.2 19:44.331
12	1:57.305	43.161 44.568 29.576 113.0 21:41.636
13	1:56.855	49.926 36.410 30.519 157.9 23:38.491
14	1:54.635	44.179 44.622 25.834 162.9 25:33.126
15	1:27.874	34.313 29.121 24.440 248.3 27:01.000
16	1:29.489	35.020 29.379 25.090 251.2 28:30.489
17	1:28.851	35.369 28.919 24.563 250.0 29:59.340
18	2:03.602	1:08.109 30.833 24.660 246.0 32:02.942
19	1:27.844	34.609 28.653 24.582 242.7 33:30.786


E3
SWC - R2 JARAMA
Race 1
Sector Analysis

 — Invalidated Lap ■ Personal Best ■ Session Best ■ Crossing the pit lane


Lap	Time	Sector 1	Sector 2	Sector 3	T.Sp	Elapsed	Lap	Time	Sector 1	Sector 2	Sector 3	T.Sp	Elapsed
31	Renzo BARBUY					ARG	8	1:27.402	34.441	28.475	24.486	256.5	14:13.743
	TC Racing					Dallara 326	9	1:28.964	35.474	28.831	24.659	250.0	15:42.707
1	1:55.669	41.039	36.234	38.396		1:55.669	10	1:40.870	37.302	36.097	27.471	254.7	17:23.577
2	4:15.470	3:18.351	30.922	26.197	104.9	6:11.139	11	2:12.510	39.743	55.710	37.057	204.2	19:36.087
3	1:38.986	39.603	28.948	30.435	191.5	7:50.125	12	1:58.896	44.939	42.666	31.291	141.4	21:34.983
4	2:06.168	51.746	42.502	31.920	113.8	9:56.293	13	1:56.755	46.787	38.508	31.460	150.8	23:31.738
5	1:28.208	34.722	28.840	24.646	250.6	11:24.501	14	1:57.753	44.926	41.915	30.912	107.8	25:29.491
6	1:27.920	34.384	28.475	25.061	254.1	12:52.421	15	1:28.743	35.341	28.784	24.618	259.6	26:58.234
7	1:27.964	34.356	28.769	24.839	255.3	14:20.385	16	1:27.314	34.307	28.413	24.594	255.3	28:25.548
8	1:29.038	34.755	28.850	25.433	247.1	15:49.423	17	1:27.117	34.243	28.453	24.421	254.1	29:52.665
9	1:40.915	36.905	36.469	27.541	243.2	17:30.338	18	1:27.749	34.540	28.707	24.502	260.9	31:20.414
10	2:11.871	40.186	56.003	35.682	170.6	19:42.209	19	1:27.071	34.094	28.458	24.519	252.9	32:47.485
11	1:57.689	43.460	44.369	29.860	136.0	21:39.898							
12	1:56.926	49.381	37.089	30.456	166.4	23:36.824							
13	1:54.704	44.357	44.612	25.735	145.2	25:31.528							
14	1:29.334	35.455	29.017	24.862	254.7	27:00.862							
15	1:29.360	34.720	29.515	25.125	254.7	28:30.222							
16	1:29.038	35.067	28.938	25.033	234.3	29:59.260							
17	1:36.499	42.461	29.234	24.804	248.8	31:35.759							
18	1:29.328	34.967	29.420	24.941	244.3	33:05.087							
33	Rafael PERARD					FRA	41	Alex POWELL					USA
	Palou Motorsport					Dallara 326		Campos Racing					Dallara 326
1	1:29.785	36.305	28.881	24.599		1:29.785	1	1:28.195	35.378	28.467	24.350		1:28.195
							2	1:33.440	33.974	32.427	27.039	249.4	3:01.635
							3	2:07.322	53.406	41.232	32.684	127.1	5:08.957
							4	2:16.157	1:01.345	40.248	34.564	70.8	7:25.114
							5	2:22.490	57.827	40.404	44.259	84.3	9:47.604
							6	1:26.969	34.363	28.265	24.341	254.7	11:14.573
							7	1:26.166	33.888	28.032	24.246	250.6	12:40.739
							8	1:26.196	33.847	28.180	24.169	250.6	14:06.935
							9	1:26.142	33.778	28.119	24.245	251.7	15:33.077
							10	1:35.261	34.488	33.849	26.924	249.4	17:08.338
							11	2:16.980	45.115	50.411	41.454	172.0	19:25.318
							12	1:59.522	44.620	42.000	32.902	193.2	21:24.840
							13	1:57.703	44.658	40.451	32.594	171.4	23:22.543
							14	2:03.869	45.916	40.756	37.197	165.6	25:26.412
							15	1:26.847	34.319	28.218	24.310	259.0	26:53.259
							16	1:26.276	33.953	28.119	24.204	255.3	28:19.535
							17	1:26.472	34.064	28.050	24.358	254.1	29:46.007
							18	1:26.007	33.825	28.029	24.153	253.5	31:12.014
							19	1:26.108	33.819	28.146	24.143	254.1	32:38.122
37	Filippo FIORENTINO					BRA	48	James EGOZI					USA
	Drivex					Dallara 326		Palou Motorsport					Dallara 326
1	1:28.681	35.819	28.546	24.316		1:28.681	1	1:31.185	37.492	29.021	24.672		1:31.185
2	1:33.867	34.028	33.092	26.747	252.9	3:02.548	2	1:35.369	34.249	33.073	28.047	253.5	3:06.554
3	2:07.902	53.457	41.736	32.709	109.6	5:10.450	3	2:06.394	52.426	41.555	32.413	95.9	5:12.948
4	2:16.078	1:00.837	40.438	34.803	59.9	7:26.528	4	2:16.475	1:01.082	40.800	34.593	56.6	7:29.423
5	2:21.441	57.298	40.763	43.380	81.9	9:47.969	5	2:19.530	56.086	41.402	42.042	79.7	9:48.953
6	1:27.273	34.764	28.240	24.269	251.2	11:15.242	6	1:27.838	34.705	28.444	24.689	250.6	11:16.791
7	1:27.113	34.010	28.776	24.327	252.9	12:42.355	7	1:26.690	33.977	28.249	24.464	252.9	12:43.481
8	1:26.717	34.282	28.188	24.247	252.3	14:09.072	8	1:26.419	33.872	28.222	24.325	249.4	14:09.900
9	1:26.423	33.986	28.134	24.303	250.6	15:35.495	9	1:26.833	34.000	28.305	24.528	255.3	15:36.733
10	1:35.195	34.737	33.907	26.551	248.8	17:10.690	10	1:36.977	34.765	34.115	28.097	247.7	17:13.710
11	2:16.701	44.110	51.220	41.371	145.4	19:27.391	11	2:15.259	42.769	51.463	41.027	174.2	19:28.969
12	1:59.122	44.647	41.985	32.490	166.4	21:26.513	12	1:58.975	44.817	41.661	32.497	177.0	21:27.944
13	1:57.899	45.136	40.187	32.576	136.5	23:24.412	13	1:57.635	45.382	40.822	31.431	156.3	23:25.579
14	2:02.421	45.807	40.884	35.730	153.4	25:26.833	14	2:01.730	45.783	41.271	34.676	140.3	25:27.309
15	1:27.525	34.829	28.240	24.456	254.7	26:54.358	15	1:27.539	34.540	28.564	24.435	254.7	26:54.848
16	1:26.544	34.133	28.120	24.291	252.3	28:20.902	16	1:26.922	34.128	28.325	24.469	251.2	28:12.770
17	1:26.380	34.063	28.129	24.188	252.3	29:47.282	17	1:26.536	33.919	28.223	24.394	250.0	29:48.306
18	1:26.373	33.983	28.148	24.242	253.5	31:13.655	18	1:26.465	33.824	28.241	24.400	250.0	31:14.771
19	1:26.395	34.022	28.084	24.289	252.9	32:40.050	19	1:26.516	33.994	28.181	24.341	249.4	32:41.287
39	Santino PANETTA					ARG							
	Hitech					Dallara 326							
1	1:34.117	38.647	30.037	25.433		1:34.117							
2	1:42.552	34.517	38.612	29.423	250.0	3:16.669							
3	2:05.324	51.332	42.039	31.953	128.4	5:21.993							
4	2:15.949	1:01.988	40.180	33.781	53.7	7:37.942							
5	2:13.754	55.473	41.599	36.682	71.7	9:51.696							
6	1:27.697	34.525	28.603	24.569	259.6	11:19.393							
7	1:26.948	34.258	28.503	24.187	254.7	12:46.341							


E3
SWC - R2 JARAMA
Race 1
Sector Analysis

_ Invalidated Lap

 Personal Best

 Session Best

 B Crossing the pit lane

Lap	Time	Sector 1	Sector 2	Sector 3	T.Sp	Elapsed	Lap	Time	Sector 1	Sector 2	Sector 3	T.Sp	Elapsed	
74	Yani STEVENHEYDENS						BEL	14	1:58.899	45.432	41.404	32.063	131.7	25:29.089
	GRS						Dallara 326	15	1:27.981	34.862	28.770	24.349	254.7	26:57.070
1	1:35.111	39.934	30.319	24.858		1:35.111	16	1:27.437	34.683	28.433	24.321	259.6	28:24.507	
2	1:45.035	35.140	41.437	28.458	251.2	3:20.146	17	1:26.921	34.180	28.399	24.342	252.3	29:51.428	
3	2:04.442	50.355	42.656	31.431	138.8	5:24.588	18	1:27.133	34.223	28.533	24.377	251.7	31:18.561	
4	2:17.184	1:01.619	42.602	32.963	39.8	7:41.772	19	1:26.590	33.933	28.262	24.395	257.8	32:45.151	
5	2:11.071	54.258	42.649	34.164	71.1	9:52.843								
6	1:28.954	34.449	29.893	24.612	252.3	11:21.797								
7	1:27.286	34.212	28.562	24.512	252.9	12:49.083								
8	1:26.988	34.039	28.488	24.461	251.2	14:16.071								
9	1:28.242	34.493	28.925	24.824	252.3	15:44.313								
10	1:43.327	38.498	37.815	27.014	244.9	17:27.640								
11	2:13.030	39.808	56.884	36.338	162.2	19:40.670								
12	1:57.836	42.959	44.677	30.200	143.8	21:38.506								
13	1:57.388	47.002	39.192	31.194	121.8	23:35.894								
14	1:54.573	43.636	43.429	27.508	121.6	25:30.467								
15	1:28.433	34.803	29.096	24.534	254.7	26:58.900								
16	1:29.533	34.953	29.168	25.412	253.5	28:28.433								
17	1:26.320	33.924	28.135	24.261	247.1	29:54.753								
18	1:26.727	34.114	28.297	24.316	247.7	31:21.480								
19	1:26.962	34.016	28.396	24.550	248.8	32:48.442								
91	Lorenzo CAMPOS						AGO							
	Double R						Dallara 326							
1	1:35.484	39.970	30.330	25.184		1:35.484								
2	1:46.759	36.259	41.671	28.829	247.1	3:22.243								
3	2:03.865	49.825	42.638	31.402	132.2	5:26.108								
4	2:17.602	1:02.587	41.716	33.299	40.2	7:43.710								
5	2:09.809	54.043	42.409	33.357	71.6	9:53.519								
6	1:28.992	34.836	29.281	24.875	253.5	11:22.511								
7	1:27.449	34.174	28.634	24.641	250.0	12:49.960								
8	1:27.198	34.290	28.349	24.559	251.2	14:17.158								
99	René LAMMERS						NLD							
	MP Motorsport						Dallara 326							
1	1:27.837	35.032	28.452	24.353		1:27.837								
2	1:32.442	33.706	31.730	27.006	248.8	3:00.279								
3	2:08.166	54.149	40.228	33.789	147.1	5:08.445								
4	2:15.691	1:00.958	40.381	34.352	85.7	7:24.136								
5	2:23.236	58.075	40.112	45.049	78.4	9:47.372								
6	1:26.463	34.241	28.206	24.016	250.0	11:13.835								
7	1:25.951	33.604	28.119	24.228	250.6	12:39.786								
8	1:26.316	33.822	28.197	24.297	247.1	14:06.102								
9	1:26.259	33.726	28.102	24.431	246.6	15:32.361								
10	1:35.217	34.161	34.070	26.986	244.9	17:07.578								
11	2:17.186	44.878	50.346	41.962	179.7	19:24.764								
12	1:58.969	44.550	41.749	32.670	202.2	21:23.733								
13	1:58.328	44.827	40.722	32.779	185.2	23:22.061								
14	2:04.043	45.493	40.822	37.728	173.1	25:26.104								
15	1:26.755	34.158	28.381	24.216	251.2	26:52.859								
16	1:26.329	33.834	28.131	24.364	248.8	28:19.188								
17	1:26.235	33.819	28.306	24.110	248.3	29:45.423								
18	1:25.993	33.715	28.197	24.081	247.1	31:11.416								
19	1:25.677	33.545	27.934	24.198	249.4	32:37.093								
77	Bart HARRISON						GBR							
	Double R						Dallara 326							
1	1:32.909	38.549	29.465	24.895		1:32.909								
2	1:40.295	35.145	36.493	28.657	245.5	3:13.204								
3	2:04.820	49.793	42.874	32.153	114.2	5:18.024								
4	2:16.820	1:01.791	40.774	34.255	61.2	7:34.844								
5	2:15.832	54.654	42.081	39.097	76.2	9:50.676								
6	1:29.153	35.390	29.047	24.716	245.5	11:19.829								
7	1:27.234	34.281	28.305	24.648	247.1	12:47.063								
8	1:27.195	34.301	28.382	24.512	247.7	14:14.258								
9	1:28.021	34.904	28.551	24.566	247.7	15:42.279								
10	1:40.300	35.678	37.245	27.377	245.5	17:22.579								
11	2:12.429	40.202	54.928	37.299	199.6	19:35.008								
12	1:58.142	44.811	42.093	31.238	149.2	21:33.150								
13	1:57.455	47.382	38.441	31.632	129.0	23:30.605								
14	1:58.559	45.479	41.726	31.354	125.9	25:29.164								
15	1:28.342	35.009	28.692	24.641	248.8	26:57.506								
16	1:53.664 B	50.130	30.811	32.723	252.3	28:51.170								
84	Genaro TRAPPA						ARG							
	Hitech						Dallara 326							
1	1:33.621	38.959	29.616	25.046		1:33.621								
2	1:41.076	34.650	37.846	28.580	251.2	3:14.697								
3	2:04.771	51.328	40.704	32.739	125.4	5:19.468								
4	2:16.275	1:01.858	40.360	34.057	56.2	7:35.743								
5	2:15.231	55.151	41.340	38.740	71.7	9:50.974								
6	1:27.964	34.939	28.586	24.439	254.1	11:18.938								
7	1:27.247	34.266	28.542	24.439	250.6	12:46.185								
8	1:27.291	34.347	28.412	24.532	254.7	14:13.476								
9	1:28.317	35.497	28.351	24.469	248.3	15:41.793								
10	1:39.914	35.809	36.708	27.397	246.6	17:21.707								
11	2:12.828	40.470	54.593	37.765	208.9	19:34.535								
12	1:58.012	44.786	41.474	31.752	160.0	21:32.547								
13	1:57.643	47.361	38.268	32.014	121.9	23:30.190								