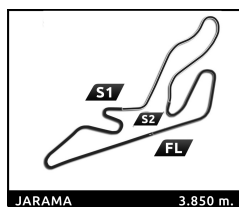

E3
SWC - R2 JARAMA
Sprint Race
Sector Analysis

— Invalidated Lap ■ Personal Best ■ Session Best B Crossing the pit lane


Lap	Time	Sector 1	Sector 2	Sector 3	T.Sp	Elapsed	Lap	Time	Sector 1	Sector 2	Sector 3	T.Sp	Elapsed
2	Kacper SZTUKA POL						9 Thomas STRAUVEN BEL						
	Tecnicar by Amtog						Campos Racing						
	Dallara 326						Dallara 326						
1	1:51.099	38.710	43.302	29.087		1:51.099	1	1:47.933	37.552	41.693	28.688		1:47.933
2	10:38.930B	1:11.014	40.754	8:47.162	92.0	12:30.029	2	10:39.932B	1:11.716	40.736	8:47.480	81.1	12:27.865
3	2:06.980	46.019	40.096	40.865	164.9	14:37.009	3	2:08.586	45.131	40.662	42.793	136.4	14:36.451
4	1:29.371	35.801	28.915	24.655	252.9	16:06.380	4	1:28.172	35.196	28.467	24.509	248.8	16:04.623
5	1:28.528	35.165	28.851	24.512	253.5	17:34.908	5	1:26.586	33.803	28.299	24.484	254.7	17:31.209
6	1:27.324	34.650	28.375	24.299	234.3	19:02.232	6	1:26.379	33.853	28.247	24.279	254.1	18:57.588
7	1:26.732	33.979	28.535	24.218	244.3	20:28.964	7	1:26.301	33.702	28.284	24.315	251.2	20:23.889
8	1:26.983	34.246	28.427	24.310	247.1	21:55.947	8	1:26.234	33.926	28.131	24.177	248.8	21:50.123
9	1:42.527	35.820	38.586	28.121	247.1	23:38.474	9	1:42.648	35.726	38.795	28.127	250.6	23:32.771
10	2:14.576	45.035	42.923	46.618	144.0	25:53.050	10	2:12.600	46.405	42.025	44.170	138.1	25:45.371
11	2:12.334	43.726	46.934	41.674	124.0	28:05.384	11	2:14.911	46.115	47.383	41.413	128.6	28:00.282
12	1:55.523	44.543	41.378	29.602	133.5	30:00.907	12	1:58.907	44.028	41.172	33.707	145.7	29:59.189
4	Ean EYCKMANS BEL						11 Luca VIISOREANU ROU						
	MP Motorsport						TC Racing						
	Dallara 326						Dallara 326						
1	1:47.068	37.099	40.301	29.668		1:47.068	1	2:01.174	40.683	48.387	32.104		2:01.174
2	10:40.276B	1:11.790	40.775	8:47.711	76.3	12:27.344	2	10:36.542B	1:09.614	39.975	8:46.953	109.0	12:37.716
3	2:08.807	44.819	40.789	43.199	147.1	14:36.151	3	2:00.669	45.595	38.888	36.186	166.7	14:38.385
4	1:27.179	34.541	28.286	24.352	251.2	16:03.330	4	1:29.276	35.721	28.929	24.626	249.4	16:07.661
5	1:26.112	33.820	28.042	24.250	250.6	17:29.442	5	1:28.149	34.729	28.970	24.450	257.1	17:35.810
6	1:26.101	33.814	28.047	24.240	249.4	18:55.543	6	1:26.818	34.225	28.288	24.305	266.0	19:02.628
7	1:26.069	33.727	28.214	24.128	249.4	20:21.612	7	1:26.807	34.130	28.448	24.229	253.5	20:29.435
8	1:26.010	33.728	28.071	24.211	250.0	21:47.622	8	1:26.822	33.976	28.483	24.363	260.2	21:56.257
9	1:42.928	36.151	38.823	27.954	248.8	23:30.550	9	1:43.196	35.880	39.774	27.542	259.6	23:39.453
10	2:13.351	46.959	41.631	44.761	149.6	25:43.901	10	2:14.540	44.644	43.188	46.708	144.8	25:53.993
11	2:14.611	44.767	47.842	42.002	145.0	27:58.512	11	2:12.193	43.919	47.149	41.125	128.1	28:06.186
12	1:59.769	44.153	41.092	34.524	157.0	29:58.281	12	1:54.989	44.165	41.534	29.290	136.9	30:01.175
5	Patrick HEUZENROEDER AUS						12 Gianmarco PRADEL AUS						
	Campos Racing						MP Motorsport						
	Dallara 326						Dallara 326						
1	1:48.832	38.195	41.977	28.660		1:48.832	1	1:49.484	38.397	42.462	28.625		1:49.484
2	10:40.056B	1:11.881	40.773	8:47.402	84.2	12:28.888	2	10:39.846B	1:11.816	40.720	8:47.310	81.8	12:29.330
3	2:07.726	45.589	39.973	42.164	142.3	14:36.614	3	2:07.469	46.011	39.980	41.478	156.5	14:36.799
4	1:27.354	34.673	28.306	24.375	259.0	16:03.968	4	1:27.852	35.161	28.566	24.125	254.7	16:04.651
5	1:26.380	33.823	28.187	24.370	248.3	17:30.348	5	1:26.725	34.154	28.138	24.433	250.0	17:31.376
6	1:26.194	33.798	28.166	24.230	248.3	18:56.542	6	1:26.666	33.967	28.298	24.401	252.3	18:58.042
7	1:26.153	33.817	28.168	24.168	250.0	20:22.695	7	1:26.196	33.790	28.015	24.391	248.3	20:24.238
8	1:26.051	33.659	28.171	24.221	248.8	21:48.746	8	1:26.282	33.929	28.136	24.217	250.6	21:50.520
9	1:43.425	36.270	38.511	28.644	248.8	23:32.171	9	1:42.715	35.778	39.121	27.816	249.4	23:33.235
10	2:12.537	46.213	41.841	44.483	156.3	25:44.708	10	2:13.032	46.812	41.799	44.421	136.5	25:46.267
11	2:14.575	45.965	46.984	41.626	135.8	27:59.283	11	2:14.562	45.808	47.261	41.493	125.1	28:00.829
12	1:59.370	44.445	41.058	33.867	144.8	29:58.653	12	1:58.652	44.216	41.025	33.411	145.0	29:59.481
6	Stylianios KOLOVOS GRC						14 Keanu AL AZHARI ARE						
	Drivex						Hitech						
	Dallara 326						Dallara 326						
1	2:02.666	41.429	48.618	32.619		2:02.666	1	1:46.441	36.984	39.618	29.839		1:46.441
2	10:39.853B	1:09.396	9:01.426	29.031	106.5	12:42.519	2	10:40.031B	1:11.359	41.089	8:47.583	74.3	12:26.472
3	1:56.623	42.794	38.670	35.159	187.2	14:39.142	3	2:09.322	45.199	40.552	43.571	151.0	14:35.794
4	1:30.137	36.450	28.990	24.697	251.2	16:09.279	4	1:27.153	34.559	28.248	24.346	256.5	16:02.947
5	1:27.821	34.385	28.731	24.705	254.1	17:37.100	5	1:25.915	33.643	27.969	24.303	254.1	17:28.862
6	1:28.063	34.928	28.520	24.615	253.5	19:05.163	6	1:26.113	34.047	28.094	23.972	258.4	18:54.975
7	1:28.376	35.153	28.594	24.629	250.0	20:33.539	7	1:26.077	33.668	28.304	24.105	255.9	20:21.052
							8	1:25.740	33.778	27.799	24.163	255.3	21:46.792
							9	1:43.071	36.204	38.767	28.100	253.5	23:29.863


**E3
SWC - R2 JARAMA
Sprint Race**
Sector Analysis

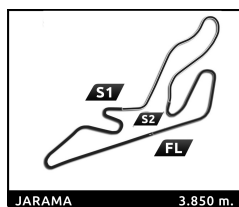
_ Invalidated Lap

 Personal Best

 Session Best

 B Crossing the pit lane

Lap	Time	Sector 1	Sector 2	Sector 3	T.Sp	Elapsed	Lap	Time	Sector 1	Sector 2	Sector 3	T.Sp	Elapsed
10	2:13.308	46.900	41.492	44.916	166.7	25:43.171	11	2:12.627	43.010	47.740	41.877	125.6	28:04.802
11	2:14.654	44.713	47.907	42.034	148.8	27:57.825	12	1:55.710	43.216	42.341	30.153	145.2	30:00.512
12	1:59.859	44.237	40.981	34.641	160.0	29:57.684							
16	Bianca BUSTAMANTE					PHL	27	Heitor DALL'AGNOL					BRA
	Palou Motorsport					Dallara 326		Palou Motorsport					Dallara 326
1	2:07.437	43.156	50.888	33.393		2:07.437	1	1:43.788	35.930	37.867	29.991		1:43.788
2	10:45.613B	1:09.423	9:11.337	24.853	101.2	12:53.050	2	10:39.963B	1:11.422	40.473	8:48.068	81.1	12:23.751
3	1:47.435	35.835	39.209	32.391	222.2	14:40.485	3	2:11.251	44.577	41.264	45.410	181.5	14:35.002
4	1:29.408	35.411	28.800	25.197	254.1	16:09.893	4	1:26.652	34.435	28.184	24.033	249.4	16:01.654
5	1:27.989	34.566	28.677	24.746	248.8	17:37.882	5	1:25.606	33.525	28.068	24.013	254.7	17:27.260
6	1:27.874	34.522	28.500	24.852	252.3	19:05.756	6	1:25.876	33.660	28.075	24.141	249.4	18:53.136
7	1:28.812	35.083	29.096	24.633	254.1	20:34.568	7	1:25.719	33.602	28.105	24.012	248.8	20:18.855
8	2:53.599B	49.431	1:21.460	42.708	251.7	23:28.167	8	1:25.795	33.551	28.117	24.127	248.8	21:44.650
							9	1:42.454	35.702	38.598	28.154	250.0	23:27.104
17	Alceu FELDMANN					BRA	10	2:14.095	47.810	41.318	44.967	137.9	25:41.199
	MP Motorsport					Dallara 326	11	2:13.940	44.682	47.445	41.813	181.5	27:55.139
1	1:55.716	39.528	46.184	30.004		1:55.716	12	2:00.134	44.650	40.472	35.012	186.9	29:55.273
2	10:37.537B	1:10.983	40.122	8:46.432	87.6	12:33.253							
3	2:04.334	45.698	39.790	38.846	192.9	14:37.587	29	Gianni GIOVANELLI					ARG
4	1:28.429	35.142	28.708	24.579	252.9	16:06.016		GRS					Dallara 326
5	1:28.012	35.275	28.358	24.379	250.6	17:34.028	1	2:06.842	42.431	50.819	33.592		2:06.842
6	1:26.446	33.943	28.151	24.352	252.3	19:00.474	2	10:43.493B	1:09.387	9:09.095	25.011	111.1	12:50.335
7	1:26.332	33.757	28.119	24.456	247.7	20:26.806	3	1:49.884	37.497	39.259	33.128	209.7	14:40.219
8	1:26.649	34.081	28.191	24.377	251.2	21:53.455	4	1:30.405	36.035	29.938	24.432	247.7	16:10.624
9	1:42.432	36.500	37.979	27.953	250.6	23:35.887	5	1:29.771	34.408	28.542	26.821	256.5	17:40.395
10	2:15.218	45.579	43.280	46.359	124.7	25:51.105	6	1:26.946	34.140	28.217	24.589	251.7	19:07.341
11	2:12.390	42.898	47.785	41.707	137.8	28:03.495	7	1:27.750	34.231	28.829	24.690	255.9	20:35.091
12	1:56.664	43.346	41.778	31.540	164.1	30:00.159	8	1:27.467	34.180	28.400	24.887	255.3	22:02.558
							9	1:42.025	36.332	38.183	27.510	219.5	23:44.583
23	Stefan BOSTANDJIEV					BGR	10	2:14.867	44.858	43.432	46.577	159.3	25:59.450
	Hitech					Dallara 326	11	2:12.703	44.936	46.908	40.859	130.3	28:12.153
1	1:43.099	35.254	37.169	30.676		1:43.099	12	1:54.071	45.658	38.821	29.592	133.7	30:06.224
2	10:39.787B	1:11.136	40.382	8:48.269	82.0	12:22.886							
3	2:11.791	44.565	41.453	45.773	174.8	14:34.677	31	Renzo BARBUY					ARG
4	1:26.063	34.087	28.065	23.911	237.4	16:00.740		TC Racing					Dallara 326
5	1:25.775	33.552	27.969	24.254	241.1	17:26.515	1	2:01.902	41.085	48.401	32.416		2:01.902
6	1:25.597	33.505	28.009	24.083	242.2	18:52.112	2	10:36.508B	1:09.439	8:57.092	29.977	107.5	12:38.410
7	1:25.702	33.413	28.080	24.209	242.7	20:17.814	3	2:00.433	45.870	38.408	36.155	169.5	14:38.843
8	1:25.800	33.667	28.104	24.029	241.6	21:43.614	4	1:29.206	35.551	28.937	24.718	252.9	16:08.049
9	1:42.180	35.723	37.682	28.775	246.6	23:25.794	5	1:28.875	34.698	29.326	24.851	254.7	17:36.924
10	2:14.550	48.342	41.085	45.123	139.2	25:40.344	6	1:28.185	34.432	28.876	24.877	259.6	19:05.109
11	2:13.841	44.660	47.013	42.168	179.1	27:54.185	7	1:27.904	34.930	28.524	24.450	248.8	20:33.013
12	2:00.035	44.871	40.095	35.069	172.0	29:54.220	8	1:27.349	34.112	28.529	24.708	254.7	22:00.362
							9	1:42.362	35.834	38.643	27.885	244.3	23:42.724
26	Yuanpu CUI					CHN	10	2:14.420	43.574	44.067	46.779	129.5	25:57.144
	Double R					Dallara 326	11	2:12.311	44.280	46.849	41.182	120.4	28:09.455
1	1:54.700	39.336	45.132	30.232		1:54.700	12	1:55.394	45.165	40.427	29.802	139.2	30:04.849
2	10:37.909B	1:11.672	39.367	8:46.870	89.8	12:32.609							
3	2:04.755	45.860	39.200	39.695	167.7	14:37.364	33	Rafael PERARD					FRA
4	1:29.345	35.683	29.156	24.506	250.6	16:06.709		Palou Motorsport					Dallara 326
5	1:27.395	34.892	28.375	24.128	252.9	17:34.104	1	2:05.632	42.175	50.291	33.166		2:05.632
6	1:26.746	34.264	28.223	24.259	247.1	19:00.850	2	10:42.253B	1:09.835	9:07.086	25.332	107.2	12:47.885
7	1:26.137	33.867	28.193	24.077	250.6	20:26.987	3	1:51.551	39.219	38.767	33.565	202.6	14:39.436
8	1:26.625	34.209	28.219	24.197	248.3	21:53.612	4	1:29.347	35.631	28.950	24.766	230.3	16:08.783
9	1:42.852	37.426	38.119	27.307	252.3	23:36.464	5	1:30.118	37.714	28.140	24.264	255.3	17:38.901
10	2:15.711	45.762	43.458	46.491	131.9	25:52.175	6	1:26.991	33.843	28.424	24.724	253.5	19:05.892
							7	1:27.900	34.799	28.741	24.360	253.5	20:33.792

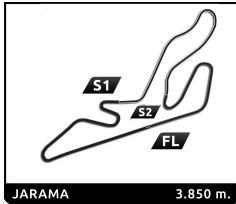


E3 SWC - R2 JARAMA Sprint Race

Sector Analysis

— Invalidated Lap ■ Personal Best ■ Session Best ■ Crossing the pit lane

Lap	Time	Sector 1	Sector 2	Sector 3	T.Sp	Elapsed	Lap	Time	Sector 1	Sector 2	Sector 3	T.Sp	Elapsed
8	1:27.581	34.643	28.318	24.620	255.3	22:01.373	5	1:26.698	34.541	27.997	24.160	253.5	17:33.192
9	1:42.113	36.375	38.243	27.495	251.2	23:43.486	6	1:25.969	33.782	28.070	24.117	248.3	18:59.161
10	2:15.068	45.107	43.431	46.530	142.3	25:58.554	7	1:26.388	33.881	28.127	24.380	249.4	20:25.549
11	2:12.341	45.045	45.802	41.494	120.9	28:10.895	8	1:26.676	34.201	28.136	24.339	246.0	21:52.225
12	1:54.672	46.036	39.014	29.622	145.9	30:05.567	9	1:42.919	35.531	39.287	28.101	246.0	23:35.144
37 Filippo FIORENTINO BRA Drivex Dallara 326							10 2:13.306 45.818 42.579 44.909 142.1 25:48.450						
1 2:03.772 41.646 49.200 32.926 2:03.772							11 2:14.204 44.815 47.696 41.693 137.2 28:02.654						
2 10:41.155 B 1:08.981 9:06.186 25.988 94.7 12:44.927							12 1:57.334 43.355 41.945 32.034 158.4 29:59.988						
3 1:54.346 41.097 39.009 34.240 183.7 14:39.273							77 Bart HARRISON GBR Double R Dallara 326						
4 1:29.176 35.407 28.899 24.870 248.8 16:08.449							1 2:08.463 43.861 51.520 33.082 2:08.463						
5 1:27.936 34.482 28.967 24.487 254.1 17:36.385							2 10:45.885 B 1:09.233 9:11.966 24.686 107.8 12:54.348						
6 1:27.152 34.433 28.426 24.293 254.1 19:03.537							3 1:46.221 35.444 39.201 31.576 196.7 14:40.569						
1:26.370 33.920 28.168 24.282 253.5 20:29.907							4 1:29.081 35.545 28.807 24.729 245.5 16:09.650						
8 1:26.594 33.926 28.350 24.318 254.1 21:56.501							5 1:27.591 34.540 28.473 24.578 251.7 17:37.241						
9 1:43.598 36.515 39.612 27.471 223.1 23:40.099							6 1:27.156 34.338 28.335 24.483 251.7 19:04.397						
10 2:14.934 44.370 43.613 46.951 141.9 25:55.033							7 1:27.420 34.683 28.492 24.245 247.7 20:31.817						
11 2:12.152 43.907 46.986 41.259 142.1 28:07.185							8 1:26.230 33.901 28.096 24.233 244.9 21:58.047						
12 1:54.918 44.154 41.326 29.438 147.1 30:02.103							9 1:44.074 36.708 39.211 28.155 247.7 23:42.121						
39 Santino PANETTA ARG Hitech Dallara 326							10 2:14.607 43.540 44.139 46.928 134.0 25:56.728						
1 1:54.116 39.031 44.389 30.696 1:54.116							11 2:11.823 43.879 47.063 40.881 128.6 28:08.551						
2 10:37.834 B 1:11.391 39.470 8:46.973 84.2 12:31.950							12 1:56.077 45.388 40.748 29.941 136.9 30:04.628						
3 2:05.224 45.356 39.339 40.529 175.3 14:37.174							84 Genaro TRAPPA ARG Hitech Dallara 326						
4 1:28.148 35.179 28.503 24.466 255.9 16:05.322							1 1:59.198 39.934 47.383 31.881 1:59.198						
5 1:26.624 33.947 28.215 24.462 259.6 17:31.946							2 10:36.799 B 1:10.321 39.733 8:46.745 123.1 12:35.997						
6 1:26.572 34.081 28.252 24.239 254.1 18:58.518							3 2:02.258 45.940 38.743 37.575 158.8 14:38.255						
1:26.457 34.081 28.147 24.229 257.1 20:24.975							4 1:29.158 35.247 29.078 24.833 255.9 16:07.413						
8 1:26.485 33.861 28.226 24.398 255.9 21:51.460							5 1:27.627 34.659 28.715 24.253 251.2 17:35.040						
9 1:43.095 35.885 38.878 28.332 250.6 23:34.555							6 3:11.211 1:17.672 1:28.654 24.885 257.8 20:46.251						
10 2:13.161 46.069 41.828 45.264 124.9 25:47.716							7 1:27.232 34.607 28.293 24.332 243.2 22:13.483						
11 2:14.439 45.102 47.142 42.195 119.2 28:02.155							8 1:32.533 34.839 30.541 27.153 242.7 23:46.016						
12 1:57.609 43.436 41.297 32.876 151.7 29:59.764							9 2:16.189 45.112 42.674 48.403 130.1 26:02.205						
41 Alex POWELL USA Campos Racing Dallara 326							10 2:11.778 44.272 47.140 40.366 117.3 28:13.983						
1 1:44.265 36.329 38.236 29.700 1:44.265							11 1:54.097 46.171 38.433 29.493 127.1 30:08.080						
2 10:40.278 B 1:11.679 40.501 8:48.098 76.1 12:24.543							91 Lorenzo CAMPOS AGO Double R Dallara 326						
3 2:10.859 44.394 41.671 44.794 159.1 14:35.402							1 1:59.900 40.321 47.603 31.976 1:59.900						
4 1:26.500 34.220 28.219 24.061 250.6 16:01.902							2 10:37.003 B 1:10.229 39.909 8:46.865 106.3 12:36.903						
5 1:25.896 33.737 28.037 24.122 255.9 17:27.798							3 2:01.399 45.662 38.893 36.844 160.5 14:38.302						
6 1:25.899 33.763 28.093 24.043 251.2 18:53.697							4 1:29.112 35.466 29.040 24.606 247.7 16:07.414						
7 1:25.896 33.719 27.955 24.222 251.2 20:19.593							5 1:28.082 34.896 28.700 24.486 251.7 17:35.496						
8 1:25.798 33.662 28.096 24.040 251.2 21:45.391							6 1:27.847 35.106 28.389 24.352 252.9 19:03.343						
9 1:42.603 35.717 38.777 28.109 252.3 23:27.994							7 1:27.269 34.528 28.380 24.361 247.7 20:30.612						
10 2:13.551 47.401 41.470 44.680 144.0 25:41.545							8 1:26.681 34.268 28.239 24.174 247.1 21:57.293						
11 2:13.913 44.770 47.483 41.660 156.1 27:55.458							9 1:43.546 36.325 39.707 27.514 247.7 23:40.839						
12 2:00.676 45.206 40.325 35.145 152.5 29:56.134							10 2:14.776 44.129 43.657 46.990 139.9 25:55.615						
74 Yani STEVENHEYDENS BEL GRS Dallara 326							11 2:12.027 43.974 46.982 41.071 125.4 28:07.642						
1 1:57.492 39.808 46.938 30.746 1:57.492							12 1:55.421 44.970 40.869 29.582 139.9 30:03.063						
2 10:36.410 B 1:09.889 40.330 8:46.191 121.1 12:33.902							99 René LAMMERS NLD MP Motorsport Dallara 326						
3 2:03.770 45.642 40.245 37.883 175.9 14:37.672							1 1:45.102 36.599 38.944 29.559 1:45.102						
4 1:28.822 35.335 28.965 24.522 251.2 16:06.494							2 10:40.067 B 1:11.850 40.635 8:47.582 75.2 12:25.169						



E3

SWC - R2 JARAMA

Sprint Race

Sector Analysis

— Invalidated Lap

■ Personal Best

■ Session Best

■ Crossing the pit lane

Lap	Time	Sector 1	Sector 2	Sector 3	T.Spd	Elapsed	Lap	Time	Sector 1	Sector 2	Sector 3	T.Spd	Elapsed
3	2:10.429	45.451	40.790	44.188	134.0	14:35.598							
4	1:26.883	34.535	28.227	24.121	248.8	16:02.481							
5	1:26.063	33.668	28.195	24.200	248.8	17:28.544							
6	1:26.070	33.914	28.040	24.116	247.1	18:54.614							
7	1:26.018	33.817	28.106	24.095	247.1	20:20.632							
8	1:25.692	33.526	27.931	24.235	246.0	21:46.324							
9	1:43.004	35.892	38.878	28.234	247.7	23:29.328							
10	2:12.918	46.696	41.456	44.766	148.8	25:42.246							
11	2:14.811	44.734	47.779	42.298	140.4	27:57.057							
12	1:59.795	44.482	40.748	34.565	161.2	29:56.852							