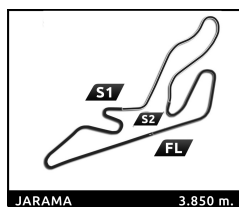


E3 SWC - R2 JARAMA Qualifying 2

Sector Analysis

— Invalidated Lap ■ Personal Best ■ Session Best B Crossing the pit lane


| Lap | Time | Sector 1 | Sector 2 | Sector 3 | T.Sp | Elapsed | Lap | Time | Sector 1 | Sector 2 | Sector 3 | T.Sp | Elapsed | | |
|----------|--|---------------|---------------|---------------|-------|-----------|--|-----------------|---------------|---------------|---------------|-------|-----------|--|--|
| 2 | Kacper SZTUKA POL Tecnicar by Amtog Dallara 326 | | | | | | 7 Christopher EL FEGHALI LBN Drivex Dallara 326 | | | | | | | | |
| 1 | 2:10.636 | 1:10.753 | 33.400 | 26.483 | 68.7 | 2:10.636 | 1 | 2:05.369 | 1:05.749 | 33.796 | 25.824 | 59.8 | 2:05.369 | | |
| 2 | 1:30.911 | 35.306 | 29.984 | 25.621 | 239.5 | 3:41.547 | 2 | 1:27.073 | 34.675 | 28.220 | 24.178 | 240.0 | 3:32.442 | | |
| 3 | 1:25.846 | 33.729 | 28.071 | 24.046 | 241.6 | 5:07.393 | 3 | 1:25.479 | 33.496 | 27.933 | 24.050 | 246.0 | 4:57.921 | | |
| 4 | 1:32.093 B | 33.445 | 28.025 | 30.623 | 240.5 | 6:39.486 | 4 | 1:33.675 B | 33.326 | 28.569 | 31.780 | 247.1 | 6:31.596 | | |
| 5 | 3:02.506 | 2:04.989 | 31.621 | 25.896 | 93.3 | 9:41.992 | 5 | 4:29.899 | 3:33.355 | 30.539 | 26.005 | 71.7 | 11:01.495 | | |
| 6 | 1:30.031 | 36.420 | 29.047 | 24.564 | 236.3 | 11:12.023 | 6 | 1:28.802 | 35.208 | 29.023 | 24.571 | 243.8 | 12:30.297 | | |
| 7 | 1:30.091 | 34.127 | 28.348 | 27.616 | 241.1 | 12:42.114 | 7 | 1:26.817 | 34.686 | 28.131 | 24.000 | 247.1 | 13:57.114 | | |
| 8 | 1:25.514 | 33.687 | 27.950 | 23.877 | 242.7 | 14:07.628 | 8 | 1:24.795 | 33.144 | 27.800 | 23.851 | 247.1 | 15:21.909 | | |
| 9 | 1:25.054 | 33.255 | 27.882 | 23.917 | 242.7 | 15:32.682 | 9 | 1:24.736 | 33.161 | 27.738 | 23.837 | 247.1 | 16:46.645 | | |
| 10 | 1:27.134 | 33.283 | 28.778 | 25.073 | 244.9 | 16:59.816 | 10 | 1:24.709 | 33.075 | 27.753 | 23.881 | 248.8 | 18:11.354 | | |
| 11 | 1:25.670 | 33.394 | 28.154 | 24.122 | 242.7 | 18:25.486 | 11 | 1:37.508 B | 37.379 | 30.121 | 30.008 | 245.5 | 19:48.862 | | |
| 12 | 1:35.423 B | 33.476 | 28.086 | 33.861 | 243.2 | 20:00.909 | | | | | | | | | |
| 4 | Ean EYCKMANS BEL MP Motorsport Dallara 326 | | | | | | 9 Thomas STRAUVEN BEL Campos Racing Dallara 326 | | | | | | | | |
| 1 | 1:42.887 | 45.721 | 31.709 | 25.457 | 103.3 | 1:42.887 | 1 | 2:18.403 | 1:20.465 | 31.672 | 26.266 | 66.2 | 2:18.403 | | |
| 2 | 1:29.021 | 35.658 | 28.984 | 24.379 | 225.0 | 3:11.908 | 2 | 1:33.335 | 35.864 | 32.160 | 25.311 | 240.5 | 3:51.738 | | |
| 3 | 1:33.522 B | 33.905 | 28.125 | 31.492 | 241.1 | 4:45.430 | 3 | 1:25.993 | 33.682 | 28.042 | 24.269 | 243.8 | 5:17.731 | | |
| 4 | 6:48.675 | 5:48.400 | 32.949 | 27.326 | 76.7 | 11:34.105 | 4 | 1:26.027 | 33.799 | 28.007 | 24.221 | 244.3 | 6:43.758 | | |
| 5 | 1:36.100 | 37.114 | 32.934 | 26.052 | 222.7 | 13:10.205 | 5 | 1:32.927 B | 33.661 | 28.082 | 31.184 | 243.2 | 8:16.685 | | |
| 6 | 1:25.129 | 33.581 | 27.836 | 23.712 | 242.2 | 14:35.334 | 6 | 4:32.822 | 3:33.473 | 31.448 | 27.901 | 82.8 | 12:49.507 | | |
| 7 | 1:25.090 | 33.185 | 27.732 | 24.173 | 243.2 | 16:00.424 | 7 | 1:31.054 | 37.758 | 28.965 | 24.331 | 241.1 | 14:20.561 | | |
| 8 | 1:25.008 | 33.393 | 27.930 | 23.685 | 243.2 | 17:25.432 | 8 | 1:26.032 | 33.691 | 28.178 | 24.163 | 242.2 | 15:46.593 | | |
| 9 | 1:31.356 B | 33.311 | 27.878 | 30.167 | 242.7 | 18:56.788 | 9 | 1:25.972 | 33.693 | 28.133 | 24.146 | 242.2 | 17:12.565 | | |
| | | | | | | | 10 | 1:28.981 | 36.667 | 28.206 | 24.108 | 238.4 | 18:41.546 | | |
| | | | | | | | 11 | 1:25.989 | 33.706 | 28.125 | 24.158 | 245.5 | 20:07.535 | | |
| 5 | Patrick HEUZENROEDER AUS Campos Racing Dallara 326 | | | | | | 10 Enzo TARNVANICHKUL THA Campos Racing Dallara 326 | | | | | | | | |
| 1 | 2:15.126 | 1:17.231 | 31.619 | 26.276 | 60.9 | 2:15.126 | 1 | 2:34.373 | 1:38.421 | 30.354 | 25.598 | 106.5 | 2:34.373 | | |
| 2 | 1:32.253 | 36.276 | 30.179 | 25.798 | 217.3 | 3:47.379 | 2 | 1:31.702 | 35.153 | 28.868 | 27.681 | 223.1 | 4:06.075 | | |
| 3 | 1:26.390 | 34.026 | 28.203 | 24.161 | 241.1 | 5:13.769 | 3 | 1:26.121 | 33.999 | 28.138 | 23.984 | 240.0 | 5:32.196 | | |
| 4 | 1:26.540 | 34.019 | 28.261 | 24.260 | 244.3 | 6:40.309 | 4 | 1:25.418 | 33.479 | 27.957 | 23.982 | 242.7 | 6:57.614 | | |
| 5 | 1:33.983 B | 33.821 | 28.279 | 31.883 | 238.9 | 8:14.292 | 5 | 1:31.052 B | 33.695 | 28.030 | 29.327 | 241.1 | 8:28.666 | | |
| 6 | 4:14.274 | 3:09.451 | 38.057 | 26.766 | 96.1 | 12:28.566 | 6 | 3:59.228 | 2:55.973 | 37.467 | 25.788 | 102.1 | 12:27.894 | | |
| 7 | 1:36.041 | 35.226 | 35.099 | 25.716 | 231.8 | 14:04.607 | 7 | 1:34.979 | 35.874 | 34.148 | 24.957 | 233.3 | 14:02.873 | | |
| 8 | 1:26.228 | 33.857 | 28.231 | 24.140 | 242.7 | 15:30.835 | 8 | 1:25.367 | 33.600 | 27.859 | 23.908 | 244.3 | 15:28.240 | | |
| 9 | 1:25.467 | 33.377 | 28.028 | 24.062 | 243.2 | 16:56.302 | 9 | 1:25.251 | 33.369 | 28.009 | 23.873 | 245.5 | 16:53.491 | | |
| 10 | 1:25.482 | 33.340 | 28.110 | 24.032 | 243.8 | 18:21.784 | 10 | 1:25.262 | 33.292 | 27.968 | 24.002 | 248.3 | 18:18.753 | | |
| 11 | 1:25.837 | 33.509 | 28.144 | 24.184 | 243.2 | 19:47.621 | 11 | 1:25.460 | 33.435 | 27.950 | 24.075 | 247.1 | 19:44.213 | | |
| 12 | 1:34.322 B | 33.459 | 28.183 | 32.680 | 242.7 | 21:21.943 | 12 | 1:25.314 | 33.351 | 27.945 | 24.018 | 244.9 | 21:09.527 | | |
| 6 | Stylios KOLOVOS GRC Drivex Dallara 326 | | | | | | 11 Luca VIISOREANU ROU TC Racing Dallara 326 | | | | | | | | |
| 1 | 2:07.903 | 1:07.261 | 34.323 | 26.319 | 62.0 | 2:07.903 | 1 | 7:31.794 | 6:30.263 | 34.307 | 27.224 | 87.1 | 7:31.794 | | |
| 2 | 1:36.090 | 36.159 | 34.421 | 25.510 | 223.6 | 3:43.993 | 2 | 1:34.620 | 38.415 | 30.760 | 25.445 | 204.5 | 9:06.414 | | |
| 3 | 1:28.645 | 35.303 | 28.658 | 24.684 | 243.8 | 5:12.638 | 3 | 1:29.616 | 36.445 | 28.917 | 24.254 | 201.1 | 10:36.030 | | |
| 4 | 1:39.522 B | 36.423 | 28.897 | 34.202 | 243.8 | 6:52.160 | 4 | 1:25.922 | 33.953 | 28.044 | 23.925 | 242.7 | 12:01.952 | | |
| 5 | 4:55.853 | 3:50.743 | 34.665 | 30.445 | 86.5 | 11:48.013 | 5 | 1:25.515 | 33.636 | 27.931 | 23.948 | 244.9 | 13:27.467 | | |
| 6 | 1:34.449 | 39.011 | 29.336 | 26.102 | 189.5 | 13:22.462 | 6 | 1:25.320 | 33.464 | 27.945 | 23.911 | 245.5 | 14:52.787 | | |
| 7 | 1:28.440 | 34.378 | 29.277 | 24.785 | 245.5 | 14:50.902 | 7 | 1:25.724 | 33.689 | 27.965 | 24.070 | 246.0 | 16:18.511 | | |
| 8 | 1:26.104 | 33.784 | 28.068 | 24.252 | 248.3 | 16:17.006 | 8 | 1:25.627 | 33.478 | 28.073 | 24.076 | 246.6 | 17:44.138 | | |
| 9 | 1:26.232 | 33.817 | 28.105 | 24.310 | 248.3 | 17:43.238 | 9 | 1:35.055 B | 34.819 | 29.181 | 31.055 | 247.1 | 19:19.193 | | |
| 10 | 1:25.775 | 33.605 | 27.973 | 24.197 | 248.3 | 19:09.013 | | | | | | | | | |
| 11 | 1:26.098 | 33.737 | 27.981 | 24.380 | 247.7 | 20:35.111 | | | | | | | | | |


**E3
SWC - R2 JARAMA
Qualifying 2**
Sector Analysis

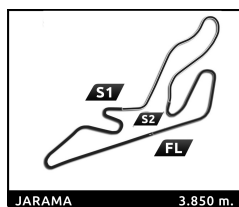
_ Invalidated Lap

 Personal Best

 Session Best

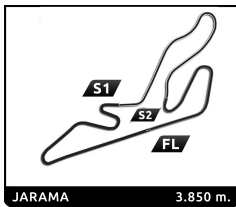
 Crossing the pit lane

| Lap | Time | Sector 1 | Sector 2 | Sector 3 | T.Sp | Elapsed | Lap | Time | Sector 1 | Sector 2 | Sector 3 | T.Sp | Elapsed | |
|-----------|-------------------------------|-----------------|-----------------|---------------|---------------|---------|-----|-----------------|-----------------|---------------|---------------|--------|-----------|-----------|
| 12 | Gianmarco PRADEL AUS | | | | | | | 3 | 1:31.026 | 34.482 | 30.549 | 25.995 | 240.5 | 10:42.719 |
| | MP Motorsport Dallara 326 | | | | | | | 4 | 1:26.841 | 34.196 | 28.194 | 24.451 | 240.5 | 12:09.560 |
| | 1 | 1:40.691 | 43.483 | 31.765 | 25.443 | 95.7 | 5 | 1:26.121 | 33.797 | 28.002 | 24.322 | 241.6 | 13:35.681 | |
| | 2 | 1:27.873 | 35.109 | 28.349 | 24.415 | 218.6 | 6 | 1:27.458 | 34.795 | 28.163 | 24.500 | 241.1 | 15:03.139 | |
| | 3 | 1:30.975 | B 33.778 | 28.232 | 28.965 | 238.9 | 7 | 1:26.064 | 33.631 | 28.114 | 24.319 | 242.2 | 16:29.203 | |
| | 4 | 6:57.150 | 5:58.504 | 32.172 | 26.474 | 89.7 | 8 | 1:26.395 | 33.809 | 28.110 | 24.476 | 243.2 | 17:55.598 | |
| | 5 | 1:42.075 | 37.098 | 35.235 | 29.742 | 214.7 | 9 | 1:28.724 | 35.465 | 28.673 | 24.586 | 242.7 | 19:24.322 | |
| | 6 | 1:28.424 | 33.787 | 29.309 | 25.328 | 244.9 | 10 | 1:42.316 | B 33.914 | 28.189 | 40.213 | 242.7 | 21:06.638 | |
| | 7 | 1:25.187 | 33.263 | 27.969 | 23.955 | 243.2 | | | | | | | | |
| | 8 | 1:25.447 | 33.114 | 28.419 | 23.914 | 243.2 | | | | | | | | |
| | 9 | 1:25.340 | 33.241 | 27.828 | 24.271 | 243.2 | | | | | | | | |
| | 10 | 1:35.929 | B 34.735 | 29.264 | 31.930 | 243.8 | | | | | | | | |
| 14 | Keanu AL AZHARI ARE | | | | | | | 1 | 8:43.347 | 7:43.236 | 33.086 | 27.025 | 88.1 | 8:43.347 |
| | Hitech Dallara 326 | | | | | | | 2 | 1:32.349 | 37.422 | 29.363 | 25.564 | 200.0 | 10:15.696 |
| | 1 | 8:38.460 | 7:37.819 | 33.472 | 27.169 | 83.9 | 3 | 1:29.070 | 35.478 | 28.548 | 25.044 | 236.3 | 11:44.766 | |
| | 2 | 1:33.372 | 37.756 | 29.866 | 25.750 | 229.3 | 4 | 1:27.338 | 34.109 | 28.531 | 24.698 | 240.5 | 13:12.104 | |
| | 3 | 1:29.490 | 35.083 | 28.942 | 25.465 | 239.5 | 5 | 1:25.522 | 33.495 | 28.002 | 24.025 | 242.7 | 14:37.626 | |
| | 4 | 1:25.936 | 33.712 | 27.994 | 24.230 | 244.3 | 6 | 1:24.989 | 33.344 | 27.756 | 23.889 | 243.2 | 16:02.615 | |
| | 5 | 1:24.567 | 33.124 | 27.744 | 23.699 | 243.8 | 7 | 1:24.957 | 33.266 | 27.809 | 23.882 | 246.0 | 17:27.572 | |
| | 6 | 1:24.311 | 32.947 | 27.743 | 23.621 | 243.8 | 8 | 1:25.276 | 33.382 | 27.900 | 24.104 | 243.2 | 18:52.848 | |
| | 7 | 1:37.923 | 35.859 | 37.502 | 24.562 | 244.3 | 9 | 1:33.643 | B 33.303 | 27.917 | 32.423 | 241.6 | 20:26.491 | |
| | 8 | 1:24.674 | 33.263 | 27.737 | 23.674 | 244.3 | | | | | | | | |
| | 9 | 1:37.576 | B 33.086 | 30.775 | 33.715 | 246.6 | | | | | | | | |
| 16 | Bianca BUSTAMANTE PHL | | | | | | | 1 | 8:57.235 | 7:46.612 | 43.944 | 26.679 | 77.5 | 8:57.235 |
| | Palou Motorsport Dallara 326 | | | | | | | 2 | 1:33.849 | 37.270 | 30.475 | 26.104 | 223.1 | 10:31.084 |
| | 1 | 1:56.692 | 56.354 | 33.021 | 27.317 | 93.5 | 3 | 1:28.955 | 35.960 | 28.658 | 24.337 | 235.8 | 12:00.039 | |
| | 2 | 1:30.637 | 36.542 | 29.307 | 24.788 | 198.9 | 4 | 1:25.915 | 33.894 | 28.060 | 23.961 | 241.6 | 13:25.954 | |
| | 3 | 1:27.324 | 34.233 | 28.463 | 24.628 | 240.5 | 5 | 1:25.270 | 33.348 | 27.927 | 23.995 | 243.8 | 14:51.224 | |
| | 4 | 1:34.426 | B 33.886 | 28.233 | 32.307 | 243.2 | 6 | 1:32.060 | 38.769 | 29.007 | 24.284 | 226.9 | 16:23.284 | |
| | 5 | 4:33.263 | 3:33.889 | 31.597 | 27.777 | 90.3 | 7 | 1:25.455 | 33.336 | 28.091 | 24.028 | 243.2 | 17:48.739 | |
| | 6 | 1:30.658 | 36.121 | 28.932 | 25.605 | 225.9 | 8 | 1:25.472 | 33.375 | 28.068 | 24.029 | 242.7 | 19:14.211 | |
| | 7 | 1:26.394 | 33.779 | 28.307 | 24.308 | 243.8 | 9 | 1:35.022 | B 33.421 | 28.187 | 33.414 | 243.8 | 20:49.233 | |
| | 8 | 1:25.990 | 33.569 | 28.086 | 24.335 | 244.3 | | | | | | | | |
| | 9 | 1:26.082 | 33.836 | 28.025 | 24.221 | 244.3 | | | | | | | | |
| | 10 | 1:25.607 | 33.324 | 28.036 | 24.247 | 244.9 | | | | | | | | |
| | 11 | 1:32.579 | 36.350 | 31.745 | 24.484 | 244.9 | | | | | | | | |
| | 12 | 1:45.225 | B 33.814 | 33.359 | 38.052 | 244.9 | | | | | | | | |
| 17 | Alceu FELDMANN BRA | | | | | | | 1 | 1:53.554 | 54.462 | 32.287 | 26.805 | 69.2 | 1:53.554 |
| | MP Motorsport Dallara 326 | | | | | | | 2 | 1:29.461 | 35.833 | 29.129 | 24.499 | 210.9 | 3:23.015 |
| | 1 | 2:27.818 | 1:29.270 | 31.437 | 27.111 | 96.3 | 3 | 1:26.331 | 33.702 | 28.184 | 24.445 | 242.7 | 4:49.346 | |
| | 2 | 1:32.121 | 36.863 | 30.468 | 24.790 | 208.1 | 4 | 1:33.398 | B 33.606 | 28.053 | 31.739 | 243.8 | 6:22.744 | |
| | 3 | 1:32.974 | B 34.160 | 28.396 | 30.418 | 238.9 | 5 | 4:55.741 | 3:58.148 | 31.971 | 25.622 | 87.4 | 11:18.485 | |
| | 4 | 5:34.395 | 4:37.093 | 31.505 | 25.797 | 93.0 | 6 | 1:29.310 | 35.852 | 28.997 | 24.461 | 216.0 | 12:47.795 | |
| | 5 | 1:30.351 | 36.664 | 28.746 | 24.941 | 205.7 | 7 | 1:25.240 | 33.474 | 27.966 | 23.800 | 244.3 | 14:13.035 | |
| | 6 | 1:25.926 | 33.712 | 28.043 | 24.171 | 242.7 | 8 | 1:24.968 | 33.100 | 27.773 | 24.095 | 246.0 | 15:38.003 | |
| | 7 | 1:25.334 | 33.333 | 27.867 | 24.134 | 246.0 | 9 | 1:24.844 | 33.116 | 27.854 | 23.874 | 246.0 | 17:02.847 | |
| | 8 | 1:33.216 | 33.810 | 34.927 | 24.479 | 246.6 | 10 | 1:44.242 | B 33.424 | 36.278 | 34.540 | 248.3 | 18:47.089 | |
| | 9 | 1:40.601 | B 33.571 | 32.501 | 34.529 | 244.9 | | | | | | | | |
| 20 | Benjamin BECKLEY CRI | | | | | | | 1 | 11:36.378 | ... | 33.051 | 26.813 | 90.0 | 11:36.378 |
| | Tecnicar by Amtog Dallara 326 | | | | | | | 2 | 1:37.498 | 38.524 | 31.083 | 27.891 | 225.9 | 13:13.876 |
| | 1 | 7:35.302 | 6:28.723 | 38.688 | 27.891 | 88.1 | 3 | 1:28.942 | 35.160 | 29.460 | 24.322 | 226.4 | 14:42.818 | |
| | 2 | 1:36.391 | 39.470 | 31.157 | 25.764 | 194.9 | 4 | 1:26.263 | 33.708 | 28.155 | 24.400 | 243.8 | 16:09.081 | |
| | | | | | | | 5 | 1:26.360 | 33.911 | 28.325 | 24.124 | 243.8 | 17:35.441 | |
| | | | | | | | 6 | 1:26.131 | 33.767 | 28.088 | 24.276 | 243.8 | 19:01.572 | |
| | | | | | | | 7 | 1:56.234 | B 44.831 | 32.459 | 38.944 | 242.7 | 20:57.806 | |
| 23 | Stefan BOSTANDJIEV BGR | | | | | | | 1 | 1:31.026 | 34.482 | 30.549 | 25.995 | 240.5 | 10:42.719 |
| | Hitech Dallara 326 | | | | | | | 4 | 1:26.841 | 34.196 | 28.194 | 24.451 | 240.5 | 12:09.560 |
| | 1 | 8:43.347 | 7:43.236 | 33.086 | 27.025 | 88.1 | 5 | 1:26.121 | 33.797 | 28.002 | 24.322 | 241.6 | 13:35.681 | |
| | 2 | 1:32.349 | 37.422 | 29.363 | 25.564 | 200.0 | 6 | 1:27.458 | 34.795 | 28.163 | 24.500 | 241.1 | 15:03.139 | |
| | 3 | 1:29.070 | 35.478 | 28.548 | 25.044 | 236.3 | 7 | 1:26.064 | 33.631 | 28.114 | 24.319 | 242.2 | 16:29.203 | |
| | 4 | 1:27.338 | 34.109 | 28.531 | 24.698 | 240.5 | 8 | 1:26.395 | 33.809 | 28.110 | 24.476 | 243.2 | 17:55.598 | |
| | 5 | 1:25.522 | 33.495 | 28.002 | 24.025 | 242.7 | 9 | 1:28.724 | 35.465 | 28.673 | 24.586 | 242.7 | 19:24.322 | |
| | 6 | 1:24.989 | 33.344 | 27.756 | 23.889 | 243.2 | 10 | 1:42.316 | B 33.914 | 28.189 | 40.213 | 242.7 | 21:06.638 | |
| | 7 | 1:24.957 | 33.266 | 27.809 | 23.882 | 246.0 | | | | | | | | |
| | 8 | 1:25.276 | 33.382 | 27.900 | 24.104 | 243.2 | | | | | | | | |
| | 9 | 1:33.643 | B 33.303 | 27.917 | 32.423 | 241.6 | | | | | | | | |
| 26 | Yuanpu CUI CHN | | | | | | | 1 | 8:57.235 | 7:46.612 | 43.944 | 26.679 | 77.5 | 8:57.235 |
| | Double R Dallara 326 | | | | | | | 2 | 1:33.849 | 37.270 | 30.475 | 26.104 | 223.1 | 10:31.084 |
| | 1 | 8:57.235 | 7:46.612 | 43.944 | 26.679 | 77.5 | 3 | 1:28.955 | 35.960 | 28.658 | 24.337 | 235.8 | 12:00.039 | |
| | 2 | 1:33.849 | 37.270 | 30.475 | 26.104 | 223.1 | 4 | 1:25.915 | 33.894 | 28.060 | 23.961 | 241.6 | 13:25.954 | |
| | 3 | 1:28.955 | 35.960 | 28.658 | 24.337 | 235.8 | 5 | 1:25.270 | 33.348 | 27.927 | 23.995 | 243.8 | 14:51.224 | |
| | 4 | 1:25.915 | 33.894 | 28.060 | 23.961 | 241.6 | 6 | 1:32.060 | 38.769 | 29.007 | 24.284 | 226.9 | 16:23.284 | |
| | 5 | 1:25.270 | 33.348 | 27.927 | 23.995 | 243.8 | 7 | 1:25.455 | 33.336 | 28.091 | 24.028 | 243.2 | 17:48.739 | |
| | 6 | 1:32.060 | 38.769 | 29.007 | 24.284 | 226.9 | 8 | 1:25.472 | 33.375 | 28.068 | 24.029 | 242.7 | 19:14.211 | |
| | 7 | 1:25.455 | 33.336 | 28.091 | 24.028 | 243.2 | 9 | 1:35.022 | B 33.421 | 28.187 | 33.414 | 243.8 | 20:49.233 | |
| | 8 | 1:25.472 | 33.375 | 28.068 | 24.029 | 242.7 | | | | | | | | |
| | 9 | 1:35.022 | B 33.421 | 28.187 | 33.414 | 243.8 | | | | | | | | |
| 27 | Heitor DALL'AGNOL BRA | | | | | | | 1 | 1:53.554 | 54.462 | 32.287 | 26.805 | 69.2 | 1:53.554 |
| | Palou Motorsport Dallara 326 | | | | | | | 2 | 1:29.461 | 35.833 | 29.129 | 24.499 | 210.9 | 3:23.015 |
| | 1 | 1:53.554 | 54.462 | 32.287 | 26.805 | 69.2 | 3 | 1:26.331 | 33.702 | 28.184 | 24.445 | 242.7 | 4:49.346 | |
| | 2 | 1:29.461 | 35.833 | 29.129 | 24.499 | 210.9 | 4 | 1:33.398 | B 33.606 | 28.053 | 31.739 | 243.8 | 6:22.744 | |
| | 3 | 1:26.331 | 33.702 | 28.184 | 24.445 | 242.7 | 5 | 4:55.741 | 3:58.148 | 31.971 | 25.622 | 87.4 | 11:18.485 | |
| | 4 | 1:33.398 | B 33.606 | 28.053 | 31.739 | 243.8 | 6 | 1:29.310 | 35.852 | 28.997 | 24.461 | 216.0 | 12:47.795 | |
| | 5 | 4:55.741 | 3:58.148 | 31.971 | 25.622 | 87.4 | 7 | 1:25.240 | 33.474 | 27.966 | 23.800 | 244.3 | 14:13.035 | |
| | 6 | 1:29.310 | 35.852 | 28.997 | 24.461 | 216.0 | 8 | 1:24.968 | 33.100 | 27.773 | 24.095 | 246.0 | 15:38.003 | |
| | 7 | 1:25.240 | 33.474 | 27.966 | 23.800 | 244.3 | 9 | 1:24.844 | 33.116 | 27.854 | 23.874 | 246.0 | 17:02.847 | |
| | 8 | 1:24.968 | 33.100 | 27.773 | 24. | | | | | | | | | |


**E3
SWC - R2 JARAMA
Qualifying 2**
Sector Analysis

— Invalidated Lap ■ Personal Best ■ Session Best **B** Crossing the pit lane

| Lap | Time | Sector 1 | Sector 2 | Sector 3 | T.Sp | Elapsed | Lap | Time | Sector 1 | Sector 2 | Sector 3 | T.Sp | Elapsed | |
|-----------|-------------------------------|---|---|---|---|---------|-----|---|---|---|---|--------|-----------|-----------|
| 31 | Renzo BARBUY ARG | | | | | | | 3 | 1:25.712 | 33.642 | 28.098 | 23.972 | 244.3 | 5:15.006 |
| | TC Racing Dallara 326 | | | | | | | 4 | 1:33.594 B | 33.441 | 28.263 | 31.890 | 246.6 | 6:48.600 |
| | 1 | 7:32.119 | 6:30.907 | 34.177 | 27.035 | 87.9 | 5 | 5:07.625 | 4:10.714 | 30.906 | 26.005 | 89.8 | 11:56.225 | |
| | 2 | 1:36.531 | 39.176 | 31.229 | 26.126 | 185.2 | 6 | 1:27.730 | 34.867 | 28.514 | 24.349 | 241.6 | 13:23.955 | |
| | 3 | 1:30.625 | 35.125 | 30.813 | 24.687 | 220.0 | 7 | 1:25.856 | 33.532 | 28.061 | 24.263 | 248.3 | 14:49.811 | |
| | 4 | 1:26.538 | 33.843 | 28.278 | 24.417 | 242.2 | 8 | 1:24.790 | 32.999 | 27.811 | 23.980 | 246.6 | 16:14.601 | |
| | 5 | 1:27.018 | 34.250 | 28.436 | 24.332 | 243.2 | 9 | 1:24.878 | 33.170 | 27.742 | 23.966 | 247.1 | 17:39.479 | |
| | 6 | 1:26.094 | 33.674 | 28.187 | 24.233 | 243.2 | 10 | 1:24.881 | 33.246 | 27.828 | 23.807 | 247.7 | 19:04.360 | |
| | 7 | 1:26.241 | 33.568 | 28.467 | 24.206 | 243.2 | 11 | 1:25.135 | 33.327 | 27.857 | 23.951 | 248.3 | 20:29.495 | |
| | 8 | 1:26.541 | 33.871 | 28.414 | 24.256 | 244.9 | | | | | | | | |
| | 9 | 1:26.516 | 33.727 | 28.333 | 24.456 | 244.3 | | | | | | | | |
| | 10 | 1:42.462 B | 35.792 | 30.004 | 36.666 | 243.8 | | | | | | | | |
| 33 | Rafael PERARD FRA | | | | | | | 1 | 1:48.176 | 51.023 | 31.684 | 25.469 | 81.1 | 1:48.176 |
| | Palou Motorsport Dallara 326 | | | | | | | 2 | 1:28.365 | 35.184 | 28.858 | 24.323 | 216.9 | 3:16.541 |
| | 1 | 1:50.158 | 52.001 | 32.397 | 25.760 | 84.0 | 3 | 1:25.571 | 33.592 | 27.950 | 24.029 | 242.7 | 4:42.112 | |
| | 2 | 1:28.432 | 35.254 | 28.573 | 24.605 | 217.7 | 4 | 1:30.905 B | 33.372 | 27.962 | 29.571 | 242.2 | 6:13.017 | |
| | 3 | 1:25.985 | 33.733 | 28.087 | 24.165 | 246.0 | 5 | 4:36.558 | 3:40.034 | 30.844 | 25.680 | 107.1 | 10:49.575 | |
| | 4 | 1:30.880 B | 33.490 | 28.046 | 29.344 | 245.5 | 6 | 1:29.201 | 35.732 | 28.638 | 24.831 | 210.9 | 12:18.776 | |
| | 5 | 4:35.842 | 3:39.941 | 30.538 | 25.363 | 106.4 | 7 | 1:25.142 | 33.424 | 27.845 | 23.873 | 245.5 | 13:43.918 | |
| | 6 | 1:29.134 | 35.348 | 28.751 | 25.035 | 224.1 | 8 | 1:24.775 | 33.145 | 27.781 | 23.849 | 246.0 | 15:08.693 | |
| | 7 | 1:25.440 | 33.548 | 27.865 | 24.027 | 247.1 | 9 | 1:34.905 | 33.947 | 32.600 | 28.358 | 244.9 | 16:43.598 | |
| | 8 | 1:24.920 | 33.188 | 27.832 | 23.900 | 247.7 | 10 | 1:36.617 B | 34.011 | 28.260 | 34.346 | 244.9 | 18:20.215 | |
| | 9 | 1:33.963 | 35.920 | 32.087 | 25.956 | 224.5 | | | | | | | | |
| | 10 | 1:28.500 | 33.319 | 30.871 | 24.310 | 249.4 | | | | | | | | |
| | 11 | 1:25.324 | 33.190 | 28.024 | 24.110 | 247.1 | | | | | | | | |
| | 12 | 1:38.311 B | 33.374 | 31.795 | 33.142 | 245.5 | | | | | | | | |
| 37 | Filippo FIORENTINO BRA | | | | | | | 1 | 2:12.430 | 1:12.955 | 33.310 | 26.165 | 52.9 | 2:12.430 |
| | Drivex Dallara 326 | | | | | | | 2 | 1:30.633 | 35.060 | 29.855 | 25.718 | 237.9 | 3:43.063 |
| | 1 | 2:09.382 | 1:09.839 | 33.761 | 25.782 | 65.1 | 3 | 1:26.358 | 33.904 | 28.194 | 24.260 | 241.6 | 5:09.421 | |
| | 2 | 1:28.335 | 35.579 | 28.371 | 24.385 | 223.6 | 4 | 1:32.880 B | 33.697 | 28.249 | 30.934 | 241.6 | 6:42.301 | |
| | 3 | 1:32.961 B | 34.623 | 28.127 | 30.211 | 244.9 | 5 | 4:52.807 | 3:53.071 | 32.967 | 26.769 | 86.5 | 11:35.108 | |
| | 4 | 5:46.489 | 4:48.130 | 33.040 | 25.319 | 94.2 | 6 | 1:35.851 | 36.948 | 32.936 | 25.967 | 221.8 | 13:10.959 | |
| | 5 | 1:28.143 | 34.693 | 29.169 | 24.281 | 225.0 | 7 | 1:25.532 | 33.654 | 27.965 | 23.913 | 243.8 | 14:36.491 | |
| | 6 | 1:25.124 | 33.355 | 27.804 | 23.965 | 246.6 | 8 | 1:25.275 | 33.234 | 28.273 | 23.768 | 243.2 | 16:01.766 | |
| | 7 | 1:25.431 | 33.359 | 27.782 | 24.290 | 248.3 | 9 | 1:26.766 | 33.271 | 28.057 | 25.438 | 243.2 | 17:28.532 | |
| | 8 | 1:25.786 | 33.398 | 28.365 | 24.023 | 247.1 | 10 | 1:32.983 B | 33.488 | 28.240 | 31.255 | 244.9 | 19:01.515 | |
| | 9 | 1:35.844 B | 33.408 | 27.965 | 34.471 | 247.1 | | | | | | | | |
| 39 | Santino PANETTA ARG | | | | | | | 1 | 2:14.145 | 1:14.658 | 32.927 | 26.560 | 53.7 | 2:14.145 |
| | Hitech Dallara 326 | | | | | | | 2 | 1:36.847 B | 35.983 | 29.736 | 31.128 | 212.6 | 3:50.992 |
| | 1 | 8:45.382 | 7:43.846 | 33.980 | 27.556 | 63.0 | 3 | 3:29.730 | 2:29.878 | 33.436 | 26.416 | 95.2 | 7:20.722 | |
| | 2 | 1:31.610 | 36.682 | 29.532 | 25.396 | 235.3 | 4 | 1:30.267 | 36.526 | 28.872 | 24.869 | 212.6 | 8:50.989 | |
| | 3 | 1:29.578 | 34.828 | 28.621 | 26.129 | 241.6 | 5 | 1:27.913 | 34.196 | 28.016 | 25.701 | 241.1 | 10:18.902 | |
| | 4 | 1:26.257 | 33.381 | 28.041 | 24.835 | 244.3 | 6 | 1:29.790 | 33.552 | 28.636 | 27.602 | 242.2 | 11:48.692 | |
| | 5 | 1:25.801 | 33.565 | 27.802 | 24.434 | 246.0 | 7 | 1:25.447 | 33.497 | 27.924 | 24.026 | 243.2 | 13:14.139 | |
| | 6 | 1:24.932 | 33.353 | 27.779 | 23.800 | 246.0 | 8 | 1:25.652 | 33.462 | 28.101 | 24.089 | 242.7 | 14:39.791 | |
| | 7 | 1:26.885 | 33.283 | 28.953 | 24.649 | 246.6 | 9 | 1:27.990 | 33.417 | 28.391 | 26.182 | 243.2 | 16:07.781 | |
| | 8 | 1:25.028 | 33.240 | 27.905 | 23.883 | 245.5 | 10 | 1:32.555 | 35.795 | 31.442 | 25.318 | 243.8 | 17:40.336 | |
| | 9 | 1:33.209 B | 33.497 | 27.940 | 31.772 | 244.3 | 11 | 1:26.154 | 33.734 | 28.147 | 24.273 | 243.2 | 19:06.490 | |
| | | | | | | | 12 | 1:34.129 B | 33.746 | 28.363 | 32.020 | 242.7 | 20:40.619 | |
| 41 | Alex POWELL USA | | | | | | | 1 | 8:48.477 | 7:44.890 | 35.175 | 28.412 | 60.9 | 8:48.477 |
| | Campos Racing Dallara 326 | | | | | | | 2 | 1:31.972 | 37.025 | 29.537 | 25.410 | 232.8 | 10:20.449 |
| | 1 | 2:16.868 | 1:19.559 | 31.427 | 25.882 | 57.4 | 3 | 1:30.456 | 34.745 | 28.482 | 27.229 | 241.6 | 11:50.905 | |
| | 2 | 1:32.426 | 36.122 | 30.830 | 25.474 | 225.0 | 4 | 1:25.314 | 33.528 | 27.812 | 23.974 | 244.3 | 13:16.219 | |
| 48 | James EGOZI USA | | | | | | | 1 | 1:48.176 | 51.023 | 31.684 | 25.469 | 81.1 | 1:48.176 |
| | Palou Motorsport Dallara 326 | | | | | | | 2 | 1:28.365 | 35.184 | 28.858 | 24.323 | 216.9 | 3:16.541 |
| | 1 | 1:50.158 | 52.001 | 32.397 | 25.760 | 84.0 | 3 | 1:25.571 | 33.592 | 27.950 | 24.029 | 242.7 | 4:42.112 | |
| | 2 | 1:28.432 | 35.254 | 28.573 | 24.605 | 217.7 | 4 | 1:30.905 B | 33.372 | 27.962 | 29.571 | 242.2 | 6:13.017 | |
| | 3 | 1:25.985 | 33.733 | 28.087 | 24.165 | 246.0 | 5 | 4:36.558 | 3:40.034 | 30.844 | 25.680 | 107.1 | 10:49.575 | |
| | 4 | 1:30.880 B | 33.490 | 28.046 | 29.344 | 245.5 | 6 | 1:29.201 | 35.732 | 28.638 | 24.831 | 210.9 | 12:18.776 | |
| | 5 | 4:35.842 | 3:39.941 | 30.538 | 25.363 | 106.4 | 7 | 1:25.142 | 33.424 | 27.845 | 23.873 | 245.5 | 13:43.918 | |
| | 6 | 1:29.134 | 35.348 | 28.751 | 25.035 | 224.1 | 8 | 1:24.775 | 33.145 | 27.781 | 23.849 | 246.0 | 15:08.693 | |
| | 7 | 1:25.440 | 33.548 | 27.865 | 24.027 | 247.1 | 9 | 1:34.905 | 33.947 | 32.600 | 28.358 | 244.9 | 16:43.598 | |
| | 8 | 1:24.920 | 33.188 | 27.832 | 23.900 | 247.7 | 10 | 1:36.617 B | 34.011 | 28.260 | 34.346 | 244.9 | 18:20.215 | |
| | 9 | 1:33.963 | 35.920 | 32.087 | 25.956 | 224.5 | | | | | | | | |
| | 10 | 1:28.500 | 33.319 | 30.871 | 24.310 | 249.4 | | | | | | | | |
| | 11 | 1:25.324 | 33.190 | 28.024 | 24.110 | 247.1 | | | | | | | | |
| | 12 | 1:38.311 B | 33.374 | 31.795 | 33.142 | 245.5 | | | | | | | | |
| 74 | Yani STEVENHEYDENS BEL | | | | | | | 1 | 2:12.430 | 1:12.955 | 33.310 | 26.165 | 52.9 | 2:12.430 |
| | GRS Dallara 326 | | | | | | | 2 | 1:30.633 | 35.060 | 29.855 | 25.718 | 237.9 | 3:43.063 |
| | 1 | 2:09.382 | 1:09.839 | 33.761 | 25.782 | 65.1 | 3 | 1:26.358 | 33.904 | 28.194 | 24.260 | 241.6 | 5:09.421 | |
| | 2 | 1:28.335 | 35.579 | 28.371 | 24.385 | 223.6 | 4 | 1:32.880 B | 33.697 | 28.249 | 30.934 | 241.6 | 6:42.301 | |
| | 3 | 1:32.961 B | 34.623 | 28.127 | 30.211 | 244.9 | 5 | 4:52.807 | 3:53.071 | 32.967 | 26.769 | 86.5 | 11:35.108 | |
| | 4 | 5:46.489 | 4:48.130 | 33.040 | 25.319 | 94.2 | 6 | 1:35.851 | 36.948 | 32.936 | 25.967 | 221.8 | 13:10.959 | |
| | 5 | 1:28.143 | 34.693 | 29.169 | 24.281 | 225.0 | 7 | 1:25.532 | 33.654 | 27.965 | 23.913 | 243.8 | 14:36.491 | |
| | 6 | 1:25.124 | 33.355 | 27.804 | 23.965 | 246.6 | 8 | 1:25.275 | 33.234 | 28.273 | 23.768 | 243.2 | 16:01.766 | |
| | 7 | 1:25.431 | 33.359 | 27.782 | 24.290 | 248.3 | 9 | 1:26.766 | 33.271 | 28.057 | 25.438 | 243.2 | 17:28.532 | |
| | 8 | 1:25.786 | 33.398 | 28.365 | 24.023 | 247.1 | 10 | 1:32.983 B | 33.488 | 28.240 | 31.255 | 244.9 | 19:01.515 | |
| | 9 | 1:35.844 B | 33.408 | 27.965 | 34.471 | 247.1 | | | | | | | | |
| 77 | Bart HARRISON GBR | | | | | | | 1 | 2:14.145 | 1:14.658 | 32.927 | 26.560 | 53.7 | 2:14.145 |
| | Double R Dallara 326 | | | | | | | 2 | 1:36.847 B | 35.983 | 29.736 | 31.128 | 212.6 | 3:50.992 |
| | 1 | 8:45.382 | 7:43.846 | 33.980 | 27.556 | 63.0 | 3 | 3:29.730 | 2:29.878 | 33.436 | 26.416 | 95.2 | 7:20.722 | |
| | 2 | 1:31.610 | 36.682 | 29.532 | 25.396 | 235.3 | 4 | 1:30.267 | 36.526 | 28.872 | 24.869 | 212.6 | 8:50.989 | |
| | 3 | 1:29.578 | 34.828 | 28.621 | 26.129 | 241.6 | 5 | 1:27.913 | 34.196 | 28.016 | 25.701 | 241.1 | 10:18.902 | |
| | 4 | 1:26.257 | 33.381 | 28.041 | 24.835 | 244.3 | 6 | 1:29.790 | 33.552 | 28.636 | 27.602 | 242.2 | 11:48.692 | |
| | | | | | | | | | | | | | | |



E3 SWC - R2 JARAMA Qualifying 2

Sector Analysis

— Invalidated Lap

■ Personal Best

■ Session Best

B Crossing the pit lane

| Lap | Time | Sector 1 | Sector 2 | Sector 3 | T.Spd | Elapsed | Lap | Time | Sector 1 | Sector 2 | Sector 3 | T.Spd | Elapsed |
|-----|----------|----------|----------|----------|-------|-----------|-----|------|----------|----------|----------|-------|---------|
| 5 | 1:25.147 | 33.413 | 27.968 | 23.766 | 246.6 | 14:41.366 | | | | | | | |
| 6 | 1:25.247 | 33.182 | 27.829 | 24.236 | 245.5 | 16:06.613 | | | | | | | |
| 7 | 1:25.472 | 33.457 | 27.980 | 24.035 | 244.9 | 17:32.085 | | | | | | | |
| 8 | 1:25.254 | 33.328 | 27.899 | 24.027 | 244.9 | 18:57.339 | | | | | | | |
| 9 | 1:25.511 | 33.379 | 27.914 | 24.218 | 244.9 | 20:22.850 | | | | | | | |

| 91 Lorenzo CAMPOS | | | | AGO | | |
|-------------------|-----------|----------|--------|-------------|-------|-----------|
| Double R | | | | Dallara 326 | | |
| 1 | 5:24.805 | 4:20.287 | 36.811 | 27.707 | 86.5 | 5:24.805 |
| 2 | 1:38.227 | 37.995 | 35.085 | 25.147 | 201.5 | 7:03.032 |
| 3 | 1:29.218 | 36.080 | 28.847 | 24.291 | 223.1 | 8:32.250 |
| 4 | 1:26.865 | 34.097 | 28.350 | 24.418 | 237.9 | 9:59.115 |
| 5 | 1:26.604 | 34.404 | 28.054 | 24.146 | 238.9 | 11:25.719 |
| 6 | 1:25.641 | 33.455 | 28.154 | 24.032 | 240.5 | 12:51.360 |
| 7 | 1:30.104 | 34.198 | 31.588 | 24.318 | 241.6 | 14:21.464 |
| 8 | 1:26.770 | 33.500 | 29.011 | 24.259 | 242.2 | 15:48.234 |
| 9 | 1:25.756 | 33.566 | 28.210 | 23.980 | 242.2 | 17:13.990 |
| 10 | 1:26.135 | 33.641 | 28.178 | 24.316 | 242.7 | 18:40.125 |
| 11 | 1:37.625B | 33.847 | 31.332 | 32.446 | 240.0 | 20:17.750 |

| 99 René LAMMERS | | | | NLD | | |
|-----------------|-----------|----------|--------|-------------|-------|-----------|
| MP Motorsport | | | | Dallara 326 | | |
| 1 | 1:46.272 | 49.173 | 31.220 | 25.879 | 87.3 | 1:46.272 |
| 2 | 1:28.088 | 34.981 | 28.597 | 24.510 | 234.8 | 3:14.360 |
| 3 | 1:35.566B | 33.752 | 28.129 | 33.685 | 240.5 | 4:49.926 |
| 4 | 5:59.029 | 5:02.226 | 30.951 | 25.852 | 99.5 | 10:48.955 |
| 5 | 1:29.066 | 35.631 | 28.646 | 24.789 | 218.2 | 12:18.021 |
| 6 | 1:25.003 | 33.397 | 27.847 | 23.759 | 240.5 | 13:43.024 |
| 7 | 1:24.382 | 32.978 | 27.790 | 23.614 | 242.2 | 15:07.406 |
| 8 | 1:24.730 | 33.020 | 27.904 | 23.806 | 243.2 | 16:32.136 |
| 9 | 1:39.995B | 33.147 | 31.539 | 35.309 | 244.3 | 18:12.131 |