



**E3
SWC - R2 JARAMA
Race 2**
Sector Analysis

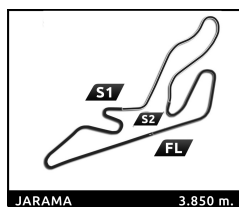
_ Invalidated Lap

 Personal Best

 Session Best

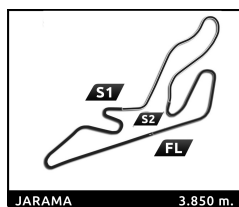
 Crossing the pit lane

Lap	Time	Sector 1	Sector 2	Sector 3	T.Sp	Elapsed	Lap	Time	Sector 1	Sector 2	Sector 3	T.Sp	Elapsed	
2	Kacper SZTUKA POL							9	2:08.989	55.911	40.525	32.553	42.9	16:07.096
	Tecnicar by Amtog Dallara 326							10	1:46.556	34.944	40.627	30.985	246.6	17:53.652
1	1:30.053	36.521	28.788	24.744		1:30.053	11	2:00.399	45.191	41.976	33.232	114.8	19:54.051	
2	1:26.870	34.060	28.468	24.342	250.6	2:56.923	12	2:01.779	47.355	41.731	32.693	109.5	21:55.830	
3	2:41.316 B	46.440	57.006	57.870	248.8	5:38.239	13	1:30.892	36.575	29.069	25.248	243.2	23:26.722	
4	3:11.628	2:02.475	37.899	31.254	101.4	8:49.867	14	1:44.103	35.455	38.514	30.134	246.6	25:10.825	
5	1:27.992	34.646	28.641	24.705	238.9	10:17.859	15	2:02.653	46.979	41.530	34.144	95.9	27:13.478	
6	1:37.758	33.640	34.573	29.545	249.4	11:55.617	16	1:59.077	47.321	39.168	32.588	120.3	29:12.555	
7	2:04.508	45.204	44.689	34.615	147.3	14:00.125	17	1:30.629	35.112	29.962	25.555	246.6	30:43.184	
8	2:08.158	55.250	40.431	32.477	44.0	16:08.283	18	1:28.796	34.878	29.034	24.884	246.6	32:11.980	
9	1:46.474	36.178	39.590	30.706	188.5	17:54.757								
10	2:07.477	46.240	41.324	39.913	93.3	20:02.234								
11	1:59.422	44.630	40.661	34.131	123.4	22:01.656								
12	1:30.981	34.788	28.877	27.316	238.4	23:32.637								
13	1:39.415	37.508	32.832	29.075	244.9	25:12.052								
14	2:02.561	47.529	40.714	34.318	82.8	27:14.613								
15	2:02.300	47.178	40.998	34.124	125.4	29:16.913								
16	1:31.210	34.496	28.889	27.825	240.5	30:48.123								
17	1:26.194	33.768	28.223	24.203	248.3	32:14.317								
4	Ean EYCKMANS BEL													
	MP Motorsport Dallara 326													
1	1:30.593	36.712	29.065	24.816		1:30.593								
2	1:26.668	33.890	28.327	24.451	244.3	2:57.261								
5	Patrick HEUZENROEDER AUS													
	Campos Racing Dallara 326													
1	1:32.594	38.624	29.293	24.677		1:32.594								
2	1:27.878	34.638	28.656	24.584	257.1	3:00.472								
3	1:37.094	34.197	35.500	27.397	252.3	4:37.566								
4	2:00.214	44.196	40.937	35.081	175.9	6:37.780								
5	2:01.979	49.454	39.593	32.932	104.5	8:39.759								
6	1:28.163	34.569	28.780	24.814	251.2	10:07.922								
7	1:37.583	34.809	32.515	30.259	251.7	11:45.505								
8	2:04.577	46.918	42.765	34.894	135.5	13:50.082								
9	2:13.231	55.981	40.632	36.618	70.9	16:03.313								
10	1:43.057	35.013	37.519	30.525	251.7	17:46.370								
11	2:00.602	46.650	40.792	33.160	107.9	19:46.972								
12	2:06.768	48.142	41.169	37.457	103.9	21:53.740								
13	1:29.149	35.459	29.205	24.485	250.6	23:22.889								
14	1:38.612	34.618	35.037	28.957	251.7	25:01.501								
15	2:03.428	48.478	40.999	33.951	96.1	27:04.929								
16	2:04.973	46.813	40.087	38.073	146.3	29:09.902								
17	1:28.625	34.951	29.076	24.598	255.3	30:38.527								
18	1:27.000	34.063	28.392	24.545	248.3	32:05.527								
6	Stylios KOLOVOS GRC													
	Drivex Dallara 326													
1	1:37.927	44.412	28.514	25.001		1:37.927								
2	1:27.958	34.298	28.608	25.052	247.7	3:05.885								
3	1:42.381	34.661	39.533	28.187	249.4	4:48.266								
4	2:01.710	42.749	42.147	36.814	161.9	6:49.976								
5	1:53.963	47.507	39.475	26.981	132.4	8:43.939								
6	1:28.315	34.542	28.602	25.171	246.0	10:12.254								
7	1:42.521	34.581	35.610	32.330	250.0	11:54.775								
8	2:03.332	44.401	44.855	34.076	167.4	13:58.107								
7	Christopher EL FEGHALI LBN													
	Drivex Dallara 326													
1	1:28.920	35.891	28.499	24.530		1:28.920								
2	1:27.504	34.453	28.585	24.466	242.2	2:56.424								
3	1:33.660	33.849	32.570	27.241	254.7	4:30.084								
4	1:59.008	44.854	40.378	33.776	206.5	6:29.092								
5	2:08.124	51.734	39.014	37.376	102.3	8:37.216								
6	1:27.747	34.894	28.317	24.536	252.3	10:04.963								
7	1:34.495	35.363	28.600	30.532	251.7	11:39.458								
8	2:04.178	48.361	41.738	34.079	183.1	13:43.636								
9	2:17.461	56.638	40.613	40.210	105.4	16:01.097								
10	1:38.476	34.727	33.960	29.789	249.4	17:39.573								
11	2:02.207	49.013	38.952	34.242	144.6	19:41.780								
12	2:10.044	47.924	40.148	41.972	94.5	21:51.824								
13	1:28.462	35.321	28.634	24.507	244.9	23:20.286								
9	Thomas STRAUVEN BEL													
	Campos Racing Dallara 326													
1	1:33.485	38.890	29.652	24.943		1:33.485								
2	1:27.997	34.474	28.654	24.869	255.9	3:01.482								
3	1:37.311	34.236	36.151	26.924	249.4	4:38.793								
4	2:00.560	44.221	41.541	34.798	165.6	6:39.353								
5	2:01.077	49.076	39.347	32.654	141.7	8:40.430								
6	1:28.008	34.586	28.739	24.683	250.0	10:08.438								
7	1:37.955	34.571	32.205	31.179	256.5	11:46.393								
8	2:04.363	46.601	42.942	34.820	153.0	13:50.756								
9	2:12.805	55.973	40.540	36.292	67.4	16:03.561								
10	1:43.366	35.044	37.944	30.378	252.3	17:46.927								
11	2:00.560	46.647	41.173	32.740	119.1	19:47.487								
12	2:06.337	48.148	41.566	36.623	98.2	21:53.824								
13	1:30.011	35.687	29.274	25.050	242.7	23:23.835								
14	1:38.109	34.537	34.905	28.667	257.1	25:01.944								
15	2:03.641	48.700	40.940	34.001	83.4	27:05.585								
16	2:04.454	47.333	40.214	36.907	149.0	29:10.039								
17	1:29.479	35.096	29.713	24.670	246.6	30:39.518								
18	1:27.324	34.256	28.478	24.590	251.2	32:06.842								
10	Enzo TARNVANICHKUL THA													
	Campos Racing Dallara 326													
1	1:31.262	37.476	28.760	25.026		1:31.262								
2	1:26.403	33.817	28.214	24.372	250.0	2:57.665								
3	1:33.934	33.899	32.518	27.517	253.5	4:31.599								
4	1:58.715	44.474	40.636	33.605	153.8	6:30.314								
5	2:07.137	51.840	38.838	36.459	106.3	8:37.451								
6	1:28.546	35.303	28.527	24.716	242.7	10:05.997								
7	1:34.391	34.467	29.324	30.600	255.9	11:40.388								


**E3
SWC - R2 JARAMA
Race 2**
Sector Analysis

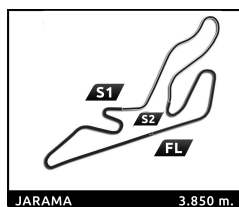
— Invalidated Lap ■ Personal Best ■ Session Best B Crossing the pit lane

Lap	Time	Sector 1	Sector 2	Sector 3	T.Sp	Elapsed	Lap	Time	Sector 1	Sector 2	Sector 3	T.Sp	Elapsed
8	2:04.074	47.993	41.773	34.308	146.7	13:44.462	2	1:27.592	34.009	28.599	24.984	243.8	3:02.816
9	2:16.707	56.498	40.754	39.455	93.7	16:01.169	3	1:39.495	34.228	37.777	27.490	255.3	4:42.311
10	1:39.208	35.028	34.227	29.953	247.7	17:40.377	4	2:01.032	43.112	42.125	35.795	145.4	6:43.343
11	2:01.898	48.665	39.289	33.944	145.7	19:42.275	5	1:58.087	48.012	40.265	29.810	130.3	8:41.430
12	2:09.667	47.979	40.588	41.100	98.8	21:51.942	6	1:27.654	34.430	28.518	24.706	252.9	10:09.084
13	1:28.591	35.344	28.766	24.481	242.7	23:20.533	7	1:38.863	34.314	33.129	31.420	251.2	11:47.947
14	1:36.587	34.332	32.952	29.303	253.5	24:57.120	8	2:04.335	46.143	43.190	35.002	142.9	13:52.282
15	2:04.109	49.445	39.799	34.865	143.4	27:01.229	9	2:11.555	55.503	40.692	35.360	63.0	16:03.837
16	2:07.713	45.868	40.348	41.497	140.8	29:08.942	10	1:40.950	34.029	36.121	30.800	255.9	17:44.787
17	1:27.698	34.939	28.240	24.519	249.4	30:36.640	11	2:00.838	47.279	40.189	33.370	144.2	19:45.625
18	1:26.978	33.931	28.174	24.873	254.1	32:03.618	12	2:07.399	48.067	41.132	38.200	112.5	21:53.024
11 Luca VIISOREANU ROU							16 Bianca BUSTAMANTE PHL						
TC Racing Dallara 326							Palou Motorsport Dallara 326						
1	1:33.206	38.625	29.607	24.974		1:33.206	1	1:35.131	39.619	29.444	26.068		1:35.131
2	1:27.779	34.398	28.698	24.683	257.8	3:00.985	2	1:29.475	35.441	29.281	24.753	247.1	3:04.606
3	1:37.315	34.190	35.982	27.143	253.5	4:38.300	3	1:40.247	34.369	38.196	27.682	250.0	4:44.853
4	2:00.425	44.003	41.290	35.132	173.4	6:38.725	4	2:00.777	43.162	41.721	35.894	124.6	6:45.630
5	2:01.243	48.999	39.635	32.609	124.9	8:39.968	5	1:56.927	47.917	40.025	28.985	142.3	8:42.557
6	1:28.609	34.705	28.795	25.109	255.9	10:08.577	6	1:28.890	34.629	28.783	25.478	253.5	10:11.447
7	1:38.673	34.664	32.696	31.313	255.9	11:47.250	7	1:39.995	34.375	34.386	31.234	252.3	11:51.442
8	2:04.258	46.179	43.312	34.767	153.8	13:51.508	8	2:04.512	46.110	44.548	33.854	145.7	13:55.954
9	2:12.105	55.606	40.794	35.705	65.6	16:03.613	9	2:10.209	56.068	40.565	33.576	54.1	16:06.163
10	1:43.938	35.296	38.744	29.898	255.9	17:47.551	10	1:44.805	34.467	40.456	29.882	250.6	17:50.968
11	2:00.786	46.761	41.277	32.748	123.0	19:48.337	11	2:00.925	46.006	42.042	32.877	139.5	19:51.893
12	2:05.641	47.732	41.695	36.214	102.3	21:53.978	12	2:03.115	47.017	42.926	33.172	108.4	21:55.008
13	1:29.987	35.246	29.710	25.031	249.4	23:23.965	13	1:29.910	35.456	29.385	25.069	246.0	23:24.918
14	1:45.529B	35.890	37.072	32.567	257.8	25:09.494	14	1:41.586	35.467	36.760	29.359	252.9	25:06.504
15	2:13.487	1:19.936	28.878	24.673	130.3	27:22.981	15	2:02.709	47.774	41.284	33.651	81.1	27:09.213
16	1:49.643	39.269	38.654	31.720	132.2	29:12.624	16	2:01.882	47.238	39.972	34.672	127.7	29:11.095
17	1:30.189	35.300	29.447	25.442	252.9	30:42.813	17	1:30.848	35.716	29.565	25.567	252.9	30:41.943
18	1:27.884	34.687	28.687	24.510	259.6	32:10.697	18	1:28.355	35.127	28.682	24.546	251.7	32:10.298
12 Gianmarco PRADEL AUS							17 Alceu FELDMANN BRA						
MP Motorsport Dallara 326							MP Motorsport Dallara 326						
1	1:31.618	36.979	29.080	25.559		1:31.618	1	1:33.554	39.190	29.566	24.798		1:33.554
2	1:26.663	33.964	28.330	24.369	250.6	2:58.281	2	1:28.750	34.533	28.961	25.256	254.7	3:02.304
3	1:34.033	33.836	32.606	27.591	247.1	4:32.314	3	1:37.608	34.029	36.436	27.143	251.7	4:39.912
4	1:58.689	44.365	40.834	33.490	155.2	6:31.003	4	2:00.540	43.644	41.939	34.957	163.9	6:40.452
5	2:06.571	51.988	38.732	35.851	105.9	8:37.574	5	2:00.252	49.281	38.818	32.153	154.1	8:40.704
6	1:28.692	35.203	28.820	24.669	246.0	10:06.266	6	1:28.889	34.911	29.040	24.938	251.2	10:09.593
7	1:34.590	34.891	29.439	30.260	254.1	11:40.856	7	1:39.725	34.521	34.004	31.200	248.3	11:49.318
8	2:04.089	47.915	41.867	34.307	157.2	13:44.945	8	2:04.353	45.944	43.789	34.620	125.6	13:53.671
9	2:16.489	57.045	40.406	39.038	86.5	16:01.434	9	2:11.141	55.199	40.825	35.117	57.4	16:04.812
10	1:41.656	35.792	35.363	30.501	244.9	17:43.090	10	1:44.009	34.882	39.516	29.611	248.3	17:48.821
11	2:01.350	48.089	39.556	33.705	141.5	19:44.440	11	2:01.124	46.418	42.024	32.682	122.7	19:49.945
12	2:08.206	48.037	40.930	39.239	105.9	21:52.646	12	2:04.314	47.527	41.631	35.156	100.7	21:54.259
13	1:29.670	35.824	29.310	24.536	247.1	23:22.316	13	1:30.300	35.999	29.209	25.092	250.0	23:24.559
14	1:38.396	34.928	34.581	28.887	253.5	25:00.712	14	1:39.048	34.827	36.612	27.609	251.2	25:03.607
15	2:03.692	48.428	40.795	34.469	113.1	27:04.404	15	2:03.965	48.625	41.878	33.462	86.9	27:07.572
16	2:05.290	46.419	40.411	38.460	136.9	29:09.694	16	2:02.815	47.345	40.232	35.238	143.6	29:10.387
17	1:29.482	35.088	29.795	24.599	255.3	30:39.176							
18	1:27.090	34.304	28.460	24.326	252.9	32:06.266							
14 Keanu AL AZHARI ARE													
Hitech Dallara 326													
1	1:35.224	41.343	28.785	25.096		1:35.224							

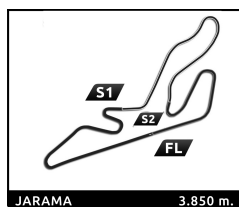

E3
SWC - R2 JARAMA
Race 2
Sector Analysis

— Invalidated Lap ■ Personal Best ■ Session Best B Crossing the pit lane

Lap	Time	Sector 1	Sector 2	Sector 3	T.Sp	Elapsed	Lap	Time	Sector 1	Sector 2	Sector 3	T.Sp	Elapsed
17	1:30.640	35.656	29.809	25.175	248.8	30:41.027	2	1:26.671	33.900	28.422	24.349	246.0	2:54.801
18	1:27.789	34.591	28.531	24.667	248.8	32:08.816	3	1:32.511	33.690	31.761	27.060	247.7	4:27.312
20	Benjamin BECKLEY					CRI	4	1:59.708	46.554	39.553	33.601	170.9	6:27.020
	Tecnicar by Amtog					Dallara 326	5	2:09.654	52.049	39.081	38.524	103.3	8:36.674
1	1:36.438	41.528	29.474	25.436		1:36.438	6	1:27.834	35.080	28.409	24.345	231.3	10:04.508
2	1:29.191	34.847	29.224	25.120	252.9	3:05.629	7	1:33.351	34.713	29.153	29.485	253.5	11:37.859
3	1:41.540	34.357	39.481	27.702	252.9	4:47.169	8	2:10.292B	49.178	41.273	39.841	188.2	13:48.151
4	2:00.603	42.900	42.250	35.453	130.3	6:47.772	9	2:22.618	1:29.603	28.365	24.650	123.9	16:10.769
5	1:55.495	48.696	39.259	27.540	149.8	8:43.267	10	1:44.959	34.303	40.679	29.977	246.6	17:55.728
6	1:28.577	34.689	28.858	25.030	253.5	10:11.844	11	2:01.954	46.153	41.250	34.551	103.8	19:57.682
23	Stefan BOSTANDJIEV					BGR	12	1:58.425	47.210	40.267	30.948	125.0	21:56.107
	Hitech					Dallara 326	13	1:29.596	35.314	29.298	24.984	242.7	23:25.703
1	1:34.794	40.122	29.491	25.181		1:34.794	14	1:42.338	34.660	37.606	30.072	254.7	25:08.041
2	1:27.837	34.108	28.787	24.942	249.4	3:02.631	15	2:02.208	47.024	41.565	33.619	86.7	27:10.249
3	1:39.288	34.302	37.371	27.615	256.5	4:41.919	16	2:00.948	47.309	39.787	33.852	147.3	29:11.197
4	2:00.936	42.820	42.199	35.917	159.8	6:42.855	17	1:30.996	35.847	29.844	25.305	251.7	30:42.193
5	1:58.225	48.050	39.981	30.194	149.0	8:41.080	18	1:27.329	34.452	28.370	24.507	237.9	32:09.522
6	1:29.220	34.944	28.892	25.384	255.3	10:10.300	29	Gianni GIOVANELLI					ARG
7	1:39.506	34.232	34.080	31.194	254.1	11:49.806		GRS					Dallara 326
8	2:04.666	46.056	44.328	34.282	142.3	13:54.472	1	1:36.053	40.964	29.498	25.591		1:36.053
9	2:10.437	55.344	40.609	34.484	62.8	16:04.909	2	1:29.152	34.972	29.167	25.013	253.5	3:05.205
10	1:45.459	35.052	40.096	30.311	250.0	17:50.368	3	1:40.828	34.339	38.770	27.719	252.9	4:46.033
11	2:01.077	45.753	42.214	33.110	139.5	19:51.445	4	2:00.871	43.172	41.807	35.892	118.0	6:46.904
12	2:02.945	46.530	42.479	33.936	117.4	21:54.390	5	1:55.987	48.034	39.440	28.513	141.2	8:42.891
13	1:30.782	35.980	29.817	24.985	242.2	23:25.172	6	1:28.859	34.789	28.790	25.280	252.9	10:11.750
14	1:40.722	34.967	36.920	28.835	259.6	25:05.894	7	1:41.165	34.506	34.422	32.237	244.3	11:52.915
15	2:02.372	47.106	41.877	33.389	87.7	27:08.266	8	2:03.908	45.715	44.474	33.719	153.4	13:56.823
16	2:02.453	47.442	40.051	34.960	128.0	29:10.719	9	2:09.431	56.095	40.455	32.881	47.6	16:06.254
17	1:29.351	35.205	29.367	24.779	254.7	30:40.070	10	1:45.568	34.752	40.818	29.998	248.3	17:51.822
18	1:27.587	34.278	28.770	24.539	260.9	32:07.657	11	2:00.922	46.115	42.000	32.807	118.4	19:52.744
26	Yuanpu CUI					CHN	12	2:02.656	47.068	42.628	32.960	111.9	21:55.400
	Double R					Dallara 326	13	1:30.643	35.640	29.496	25.507	247.7	23:26.043
1	1:32.514	38.441	29.141	24.932		1:32.514	14	1:43.524	35.841	37.890	29.793	255.3	25:09.567
2	1:27.598	34.567	28.541	24.490	251.2	3:00.112	15	2:02.885	47.207	41.577	34.101	91.4	27:12.452
3	1:36.513	34.308	34.121	28.084	255.9	4:36.625	16	1:59.628	47.611	38.892	33.125	133.0	29:12.080
4	1:58.660	43.873	40.757	34.030	178.5	6:35.285	17	1:31.035	35.250	29.856	25.929	249.4	30:43.115
5	2:03.898	50.797	38.946	34.155	107.9	8:39.183	18	1:28.746	34.804	28.917	25.025	255.9	32:11.861
6	1:28.343	34.830	28.811	24.702	251.7	10:07.526	31	Renzo BARBUY					ARG
7	1:36.667	34.941	32.305	29.421	256.5	11:44.193		TC Racing					Dallara 326
8	2:04.828	47.290	43.004	34.534	121.2	13:49.021	1	1:35.380	40.609	29.487	25.284		1:35.380
9	2:13.951	56.196	40.641	37.114	76.4	16:02.972	2	1:28.310	34.736	28.929	24.645	256.5	3:03.690
10	1:42.353	34.993	36.738	30.622	246.6	17:45.325	3	1:39.401	34.243	37.758	27.400	255.9	4:43.091
11	2:00.757	47.202	40.308	33.247	116.5	19:46.082	4	2:01.082	42.836	42.159	36.087	137.1	6:44.173
12	2:07.195	48.336	40.991	37.868	115.3	21:53.277	5	1:57.763	47.929	40.099	29.735	139.7	8:41.936
13	1:30.419	35.637	29.698	25.084	247.1	23:23.696	6	1:28.682	34.471	28.724	25.487	255.9	10:10.618
14	1:38.713	34.839	35.328	28.546	251.2	25:02.409	7	1:39.717	34.381	34.186	31.150	256.5	11:50.335
15	2:03.724	48.818	40.881	34.025	76.8	27:06.133	8	2:04.595	46.028	44.490	34.077	136.2	13:54.930
16	2:04.029	47.566	39.909	36.554	132.0	29:10.162	9	2:23.280	55.494	40.379	47.407	57.1	16:18.210
17	1:30.368	35.732	29.491	25.145	251.7	30:40.530	10	1:37.978	35.927	32.091	29.960	237.4	17:56.188
18	1:27.384	34.191	28.622	24.571	254.7	32:07.914	11	2:02.152	46.260	41.215	34.677	112.6	19:58.340
27	Heitor DALL'AGNOL					BRA	12	1:58.137	47.076	40.468	30.593	115.1	21:56.477
	Palou Motorsport					Dallara 326	13	1:29.694	35.730	29.022	24.942	250.6	23:26.171
1	1:28.130	35.118	28.438	24.574		1:28.130	14	1:42.538	35.245	37.523	29.770	248.3	25:08.709
							15	2:02.528	47.466	41.380	33.682	93.2	27:11.237
							16	2:00.366	48.018	38.971	33.377	148.4	29:11.603


**E3
SWC - R2 JARAMA
Race 2**
Sector Analysis


— Invalidated Lap							■ Personal Best		■ Session Best		■ Crossing the pit lane		
Lap	Time	Sector 1	Sector 2	Sector 3	T.Sp	Elapsed	Lap	Time	Sector 1	Sector 2	Sector 3	T.Sp	Elapsed
33 Rafael PERARD FRA Palou Motorsport Dallara 326													
17	1:30.403	35.413	29.537	25.453	258.4	30:42.006	11	2:00.774	46.034	41.335	33.405	88.5	19:55.003
18	1:27.214	34.146	28.485	24.583	255.9	32:09.220	12	2:00.913	49.430	39.659	31.824	124.4	21:55.916
1	1:28.832	35.553	28.477	24.802		1:28.832	13	1:29.971	35.248	29.708	25.015	244.9	23:25.887
2	1:26.875	34.101	28.366	24.408	251.2	2:55.707	14	1:42.457	34.716	38.008	29.733	251.2	25:08.344
3	1:35.171	34.707	33.100	27.364	251.7	4:30.878	15	2:02.500	47.321	41.459	33.720	93.7	27:10.844
4	1:58.987	44.696	40.488	33.803	187.5	6:29.865	16	2:00.564	48.023	38.870	33.671	151.9	29:11.408
5	2:07.421	51.721	38.846	36.854	105.8	8:37.286	17	1:29.635	35.159	29.538	24.938	252.3	30:41.043
6	1:28.384	35.202	28.478	24.704	250.6	10:05.670	18	1:27.192	33.982	28.523	24.687	250.6	32:08.235
7	1:33.232	34.325	28.904	30.003	251.2	11:38.902							
8	2:04.033	48.520	41.518	33.995	172.0	13:42.935							
9	2:17.688	56.788	40.161	40.739	118.7	16:00.623							
10	1:38.258	34.801	33.204	30.253	248.8	17:38.881							
11	2:02.103	49.302	38.323	34.478	165.4	19:40.984							
12	2:10.676	48.273	39.799	42.604	90.4	21:51.660							
13	1:28.462	35.232	28.646	24.584	242.7	23:20.122							
14	1:36.244	34.287	32.607	29.350	248.8	24:56.366							
15	2:03.715	49.766	39.596	34.353	155.6	27:00.081							
16	2:08.521	46.625	40.038	41.858	156.3	29:08.602							
17	1:27.652	34.872	28.333	24.447	242.7	30:36.254							
18	1:26.524	33.935	28.244	24.345	251.7	32:02.778							
37 Filippo FIORENTINO BRA Drivex Dallara 326													
1	1:31.728	37.690	28.804	25.234		1:31.728							
2	1:27.737	34.700	28.340	24.697	253.5	2:59.465							
3	1:36.146	34.108	33.336	28.702	254.1	4:35.611							
4	1:58.266	43.614	40.431	34.221	180.6	6:33.877							
5	2:04.653	51.156	38.637	34.860	130.1	8:38.530							
6	1:28.411	34.911	28.844	24.656	249.4	10:06.941							
7	1:34.847	34.714	30.178	29.955	254.1	11:41.788							
8	2:04.488	47.512	42.567	34.409	160.2	13:46.276							
9	2:15.265	56.309	40.574	38.382	88.5	16:01.541							
10	1:40.037	35.027	34.631	30.379	250.6	17:41.578							
11	2:01.290	48.195	39.270	33.825	162.7	19:42.868							
12	2:09.206	47.965	40.817	40.424	122.0	21:52.074							
13	1:28.990	35.756	28.611	24.623	240.5	23:21.064							
14	1:36.901	34.531	33.016	29.354	254.7	24:57.965							
15	2:03.698	49.091	39.928	34.679	143.4	27:01.663							
16	2:07.419	45.978	40.543	40.898	136.4	29:09.082							
17	1:29.780	35.327	29.910	24.543	251.2	30:38.862							
18	1:26.901	34.204	28.306	24.391	254.7	32:05.763							
39 Santino PANETTA ARG Hitech Dallara 326													
1	1:29.368	36.320	28.625	24.423		1:29.368							
2	1:26.415	34.055	28.242	24.118	250.6	2:55.783							
3	1:33.358	34.293	31.724	27.341	251.7	4:29.141							
4	1:58.761	45.532	39.625	33.604	187.2	6:27.902							
5	2:09.146	52.119	38.833	38.194	102.3	8:37.048							
6	1:27.290	34.495	28.293	24.502	250.0	10:04.338							
7	2:01.441	B 38.841	45.912	36.688	252.3	12:05.779							
8	2:11.967	1:17.968	29.139	24.860	118.4	14:17.746							
9	1:50.867	39.230	39.422	32.215	210.5	16:08.613							
10	1:45.616	33.951	40.733	30.932	250.0	17:54.229							
41 Alex POWELL USA Campos Racing Dallara 326													
1	1:27.453	34.794	28.256	24.403		1:27.453							
2	1:26.551	34.000	28.123	24.428	247.7	2:54.004							
3	1:31.334	33.788	30.641	26.905	247.1	4:25.338							
4	2:00.635	47.617	39.070	33.948	164.4	6:25.973							
5	2:10.613	51.491	39.483	39.639	100.3	8:36.586							
6	1:27.010	34.531	28.221	24.258	244.9	10:03.596							
7	1:32.413	33.648	28.979	29.786	251.2	11:36.009							
8	2:04.600	49.386	40.876	34.338	145.2	13:40.609							
9	2:19.609	58.057	39.456	42.096	92.9	16:00.218							
10	1:36.643	34.008	31.814	30.821	244.3	17:36.861							
11	2:01.725	48.600	39.057	34.068	166.4	19:38.586							
12	2:12.259	48.750	39.516	43.993	126.2	21:50.845							
13	1:26.399	34.140	27.976	24.283	235.8	23:17.244							
14	1:37.115	33.644	33.311	30.160	241.1	24:54.359							
15	2:03.103	49.408	39.563	34.132	161.7	26:57.462							
16	2:10.489	47.009	39.310	44.170	159.5	29:07.951							
17	1:26.352	34.068	27.985	24.299	236.3	30:34.303							
18	1:26.212	33.797	28.101	24.314	242.2	32:00.515							
48 James EGOZI USA Palou Motorsport Dallara 326													
1	1:27.068	34.340	28.308	24.420		1:27.068							
2	1:26.360	33.800	28.140	24.420	246.0	2:53.428							
3	1:30.629	33.759	30.337	26.533	245.5	4:24.057							
4	2:00.789	47.751	39.444	33.594	160.5	6:24.846							
5	2:11.657	51.848	39.457	40.352	105.9	8:36.503							
6	1:26.974	34.174	28.309	24.491	242.2	10:03.477							
7	1:33.226	34.216	29.240	29.770	246.6	11:36.703							
8	2:04.425	49.238	40.947	34.240	153.2	13:41.128							
9	2:19.423	57.940	39.908	41.575	106.4	16:00.551							
10	1:37.421	34.691	32.766	29.964	244.3	17:37.972							
11	2:01.925	49.296	38.625	34.004	156.5	19:39.897							
12	2:11.653	48.634	39.765	43.254	101.3	21:51.550							
13	1:27.323	34.654	28.248	24.421	243.2	23:18.873							
14	1:36.694	33.974	33.289	29.431	245.5	24:55.567							
15	2:03.272	50.010	39.584	33.678	183.4	26:58.839							
16	2:09.656	46.718	40.046	42.892	158.1	29:08.495							
17	1:27.209	34.625	28.277	24.307	241.6	30:35.704							
18	1:26.450	33.841	28.252	24.357	247.7	32:02.154							
74 Yani STEVENHEIDENS BEL GRS Dallara 326													
1	1:34.286	39.865	29.465	24.956		1:34.286							
2	1:28.118	34.188	28.903	25.027	247.7	3:02.404							
3	1:38.372	34.373	36.793	27.206	253.5	4:40.776							
4	2:00.241	43.263	42.019	34.959	176.8	6:41.017							


E3
SWC - R2 JARAMA
Race 2
Sector Analysis

— Invalidated Lap

 Personal Best

 Session Best

 Crossing the pit lane

Lap	Time	Sector 1	Sector 2	Sector 3	T.Sp	Elapsed	Lap	Time	Sector 1	Sector 2	Sector 3	T.Sp	Elapsed
5	1:59.837	49.056	39.624	31.157	163.4	8:40.854							
6	1:28.214	34.572	28.700	24.942	253.5	10:09.068							
7	1:39.425	34.657	33.697	31.071	248.3	11:48.493							
8	2:04.464	46.055	43.389	35.020	145.4	13:52.957							
9	2:11.387	55.132	40.990	35.265	60.9	16:04.344							
10	1:43.715	34.872	39.273	29.570	249.4	17:48.059							
11	2:01.133	46.638	41.612	32.883	129.7	19:49.192							
12	2:04.890	47.246	41.977	35.667	107.5	21:54.082							
13	1:30.090	35.775	29.321	24.994	248.3	23:24.172							
14	1:38.763	34.863	36.033	27.867	252.9	25:02.935							
15	2:03.968	48.794	41.281	33.893	86.3	27:06.903							
16	2:03.367	47.207	40.154	36.006	122.9	29:10.270							
17	1:29.637	35.286	29.514	24.837	254.1	30:39.907							
18	1:27.453	34.191	28.637	24.625	252.9	32:07.360							
77 Bart HARRISON GBR							91 Lorenzo CAMPOS AGO						
Double R							Double R						
Dallara 326							Dallara 326						
1	1:32.030	38.286	28.986	24.758		1:32.030	1	1:35.155	40.341	29.539	25.275		1:35.155
2	1:27.795	34.628	28.473	24.694	256.5	2:59.825	2	1:28.920	35.151	29.108	24.661	254.7	3:04.075
3	1:36.248	34.170	33.701	28.377	251.7	4:36.073	3	1:39.788	34.200	37.857	27.731	252.9	4:43.863
4	1:58.352	43.782	40.455	34.115	176.5	6:34.425	4	2:01.092	42.690	42.477	35.925	128.1	6:44.955
5	2:04.395	51.182	38.683	34.530	112.5	8:38.820	5	1:57.301	47.855	39.977	29.469	137.2	8:42.256
6	1:28.581	34.997	28.728	24.856	251.2	10:07.401	6	1:28.452	34.497	28.718	25.237	256.5	10:10.708
7	1:36.129	34.620	31.271	30.238	253.5	11:43.530	7	1:40.355	34.595	34.272	31.488	256.5	11:51.063
8	2:04.757	47.397	42.618	34.742	141.7	13:48.287	8	2:04.398	45.906	44.444	34.048	145.0	13:55.461
9	2:13.839	56.487	40.228	37.124	82.8	16:02.126	9	2:11.208	55.789	40.555	34.864	55.8	16:06.669
10	1:41.694	35.514	35.610	30.570	254.1	17:43.820							
11	2:01.141	47.700	39.927	33.514	140.4	19:44.961							
12	2:07.869	48.179	41.028	38.662	113.4	21:52.830							
13	1:28.874	35.431	28.506	24.937	250.0	23:21.704							
14	1:37.796	35.150	33.657	28.989	248.3	24:59.500							
15	2:03.742	48.717	40.431	34.594	126.2	27:03.242							
16	2:06.086	46.293	40.386	39.407	139.2	29:09.328							
17	1:28.626	35.225	28.715	24.686	245.5	30:37.954							
18	1:26.878	34.057	28.205	24.616	246.0	32:04.832							
84 Genaro TRAPPA ARG							99 René LAMMERS NLD						
Hitech							MP Motorsport						
Dallara 326							Dallara 326						
1	1:31.854	37.911	29.088	24.855		1:31.854	1	1:26.528	33.847	28.359	24.322		1:26.528
2	1:27.032	34.181	28.386	24.465	254.1	2:58.886	2	1:26.109	33.667	28.262	24.180	237.4	2:52.637
3	1:35.866	33.936	33.356	28.574	247.1	4:34.752	3	1:30.926	33.607	30.410	26.909	240.5	4:23.563
4	1:58.410	43.913	40.025	34.472	163.6	6:33.162	4	2:00.319	47.750	38.962	33.607	162.4	6:23.882
5	2:05.325	51.462	38.163	35.700	161.0	8:38.487	5	2:11.941	52.166	39.380	40.395	107.0	8:35.823
6	1:28.074	34.548	28.950	24.576	251.7	10:06.561	6	1:26.493	33.992	28.220	24.281	237.9	10:02.316
7	1:36.400	34.577	31.489	30.334	252.3	11:42.961	7	1:33.050	33.722	28.364	30.964	238.9	11:35.366
8	2:04.698	47.575	42.242	34.881	135.5	13:47.659	8	2:04.678	49.486	40.834	34.358	157.0	13:40.044
9	2:14.346	56.739	39.965	37.642	85.6	16:02.005	9	2:19.984	57.927	39.400	42.657	96.2	16:00.028
10	1:40.638	34.845	35.348	30.445	253.5	17:42.643	10	1:37.299	34.798	32.225	30.276	237.9	17:37.327
11	2:01.428	48.052	39.436	33.940	147.5	19:44.071	11	2:02.019	48.724	39.096	34.199	159.1	19:39.346
12	2:08.431	47.846	40.769	39.816	117.0	21:52.502	12	2:11.926	48.588	39.722	43.616	104.5	21:51.272
13	1:29.324	35.864	28.833	24.627	245.5	23:21.826	13	1:26.876	34.456	28.016	24.404	239.5	23:18.148
14	1:37.370	34.512	33.720	29.138	252.9	24:59.196	14	1:36.642	33.758	33.154	29.730	243.8	24:54.790
15	2:03.715	48.710	40.087	34.918	118.9	27:02.911	15	2:03.384	49.642	39.998	33.744	167.7	26:58.174
16	2:06.330	46.145	40.280	39.905	155.8	29:09.241	16	2:10.218	46.809	39.936	43.473	159.5	29:08.392
17	1:27.874	35.083	28.490	24.301	250.6	30:37.115	17	1:26.578	34.284	28.060	24.234	243.2	30:34.970
18	1:26.855	34.136	28.086	24.633	254.1	32:03.970	18	1:26.140	33.724	28.183	24.233	245.5	32:01.110