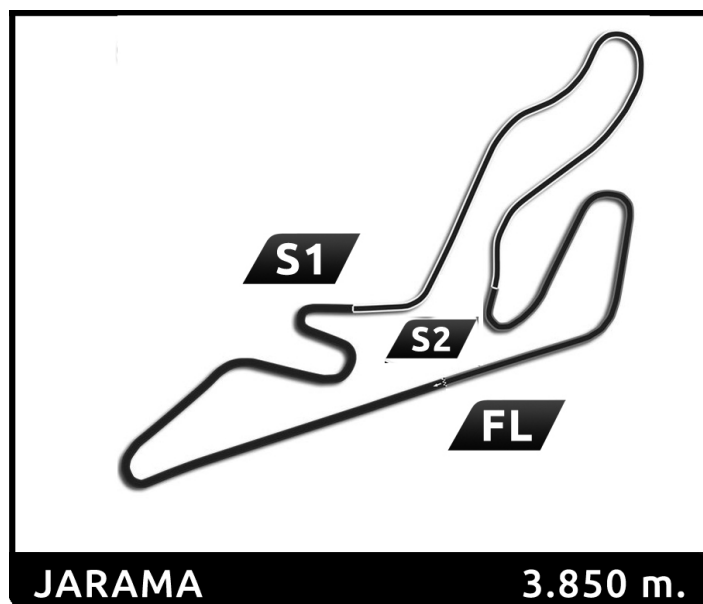
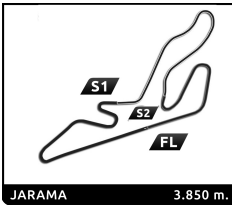


SWC - R2 JARAMA

E3

Results Booklet




E3
SWC - R2 JARAMA
Official Previous Test 1
Amended
Classification


No	Driver	Nat	Team	Car	Cl.	Time	Lap Total	Gap	Kph
1	41 Alex POWELL	USA	Campos Racing	Dallara 326	R	1:25.416	15 19	-	162.3
2	14 Keanu AL AZHARI	ARE	Hitech	Dallara 326		1:25.417	12 19	+0.001 +0.001	162.3
3	99 René LAMMERS	NLD	MP Motorsport	Dallara 326	R	1:25.658	11 17	+0.242 +0.241	161.8
4	39 Santino PANETTA	ARG	Hitech	Dallara 326	R	1:25.664	12 18	+0.248 +0.006	161.8
5	48 James EGOZI	USA	Palou Motorsport	Dallara 326		1:25.682	12 19	+0.266 +0.018	161.8
6	7 Chistopher EL FEGHALI	LBN	Drivex	Dallara 326	R	1:25.796	9 17	+0.380 +0.114	161.5
7	23 Stefan BOSTANDJIEV	BGR	Hitech	Dallara 326		1:25.818	13 19	+0.402 +0.022	161.5
8	12 Gianmarco PRADEL	AUS	MP Motorsport	Dallara 326		1:25.821	15 17	+0.405 +0.003	161.5
9	5 Patrick HEUZENROEDER	AUS	Campos Racing	Dallara 326		1:25.844	13 19	+0.428 +0.023	161.5
10	27 Heitor DALL'AGNOL	BRA	Palou Motorsport	Dallara 326	R	1:26.016	14 21	+0.600 +0.172	161.1
11	4 Ean EYCKMANS	BEL	MP Motorsport	Dallara 326	R	1:26.025	14 16	+0.609 +0.009	161.1
12	84 Genaro TRAPPA	ARG	Hitech	Dallara 326	R	1:26.045	13 17	+0.629 +0.020	161.1
13	10 Enzo TARNVANICHKUL	THA	Campos Racing	Dallara 326		1:26.102	15 20	+0.686 +0.057	161.0
14	9 Thomas STRAUVEN	BEL	Campos Racing	Dallara 326	R	1:26.128	15 18	+0.712 +0.026	160.9
15	33 Rafael PERARD	FRA	Palou Motorsport	Dallara 326	R	1:26.235	12 20	+0.819 +0.107	160.7
16	11 Luca VIISOREANU	ROU	TC Racing	Dallara 326	R	1:26.235	10 17	+0.819 +0.000	160.7
17	37 Filippo FIORENTINO	BRA	Drivex	Dallara 326	R	1:26.323	14 16	+0.907 +0.088	160.6
18	2 Kacper SZTUKA	POL	Tecnicar by Amtog	Dallara 326		1:26.394	9 15	+0.978 +0.071	160.4
19	77 Bart HARRISON	GBR	Double R	Dallara 326	R	1:26.450	14 21	+1.034 +0.056	160.3
20	91 Lorenzo CAMPOS	AGO	Double R	Dallara 326	R	1:26.484	14 20	+1.068 +0.034	160.3
21	26 Yuanpu CUI	CHN	Double R	Dallara 326		1:26.619	8 15	+1.203 +0.135	160.0
22	6 Stylianos KOLOVOS	GRC	Drivex	Dallara 326	R	1:26.645	12 20	+1.229 +0.026	160.0
23	17 Alceu FELDMANN	BRA	MP Motorsport	Dallara 326		1:26.702	13 17	+1.286 +0.057	159.9
24	74 Yani STEVENHEYDENS	BEL	GRS	Dallara 326		1:27.146	11 18	+1.730 +0.444	159.0
25	29 Gianni GIOVANELLI	ARG	GRS	Dallara 326	R	1:27.759	17 17	+2.343 +0.613	157.9
26	20 Benjamin BECKLEY	CRI	Tecnicar by Amtog	Dallara 326	R	1:28.131	12 18	+2.715 +0.372	157.3
27	31 Renzo BARBUY	ARG	TC Racing	Dallara 326	R	1:28.416	15 17	+3.000 +0.285	156.8
28	16 Bianca BUSTAMANTE	PHL	Palou Motorsport	Dallara 326			10	+2.582 +0.239	

Fastest Lap: Lap 15 | Alex POWELL | **1:25.416** | 162.3 Kph

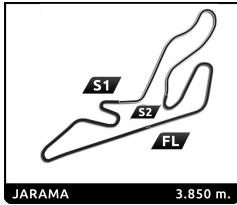
CAR #16 - BEST LAPTME DELETED - CAUSING A RED FLAG - Art. 30.7
 CAR #16 - ALL LAPTMS DELETED - STEWARDS DECISION N°2

Published at:18:00.....

 Track Status: **DRY**
Race Director:
 Luis GONZÁLEZ


Timekeeper:
 Alberto ESTÉBANEZ





E3
SWC - R2 JARAMA
Official Previous Test 1
Classification by Class
Amended

No	Driver	Nat	Team	Car	Time	Lap Total	Gap	Kph
R								
1	41 Alex POWELL	USA	Campos Racing	Dallara 326	1:25.416	15 19		162.3
2	99 René LAMMERS	NLD	MP Motorsport	Dallara 326	1:25.658	11 17	+0.242 +0.242	161.8
3	39 Santino PANETTA	ARG	Hitech	Dallara 326	1:25.664	12 18	+0.248 +0.006	161.8
4	7 Christopher EL FEHALI	LBN	Drivex	Dallara 326	1:25.796	9 17	+0.380 +0.132	161.5
5	27 Heitor DALL'AGNOL	BRA	Palou Motorsport	Dallara 326	1:26.016	14 21	+0.600 +0.220	161.1
6	4 Ean EYCKMANS	BEL	MP Motorsport	Dallara 326	1:26.025	14 16	+0.609 +0.009	161.1
7	84 Genaro TRAPPA	ARG	Hitech	Dallara 326	1:26.045	13 17	+0.629 +0.020	161.1
8	9 Thomas STRAUVEN	BEL	Campos Racing	Dallara 326	1:26.128	15 18	+0.712 +0.083	160.9
9	33 Rafael PERARD	FRA	Palou Motorsport	Dallara 326	1:26.235	12 20	+0.819 +0.107	160.7
10	11 Luca VIISOREANU	ROU	TC Racing	Dallara 326	1:26.235	10 17	+0.819	160.7
11	37 Filippo FIORENTINO	BRA	Drivex	Dallara 326	1:26.323	14 16	+0.907 +0.088	160.6
12	77 Bart HARRISON	GBR	Double R	Dallara 326	1:26.450	14 21	+1.034 +0.127	160.3
13	91 Lorenzo CAMPOS	AGO	Double R	Dallara 326	1:26.484	14 20	+1.068 +0.034	160.3
14	6 Stylianos KOLOVOS	GRC	Drivex	Dallara 326	1:26.645	12 20	+1.229 +0.161	160.0
15	29 Gianni GIOVANELLI	ARG	GRS	Dallara 326	1:27.759	17 17	+2.343 +1.114	157.9
16	20 Benjamin BECKLEY	CRI	Tecnicar by Amtog	Dallara 326	1:28.131	12 18	+2.715 +0.372	157.3
17	31 Renzo BARBUY	ARG	TC Racing	Dallara 326	1:28.416	15 17	+3.000 +0.285	156.8

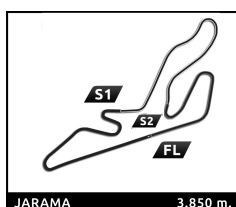
CAR #16 - BEST LAPTIME DELETED - CAUSING A RED FLAG - Art. 30.7
 CAR #16 - ALL LAPTIMES DELETED - STEWARDS DECISION N°2

Published at:18:00.....

 Track Status: **DRY**
Race Director:
 Luis GONZÁLEZ


Timekeeper:
 Alberto ESTÉBANEZ





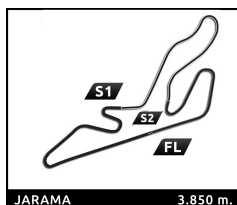
E3

SWC - R2 JARAMA

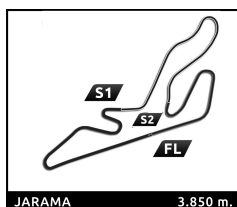
Official Previous Test 1

Best Top Speed

No Driver	Team	Class	Top 1		Top 2		Top 3		Top 4		Top 5			
			Kph	Lap	Kph	Lap	Kph	Lap	Kph	Lap	Kph	Lap	Avg	
7	Christopher EL FEGHALI	Drivex	R	251.7	10	251.2	17	251.2	16	250.6	4	250.0	9	250,9
5	Patrick HEUZENROEDER	Campos Racing		251.2	6	250.0	15	249.4	17	249.4	8	249.4	7	249,9
9	Thomas STRAUVEN	Campos Racing	R	251.2	16	249.4	17	248.3	18	246.6	15	246.6	14	248,4
14	Keanu AL AZHARI	Hitech		250.6	6	247.1	4	246.6	5	246.0	8	246.0	7	247,3
37	Filippo FIORENTINO	Drivex	R	250.6	9	249.4	15	249.4	8	248.8	14	248.8	13	249,4
10	Enzo TARNVANICHKUL	Campos Racing		250.0	16	248.8	20	248.8	19	248.8	15	248.3	18	248,9
11	Luca VIISOREANU	TC Racing	R	250.0	5	246.6	17	245.5	16	245.5	11	244.9	15	246,5
27	Heitor DALL'AGNOL	Palou Motorsport	R	250.0	18	249.4	20	249.4	19	248.3	21	247.7	7	249,0
6	Stylianios KOLOVOS	Drivex	R	249.4	13	249.4	12	249.4	17	248.8	20	248.8	19	249,2
48	James EGOZI	Palou Motorsport		249.4	16	248.8	19	248.3	18	248.3	15	247.7	17	248,5
41	Alex POWELL	Campos Racing	R	248.8	16	248.8	17	248.3	19	248.3	18	247.7	15	248,4
33	Rafael PERARD	Palou Motorsport	R	248.3	20	248.3	19	248.3	16	248.3	6	247.1	15	248,1
2	Kacper SZTUKA	Tecnicar by Amtog		247.7	14	244.9	10	243.8	9	243.2	13	243.2	12	244,6
23	Stefan BOSTANDJIEV	Hitech		247.7	8	246.6	19	246.6	17	246.0	13	245.5	7	246,5
84	Genaro TRAPPA	Hitech	R	247.7	17	246.0	16	246.0	15	245.5	14	245.5	13	246,1
20	Benjamin BECKLEY	Tecnicar by Amtog	R	247.1	9	247.1	13	246.6	14	246.0	17	246.0	15	246,6
12	Gianmarco PRADEL	MP Motorsport		246.6	17	243.8	16	242.2	14	242.2	10	241.1	8	243,2
16	Bianca BUSTAMANTE	Palou Motorsport		246.0	9	244.9	8	244.9	6	244.3	10	244.3	7	244,9
39	Santino PANETTA	Hitech	R	246.0	17	245.5	14	245.5	13	244.3	12	244.3	11	245,1
31	Renzo BARBUY	TC Racing	R	244.9	5	244.9	17	244.3	16	244.3	15	243.2	13	244,3
74	Yani STEVENHEYDENS	GRS		244.9	6	244.9	16	244.3	17	244.3	12	243.8	13	244,4
91	Lorenzo CAMPOS	Double R	R	244.3	18	243.2	17	242.7	19	242.2	5	241.6	14	242,8
26	Yuanpu CUI	Double R		243.2	15	242.7	12	242.2	14	242.2	11	242.2	9	242,5
77	Bart HARRISON	Double R	R	242.7	7	242.2	20	242.2	16	241.6	3	241.6	4	242,1
99	René LAMMERS	MP Motorsport	R	242.7	12	242.2	16	241.6	15	241.6	14	241.6	13	241,9
29	Gianni GIOVANELLI	GRS	R	242.2	5	241.6	16	241.1	17	241.1	14	240.5	15	241,3
4	Ean EYCKMANS	MP Motorsport	R	241.6	7	241.6	16	240.5	15	240.0	14	240.0	10	240,7
17	Alceu FELDMANN	MP Motorsport		240.5	14	240.0	17	239.5	16	239.5	13	239.5	6	239,8


E3
SWC - R2 JARAMA
Official Previous Test 1
Best Sector Times

Sector 1			Sector 2			Sector 3			Ideal Lap	Best Lap
Pos	No Driver	Time	No Driver	Time	No Driver	Time	Pos	No Driver		
1	41 A.POWELL	33.347	41 A.POWELL	27.867	14 K.AL AZHARI	23.940	1	14 K.AL AZHARI	1:25.244	1:25.417 (2)
2	14 K.AL AZHARI	33.368	14 K.AL AZHARI	27.936	99 R.LAMMERS	23.985	2	41 A.POWELL	1:25.268	1:25.416 (1)
3	23 S.BOSTANDJIEV	33.437	7 C.EL FEGHALI	27.947	7 C.EL FEGHALI	24.035	3	39 S.PANETTA	1:25.539	1:25.664 (4)
4	39 S.PANETTA	33.494	12 G.PRADEL	27.984	41 A.POWELL	24.054	4	7 C.EL FEGHALI	1:25.609	1:25.796 (6)
5	99 R.LAMMERS	33.503	39 S.PANETTA	27.991	39 S.PANETTA	24.054	5	99 R.LAMMERS	1:25.626	1:25.658 (3)
6	27 H.DALL'AGNOL	33.513	48 J.EGOZI	28.040	4 E.EYCKMANS	24.066	6	48 J.EGOZI	1:25.661	1:25.682 (5)
7	5 P.HEUZENROEDER	33.518	4 E.EYCKMANS	28.047	84 G.TRAPPA	24.072	7	5 P.HEUZENROEDER	1:25.740	1:25.844 (9)
8	48 J.EGOZI	33.540	37 F.FIORENTINO	28.081	48 J.EGOZI	24.081	8	23 S.BOSTANDJIEV	1:25.750	1:25.818 (7)
9	10 E.TARNVANICHKUL	33.553	23 S.BOSTANDJIEV	28.100	5 P.HEUZENROEDER	24.105	9	12 G.PRADEL	1:25.792	1:25.821 (8)
10	9 T.STRAUVEN	33.555	5 P.HEUZENROEDER	28.117	33 R.PERARD	24.146	10	4 E.EYCKMANS	1:25.890	1:26.025 (11)
11	33 R.PERARD	33.575	10 E.TARNVANICHKUL	28.118	11 L.VIISOREANU	24.182	11	33 R.PERARD	1:25.892	1:26.235 (16)
12	2 K.SZTUKA	33.614	27 H.DALL'AGNOL	28.119	12 G.PRADEL	24.186	12	84 G.TRAPPA	1:25.930	1:26.045 (12)
13	12 G.PRADEL	33.622	6 S.KOLOVOS	28.136	23 S.BOSTANDJIEV	24.213	13	9 T.STRAUVEN	1:25.933	1:26.128 (14)
14	7 C.EL FEGHALI	33.627	99 R.LAMMERS	28.138	9 T.STRAUVEN	24.235	14	27 H.DALL'AGNOL	1:25.942	1:26.016 (10)
15	77 B.HARRISON	33.690	84 G.TRAPPA	28.140	37 F.FIORENTINO	24.247	15	10 E.TARNVANICHKUL	1:25.976	1:26.102 (13)
16	37 F.FIORENTINO	33.691	9 T.STRAUVEN	28.143	2 K.SZTUKA	24.302	16	37 F.FIORENTINO	1:26.019	1:26.323 (17)
17	84 G.TRAPPA	33.718	33 R.PERARD	28.171	10 E.TARNVANICHKUL	24.305	17	2 K.SZTUKA	1:26.134	1:26.394 (18)
18	11 L.VIISOREANU	33.753	2 K.SZTUKA	28.218	27 H.DALL'AGNOL	24.310	18	11 L.VIISOREANU	1:26.177	1:26.235 (15)
19	4 E.EYCKMANS	33.777	11 L.VIISOREANU	28.242	91 L.CAMPOS	24.330	19	77 B.HARRISON	1:26.313	1:26.450 (19)
20	91 L.CAMPOS	33.814	77 B.HARRISON	28.244	26 Y.CUI	24.365	20	91 L.CAMPOS	1:26.392	1:26.484 (20)
21	17 A.FELDMANN	33.824	91 L.CAMPOS	28.248	77 B.HARRISON	24.379	21	26 Y.CUI	1:26.478	1:26.619 (21)
22	26 Y.CUI	33.855	26 Y.CUI	28.258	6 S.KOLOVOS	24.407	22	6 S.KOLOVOS	1:26.538	1:26.645 (22)
23	6 S.KOLOVOS	33.995	17 A.FELDMANN	28.322	17 A.FELDMANN	24.425	23	17 A.FELDMANN	1:26.571	1:26.702 (23)
24	74 Y.STEVENHEYDENS	34.148	74 Y.STEVENHEYDENS	28.472	74 Y.STEVENHEYDENS	24.477	24	74 Y.STEVENHEYDENS	1:27.097	1:27.146 (24)
25	20 B.BECKLEY	34.249	16 B.BUSTAMANTE	28.541	31 R.BARBUY	24.670	25	20 B.BECKLEY	1:27.540	1:28.131 (27)
26	29 G.GIOVANELLI	34.358	20 B.BECKLEY	28.559	20 B.BECKLEY	24.732	26	16 B.BUSTAMANTE	1:27.694	1:27.739 (25)
27	16 B.BUSTAMANTE	34.405	29 G.GIOVANELLI	28.582	16 B.BUSTAMANTE	24.748	27	29 G.GIOVANELLI	1:27.751	1:27.759 (26)
28	31 R.BARBUY	34.517	31 R.BARBUY	28.706	29 G.GIOVANELLI	24.811	28	31 R.BARBUY	1:27.893	1:28.416 (28)



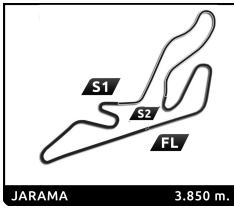
E3

SWC - R2 JARAMA

Official Previous Test 1










Fastest Lap Sequence

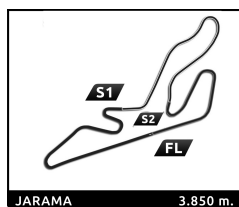
Elapsed	No	Driver	Team	Car	Class	Time	Kph	Lap
3:28.480	48	James EGOZI	Palou Motorsport	Dallara 326		1:35.296	145.4	2
3:32.346	7	Chistopher EL FEGHALI	Drivex	Dallara 326	R	1:31.003	152.3	2
3:48.415	41	Alex POWELL	Campos Racing	Dallara 326	R	1:30.440	153.3	2
4:18.252	14	Keanu AL AZHARI	Hitech	Dallara 326		1:30.262	153.6	2
4:59.946	7	Chistopher EL FEGHALI	Drivex	Dallara 326	R	1:27.600	158.2	3
5:19.306	10	Enzo TARNVANICHKUL	Campos Racing	Dallara 326		1:27.487	158.4	3
6:26.893	48	James EGOZI	Palou Motorsport	Dallara 326		1:27.341	158.7	4
6:42.823	41	Alex POWELL	Campos Racing	Dallara 326	R	1:26.507	160.2	4
8:09.308	41	Alex POWELL	Campos Racing	Dallara 326	R	1:26.485	160.3	5
8:42.823	14	Keanu AL AZHARI	Hitech	Dallara 326		1:26.209	160.8	5
11:39.114	14	Keanu AL AZHARI	Hitech	Dallara 326		1:26.061	161.0	7
25:59.539	7	Chistopher EL FEGHALI	Drivex	Dallara 326	R	1:25.796	161.5	9
29:48.124	48	James EGOZI	Palou Motorsport	Dallara 326		1:25.682	161.8	12
30:31.020	14	Keanu AL AZHARI	Hitech	Dallara 326		1:25.417	162.3	12
35:06.901	41	Alex POWELL	Campos Racing	Dallara 326	R	1:25.416	162.3	15



E3
SWC - R2 JARAMA
Official Previous Test 1

Flag Analysis


Flag	Time
	GREEN FLAG 11:10:00.000
	YELLOW FLAG AT SECTOR 2 11:17:41.718
	GREEN FLAG AT SECTOR 2 11:17:47.907
	YELLOW FLAG AT SECTOR 1 11:21:41.964
	RED FLAG 11:21:52.057
	GREEN FLAG 11:30:00.872
	YELLOW FLAG AT SECTOR 2 11:37:36.623
	GREEN FLAG AT SECTOR 2 11:37:55.973
	CHEQUERED FLAG 11:50:00.000


E3
SWC - R2 JARAMA
Official Previous Test 1
Sector Analysis

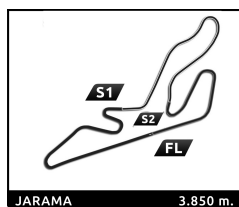
— Invalidated Lap

 Personal Best

 Session Best

 Crossing the pit lane

Lap	Time	Sector 1	Sector 2	Sector 3	T.Sp	Elapsed	Lap	Time	Sector 1	Sector 2	Sector 3	T.Sp	Elapsed
2	Kacper SZTUKA POL												
	Tecnicar by Amtog						Dallara 326						
1	2:37.831	B	1:19.818	36.436	41.577	96.1	2:37.831						
2	5:44.183		4:44.097	33.507	26.579	97.6	8:22.014						
3	1:34.121		38.276	30.321	25.524	206.1	9:56.135						
4	1:28.378		34.810	28.859	24.709	239.5	11:24.513						
5	2:00.024	B	35.783	39.083	45.158	242.7	13:24.537						
6	8:40.009		7:36.085	34.588	29.336	95.2	22:04.546						
7	1:33.640		37.384	30.881	25.375	230.3	23:38.186						
8	1:28.146		35.315	28.445	24.386	234.8	25:06.332						
9	1:26.394		33.838	28.254	24.302	243.8	26:32.726						
10	1:29.861		33.614	30.120	26.127	244.9	28:02.587						
11	1:37.527		40.422	32.357	24.748	192.2	29:40.114						
12	1:27.232		34.367	28.218	24.647	243.2	31:07.346						
13	1:26.683		33.889	28.254	24.540	243.2	32:34.029						
14	1:35.219	B	34.105	28.353	32.761	247.7	34:09.248						
15	7:03.004		6:05.396	32.494	25.114	105.2	41:12.252						
6	Stylianios KOLOVOS GRC												
	Drivex						Dallara 326						
1	2:21.161		1:08.267	40.262	32.632	85.2	2:21.161						
2	1:47.644		42.344	34.679	30.621	172.5	4:08.805						
3	1:56.291	B	40.885	35.665	39.741	181.8	6:05.096						
4	2:30.078		1:30.915	32.717	26.446	110.8	8:35.174						
5	1:30.212		36.459	28.788	24.965	221.8	10:05.386						
6	1:27.726		34.549	28.369	24.808	247.1	11:33.112						
7	1:56.801	B	35.310	38.690	42.801	248.3	13:29.913						
8	9:03.446		7:58.693	37.337	27.416	91.5	22:33.359						
9	1:41.087		40.584	34.089	26.414	218.6	24:14.446						
10	1:28.772		35.349	28.688	24.735	234.3	25:43.218						
11	1:26.655		33.995	28.253	24.407	248.8	27:09.873						
12	1:26.645		34.096	28.136	24.413	249.4	28:36.518						
13	1:27.227		34.558	28.181	24.488	249.4	30:03.745						
14	1:27.072		34.025	28.303	24.744	247.7	31:30.817						
15	1:27.198		34.203	28.342	24.653	247.7	32:58.015						
16	1:26.762		34.056	28.271	24.435	248.8	34:24.777						
17	1:27.002		34.015	28.266	24.721	249.4	35:51.779						
18	1:28.116		34.540	29.053	24.523	247.7	37:19.895						
19	1:27.518		34.255	28.438	24.825	248.8	38:47.413						
20	1:27.520		34.299	28.458	24.763	248.8	40:14.933						
7	Christopher EL FEGHALI LBN												
	Drivex						Dallara 326						
1	2:01.343		1:03.172	32.026	26.145	89.5	2:01.343						
2	1:31.003		36.221	29.068	25.714	219.1	3:32.346						
3	1:27.600		34.594	28.367	24.639	244.9	4:59.946						
4	1:37.259	B	37.852	29.014	30.393	250.6	6:37.205						
5	5:18.269		4:18.867	32.352	27.050	95.1	11:55.474						
6	2:00.733	B	36.728	34.910	49.095	244.9	13:56.207						
7	9:08.228		8:14.539	29.421	24.268	122.6	23:04.435						
8	1:29.308		33.979	27.977	27.352	246.0	24:33.743						
9	1:25.796		33.746	28.015	24.035	250.0	25:59.539						
10	1:32.810	B	34.173	29.435	29.202	251.7	27:32.349						
11	4:36.563		3:40.707	30.641	25.215	96.9	32:08.912						
12	1:27.663		35.065	28.192	24.406	242.7	33:36.575						
13	1:25.887		33.769	27.947	24.171	248.3	35:02.462						
14	1:26.499		33.627	28.221	24.651	248.8	36:28.961						
15	1:25.893		33.659	28.056	24.178	249.4	37:54.854						
16	1:33.278		33.856	31.383	28.039	251.2	39:28.132						
17	1:34.556	B	33.765	28.188	32.603	251.2	41:02.688						
9	Thomas STRAUVEN BEL												
	Campos Racing						Dallara 326						
1	3:24.798		2:22.481	34.842	27.475	72.1	3:24.798						
2	1:30.851		36.291	29.518	25.042	218.6	4:55.649						
3	1:27.861		34.401	28.832	24.628	240.0	6:23.510						
4	1:27.399		34.225	28.509	24.665	243.8	7:50.909						
5	1:27.011		34.264	28.242	24.505	244.3	9:17.920						
6	1:26.771		33.942	28.364	24.465	246.6	10:44.691						
7	1:37.079	B	33.854	28.214	35.011	246.0	12:21.770						
8	10:06.015		9:12.588	28.875	24.552	111.6	22:27.785						
9	1:26.830		34.124	28.289	24.417	243.2	23:54.615						



E3 SWC - R2 JARAMA Official Previous Test 1

Sector Analysis

— Invalidated Lap ■ Personal Best ■ Session Best B Crossing the pit lane

Lap	Time	Sector 1	Sector 2	Sector 3	T.Sp	Elapsed	Lap	Time	Sector 1	Sector 2	Sector 3	T.Sp	Elapsed
10	1:32.400B	33.967	28.349	30.084	243.8	25:27.015	3	2:00.444	1:06.779	28.848	24.817	118.8	7:07.089
11	4:46.336	34.6332	34.353	25.651	68.9	30:13.351	4	1:30.638	35.801	29.264	25.573	234.8	8:37.727
12	1:29.988	35.910	29.146	24.932	211.4	31:43.339	5	1:32.051B	35.558	28.326	28.167	231.3	10:09.778
13	1:28.764	34.678	29.695	24.391	244.9	33:12.103	6	11:28.851	...	29.273	24.523	123.7	21:38.629
14	1:26.389	33.555	28.273	24.561	246.6	34:38.492	7	1:26.834	34.081	28.336	24.417	235.3	23:05.463
15	1:26.128	33.650	28.143	24.335	246.6	36:04.620	8	1:26.101	33.752	28.021	24.328	241.1	24:31.564
16	1:26.191	33.653	28.303	24.235	251.2	37:30.811	9	1:26.410	33.808	28.048	24.554	240.0	25:57.974
17	1:33.419	33.837	34.812	24.770	249.4	39:04.230	10	1:30.835B	33.684	28.174	28.977	242.2	27:28.809
18	1:26.243	33.746	28.242	24.255	248.3	40:30.473	11	5:11.044	4:12.376	31.757	26.911	86.0	32:39.853

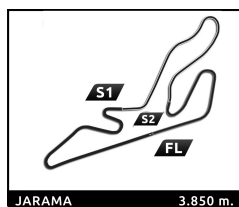
10 Enzo TARNVANICHKUL							THA						
Campos Racing							Dallara 326						
1	2:18.284	1:16.171	34.348	27.765	84.4	2:18.284	1	2:47.990	1:49.327	32.919	25.744	103.3	2:47.990
2	1:33.535	36.656	30.108	26.771	225.9	3:51.819	2	1:30.262	35.542	29.834	24.886	236.8	4:18.252
3	1:27.487	34.553	28.372	24.562	243.2	5:19.306	3	1:31.225	34.997	30.677	25.551	242.7	5:49.477
4	1:26.946	34.154	28.465	24.327	245.5	6:46.252	4	1:27.137	33.972	28.669	24.496	247.1	7:16.614
5	1:27.050	34.014	28.401	24.635	246.0	8:13.302	5	1:26.209	33.756	28.012	24.441	246.6	8:42.823
6	1:27.085	33.944	28.456	24.685	245.5	9:40.387	6	1:30.230	34.792	29.050	26.388	250.6	10:13.053
7	1:26.739	33.924	28.360	24.455	246.6	11:07.126	7	1:26.061	33.454	28.209	24.398	246.0	11:39.114
8	1:44.673B	33.884	33.324	37.465	247.1	12:51.799	8	1:59.871B	36.209	36.174	47.488	246.0	13:38.985
9	9:05.887	8:12.218	29.034	24.635	73.3	21:57.686	9	12:29.993	...	30.869	27.532	96.4	26:08.978
10	1:27.160	34.242	28.347	24.571	242.7	23:24.846	10	1:29.684	35.685	29.065	24.934	232.3	27:38.662
11	1:27.773	34.338	28.271	25.164	245.5	24:52.619	11	1:26.941	34.362	28.322	24.257	242.2	29:05.603
12	1:32.045B	34.188	28.564	29.293	245.5	26:24.664	12	1:25.417	33.421	28.056	23.940	243.8	30:31.020
13	4:46.861	3:51.105	30.569	25.187	88.5	31:11.525	13	1:25.488	33.453	28.042	23.993	243.8	31:56.508
14	1:33.566	37.048	29.049	27.469	240.0	32:45.091	14	1:30.098	33.834	31.436	24.828	244.9	33:26.606
15	1:26.102	33.621	28.151	24.330	248.8	34:11.193	15	1:25.453	33.368	27.936	24.149	243.8	34:52.059
16	1:26.564	33.553	28.119	24.892	250.0	35:37.757	16	1:25.527	33.448	27.944	24.135	243.2	36:17.586
17	1:26.205	33.680	28.220	24.305	248.3	37:03.962	17	1:30.247	36.111	29.832	24.304	244.3	37:47.833
18	1:26.243	33.722	28.184	24.337	248.3	38:30.205	18	1:25.592	33.429	28.037	24.126	244.3	39:13.425
19	1:26.340	33.789	28.197	24.354	248.8	39:56.545	19	1:31.115B	33.516	27.953	29.646	244.9	40:44.540
20	1:26.683	33.930	28.118	24.635	248.8	41:23.228							

11 Luca VIISOREANU							ROU						
TC Racing							Dallara 326						
1	2:10.560B	58.306	35.115	37.139	94.6	2:10.560	1	2:02.902B	50.377	34.935	37.590	103.2	2:02.902
2	3:42.089	2:44.761	30.830	26.498	105.4	5:52.649	2	2:26.267B	1:23.008	30.668	32.591	111.8	4:29.169
3	1:31.199	35.905	30.226	25.068	228.8	7:23.848	3	2:05.135	1:10.653	29.070	25.412	113.9	6:34.304
4	1:29.018	34.967	29.338	24.713	233.3	8:52.866	4	1:48.216	35.266	46.506	26.444	240.5	8:22.520
5	1:28.870	34.313	28.928	25.629	250.0	10:21.736	5	1:28.987	34.999	28.624	25.364	244.3	9:51.507
6	1:48.934B	42.197	34.219	32.518	199.6	12:10.670	6	1:27.739	34.405	28.586	24.748	244.9	11:19.246
7	12:13.717	...	32.728	26.464	89.4	24:24.387	7	24:44.573B	...	32.544	26.369	244.3	36:03.819
8	1:32.331	38.102	29.464	24.765	194.9	25:56.718	8	1:28.600	35.031	28.541	25.028	244.9	37:32.419
9	1:26.730	34.294	28.254	24.182	242.7	27:23.448	9	1:27.998	34.681	28.557	24.760	246.0	39:00.417
10	1:26.235	33.753	28.242	24.240	244.9	28:49.683	10	1:27.287	34.427	28.284	24.576	244.3	40:27.704
11	1:31.853	33.780	31.695	26.378	245.5	30:21.536							
12	1:27.270	33.927	28.946	24.397	243.8	31:48.806							
13	1:26.612	33.949	28.292	24.371	244.3	33:15.418							
14	1:26.698	33.929	28.251	24.518	244.3	34:42.116							
15	1:27.295	34.011	28.415	24.869	244.9	36:09.411							
16	1:26.558	33.854	28.275	24.429	245.5	37:35.969							
17	1:37.603B	34.739	31.508	31.356	246.6	39:13.572							

12 Gianmarco PRADEL							AUS						
MP Motorsport							Dallara 326						
1	2:39.950B	1:22.950	35.011	41.989	110.8	2:39.950	1	1:51.251	49.690	34.773	26.788	96.4	1:51.251
2	2:26.695B	1:22.776	30.489	33.430	116.5	5:06.645	2	1:43.203B	36.606	33.008	33.589	229.8	3:34.454
							3	2:20.164B	1:12.974	33.540	33.650	113.7	5:54.618
							4	2:01.510	1:05.291	30.853	25.366	117.5	7:56.128

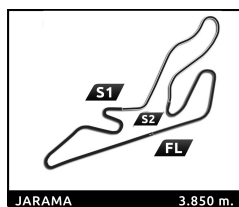
14 Keanu AL AZHARI							ARE						
Hitech							Dallara 326						
1	2:47.990	1:49.327	32.919	25.744	103.3	2:47.990	1	2:02.902B	50.377	34.935	37.590	103.2	2:02.902
2	1:30.262	35.542	29.834	24.886	236.8	4:18.252	2	2:26.267B	1:23.008	30.668	32.591	111.8	4:29.169
3	1:31.225	34.997	30.677	25.551	242.7	5:49.477	3	2:05.135	1:10.653	29.070	25.412	113.9	6:34.304
4	1:27.137	33.972	28.669	24.496	247.1	7:16.614	4	1:48.216	35.266	46.506	26.444	240.5	8:22.520
5	1:26.209	33.756	28.012	24.441	246.6	8:42.823	5	1:28.987	34.999	28.624	25.364	244.3	9:51.507
6	1:30.230	34.792	29.050	26.388	250.6	10:13.053	6	1:27.739	34.405	28.586	24.748	244.9	11:19.246
7	1:26.061	33.454	28.209	24.398	246.0	11:39.114	7	24:44.573B	...	32.544	26.369	244.3	36:03.819
8	1:59.871B	36.209	36.174	47.488	246.0	13:38.985	8	1:28.600	35.031	28.541	25.028	244.9	37:32.419
9	12:29.993	...	30.869	27.532	96.4	26:08.978	9	1:27.998	34.681	28.557	24.760	246.0	39:00.417
10	1:29.684	35.685	29.065	24.934	232.3	27:38.662	10	1:27.287	34.427	28.284	24.576	244.3	40:27.704
11	1:26.941	34.362	28.322	24.257	242.2	29:05.603							
12	1:25.417	33.421	28.056	23.940	243.8	30:31.020							
13	1:25.488	33.453	28.042	23.993	243.8	31:56.508							
14	1:30.098	33.834	31.436	24.828	244.9	33:26.606							
15	1:25.453	33.368	27.936	24.149	243.8	34:52.059							
16	1:25.527	33.448	27.944	24.135	243.2	36:17.586							
17	1:30.247	36.111	29.832	24.304	244.3	37:47.833							
18	1:25.592	33.429	28.037	24.126	244.3	39:13.425							
19	1:31.115B	33.516	27.953	29.646	244.9	40:44.540							

16 Bianca BUSTAMANTE							PHL						
Palou Motorsport							Dallara 326						
1	2:02.902B	50.377	34.935	37.590	103.2	2:02.902	1	2:02.902B	50.377	34.935	37.590	103.2	2:02.902
2	2:26.267B	1:23.008	30.668	32.591	111.8	4:29.169	2	2:26.267B	1:23.008	30.668	32.591	111.8	4:29.169
3	2:05.135	1:10.653	29.070	25.412	113.9	6:34.304	3	2:05.135	1:10.653	29.070	25.412	113.9	6:34.304
4	1:48.216	35.266	46.506	26.444	240.5	8:22.520	4	1:48.216	35.266	46.506	26.444	240.5	8:22.520
5	1:28.987	34.999	28.624	25.364	244.3	9:51.507	5	1:28.987	34.999	28.624	25.364	244.3	9:51.507
6	1:27.739	34.405	28.586	24.748	244.9	11:19.246	6	1:27.739	34.405	28.586	24.748	244.9	11:19.246
7	24:44.573B	...	32.544	26.369	244.3	36:03.819	7	24:44.573B	...	32.544	26.369	244.3	36:03.819
8	1:28.600	35.031	28.541	25.028	244.9	37:32.419	8	1:28.600	35.031	28.541	25.028	244.9	37:32.419
9	1:27.998	34.681	28.557	24.76									


E3
SWC - R2 JARAMA
Official Previous Test 1
Sector Analysis

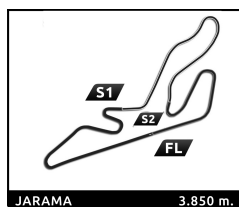
— Invalidated Lap ■ Personal Best ■ Session Best B Crossing the pit lane

Lap	Time	Sector 1	Sector 2	Sector 3	T.Sp	Elapsed	Lap	Time	Sector 1	Sector 2	Sector 3	T.Sp	Elapsed
5	1:28.753	34.747	29.045	24.961	236.3	9:24.881							
6	1:40.057 B	35.679	29.903	34.475	239.5	11:04.938							
7	10:38.830	9:43.815	29.408	25.607	103.3	21:43.768							
8	1:28.083	34.601	28.729	24.753	238.4	23:11.851							
9	1:33.238 B	34.181	28.368	30.689	238.4	24:45.089							
10	6:12.593	5:11.877	34.277	26.439	95.1	30:57.682							
11	1:30.583	36.178	29.620	24.785	214.7	32:28.265							
12	1:27.160	34.020	28.592	24.548	238.4	33:55.425							
13	1:26.702	33.824	28.363	24.515	239.5	35:22.127							
14	1:26.922	33.979	28.342	24.601	240.5	36:49.049							
15	1:34.076	37.743	31.419	24.914	193.2	38:23.125							
16	1:26.756	34.009	28.322	24.425	239.5	39:49.881							
17	1:27.095	33.913	28.580	24.602	240.0	41:16.976							
20 Benjamin BECKLEY CRI							26 Yuanpu CUI CHN						
Tecnicar by Amtog Dallara 326							Double R Dallara 326						
1	2:35.486 B	1:12.315	39.127	44.044	94.1	2:35.486	1	12:49.595 B	...	37.118	36.010	82.4	12:49.595
2	5:58.729	4:53.959	36.272	28.498	85.4	8:34.215	2	9:24.009	8:22.837	32.382	28.790	105.8	22:13.604
3	1:42.917	42.045	33.199	27.673	174.8	10:17.132	3	1:32.801	38.228	29.183	25.390	233.3	23:46.405
4	1:40.618	40.593	33.026	26.999	206.5	11:57.750	4	1:27.535	34.487	28.479	24.569	240.0	25:13.940
5	2:10.039 B	45.144	33.106	51.789	117.5	14:07.789	5	1:27.095	34.196	28.422	24.477	240.5	26:41.035
6	8:03.036	6:59.434	35.250	28.352	82.9	22:10.825	6	1:26.849	33.982	28.416	24.451	242.2	28:07.884
7	1:36.582	38.295	30.218	28.069	211.8	23:47.407	7	1:26.721	33.993	28.362	24.366	241.6	29:34.605
8	1:29.717	35.374	29.141	25.202	241.1	25:17.124	8	1:26.619	33.855	28.350	24.414	241.1	31:01.224
9	1:29.464	35.554	29.015	24.895	247.1	26:46.588	9	1:30.319	33.987	29.287	27.045	242.2	32:31.543
10	1:28.460	34.602	28.607	25.251	244.3	28:15.048	10	1:26.995	34.125	28.445	24.425	240.0	33:58.538
11	1:29.315	34.325	29.924	25.066	244.9	29:44.363	11	1:31.080	37.123	29.069	24.888	242.2	35:29.618
12	1:28.131	34.249	29.150	24.732	244.9	31:12.494	12	1:27.306	34.174	28.258	24.874	242.7	36:56.924
13	1:28.305	34.859	28.573	24.873	247.1	32:40.799	13	1:27.165	34.096	28.501	24.568	241.1	38:24.089
14	1:29.730	34.767	30.042	24.921	246.6	34:10.529	14	1:27.201	34.220	28.534	24.447	242.2	39:51.290
15	1:38.272	41.250	29.657	27.365	246.0	35:48.801	15	1:27.111	34.304	28.442	24.365	243.2	41:18.401
16	1:32.585	34.910	32.542	25.133	244.3	37:21.386	27 Heitor DALL'AGNOL BRA						
17	1:29.239	34.713	28.559	25.967	246.0	38:50.625	Palou Motorsport Dallara 326						
18	1:42.416 B	36.517	32.268	33.631	245.5	40:33.041	1	1:57.961 B	49.085	33.815	35.061	105.9	1:57.961
23 Stefan BOSTANDJIEV BGR							2	2:15.325 B	1:07.202	34.709	33.414	121.8	4:13.286
Hitech Dallara 326							3	1:57.003	1:02.465	29.578	24.960	123.0	6:10.289
1	2:31.178	1:22.110	38.161	30.907	91.6	2:31.178	4	1:27.487	34.390	28.612	24.485	244.3	7:37.776
2	1:36.862	39.163	30.953	26.746	205.3	4:08.040	5	1:26.875	33.970	28.299	24.606	244.9	9:04.651
3	1:35.546	39.155	31.330	25.061	224.1	5:43.586	6	1:26.734	33.699	28.319	24.716	247.1	10:31.385
4	1:27.848	34.416	28.478	24.954	240.5	7:11.434	7	1:26.980	34.031	28.474	24.475	247.7	11:58.365
5	1:30.156	35.434	29.978	24.744	200.7	8:41.590	8	2:00.631 B	42.349	32.675	45.607	121.5	13:58.996
6	1:27.693	34.774	28.360	24.559	243.8	10:09.283	9	8:39.045	7:39.959	32.678	26.408	78.9	22:38.041
7	1:26.346	33.832	28.130	24.384	245.5	11:35.629	10	1:33.410	37.189	30.593	25.628	194.6	24:11.451
8	1:58.429 B	35.017	38.440	44.972	247.7	13:34.058	11	1:29.751	36.025	29.376	24.350	204.2	25:41.202
9	12:16.671	...	34.200	26.325	101.1	25:50.729	12	1:26.734	33.892	28.119	24.723	247.1	27:07.936
10	1:30.990	36.958	29.415	24.617	218.2	27:21.719	13	1:26.095	33.637	28.127	24.331	247.1	28:34.031
11	1:26.060	33.719	28.126	24.215	242.7	28:47.779	14	1:26.016	33.513	28.121	24.382	247.1	30:00.047
12	1:25.945	33.632	28.100	24.213	243.2	30:13.724	15	1:28.326	33.677	28.131	26.518	247.1	31:28.373
13	1:25.818	33.437	28.131	24.250	246.0	31:39.542	16	1:41.117	44.617	30.991	25.509	205.3	33:09.490
14	1:26.075	33.636	28.115	24.324	244.3	33:05.617	17	1:26.376	33.789	28.277	24.310	246.0	34:35.866
15	1:29.191	33.572	30.685	24.934	244.3	34:34.808	18	1:26.741	33.787	28.386	24.568	250.0	36:02.607
16	1:26.111	33.568	28.213	24.330	243.8	36:00.919	19	1:26.532	33.738	28.214	24.580	249.4	37:29.139
17	1:37.784	33.936	35.401	28.447	246.6	37:38.703	20	1:26.640	33.905	28.181	24.554	249.4	38:55.779
18	1:26.315	33.565	28.361	24.389	244.9	39:05.018	21	1:27.446	33.894	28.246	25.306	248.3	40:23.225
19	1:35.480 B	34.166	28.238	33.076	246.6	40:40.498	29 Gianni GIOVANELLI ARG						
							GRS Dallara 326						
							1	2:58.447 B	1:49.009	34.623	34.815	99.8	2:58.447
							2	2:59.856	2:01.465	30.823	27.568	97.3	5:58.303
							3	1:30.320	35.790	29.173	25.357	227.4	7:28.623
							4	1:28.504	34.820	28.735	24.949	238.9	8:57.127
							5	1:28.116	34.429	28.788	24.899	242.2	10:25.243
							6	1:40.466 B	35.626	33.064	31.776	230.8	12:05.709
							7	10:30.837 B	9:13.927	41.814	35.096	102.1	22:36.546
							8	4:01.177	2:47.873	43.165	30.139	104.3	26:37.723
							9	1:34.060	38.391	30.449	25.220	236.8	28:11.783
							10	1:30.244	35.199	30.084	24.961	238.4	29:42.027
							11	1:28.627	34.740	28.791	25.096	240.5	31:10.654
							12	1:28.373	34.495	28.774	25.104	240.5	32:39.027

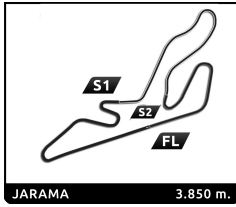

E3
SWC - R2 JARAMA
Official Previous Test 1
Sector Analysis

— Invalidated Lap ■ Personal Best ■ Session Best B Crossing the pit lane

Lap	Time	Sector 1	Sector 2	Sector 3	T.Sp	Elapsed	Lap	Time	Sector 1	Sector 2	Sector 3	T.Sp	Elapsed
13	1:27.916	34.358	28.630	24.928	240.5	34:06.943	7	1:27.601	34.604	28.409	24.588	247.7	23:12.529
14	1:28.402	34.382	29.098	24.922	241.1	35:35.345	8	1:27.692	34.530	28.305	24.857	249.4	24:40.221
15	1:39.753	35.521	37.779	26.453	240.5	37:15.098	9	1:35.521 B	34.335	28.348	32.838	250.6	26:15.742
16	1:29.345	34.671	29.663	25.011	241.6	38:44.443	10	5:37.668	4:37.664	34.186	25.818	94.7	31:53.410
17	1:27.759	34.366	28.582	24.811	241.1	40:12.202	11	1:37.076	37.332	33.855	25.889	215.6	33:30.486
31 Renzo BARBUY ARG							39 Santino PANETTA ARG						
TC Racing Dallara 326							Hitech Dallara 326						
1	2:31.192 B	1:15.561	36.774	38.857	69.3	2:31.192	1	2:38.446	1:34.463	35.478	28.505	95.6	2:38.446
2	6:03.561	5:03.586	32.708	27.267	93.9	8:34.753	2	1:35.991	39.145	30.666	26.180	183.4	4:14.437
3	1:35.560	38.116	30.463	26.981	228.8	10:10.313	3	1:32.365	36.248	30.939	25.178	206.5	5:46.802
4	1:29.540	35.134	28.921	25.485	243.2	11:39.853	4	1:32.730 B	34.253	28.294	30.183	241.1	7:19.532
5	2:02.277 B	36.507	36.115	49.655	244.9	13:42.130	5	2:04.134	1:08.607	30.040	25.487	118.0	9:23.666
6	8:20.924	7:24.800	30.866	25.258	105.5	22:03.054	6	1:26.740	34.082	28.460	24.198	243.8	10:50.406
7	1:29.408	35.236	28.798	25.374	236.3	23:32.462	7	1:46.464 B	33.734	28.103	44.627	244.3	12:36.870
8	1:29.180	35.620	28.706	24.854	241.1	25:01.642	8	13:07.256	...	33.624	30.171	91.1	25:44.126
9	1:29.710	34.735	30.046	24.929	242.7	26:31.352	9	1:29.967	36.155	28.915	24.897	227.8	27:14.093
10	1:29.019	34.540	29.323	25.156	242.2	28:00.371	10	1:28.409	34.480	28.394	25.535	242.7	28:42.502
11	1:28.690	34.689	28.707	25.294	241.6	29:29.061	11	1:25.910	33.779	27.991	24.140	244.3	30:08.412
12	1:30.190	34.517	29.011	26.662	243.2	30:59.251	12	1:25.664	33.512	28.017	24.135	244.3	31:34.076
13	1:37.920 B	35.451	29.467	33.002	243.2	32:37.171	13	1:25.936	33.599	28.283	24.054	245.5	33:00.012
14	4:01.588	3:06.543	29.820	25.225	113.7	36:38.759	14	1:25.758	33.494	28.138	24.126	245.5	34:25.770
15	1:28.416	34.879	28.867	24.670	244.3	38:07.175	15	1:31.298	37.538	29.372	24.388	222.7	35:57.068
16	1:28.867	35.194	28.780	24.893	244.3	39:36.042	16	1:25.925	33.616	28.108	24.201	243.2	37:22.993
17	1:29.147	35.023	29.299	24.825	244.9	41:05.189	17	1:31.622 B	33.624	28.339	29.659	246.0	38:54.615
33 Rafael PERARD FRA							41 Alex POWELL USA						
Palou Motorsport Dallara 326							Campos Racing Dallara 326						
1	1:49.019	47.354	34.296	27.369	104.3	1:49.019	1	2:17.975	1:14.271	35.899	27.805	98.6	2:17.975
2	1:37.853 B	37.112	30.384	30.357	211.4	3:26.872	2	1:30.440	35.955	29.232	25.253	234.8	3:48.415
3	2:02.695	1:07.305	29.258	26.132	118.6	5:29.567	3	1:27.901	34.857	28.492	24.552	241.1	5:16.316
4	1:27.248	34.398	28.422	24.428	244.3	6:56.815	4	1:26.507	33.910	28.318	24.279	243.2	6:42.823
5	1:26.849	34.153	28.325	24.371	246.0	8:23.664	5	1:26.485	33.966	28.272	24.247	246.0	8:09.308
6	1:27.514	34.244	28.559	24.711	248.3	9:51.178	6	1:26.459	33.883	28.161	24.415	246.0	9:35.767
7	1:38.128	41.792	31.472	24.864	176.5	11:29.306	7	1:26.217	33.753	28.145	24.319	246.6	11:01.984
8	1:57.795 B	34.041	40.179	43.575	244.9	13:27.101	8	1:41.348 B	33.751	30.200	37.397	247.7	12:43.332
9	8:25.750	7:27.330	32.307	26.113	105.4	21:52.851	9	10:11.971 B	9:12.122	28.974	30.875	120.1	22:55.303
10	1:29.962	36.132	29.040	24.790	226.4	23:22.813	10	1:58.149 B	58.710	28.096	31.343	96.8	24:53.452
11	1:35.308	34.424	34.087	26.797	237.4	24:58.121	11	4:27.584	3:30.751	31.645	25.188	90.1	29:21.036
12	1:26.235	33.918	28.171	24.146	246.6	26:24.356	12	1:28.309	35.444	28.574	24.291	241.6	30:49.345
13	2:28.823 B	33.575	1:17.702	37.546	246.6	28:53.179	13	1:26.462	33.861	28.452	24.149	243.8	32:15.807
14	3:40.206	2:44.869	29.965	25.372	122.4	32:33.385	14	1:25.678	33.563	28.039	24.076	246.0	33:41.485
15	1:26.270	33.708	28.175	24.387	247.1	33:59.655	15	1:25.416	33.347	28.015	24.054	247.7	35:06.901
16	1:26.640	33.875	28.276	24.489	248.3	35:26.295	16	1:27.304	33.717	29.362	24.225	248.8	36:34.205
17	1:34.384	39.349	30.493	24.542	226.9	37:00.679	17	1:25.835	33.674	28.021	24.140	248.8	38:00.040
18	1:26.438	33.836	28.212	24.390	246.6	38:27.117	18	1:25.496	33.435	27.867	24.194	248.3	39:25.536
19	1:26.577	33.774	28.306	24.497	248.3	39:53.694	19	1:34.323 B	34.728	28.025	31.570	248.3	40:59.859
20	1:26.711	33.864	28.211	24.636	248.3	41:20.405	48 James EGOZI USA						
37 Filippo FIORENTINO BRA							Palou Motorsport Dallara 326						
Drivex Dallara 326													
1	2:20.593	1:09.770	39.912	30.911	108.9	2:20.593	1	1:53.184	53.220	32.995	26.969	100.0	1:53.184
2	1:42.237	40.510	33.700	28.027	189.5	4:02.830							
3	1:56.933 B	41.442	37.210	38.281	180.3	5:59.763							
4	5:03.930 B	3:56.891	30.974	36.065	132.4	11:03.693							
5	2:33.594 B	1:09.875	36.525	47.194	114.3	13:37.287							
6	8:07.641	7:13.301	28.676	25.664	111.9	21:44.928							


E3
SWC - R2 JARAMA
Official Previous Test 1
Sector Analysis

_ Invalidated Lap							■ Personal Best		■ Session Best		■ Crossing the pit lane		
Lap	Time	Sector 1	Sector 2	Sector 3	T.Sp	Elapsed	Lap	Time	Sector 1	Sector 2	Sector 3	T.Sp	Elapsed
74 Yani STEVENHEYDENS BEL													
GRS							Dallara 326						
1	2:19.812	B	1:08.605	34.491	36.716	104.5	2:19.812						
2	3:29.597		2:26.361	36.392	26.844	122.3	5:49.409						
3	1:32.287		36.725	30.246	25.316	229.3	7:21.696						
4	1:30.775		36.103	29.674	24.998	240.0	8:52.471						
5	1:29.562		35.444	29.212	24.906	242.7	10:22.033						
6	1:30.795		35.642	29.733	25.420	244.9	11:52.828						
7	2:00.460	B	35.218	35.192	50.050	243.2	13:53.288						
8	8:17.681		7:16.265	34.800	26.616	58.1	22:10.969						
9	1:30.524		36.389	29.287	24.848	225.5	23:41.493						
10	1:27.838		34.589	28.511	24.738	242.2	25:09.331						
11	1:27.146		34.148	28.521	24.477	243.2	26:36.477						
12	1:27.557		34.298	28.625	24.634	244.3	28:04.034						
13	1:34.094	B	34.293	28.564	31.237	243.8	29:38.128						
14	4:54.043		4:00.216	28.997	24.830	105.1	34:32.171						
15	1:27.806		34.333	28.804	24.669	243.2	35:59.977						
16	1:27.512		34.424	28.482	24.606	244.9	37:27.489						
17	1:36.490	B	34.343	28.472	33.675	244.3	39:03.979						
18	2:06.791	B	1:04.711	28.516	33.564	113.2	41:10.770						
84 Genaro TRAPPA ARG													
Hitech							Dallara 326						
1	2:32.203		1:29.853	34.839	27.511	88.6	2:32.203						
2	1:37.124		39.437	32.269	25.418	187.2	4:09.327						
3	1:32.755		37.249	30.790	24.716	228.8	5:42.082						
4	1:26.629		34.201	28.356	24.072	240.0	7:08.711						
5	1:26.901		33.943	28.344	24.614	243.2	8:35.612						
6	1:44.815		42.338	37.657	24.820	151.3	10:20.427						
7	1:31.192		34.844	31.742	24.606	242.7	11:51.619						
8	2:00.104	B	35.340	35.257	49.507	243.2	13:51.723						
9	15:31.340		...	31.218	25.412	105.7	29:23.063						
10	1:28.313		34.760	28.645	24.908	240.5	30:51.376						
11	1:26.457		33.968	28.276	24.213	244.3	32:17.833						
12	1:26.482		33.821	28.297	24.364	245.5	33:44.315						
13	1:26.045		33.718	28.140	24.187	245.5	35:10.360						
14	1:26.795		34.105	28.474	24.216	245.5	36:37.155						
15	1:26.193		33.726	28.229	24.238	246.0	38:03.348						
16	1:26.321		33.899	28.217	24.205	246.0	39:29.669						
17	1:36.626	B	33.888	28.597	34.141	247.7	41:06.295						
91 Lorenzo CAMPOS AGO													
Double R							Dallara 326						
1	2:54.041		1:56.608	31.359	26.074	111.7	2:54.041						
2	1:30.674		35.787	29.697	25.190	204.2	4:24.715						
3	1:29.374		35.116	29.225	25.033	237.4	5:54.089						
4	1:28.785		35.106	28.827	24.852	239.5	7:22.874						
5	1:27.771		34.586	28.442	24.743	242.2	8:50.645						
6	1:27.642		34.116	28.691	24.835	240.0	10:18.287						
7	1:27.738		34.347	28.588	24.803	240.5	11:46.025						
8	2:00.027	B	35.695	34.079	50.253	240.0	13:46.052						
9	10:14.743		9:16.550	31.666	26.527	106.2	24:00.795						
10	1:32.656		37.920	29.880	24.856	199.3	25:33.451						
11	1:29.556		36.702	28.435	24.419	221.8	27:03.007						
12	1:26.509		33.913	28.248	24.348	240.5	28:29.516						
13	1:26.560		33.906	28.324	24.330	241.1	29:56.076						
14	1:26.484		33.814	28.303	24.367	241.6	31:22.560						
15	1:26.600		33.954	28.258	24.388	241.1	32:49.160						
16	1:27.253		33.979	28.454	24.820	241.1	34:16.413						
17	1:27.119		34.094	28.390	24.635	243.2	35:43.532						
18	1:26.722		33.995	28.298	24.429	244.3	37:10.254						
19	1:26.874		33.894	28.262	24.718	242.7	38:37.128						
20	1:26.733		34.055	28.319	24.359	241.1	40:03.861						
99 René LAMMERS NLD													
MP Motorsport							Dallara 326						
1	2:00.487	B	51.006	32.819	36.662	104.1	2:00.487						
2	2:17.274	B	1:12.788	29.653	34.833	120.4	4:17.761						
3	4:48.732		3:52.073	28.861	27.798	121.5	9:06.493						
4	1:30.442		34.074	30.645	25.723	236.8	10:36.935						
5	1:37.855	B	33.849	28.414	35.592	236.3	12:14.790						

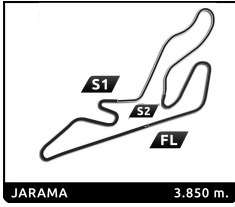


E3 SWC - R2 JARAMA Official Previous Test 1

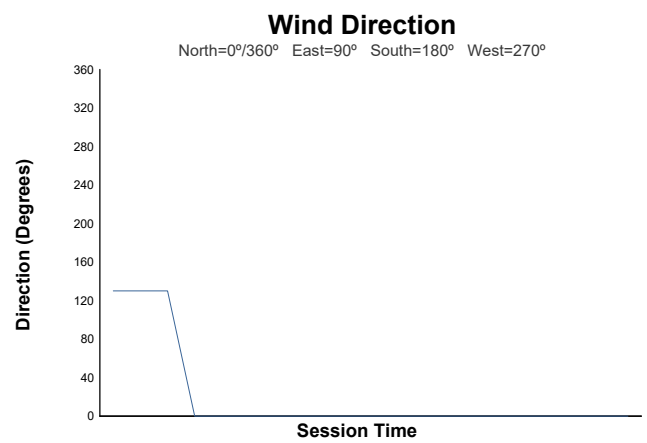
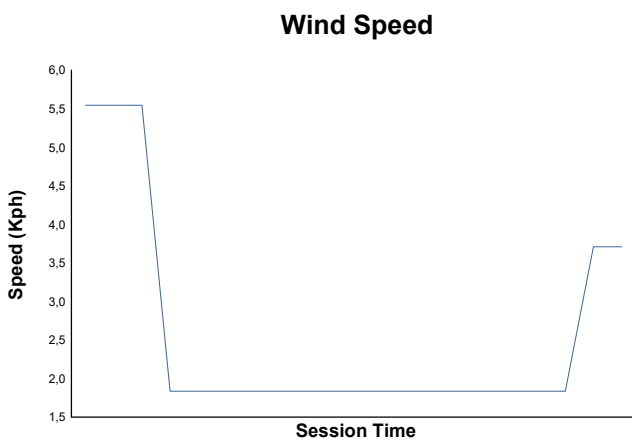
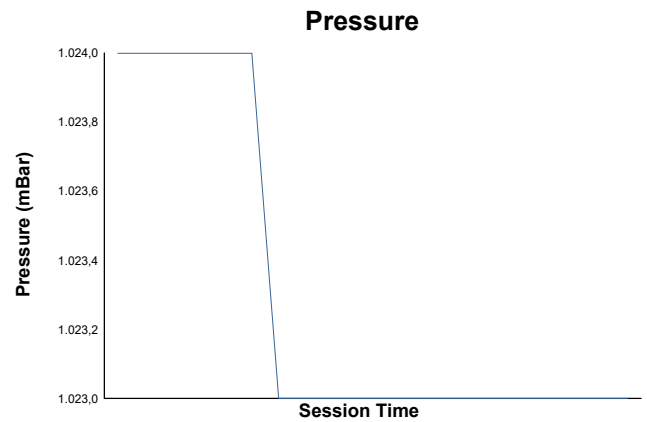
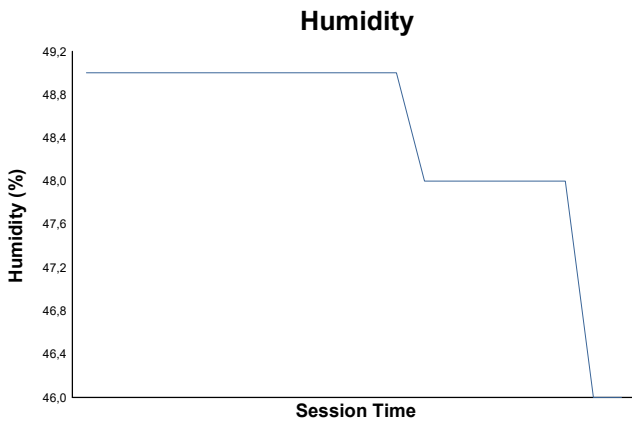
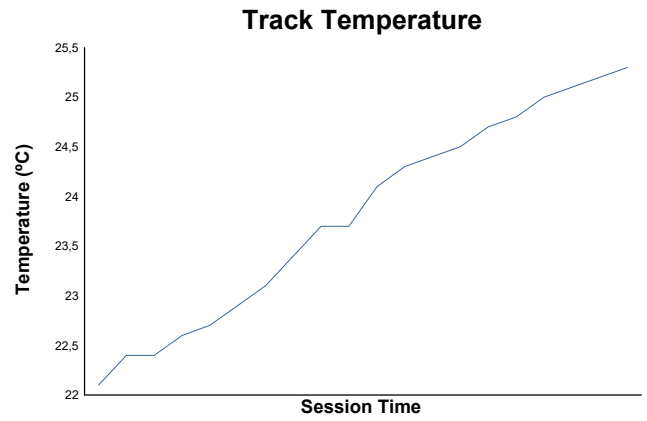
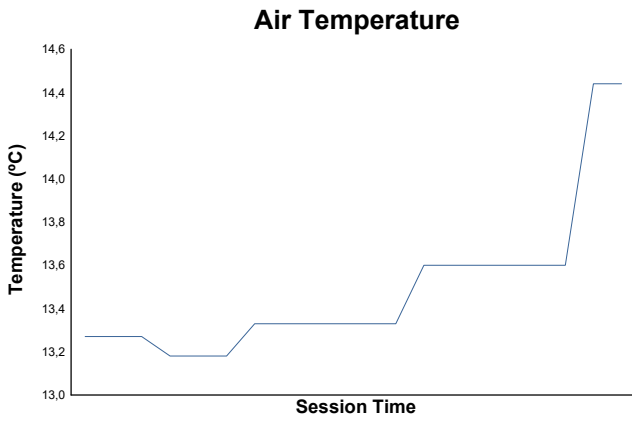
Sector Analysis

— Invalidated Lap
 ■ Personal Best
 ■ Session Best
 B Crossing the pit lane

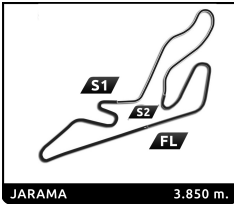
Lap	Time	Sector 1	Sector 2	Sector 3	T.Spd	Elapsed	Lap	Time	Sector 1	Sector 2	Sector 3	T.Spd	Elapsed
6	9:27.710	8:33.037	28.703	25.970	98.5	21:42.500							
7	1:26.407	33.823	28.275	24.309	236.8	23:08.907							
8	1:33.127 B	33.689	28.138	31.300	240.0	24:42.034							
9	5:03.479	4:03.419	33.818	26.242	98.5	29:45.513							
10	1:35.193	37.002	30.206	27.985	201.5	31:20.706							
11	1:25.658	33.503	28.170	23.985	239.5	32:46.364							
12	1:28.893	33.697	28.406	26.790	242.7	34:15.257							
13	1:26.150	33.618	28.229	24.303	241.6	35:41.407							
14	1:26.322	33.727	28.348	24.247	241.6	37:07.729							
15	1:26.016	33.527	28.190	24.299	241.6	38:33.745							
16	1:25.932	33.531	28.171	24.230	242.2	39:59.677							
17	1:41.667 B	39.574	30.004	32.089	223.6	41:41.344							



SWC - R2 JARAMA
E3
 Official Previous Test 1
 Weather Report



Track Status: **DRY**



E3

SWC - R2 JARAMA

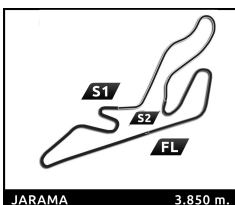
Official Previous Test 1

Race Director Report

Hour	Flag	Message
11:08:00		FAST LANE OPEN
11:10:00		PIT LANE OPEN
11:16:53		PIT LANE INCIDENT PRACTICE START CAR #16 - NOTED
11:17:41	YF	YELLOW FLAG AT TURN 7
11:17:47	GF	GREEN FLAG
11:21:41	YF	YELLOW FLAG AT TURN 1
11:21:52	RF	RED FLAG
11:22:17		CAR #16 STOPPED AT TURN 1 - DRIVER OK
11:24:23		CAR #16 BEST TIME DELETED - CAUSING RED FLAG - ART. 30.7 SR
11:27:57		E3 - PIT LANE WILL BE OPEN AT 11:30 TBC
11:28:44		E3 - PIT LANE WILL BE OPEN AT 11:30 CONFIRMED
11:30:00	GF	GREEN FLAG
11:30:01		PIT LANE OPEN
11:30:47		TEAM MANAGER & DRIVER CAR #16 REPORT TO STEWARDS AFTER THE SESSION
11:33:24		PIT LANE INCIDENT PRACTICE START CAR #9 - NOTED
11:34:53		CROSSING THE LINE AT PIT ENTRY CARS #29 -
11:36:50		CROSSING THE LINE AT PIT ENTRY CARS #29 - NOTED
11:37:36	YF	YELLOW FLAG AT TURN 7
11:37:55	GF	GREEN FLAG
11:50:00		CHEQUERED FLAG
11:51:24		APERTURA PIT LANE A LAS 12:00

Published at: ...11:50.....

Race Director: Luis GONZÁLEZ 	Timekeeper: Alberto ESTÉBANEZ 
---	--


E3
SWC - R2 JARAMA
Official Previous Test 2
Amended
Classification

No	Driver	Nat	Team	Car	Cl.	Time	Lap Total	Gap	Kph
1	99 René LAMMERS	NLD	MP Motorsport	Dallara 326	R	1:24.986	4 12	-	163.1
2	12 Gianmarco PRADEL	AUS	MP Motorsport	Dallara 326		1:25.050	4 12	+0.064	163.0
3	4 Ean EYCKMANS	BEL	MP Motorsport	Dallara 326	R	1:25.334	4 12	+0.348	162.4
4	14 Keanu AL AZHARI	ARE	Hitech	Dallara 326		1:25.349	13 14	+0.363	162.4
5	84 Genaro TRAPPA	ARG	Hitech	Dallara 326	R	1:25.349	12 13	+0.363	162.4
6	10 Enzo TARNVANICHKUL	THA	Campos Racing	Dallara 326		1:25.411	16 16	+0.425	162.3
7	7 Christopher EL FEGHALI	LBN	Drivex	Dallara 326	R	1:25.484	14 14	+0.498	162.1
8	37 Filippo FIORENTINO	BRA	Drivex	Dallara 326	R	1:25.526	14 14	+0.540	162.1
9	33 Rafael PERARD	FRA	Palou Motorsport	Dallara 326	R	1:25.687	14 14	+0.701	161.8
10	39 Santino PANETTA	ARG	Hitech	Dallara 326	R	1:25.704	13 13	+0.718	161.7
11	27 Heitor DALL'AGNOL	BRA	Palou Motorsport	Dallara 326	R	1:25.710	14 14	+0.724	161.7
12	9 Thomas STRAUVEN	BEL	Campos Racing	Dallara 326	R	1:25.720	12 12	+0.734	161.7
13	41 Alex POWELL	USA	Campos Racing	Dallara 326	R	1:25.762	14 14	+0.776	161.6
14	5 Patrick HEUZENROEDER	AUS	Campos Racing	Dallara 326		1:25.776	14 14	+0.790	161.6
15	48 James EGOZI	USA	Palou Motorsport	Dallara 326		1:25.805	15 15	+0.819	161.5
16	26 Yuanpu CUI	CHN	Double R	Dallara 326		1:25.837	4 14	+0.851	161.5
17	2 Kacper SZTUKA	POL	Tecnicar by Amtog	Dallara 326		1:25.876	7 13	+0.890	161.4
18	77 Bart HARRISON	GBR	Double R	Dallara 326	R	1:25.899	5 13	+0.913	161.4
19	91 Lorenzo CAMPOS	AGO	Double R	Dallara 326	R	1:26.013	7 13	+1.027	161.1
20	23 Stefan BOSTANDJIEV	BGR	Hitech	Dallara 326		1:26.216	6 12	+1.230	160.8
21	17 Alceu FELDMANN	BRA	MP Motorsport	Dallara 326		1:26.384	4 9	+1.398	160.4
22	74 Yani STEVENHEYDENS	BEL	GRS	Dallara 326		1:26.564	9 15	+1.578	160.1
23	11 Luca VIISOREANU	ROU	TC Racing	Dallara 326	R	1:26.583	14 14	+1.597	160.1
24	29 Gianni GIOVANELLI	ARG	GRS	Dallara 326	R	1:26.632	15 15	+1.646	160.0
25	6 Stylianos KOLOVOS	GRC	Drivex	Dallara 326	R	1:27.003	5 12	+2.017	159.3
26	31 Renzo BARBUY	ARG	TC Racing	Dallara 326	R	1:27.261	14 14	+2.275	158.8
27	20 Benjamin BECKLEY	CRI	Tecnicar by Amtog	Dallara 326	R	1:28.563	4 9	+3.577	156.5
28	16 Bianca BUSTAMANTE	PHL	Palou Motorsport	Dallara 326			12		


Fastest Lap: Lap 4 René LAMMERS 1:24.986 163.1 Kph

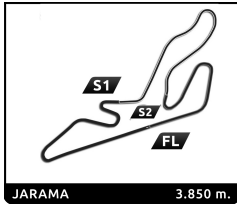
CAR #16 - ALL LAPTIMES DELETED - STEWARDS DECISION N°3

Published at: ...18:00...

 Track Status: **DRY**
Race Director:
 Luis GONZÁLEZ


Timekeeper:
 Alberto ESTÉBANEZ





E3
SWC - R2 JARAMA
Official Previous Test 2
Classification by Class
Amended

No	Driver	Nat	Team	Car	Time	Lap Total	Gap	Kph
R								
1	99 René LAMMERS	NLD	MP Motorsport	Dallara 326	1:24.986	4 12		163.1
2	4 Ean EYCKMANS	BEL	MP Motorsport	Dallara 326	1:25.334	4 12	+0.348 +0.348	162.4
3	84 Genaro TRAPPA	ARG	Hitech	Dallara 326	1:25.349	12 13	+0.363 +0.015	162.4
4	7 Chistopher EL FEGHALI	LBN	Drivex	Dallara 326	1:25.484	14 14	+0.498 +0.135	162.1
5	37 Filippo FIORENTINO	BRA	Drivex	Dallara 326	1:25.526	14 14	+0.540 +0.042	162.1
6	33 Rafael PERARD	FRA	Palou Motorsport	Dallara 326	1:25.687	14 14	+0.701 +0.161	161.8
7	39 Santino PANETTA	ARG	Hitech	Dallara 326	1:25.704	13 13	+0.718 +0.017	161.7
8	27 Heitor DALL'AGNOL	BRA	Palou Motorsport	Dallara 326	1:25.710	14 14	+0.724 +0.006	161.7
9	9 Thomas STRAUVEN	BEL	Campos Racing	Dallara 326	1:25.720	12 12	+0.734 +0.010	161.7
10	41 Alex POWELL	USA	Campos Racing	Dallara 326	1:25.762	14 14	+0.776 +0.042	161.6
11	77 Bart HARRISON	GBR	Double R	Dallara 326	1:25.899	5 13	+0.913 +0.137	161.4
12	91 Lorenzo CAMPOS	AGO	Double R	Dallara 326	1:26.013	7 13	+1.027 +0.114	161.1
13	11 Luca VIISOREANU	ROU	TC Racing	Dallara 326	1:26.583	14 14	+1.597 +0.570	160.1
14	29 Gianni GIOVANELLI	ARG	GRS	Dallara 326	1:26.632	15 15	+1.646 +0.049	160.0
15	6 Stylianos KOLOVOS	GRC	Drivex	Dallara 326	1:27.003	5 12	+2.017 +0.371	159.3
16	31 Renzo BARBUY	ARG	TC Racing	Dallara 326	1:27.261	14 14	+2.275 +0.258	158.8
17	20 Benjamin BECKLEY	CRI	Tecnicar by Amtog	Dallara 326	1:28.563	4 9	+3.577 +1.302	156.5

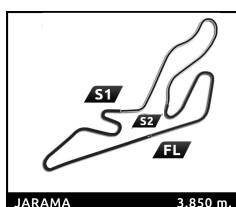
CAR #16 - ALL LAPTIMES DELETED - STEWARDS DECISION N°3

 Published at:**18:00**.....

 Track Status: **DRY**
Race Director:
 Luis GONZÁLEZ


Timekeeper:
 Alberto ESTÉBANEZ

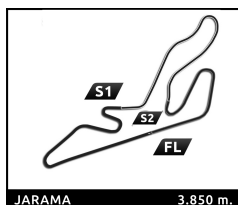




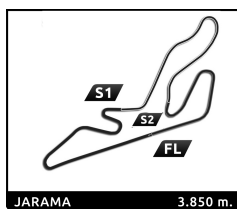
E3 SWC - R2 JARAMA Official Previous Test 2

Best Top Speed

No Driver	Team	Class	Top 1		Top 2		Top 3		Top 4		Top 5		Avg
			Kph	Lap	Kph	Lap	Kph	Lap	Kph	Lap	Kph	Lap	
48 James EGOZI	Palou Motorsport		254.1	7	248.8	8	246.6	14	246.6	11	246.6	6	248,5
10 Enzo TARNVANICHKUL	Campos Racing		252.3	16	250.6	6	248.8	5	248.3	15	248.3	3	249,7
33 Rafael PERARD	Palou Motorsport	R	250.6	7	249.4	9	248.8	14	248.3	8	247.7	10	249,0
41 Alex POWELL	Campos Racing	R	250.6	14	250.0	7	248.3	13	247.7	6	245.5	4	248,4
74 Yani STEVENHEYDENS	GRS		250.6	14	247.7	15	246.0	6	246.0	5	244.3	10	246,9
5 Patrick HEUZENROEDER	Campos Racing		250.0	7	249.4	9	249.4	6	248.3	8	248.3	5	249,1
37 Filippo FIORENTINO	Drivex	R	250.0	3	249.4	5	248.3	14	247.7	8	247.7	7	248,6
7 Chistopher EL FEGHALI	Drivex	R	248.8	13	247.1	14	246.6	7	246.6	4	246.0	9	247,0
9 Thomas STRAUVEN	Campos Racing	R	248.8	7	248.3	6	245.5	5	244.9	3	243.8	4	246,3
14 Keanu AL AZHARI	Hitech		248.8	7	248.8	14	246.6	8	246.0	10	246.0	4	247,2
27 Heitor DALL'AGNOL	Palou Motorsport	R	248.8	9	248.8	10	247.7	8	247.7	7	246.6	14	247,9
16 Bianca BUSTAMANTE	Palou Motorsport		248.3	4	246.6	6	246.0	5	245.5	12	245.5	11	246,4
84 Genaro TRAPPA	Hitech	R	248.3	13	247.1	12	247.1	6	246.6	8	246.6	5	247,1
11 Luca VIISOREANU	TC Racing	R	247.7	7	245.5	9	244.9	14	244.3	8	244.3	4	245,3
39 Santino PANETTA	Hitech	R	247.7	4	247.1	13	247.1	9	246.6	12	246.6	7	247,0
2 Kacper SZTUKA	Tecnicar by Amtog		247.1	8	244.9	13	244.3	6	243.8	5	243.8	7	244,8
99 René LAMMERS	MP Motorsport	R	247.1	12	244.3	11	243.8	6	243.2	4	242.7	3	244,2
23 Stefan BOSTANDJIEV	Hitech		246.0	7	245.5	8	245.5	6	244.3	9	242.7	5	244,8
31 Renzo BARBUY	TC Racing	R	246.0	14	243.8	13	243.2	6	242.7	8	242.7	5	243,7
20 Benjamin BECKLEY	Tecnicar by Amtog	R	245.5	5	244.9	4	244.3	6	242.7	3	242.7	7	244,0
4 Ean EYCKMANS	MP Motorsport	R	244.9	7	244.3	6	243.8	12	243.2	5	242.7	4	243,8
6 Stylianos KOLOVOS	Drivex	R	244.9	8	244.3	9	243.8	7	243.2	6	242.7	5	243,8
12 Gianmarco PRADEL	MP Motorsport		244.9	8	244.9	12	244.3	11	243.8	7	243.2	4	244,2
26 Yuanpu CUI	Double R		244.9	5	244.9	8	243.2	7	242.7	6	242.7	14	243,7
17 Alceu FELDMANN	MP Motorsport		244.3	9	243.2	8	242.7	7	242.2	3	242.2	5	242,9
29 Gianni GIOVANELLI	GRS	R	243.8	8	243.8	9	242.7	15	242.7	7	242.7	6	243,1
77 Bart HARRISON	Double R	R	243.2	13	242.2	6	241.1	12	240.0	8	239.5	5	241,2
91 Lorenzo CAMPOS	Double R	R	242.7	9	241.6	8	240.5	7	240.0	6	240.0	5	241,0


E3
SWC - R2 JARAMA
Official Previous Test 2
Best Sector Times

Sector 1			Sector 2			Sector 3			Ideal Lap	Best Lap
Pos	No Driver	Time	No Driver	Time	No Driver	Time	Pos	No Driver		
1	99 R.LAMMERS	33.229	10 E.TARNVANICHKUL	27.760	99 R.LAMMERS	23.865	1	99 R.LAMMERS	1:24.924	1:24.986 (1)
2	12 G.PRADEL	33.290	14 K.AL AZHARI	27.808	12 G.PRADEL	23.915	2	12 G.PRADEL	1:25.020	1:25.050 (2)
3	39 S.PANETTA	33.317	12 G.PRADEL	27.815	14 K.AL AZHARI	23.935	3	14 K.AL AZHARI	1:25.088	1:25.349 (4)
4	14 K.AL AZHARI	33.345	99 R.LAMMERS	27.830	4 E.EYCKMANS	23.957	4	4 E.EYCKMANS	1:25.279	1:25.334 (3)
5	9 T.STRAUVEN	33.388	37 F.FIORENTINO	27.840	84 G.TRAPPA	24.021	5	39 S.PANETTA	1:25.308	1:25.704 (10)
6	4 E.EYCKMANS	33.467	84 G.TRAPPA	27.854	10 E.TARNVANICHKUL	24.037	6	84 G.TRAPPA	1:25.349	1:25.349 (5)
7	84 G.TRAPPA	33.474	4 E.EYCKMANS	27.855	26 Y.CUI	24.045	7	10 E.TARNVANICHKUL	1:25.411	1:25.411 (6)
8	7 C.EL FEGHALI	33.505	7 C.EL FEGHALI	27.863	39 S.PANETTA	24.076	8	7 C.EL FEGHALI	1:25.484	1:25.484 (7)
9	5 P.HEUZENROEDER	33.516	33 R.PERARD	27.866	48 J.EGOZI	24.091	9	37 F.FIORENTINO	1:25.526	1:25.526 (8)
10	41 A.POWELL	33.517	41 A.POWELL	27.914	9 T.STRAUVEN	24.108	10	9 T.STRAUVEN	1:25.562	1:25.720 (12)
11	27 H.DALL'AGNOL	33.520	39 S.PANETTA	27.915	2 K.SZTUKA	24.109	11	41 A.POWELL	1:25.582	1:25.762 (13)
12	91 L.CAMPOS	33.528	11 L.VIISOREANU	27.918	7 C.EL FEGHALI	24.116	12	5 P.HEUZENROEDER	1:25.605	1:25.776 (14)
13	37 F.FIORENTINO	33.533	23 S.BOSTANDJIEV	27.945	5 P.HEUZENROEDER	24.128	13	27 H.DALL'AGNOL	1:25.632	1:25.710 (11)
14	33 R.PERARD	33.560	27 H.DALL'AGNOL	27.946	41 A.POWELL	24.151	14	26 Y.CUI	1:25.640	1:25.837 (16)
15	26 Y.CUI	33.571	5 P.HEUZENROEDER	27.961	37 F.FIORENTINO	24.153	15	33 R.PERARD	1:25.656	1:25.687 (9)
16	2 K.SZTUKA	33.582	48 J.EGOZI	27.988	27 H.DALL'AGNOL	24.166	16	2 K.SZTUKA	1:25.684	1:25.876 (17)
17	10 E.TARNVANICHKUL	33.614	2 K.SZTUKA	27.993	77 B.HARRISON	24.204	17	48 J.EGOZI	1:25.703	1:25.805 (15)
18	77 B.HARRISON	33.621	26 Y.CUI	28.024	33 R.PERARD	24.230	18	77 B.HARRISON	1:25.899	1:25.899 (18)
19	48 J.EGOZI	33.624	16 B.BUSTAMANTE	28.035	91 L.CAMPOS	24.255	19	91 L.CAMPOS	1:25.941	1:26.013 (19)
20	17 A.FELDMANN	33.774	9 T.STRAUVEN	28.066	17 A.FELDMANN	24.291	20	23 S.BOSTANDJIEV	1:26.075	1:26.216 (20)
21	23 S.BOSTANDJIEV	33.791	77 B.HARRISON	28.074	11 L.VIISOREANU	24.300	21	11 L.VIISOREANU	1:26.225	1:26.583 (23)
22	74 Y.STEVENHEYDENS	33.848	74 Y.STEVENHEYDENS	28.140	74 Y.STEVENHEYDENS	24.310	22	17 A.FELDMANN	1:26.291	1:26.384 (21)
23	29 G.GIOVANELLI	33.884	91 L.CAMPOS	28.158	23 S.BOSTANDJIEV	24.339	23	74 Y.STEVENHEYDENS	1:26.298	1:26.564 (22)
24	11 L.VIISOREANU	34.007	17 A.FELDMANN	28.226	16 B.BUSTAMANTE	24.467	24	29 G.GIOVANELLI	1:26.632	1:26.632 (24)
25	6 S.KOLOVOS	34.106	29 G.GIOVANELLI	28.247	31 R.BARBUY	24.493	25	16 B.BUSTAMANTE	1:26.664	1:26.664 (25)
26	31 R.BARBUY	34.119	31 R.BARBUY	28.279	29 G.GIOVANELLI	24.501	26	31 R.BARBUY	1:26.891	1:27.261 (27)
27	16 B.BUSTAMANTE	34.162	6 S.KOLOVOS	28.280	6 S.KOLOVOS	24.510	27	6 S.KOLOVOS	1:26.896	1:27.003 (26)
28	20 B.BECKLEY	34.938	20 B.BECKLEY	28.369	20 B.BECKLEY	24.685	28	20 B.BECKLEY	1:27.992	1:28.563 (28)



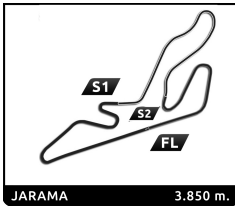
E3

SWC - R2 JARAMA

Official Previous Test 2











Fastest Lap Sequence

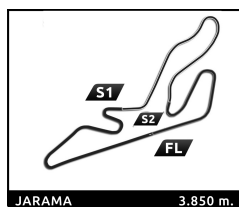
Elapsed	No	Driver	Team	Car	Class	Time	Kph	Lap
3:08.398	4	Ean EYCKMANS	MP Motorsport	Dallara 326	R	1:28.460	156.7	2
4:34.554	4	Ean EYCKMANS	MP Motorsport	Dallara 326	R	1:26.156	160.9	3
4:40.379	12	Gianmarco PRADEL	MP Motorsport	Dallara 326		1:25.677	161.8	3
4:43.566	99	René LAMMERS	MP Motorsport	Dallara 326	R	1:25.510	162.1	3
5:59.888	4	Ean EYCKMANS	MP Motorsport	Dallara 326	R	1:25.334	162.4	4
6:05.429	12	Gianmarco PRADEL	MP Motorsport	Dallara 326		1:25.050	163.0	4
6:08.552	99	René LAMMERS	MP Motorsport	Dallara 326	R	1:24.986	163.1	4



E3
SWC - R2 JARAMA
Official Previous Test 2

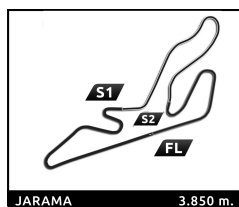
Flag Analysis

Flag	Time
 GREEN FLAG	13:50:00.000
 GREEN FLAG	13:50:01.860
 GREEN FLAG	13:50:05.172
 YELLOW FLAG AT SECTOR 1	14:12:03.565
 RED FLAG	14:12:17.753
 GREEN FLAG	14:18:00.541
 YELLOW FLAG AT SECTOR 1	14:18:37.667
 RED FLAG	14:18:55.511
 GREEN FLAG	14:26:00.446
 CHEQUERED FLAG	14:30:00.000

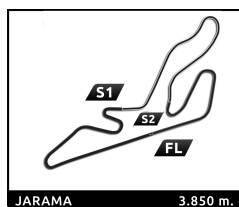

E3
SWC - R2 JARAMA
Official Previous Test 2
Sector Analysis

— Invalidated Lap Personal Best Session Best **B** Crossing the pit lane

Lap	Time	Sector 1	Sector 2	Sector 3	T.Sp	Elapsed	Lap	Time	Sector 1	Sector 2	Sector 3	T.Sp	Elapsed		
2	Kacper SZUKA	POL						7	1:27.636	34.452	28.496	24.688	243.8	12:13.931	
	Tecnicar by Amtog	Dallara 326						8	1:27.293	34.131	28.570	24.592	244.9	13:41.224	
1	2:30.089	1:21.382	38.237	30.470	90.2	2:30.089	9	1:27.411	34.229	28.476	24.706	244.3	15:08.635		
2	1:39.805	40.849	32.382	26.574	202.6	4:09.894	10	1:27.315	34.168	28.454	24.693	242.2	16:35.950		
3	1:32.920	36.431	28.860	27.629	238.9	5:42.814	11	1:37.067 B	34.738	28.541	33.788	241.6	18:13.017		
4	1:26.175	33.919	28.029	24.227	241.6	7:08.989	12	12:22.226 B	...	40.871	43.561	90.8	30:35.243		
5	1:25.948	33.792	28.047	24.109	243.8	8:34.937									
6	1:34.318	33.763	34.615	25.940	244.3	10:09.255									
7	1:25.876	33.582	28.119	24.175	243.8	11:35.131									
8	1:34.228 B	33.659	28.242	32.327	247.1	13:09.359									
9	12:11.503 B	...	56.379	57.268	77.5	25:20.862									
10	5:22.844 B	3:56.243	43.740	42.861	94.9	30:43.706									
11	7:11.121	6:15.880	29.610	25.631	98.4	37:54.827									
12	1:39.068	34.429	30.854	33.785	243.2	39:33.895									
13	1:26.054	33.870	27.993	24.191	244.9	40:59.949									
4	Ean EYCKMANS	BEL						7	Christoper EL FEGHALI	LBN					
	MP Motorsport	Dallara 326							Drivex	Dallara 326					
1	1:39.938	43.870	30.891	25.177	99.5	1:39.938	1	2:10.263 B	1:03.464	30.699	36.100	115.9	2:10.263		
2	1:28.460	35.674	28.424	24.362	236.8	3:08.398	2	2:20.876 B	1:11.796	30.888	38.192	113.1	4:31.139		
3	1:26.156	33.783	27.905	24.468	241.6	4:34.554	3	2:09.911	1:12.311	31.072	26.528	114.0	6:41.050		
4	1:25.334	33.499	27.878	23.957	242.7	5:59.888	4	1:31.955 B	34.075	28.701	29.179	246.6	8:13.005		
5	1:25.614	33.519	27.978	24.117	243.2	7:25.502	5	4:23.774	3:26.551	32.352	24.871	88.8	12:36.779		
6	1:26.043	33.846	28.036	24.161	244.3	8:51.545	6	1:27.711	34.937	28.323	24.451	246.0	14:04.490		
7	1:32.135 B	33.672	27.968	30.495	244.9	10:23.680	7	1:26.501	33.814	28.290	24.397	246.6	15:30.991		
8	14:52.814 B	...	57.737	53.616	4.0	25:16.494	8	1:26.163	33.777	28.146	24.240	245.5	16:57.154		
9	5:01.665 B	3:30.941	38.169	52.555	92.7	30:18.159	9	1:25.959	33.763	28.032	24.164	246.0	18:23.113		
10	7:18.417	6:23.282	28.968	26.167	121.5	37:36.576	10	1:33.346 B	34.571	29.399	29.376	246.0	19:56.459		
11	1:25.909	33.791	28.079	24.039	242.7	39:02.485	11	10:31.675 B	9:12.940	36.326	42.409	98.4	30:28.134		
12	1:25.433	33.467	27.855	24.111	243.8	40:27.918	12	7:19.706	6:22.573	29.004	28.129	125.0	37:47.840		
5	Patrick HEUZENROEDER	AUS						13	1:30.049	33.703	30.361	25.985	248.8	39:17.889	
	Campos Racing	Dallara 326						14	1:25.484	33.505	27.863	24.116	247.1	40:43.373	
1	3:20.280	2:18.117	34.220	27.943	81.0	3:20.280									
2	1:33.726	37.340	31.536	24.850	214.7	4:54.006									
3	1:30.771	35.933	30.365	24.473	246.0	6:24.777									
4	1:26.298	33.822	28.259	24.217	248.3	7:51.075									
5	1:26.385	33.748	28.069	24.568	248.3	9:17.460									
6	1:26.151	33.916	28.107	24.128	249.4	10:43.611									
7	1:29.220	34.368	30.358	24.494	250.0	12:12.831									
8	1:26.173	33.665	28.182	24.326	248.3	13:39.004									
9	1:34.772 B	34.074	28.615	32.083	249.4	15:13.776									
10	7:59.682 B	6:43.995	34.301	41.386	85.5	23:13.458									
11	8:50.174 B	6:55.058	1:04.746	50.370	92.4	32:03.632									
12	5:57.134	5:02.307	29.403	25.424	114.5	38:00.766									
13	1:25.895	33.731	27.961	24.203	246.6	39:26.661									
14	1:25.776	33.516	28.042	24.218	248.3	40:52.437									
6	Stylianios KOLOVOS	GRC						9	Thomas STRAUVEN	BEL					
	Drivex	Dallara 326							Campos Racing	Dallara 326					
1	2:19.905 B	1:13.895	32.341	33.669	100.8	2:19.905	1	3:11.865	2:11.413	31.794	28.658	65.3	3:11.865		
2	2:34.788	1:40.353	29.354	25.081	87.7	4:54.693	2	1:32.825	36.375	31.870	24.580	227.8	4:44.690		
3	1:28.875	35.574	28.551	24.750	229.3	6:23.568	3	1:27.089	34.318	28.408	24.363	244.9	6:11.779		
4	1:28.604	34.556	29.348	24.700	242.2	7:52.172	4	1:26.610	34.018	28.234	24.358	243.8	7:38.389		
5	1:27.003	34.213	28.280	24.510	242.7	9:19.175	5	1:26.215	33.732	28.215	24.268	245.5	9:04.604		
6	1:27.120	34.106	28.365	24.649	243.2	10:46.295	6	1:26.145	33.559	28.072	24.514	248.3	10:30.749		
							7	1:34.972 B	35.347	28.786	30.839	248.8	12:05.721		
							8	6:04.365 B	5:06.017	28.296	30.052	117.4	18:10.086		
							9	2:06.272 B	1:08.014	28.279	29.979	120.8	20:16.358		
							10	17:18.310	...	28.637	24.924	113.9	37:34.668		
							11	1:25.880	33.706	28.066	24.108	240.5	39:00.548		
							12	1:25.720	33.388	28.125	24.207	243.8	40:26.268		
10	Enzo TARNVANICHKUL	THA						10	Enzo TARNVANICHKUL	THA					
	Campos Racing	Dallara 326							Campos Racing	Dallara 326					
1	2:06.236	1:09.152	31.277	25.807	89.0	2:06.236	1	2:06.236	1:09.152	31.277	25.807	89.0	2:06.236		
2	1:29.459	35.415	29.511	24.533	225.9	3:35.695	2	1:29.459	35.415	29.511	24.533	225.9	3:35.695		
3	1:29.712	34.021	30.050	25.641	248.3	5:05.407	3	1:29.712	34.021	30.050	25.641	248.3	5:05.407		
4	1:26.318	33.970	28.070	24.278	245.5	6:31.725	4	1:26.318	33.970	28.070	24.278	245.5	6:31.725		
5	1:26.435	33.882	28.260	24.293	248.8	7:58.160	5	1:26.435	33.882	28.260	24.293	248.8	7:58.160		
6	1:33.985 B	33.926	28.203	31.856	250.6	9:32.145	6	1:33.985 B	33.926	28.203	31.856	250.6	9:32.145		
7	6:33.240	5:36.900	30.071	26.269	96.7	16:05.385	7	6:33.240	5:36.900	30.071	26.269	96.7	16:05.385		
8	1:28.071	34.817	28.495	24.759	237.4	17:33.456	8	1:28.071	34.817	28.495	24.759	237.4	17:33.456		
9	1:26.433	33.957	28.217	24.259	241.1	18:59.889	9	1:26.433	33.957	28.217	24.259	241.1	18:59.889		
10	1:26.005	33.710	28.080	24.215	243.2	20:25.894	10	1:26.005	33.710	28.080	24.215	243.2	20:25.894		
11	1:30.832 B	33.858	28.110	28.864	244.9	21:56.726	11	1:30.832 B	33.858	28.110	28.864	244.9	21:56.726		
12	3:57.848 B	2:15.860	57.950	44.038	123.1	25:54.574	12	3:57.848 B	2:15.860	57.950	44.038	123.1	25:54.574		
13	5:50.168 B	4:05.672	1:01.130	43.366	83.5	31:44.742	13	5:50.168 B	4:05.672	1:01.130	43.366	83.5	31:44.742		
14	6:17.037	5:21.855	29.139	26.043	116.5	38:01.779	14	6:17.037	5:21.855	29.139	26.043	116.5	38:01.779		
15	1:25.612	33.677	27.804	24.131	248.3	39:27.391	15	1:25.612	33.677	27.804	24.131	248.3	39:27.391		
16	1:25.411	33.614	27.760	24.037	252.3	40:52.802	16	1:25.411	33.614	27.760	24.037	252.3	40:52.802		


E3
SWC - R2 JARAMA
Official Previous Test 2
Sector Analysis


— Invalidated Lap							■ Personal Best							■ Session Best							■ Crossing the pit lane																																																																																				
Lap	Time	Sector 1	Sector 2	Sector 3	T.Sp	Elapsed	Lap	Time	Sector 1	Sector 2	Sector 3	T.Sp	Elapsed	Lap	Time	Sector 1	Sector 2	Sector 3	T.Sp	Elapsed	Lap	Time	Sector 1	Sector 2	Sector 3	T.Sp	Elapsed																																																																														
11	Luca VIISOREANU						ROU	6	1:27.278	34.246	28.415	24.617	246.6	9:29.278	7	1:44.215 B	34.424	33.201	36.590	244.3	11:13.493	8	12:52.389 B	...	48.874	44.416	46.2	24:05.882	9	6:19.055 B	4:49.458	37.880	51.717	108.0	30:24.937	10	7:19.960	6:24.898	29.467	25.595	121.6	37:44.897	11	1:28.978	34.828	28.881	25.269	245.5	39:13.875	12	1:26.664	34.162	28.035	24.467	245.5	40:40.539																																																	
TC Racing							Dallara 326																																																																																																		
1	1:56.098	57.609	32.260	26.229	94.1	1:56.098	1	1:52.216	53.155	32.827	26.234	89.4	1:52.216	2	1:32.213	35.566	30.286	26.361	237.9	3:24.429	3	1:27.986	34.931	28.722	24.333	242.2	4:52.415	4	1:26.384	33.835	28.258	24.291	241.6	6:18.799	5	1:26.461	33.801	28.226	24.434	242.2	7:45.260	6	1:30.726	36.586	29.451	24.689	208.1	9:15.986	7	1:26.345	33.735	28.191	24.419	242.7	10:42.331	8	1:26.668	33.808	28.467	24.393	243.2	12:08.999	9	1:32.397 B	33.774	28.309	30.314	244.3	13:41.396																																				
12	Gianmarco PRADEL						AUS	1	1:44.871	48.547	30.760	25.564	91.8	1:44.871	2	1:29.831	35.573	29.997	24.261	231.8	3:14.702	3	1:25.677	33.693	27.835	24.149	242.2	4:40.379	4	1:25.050	33.320	27.815	23.915	243.2	6:05.429	5	1:25.231	33.413	27.838	23.980	242.7	7:30.660	6	1:29.792	35.182	28.985	25.625	234.3	9:00.452	7	1:25.534	33.390	28.041	24.103	243.8	10:25.986	8	1:30.837 B	33.533	28.282	29.022	244.9	11:56.823	9	18:19.262 B	...	37.519	51.798	103.6	30:16.085	10	7:23.763	6:28.554	29.664	25.545	106.9	37:39.848	11	1:25.375	33.417	27.899	24.059	244.3	39:05.223	12	1:25.212	33.290	27.823	24.099	244.9	40:30.435														
MP Motorsport							Dallara 326																																																																																																		
14	Keanu AL AZHARI						ARE	1	2:04.169	1:06.671	31.874	25.624	99.7	2:04.169	2	1:30.648	36.184	29.815	24.649	234.3	3:34.817	3	1:31.926	36.454	30.109	25.363	243.2	5:06.743	4	1:32.090 B	34.000	28.037	30.053	246.0	6:38.833	5	2:14.705	1:10.067	37.788	26.850	121.1	8:53.538	6	1:25.962	33.678	27.997	24.287	244.3	10:19.500	7	1:25.626	33.634	27.903	24.089	248.8	11:45.126	8	1:27.823	33.526	29.618	24.679	246.6	13:12.949	9	1:25.507	33.445	27.905	24.157	245.5	14:38.456	10	1:33.265 B	33.482	28.124	31.659	246.0	16:11.721	11	15:34.070 B	...	1:01.072	43.512	98.2	31:45.791	12	6:11.894	5:15.939	29.702	26.253	113.2	37:57.685	13	1:25.349	33.577	27.837	23.935	245.5	39:23.034	14	1:25.381	33.345	27.808	24.228	248.8	40:48.415
Hitech							Dallara 326																																																																																																		
16	Bianca BUSTAMANTE						PHL	1	2:32.552	1:33.566	32.884	26.102	92.5	2:32.552	2	1:32.378	37.583	29.843	24.952	227.4	4:04.930	3	1:26.058	33.866	28.147	24.045	240.0	5:30.988	4	1:25.837	33.652	28.024	24.161	241.1	6:56.825	5	1:42.591	40.783	37.071	24.737	244.9	8:39.416	6	1:31.113	33.571	31.218	26.324	242.7	10:10.529	7	1:26.122	33.608	28.225	24.289	243.2	11:36.651	8	1:26.505	33.735	28.309	24.461	244.9	13:03.156																																										
Palou Motorsport							Dallara 326																																																																																																		
20	Benjamin BECKLEY						CRI	1	1:57.848	57.046	34.569	26.233	87.2	1:57.848	2	1:33.744	38.308	29.673	25.763	211.8	3:31.592	3	1:28.814	34.938	28.369	25.507	242.7	5:00.406	4	1:28.563	35.240	28.638	24.685	244.9	6:28.969	5	1:31.252	36.247	30.191	24.814	245.5	8:00.221	6	1:30.735	35.087	30.462	25.186	244.3	9:30.956	7	1:29.075	35.054	28.996	25.025	242.7	11:00.031	8	1:28.399	34.703	28.650	25.046	242.2	12:28.430	9	1:41.290 B	35.799	30.516	34.975	242.7	14:09.720																																			
Tecnicar by Amtog							Dallara 326																																																																																																		
23	Stefan BOSTANDJIEV						BGR	1	2:55.386	1:57.632	32.116	25.638	106.7	2:55.386	2	1:40.185 B	35.379	28.924	35.882	236.8	4:35.571	3	2:13.432	1:19.985	28.942	24.505	117.9	6:49.003	4	1:26.371	33.980	28.041	24.350	240.5	8:15.374	5	1:26.264	33.811	27.945	24.508	242.7	9:41.638	6	1:26.216	33.794	28.083	24.339	245.5	11:07.854	7	1:26.323	33.791	28.091	24.441	246.0	12:34.177	8	1:26.543	33.816	28.204	24.523	245.5	14:00.720	9	1:35.301 B	35.043	28.257	32.001	244.3	15:36.021	10	16:13.460 B	...	1:01.126	46.319	66.5	31:49.481	11	6:30.672 B	5:29.347	29.488	31.837	121.9	38:20.153	12	2:06.941 B	1:04.364	28.588	33.989	114.2	40:27.094														
Hitech							Dallara 326																																																																																																		
26	Yuanpu CUI						CHN	1	2:32.552	1:33.566	32.884	26.102	92.5	2:32.552	2	1:32.378	37.583	29.843	24.952	227.4	4:04.930	3	1:26.058	33.866	28.147	24.045	240.0	5:30.988	4	1:25.837	33.652	28.024	24.161	241.1	6:56.825	5	1:42.591	40.783	37.071	24.737	244.9	8:39.416	6	1:31.113	33.571	31.218	26.324	242.7	10:10.529	7	1:26.122	33.608	28.225	24.289	243.2	11:36.651	8	1:26.505	33.735	28.309	24.461	244.9	13:03.156																																										
Double R							Dallara 326																																																																																																		


E3
SWC - R2 JARAMA
Official Previous Test 2
Sector Analysis

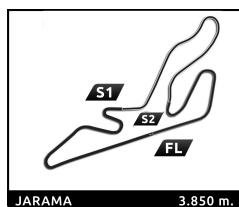
— Invalidated Lap

 Personal Best

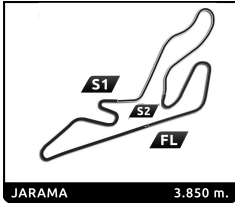
 Session Best

 Crossing the pit lane

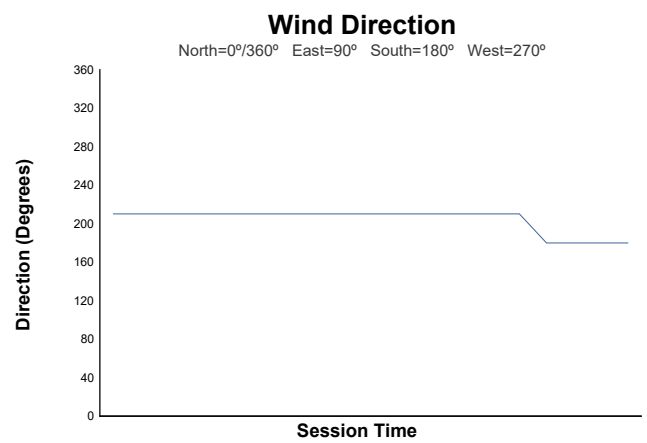
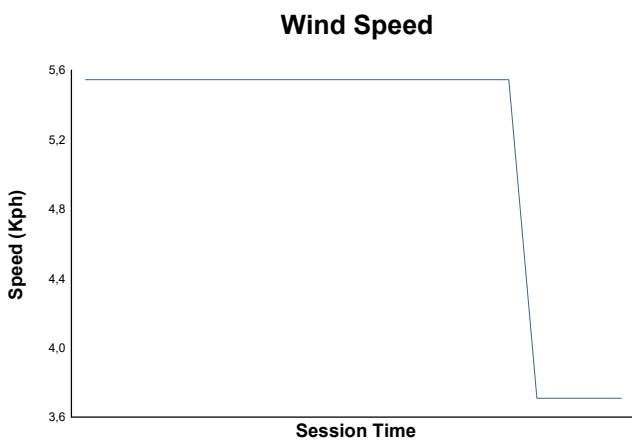
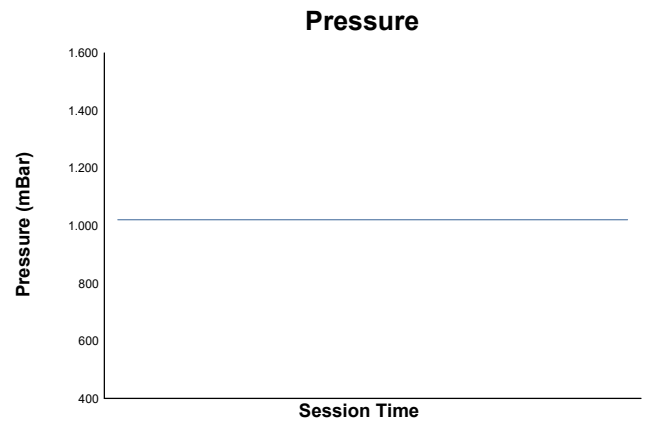
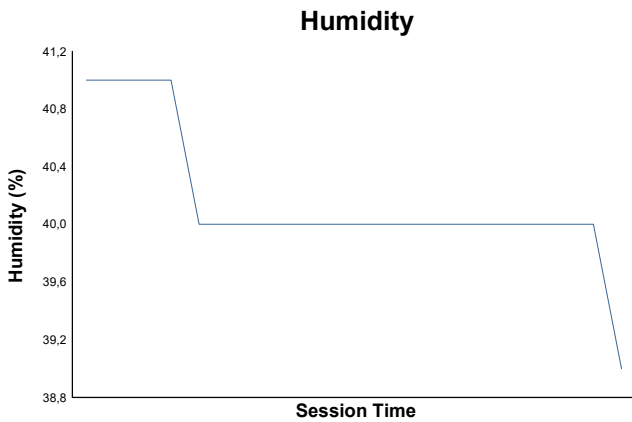
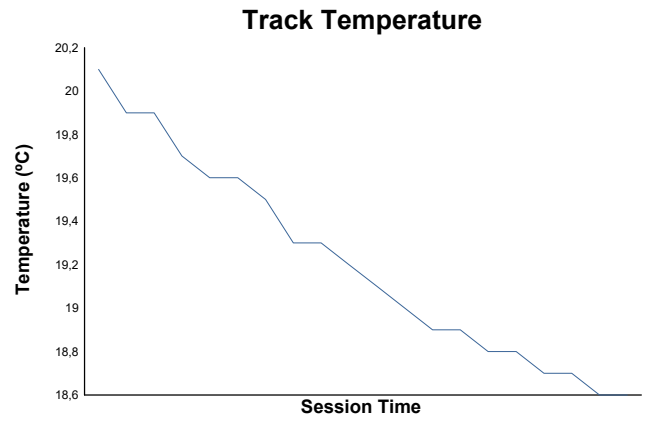
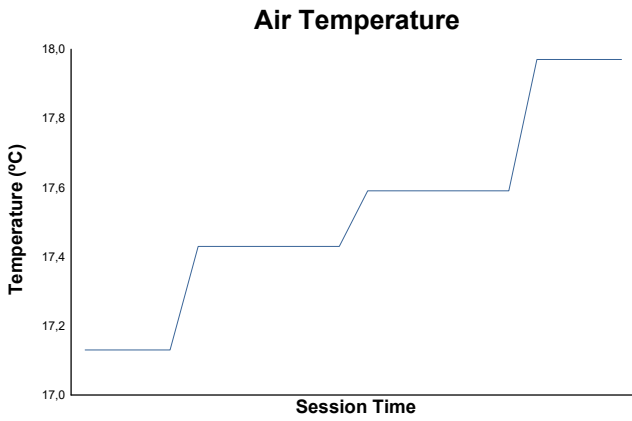
Lap	Time	Sector 1	Sector 2	Sector 3	T.Sp	Elapsed	Lap	Time	Sector 1	Sector 2	Sector 3	T.Sp	Elapsed
9	1:28.370	35.605	28.387	24.378	241.6	14:31.526	14	1:27.261	34.120	28.397	24.744	246.0	40:47.674
10	1:34.513 B	34.551	28.504	31.458	242.2	16:06.039	33 Rafael PERARD FRA						
11	8:02.199 B	6:32.140	44.945	45.114	76.3	24:08.238	Palou Motorsport Dallara 326						
12	13:41.963	...	29.462	24.812	92.7	37:50.201	1	1:50.005	52.622	30.990	26.393	92.5	1:50.005
13	1:31.443	33.647	29.918	27.878	242.2	39:21.644	2	1:35.940 B	36.269	29.827	29.844	220.0	3:25.945
14	1:26.064	33.583	28.122	24.359	242.7	40:47.708	3	2:03.402	1:09.301	29.458	24.643	94.7	5:29.347
27 Heitor DALL'AGNOL BRA							4	1:27.086	34.218	28.329	24.539	243.8	6:56.433
Palou Motorsport Dallara 326							5	1:26.486	33.849	28.111	24.526	246.0	8:22.919
1	2:00.580 B	55.235	32.154	33.191	99.5	2:00.580	6	1:50.923	43.988	39.564	27.371	192.9	10:13.842
2	2:02.701	1:07.088	30.549	25.064	124.9	4:03.281	7	1:36.180	34.320	36.325	25.535	250.6	11:50.022
3	1:35.205	36.770	32.961	25.474	220.4	5:38.486	8	1:26.844	33.867	28.426	24.551	248.3	13:16.866
4	1:26.983	34.143	28.224	24.616	245.5	7:05.469	9	1:33.392	33.998	31.830	27.564	249.4	14:50.258
5	1:26.841	33.974	28.353	24.514	246.6	8:32.310	10	1:31.270 B	33.846	28.484	28.940	247.7	16:21.528
6	1:40.644	39.305	32.125	29.214	199.3	10:12.954	11	13:58.086 B	...	35.827	50.849	105.7	30:19.614
7	1:26.898	34.048	28.342	24.508	247.7	11:39.852	12	7:22.779	6:27.112	29.493	26.174	112.5	37:42.393
8	1:27.086	34.045	28.466	24.575	247.7	13:06.938	13	1:26.281	33.886	28.165	24.230	247.7	39:08.674
9	1:26.813	33.893	28.364	24.556	248.8	14:33.751	14	1:25.687	33.560	27.866	24.261	248.8	40:34.361
10	1:35.320 B	34.178	28.361	32.781	248.8	16:09.071	37 Filippo FIORENTINO BRA						
11	14:48.391 B	...	44.963	49.650	109.9	30:57.462	Drivex Dallara 326						
12	6:46.881	5:51.606	29.516	25.759	116.9	37:44.343	1	2:36.979	1:38.313	32.965	25.701	107.4	2:36.979
13	1:26.097	33.903	28.028	24.166	246.0	39:10.440	2	1:29.620	36.032	28.943	24.645	220.9	4:06.599
14	1:25.710	33.520	27.946	24.244	246.6	40:36.150	3	1:26.191	34.125	27.873	24.193	250.0	5:32.790
29 Gianni GIOVANELLI ARG							4	1:26.029	33.729	28.045	24.255	247.1	6:58.819
GRS Dallara 326							5	1:26.130	33.734	28.075	24.321	249.4	8:24.949
1	2:46.680 B	1:35.728	33.884	37.068	87.3	2:46.680	6	1:40.033	38.425	36.899	24.709	218.2	10:04.982
2	2:57.391	2:00.928	29.508	26.955	109.4	5:44.071	7	1:26.083	33.859	27.939	24.285	247.7	11:31.065
3	1:30.523	37.034	28.874	24.615	241.1	7:14.594	8	1:26.336	33.687	28.149	24.500	247.7	12:57.401
4	1:28.468	34.437	28.877	25.154	240.0	8:43.062	9	1:34.722 B	34.052	28.379	32.291	247.1	14:32.123
5	1:35.552	34.283	31.179	30.090	240.5	10:18.614	10	9:08.450 B	7:57.801	35.498	35.151	48.6	23:40.573
6	1:28.610	34.170	29.710	24.730	242.7	11:47.224	11	6:50.118 B	5:29.495	40.784	39.839	88.4	30:30.691
7	1:27.393	34.258	28.471	24.664	242.7	13:14.617	12	7:16.726	6:22.312	28.890	25.524	126.3	37:47.417
8	1:37.635	35.471	35.253	26.911	243.8	14:52.252	13	1:32.004	35.218	30.275	26.511	246.6	39:19.421
9	1:35.465	38.719	29.684	27.062	243.8	16:27.717	14	1:25.526	33.533	27.840	24.153	248.3	40:44.947
10	1:36.241 B	34.617	28.381	33.243	241.1	18:03.958	39 Santino PANETTA ARG						
11	4:57.764 B	3:38.072	38.645	41.047	88.9	23:01.722	Hitech Dallara 326						
12	7:49.939 B	6:17.410	47.563	44.966	94.6	30:51.661	1	3:26.668	2:23.497	35.564	27.607	82.8	3:26.668
13	7:12.204	6:13.264	31.782	27.158	104.2	38:03.865	2	1:30.887	36.467	28.900	25.520	216.9	4:57.555
14	1:28.480	34.997	28.488	24.995	229.3	39:32.345	3	1:29.478	34.732	28.301	26.445	242.7	6:27.033
15	1:26.632	33.884	28.247	24.501	242.7	40:58.977	4	1:29.913	36.155	29.334	24.424	247.7	7:56.946
31 Renzo BARBUY ARG							5	1:25.756	33.655	27.915	24.186	244.9	9:22.702
TC Racing Dallara 326							6	1:25.744	33.546	28.097	24.101	245.5	10:48.446
1	2:23.437	1:20.749	35.636	27.052	95.2	2:23.437	7	1:29.697	33.600	29.297	26.800	246.6	12:18.143
2	1:42.704	42.302	32.890	27.512	204.5	4:06.141	8	1:25.834	33.317	28.203	24.314	246.6	13:43.977
3	1:29.543	35.326	29.724	24.493	242.2	5:35.684	9	1:31.973 B	33.754	28.200	30.019	247.1	15:15.950
4	1:27.277	34.162	28.426	24.689	242.2	7:02.961	10	16:43.153 B	...	1:04.909	47.480	65.1	31:59.103
5	1:27.321	34.253	28.279	24.789	242.7	8:30.282	11	5:59.013	5:03.436	29.277	26.300	104.8	37:58.116
6	1:28.465	34.361	28.630	25.474	243.2	9:58.747	12	1:26.477	33.876	28.305	24.296	246.6	39:24.593
7	1:27.571	34.398	28.407	24.766	242.2	11:26.318	13	1:25.704	33.470	28.158	24.076	247.1	40:50.297
8	1:35.890 B	34.308	29.076	32.506	242.7	13:02.208	41 Alex POWELL USA						
9	8:05.090	6:57.946	38.339	28.805	72.6	21:07.298	Campos Racing Dallara 326						
10	1:48.522 B	39.027	32.023	37.472	211.8	22:55.820	1	3:39.789	2:38.147	35.221	26.421	88.2	3:39.789
11	7:51.190 B	6:21.911	45.317	43.962	111.6	30:47.010	2	1:32.494	38.179	29.222	25.093	234.8	5:12.283
12	7:05.687	6:11.972	29.029	24.686	120.7	37:52.697	3	1:27.520	34.630	28.380	24.510	241.1	6:39.803
13	1:27.716	34.119	28.597	25.000	243.8	39:20.413							


E3
SWC - R2 JARAMA
Official Previous Test 2
Sector Analysis

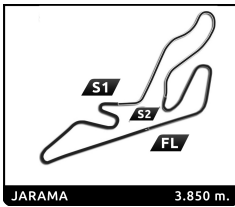
— Invalidated Lap							■ Personal Best							■ Session Best							■ Crossing the pit lane						
Lap	Time	Sector 1	Sector 2	Sector 3	T.Sp	Elapsed	Lap	Time	Sector 1	Sector 2	Sector 3	T.Sp	Elapsed	Lap	Time	Sector 1	Sector 2	Sector 3	T.Sp	Elapsed	Lap	Time	Sector 1	Sector 2	Sector 3	T.Sp	Elapsed
48 James EGOZI USA																											
Palou Motorsport Dallara 326																											
1	2:48.614	1:49.750	32.671	26.193	84.0	2:48.614	2	1:32.877	37.639	30.399	24.839	193.2	4:21.491	3	1:27.302	34.572	28.231	24.499	242.2	5:48.793	4	1:32.408	33.948	28.019	30.441	245.5	7:21.201
5	1:26.529	33.983	28.227	24.319	245.5	8:47.730	6	1:26.408	33.795	28.132	24.481	246.6	10:14.138	7	1:28.012	34.395	28.165	25.452	254.1	11:42.150	8	1:34.020	33.936	28.288	31.796	248.8	13:16.170
9	6:25.569	5:32.680	28.326	24.563	113.6	19:41.739	10	1:26.806	34.106	28.314	24.386	244.3	21:08.545	11	1:39.564	33.979	28.332	37.253	246.6	22:48.109	12	7:48.894	6:23.856	41.270	43.768	102.2	30:37.003
13	7:04.556	6:08.341	29.546	26.669	115.1	37:41.559	14	1:25.927	33.757	27.988	24.182	246.6	39:07.486	15	1:25.805	33.624	28.090	24.091	246.0	40:33.291							
74 Yani STEVENHEYDENS BEL																											
GRS Dallara 326																											
1	1:59.255	1:00.951	32.581	25.723	99.9	1:59.255	2	1:29.664	35.275	28.910	25.479	241.6	3:28.919	3	1:30.293	34.685	30.559	25.049	243.2	4:59.212	4	1:27.665	34.491	28.338	24.836	244.3	6:26.877
5	1:27.567	34.377	28.375	24.815	246.0	7:54.444	6	1:35.361	34.404	28.437	32.520	246.0	9:29.805	7	5:21.840	4:19.337	35.657	26.846	87.4	14:51.645	8	1:28.705	35.613	28.604	24.488	222.2	16:20.350
9	1:26.564	34.028	28.226	24.310	242.7	17:46.914	10	1:27.991	33.848	28.140	26.003	244.3	19:14.905	11	1:32.787	33.952	28.197	30.638	243.8	20:47.692	12	10:11.538	8:37.989	43.605	49.944	100.5	30:59.230
13	7:04.850	6:10.310	29.204	25.336	120.1	38:04.080	14	1:26.583	33.881	28.297	24.405	250.6	39:30.663	15	1:26.571	33.906	28.222	24.443	247.7	40:57.234							
77 Bart HARRISON GBR																											
Double R Dallara 326																											
1	2:07.420	1:04.947	34.438	28.035	98.7	2:07.420	2	1:33.723	37.612	30.628	25.483	204.9	3:41.143	3	1:28.995	34.705	28.423	25.867	230.3	5:10.138	4	1:27.426	34.192	28.205	25.029	237.9	6:37.564
5	1:25.899	33.621	28.074	24.204	239.5	8:03.463	6	1:35.096	34.875	33.461	26.760	242.2	9:38.559	7	1:26.424	33.759	28.389	24.276	239.5	11:04.983							
84 Genaro TRAPPA ARG																											
Hitech Dallara 326																											
1	3:00.306	2:02.618	32.063	25.625	112.3	3:00.306	2	1:29.833	36.167	28.948	24.718	236.8	4:30.139	3	1:26.435	34.199	28.088	24.148	242.7	5:56.574	4	1:26.275	34.043	28.008	24.224	243.2	7:22.849
5	1:26.000	33.744	28.071	24.185	246.6	8:48.849	6	1:26.399	33.853	27.927	24.619	247.1	10:15.248	7	1:40.403	41.101	32.890	26.412	197.1	11:55.651	8	1:26.523	33.754	28.258	24.511	246.6	13:22.174
9	1:32.814	33.668	28.445	30.701	246.0	14:54.988	10	17:14.316	...	1:03.021	52.463	72.1	32:09.304	11	5:53.783	4:59.751	28.667	25.365	130.6	38:03.087	12	1:25.349	33.474	27.854	24.021	247.1	39:28.436
13	1:25.694	33.570	27.878	24.246	248.3	40:54.130																					
91 Lorenzo CAMPOS AGO																											
Double R Dallara 326																											
1	3:13.268	1:59.397	38.090	35.781	89.6	3:13.268	2	5:50.405	4:49.400	33.785	27.220	118.2	9:03.673	3	1:31.492	36.769	29.979	24.744	203.8	10:35.165	4	1:27.701	34.806	28.263	24.632	232.3	12:02.866
5	1:26.485	33.857	28.329	24.299	240.0	13:29.351	6	1:26.355	33.707	28.289	24.359	240.0	14:55.706	7	1:26.013	33.528	28.230	24.255	240.5	16:21.719	8	1:26.105	33.623	28.158	24.324	241.6	17:47.824
9	1:27.117	33.727	28.182	25.208	242.7	19:14.941	10	1:36.599	36.732	28.877	30.990	210.9	20:51.540	11	17:37.293	...	28.993	24.700	128.7	38:28.833	12	1:28.661	34.462	29.521	24.678	235.3	39:57.494
13	1:26.774	33.902	28.449	24.423	235.8	41:24.268																					
99 René LAMMERS NLD																											
MP Motorsport Dallara 326																											
1	1:47.337	51.524	30.459	25.354	85.4	1:47.337	2	1:30.719	35.703	29.088	25.928	213.4	3:18.056	3	1:25.510	33.374	27.959	24.177	242.7	4:43.566	4	1:24.986	33.291	27.830	23.865	243.2	6:08.552
5	1:33.698	35.760	32.780	25.158	214.7	7:42.250	6	1:31.644	33.410	28.116	30.118	243.8	9:13.894	7	12:43.584	...	31.633	25.793	92.7	21:57.478	8	2:14.571	45.175	46.634	42.762	213.9	24:12.049
9	5:50.741	4:33.287	34.106	43.348	99.5	30:02.790	10	7:35.410	6:41.416	28.559	25.435	118.8	37:38.200	11	1:25.212	33.390	27.908	23.914	244.3	39:03.412	12	1:25.372	33.229	27.859	24.284	247.1	40:28.784



SWC - R2 JARAMA
E3
 Official Previous Test 2
 Weather Report



Track Status: **DRY**



E3

SWC - R2 JARAMA

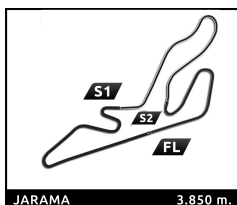
Official Previous Test 2

Race Director Report

Hour	Flag	Message
13:48:00		FAST LANE OPEN
13:50:01	GF	GREEN FLAG
13:50:05	GF	GREEN FLAG
14:12:03	YF	YELLOW FLAG AT TURN 1
14:12:17	RF	RED FLAG
14:16:21		E3 - PIT LANE WILL BE OPEN AT 14:18 CONFIRMED
14:17:02		CAR #20 BEST TIME DELETED - CAUSING RED FLAG - ART. 30.7 SR
14:18:00	GF	GREEN FLAG
14:18:02		PIT LANE OPEN
14:18:37	YF	YELLOW FLAG AT TURN 1
14:18:55	RF	RED FLAG
14:20:45		INCIDENT INVOLVING CARS #48 #17 ON T1 NOTED
14:22:30		PIT LANE INCIDENT CARS EXITING IN RED LINE UNDER INVESTIGATION
14:22:50		CAR #17 BEST TIME DELETED - CAUSING RED FLAG - ART. 30.7 SR
14:23:42		E3 - PIT LANE WILL BE OPEN AT 14:26 TBC
14:25:22		E3 - PIT LANE WILL BE OPEN AT 14:26 CONFIRMED
14:26:00	GF	GREEN FLAG
14:26:01		PIT LANE OPEN
14:30:04		CHEQUERED FLAG
14:31:37		PIT LANE INCIDENT WILL BE INVESTIGATED AFTER THE SESSION - EXITING IN RED LIGHT

Published at: ...14:30.....

Race Director: Luis GONZÁLEZ 	Timekeeper: Alberto ESTÉBANEZ 
---	--


E3
SWC - R2 JARAMA
Qualifying 1
Final Classification





No	Driver	Nat	Team	Car	Cl.	Time	Lap Total	Gap	Kph
1	12 Gianmarco PRADEL	AUS	MP Motorsport	Dallara 326		1:24.357	8 11	-	164.3
2	14 Keanu AL AZHARI	ARE	Hitech	Dallara 326		1:24.399	8 9	+0.042	164.2
3	4 Ean EYCKMANS	BEL	MP Motorsport	Dallara 326	R	1:24.401	10 11	+0.044	164.2
4	99 René LAMMERS	NLD	MP Motorsport	Dallara 326	R	1:24.442	10 11	+0.085	164.1
5	37 Filippo FIORENTINO	BRA	Drivex	Dallara 326	R	1:24.463	9 11	+0.106	164.1
6	41 Alex POWELL	USA	Campos Racing	Dallara 326	R	1:24.559	9 11	+0.202	163.9
7	10 Enzo TARNVANICHKUL	THA	Campos Racing	Dallara 326		1:24.806	9 11	+0.449	163.4
8	27 Heitor DALL'AGNOL	BRA	Palou Motorsport	Dallara 326	R	1:24.810	10 12	+0.453	163.4
9	33 Rafael PERARD	FRA	Palou Motorsport	Dallara 326	R	1:24.863	10 12	+0.506	163.3
10	48 James EGOZI	USA	Palou Motorsport	Dallara 326		1:24.869	9 12	+0.512	163.3
11	23 Stefan BOSTANDJIEV	BGR	Hitech	Dallara 326		1:24.881	8 9	+0.524	163.3
12	7 Chistopher EL FEHALI	LBN	Drivex	Dallara 326	R	1:24.903	9 11	+0.546	163.2
13	9 Thomas STRAUVEN	BEL	Campos Racing	Dallara 326	R	1:24.989	8 10	+0.632	163.1
14	26 Yuanpu CUI	CHN	Double R	Dallara 326		1:25.034	9 12	+0.677	163.0
15	39 Santino PANETTA	ARG	Hitech	Dallara 326	R	1:25.048	6 9	+0.691	163.0
16	2 Kacper SZTUKA	POL	Tecnicar by Amtog	Dallara 326		1:25.120	6 10	+0.763	162.8
17	84 Genaro TRAPPA	ARG	Hitech	Dallara 326	R	1:25.133	7 10	+0.776	162.8
18	5 Patrick HEUZENROEDER	AUS	Campos Racing	Dallara 326		1:25.151	10 11	+0.794	162.8
19	17 Alceu FELDMANN	BRA	MP Motorsport	Dallara 326		1:25.173	9 12	+0.816	162.7
20	77 Bart HARRISON	GBR	Double R	Dallara 326	R	1:25.254	4 12	+0.897	162.6
21	74 Yani STEVENHEYDENS	BEL	GRS	Dallara 326		1:25.324	10 12	+0.967	162.4
22	11 Luca VIISOREANU	ROU	TC Racing	Dallara 326	R	1:25.349	11 13	+0.992	162.4
23	6 Stylianos KOLOVOS	GRC	Drivex	Dallara 326	R	1:25.381	9 10	+1.024	162.3
24	91 Lorenzo CAMPOS	AGO	Double R	Dallara 326	R	1:25.390	10 12	+1.033	162.3
25	16 Bianca BUSTAMANTE	PHL	Palou Motorsport	Dallara 326		1:25.719	6 9	+1.362	161.7
26	20 Benjamin BECKLEY	CRI	Tecnicar by Amtog	Dallara 326	R	1:26.434	7 10	+2.077	160.4
27	29 Gianni GIOVANELLI	ARG	GRS	Dallara 326	R	1:26.506	5 11	+2.149	160.2
28	31 Renzo BARBUY	ARG	TC Racing	Dallara 326	R	1:26.706	8 10	+2.349	159.9

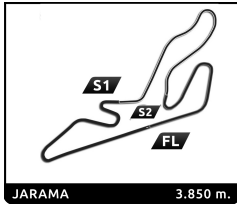
Fastest Lap: Lap 8 | Gianmarco PRADEL | 1:24.357 | 164.3 Kph

CAR #23 - DROP OF 3 GRID POSITIONS IN THE NEXT RACE DRIVER PARTICIPATES - STEWARDS DECISION N°280 - PORTIMAO
 CAR #20 - DROP OF 5 GRID POSITIONS IN THE NEXT RACE DRIVER PARTICIPATES - STEWARDS DECISION N°7

Published at: 12:40

Track Status: **DRY**

 Mr. Pedro Vilches Chair of the Stewards	 Mr. Juan Font Steward	 Mrs. Yolanda González López Steward	Timekeeper: Alberto ESTÉBANEZ 
---	---	---	--






E3
SWC - R2 JARAMA
Qualifying 1
Final Classification by Class

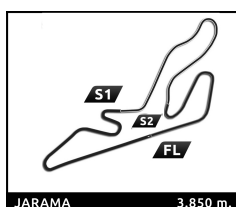
No	Driver	Nat	Team	Car	Time	Lap Total	Gap	Kph
R								
1	4 Ean EYCKMANS	BEL	MP Motorsport	Dallara 326	1:24.401	10 11		164.2
2	99 René LAMMERS	NLD	MP Motorsport	Dallara 326	1:24.442	10 11	+0.041 +0.041	164.1
3	37 Filippo FIORENTINO	BRA	Drivex	Dallara 326	1:24.463	9 11	+0.062 +0.021	164.1
4	41 Alex POWELL	USA	Campos Racing	Dallara 326	1:24.559	9 11	+0.158 +0.096	163.9
5	27 Heitor DALL'AGNOL	BRA	Palou Motorsport	Dallara 326	1:24.810	10 12	+0.409 +0.251	163.4
6	33 Rafael PERARD	FRA	Palou Motorsport	Dallara 326	1:24.863	10 12	+0.462 +0.053	163.3
7	7 Chistopher EL FEGHALI	LBN	Drivex	Dallara 326	1:24.903	9 11	+0.502 +0.040	163.2
8	9 Thomas STRAUVEN	BEL	Campos Racing	Dallara 326	1:24.989	8 10	+0.588 +0.086	163.1
9	39 Santino PANETTA	ARG	Hitech	Dallara 326	1:25.048	6 9	+0.647 +0.059	163.0
10	84 Genaro TRAPPA	ARG	Hitech	Dallara 326	1:25.133	7 10	+0.732 +0.085	162.8
11	77 Bart HARRISON	GBR	Double R	Dallara 326	1:25.254	4 12	+0.853 +0.121	162.6
12	11 Luca VIISOREANU	ROU	TC Racing	Dallara 326	1:25.349	11 13	+0.948 +0.095	162.4
13	6 Stylianos KOLOVOS	GRC	Drivex	Dallara 326	1:25.381	9 10	+0.980 +0.032	162.3
14	91 Lorenzo CAMPOS	AGO	Double R	Dallara 326	1:25.390	10 12	+0.989 +0.009	162.3
15	20 Benjamin BECKLEY	CRI	Tecnicar by Amtog	Dallara 326	1:26.434	7 10	+2.033 +1.044	160.4
16	29 Gianni GIOVANELLI	ARG	GRS	Dallara 326	1:26.506	5 11	+2.105 +0.072	160.2
17	31 Renzo BARBUY	ARG	TC Racing	Dallara 326	1:26.706	8 10	+2.305 +0.200	159.9

CAR #23 - DROP OF 3 GRID POSITIONS IN THE NEXT RACE DRIVER PARTICIPATES - STEWARDS DECISION N°280 - PORTIMAO
 CAR #20 - DROP OF 5 GRID POSITIONS IN THE NEXT RACE DRIVER PARTICIPATES - STEWARDS DECISION N°7

Published at:12:40.....

Track Status: **DRY**

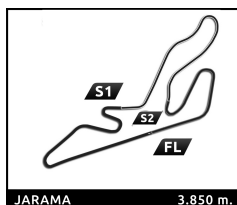
 Mr. Pedro Vilches Chair of the Stewards	 Mr. Juan Font Steward	 Mrs. Yolanda González López Steward	Timekeeper: Alberto ESTÉBANEZ	
---	---	---	---	---



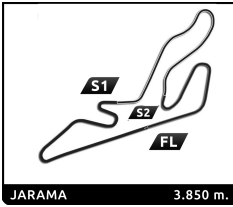
E3 SWC - R2 JARAMA Qualifying 1

Best Top Speed

No Driver	Team	Class	Top 1		Top 2		Top 3		Top 4		Top 5		Avg
			Kph	Lap	Kph	Lap	Kph	Lap	Kph	Lap	Kph	Lap	
37	Filippo FIORENTINO	Drivex	250.6	10	250.6	9	250.0	11	248.8	8	248.3	4	249,7
6	Stylianios KOLOVOS	Drivex	250.0	8	249.4	4	249.4	9	248.8	3	248.8	10	249,3
7	Chistopher EL FEGHALI	Drivex	249.4	11	248.8	4	248.8	10	248.3	5	248.3	9	248,7
39	Santino PANETTA	Hitech	249.4	7	246.6	6	245.5	4	244.9	8	244.9	9	246,3
10	Enzo TARNVANICHKUL	Campos Racing	248.8	11	247.7	10	247.7	9	247.1	6	246.6	5	247,6
41	Alex POWELL	Campos Racing	248.8	11	246.6	10	246.0	6	245.5	4	244.9	5	246,4
99	René LAMMERS	MP Motorsport	248.8	5	243.8	4	243.8	11	243.2	10	243.2	9	244,6
9	Thomas STRAUVEN	Campos Racing	248.3	10	247.7	8	247.7	9	246.0	4	246.0	5	247,1
20	Benjamin BECKLEY	Tecnicar by Amtog	248.3	6	246.6	9	243.8	7	243.8	8	243.2	4	245,1
27	Heitor DALL'AGNOL	Palou Motorsport	248.3	11	248.3	10	247.7	12	247.1	9	246.6	4	247,6
33	Rafael PERARD	Palou Motorsport	248.3	10	247.1	11	247.1	9	247.1	5	246.6	12	247,2
12	Gianmarco PRADEL	MP Motorsport	247.1	10	246.0	9	244.9	11	243.8	8	243.8	5	245,1
14	Keanu AL AZHARI	Hitech	247.1	6	246.0	5	245.5	7	245.5	8	245.5	9	245,9
16	Bianca BUSTAMANTE	Palou Motorsport	246.6	9	245.5	7	245.5	8	244.9	6	243.8	4	245,3
48	James EGOZI	Palou Motorsport	246.6	12	245.5	4	245.5	9	244.9	11	244.9	3	245,5
84	Genaro TRAPPA	Hitech	246.6	5	246.0	4	246.0	8	245.5	9	245.5	7	245,9
5	Patrick HEUZENROEDER	Campos Racing	246.0	11	245.5	4	244.9	5	244.3	10	243.8	3	244,9
26	Yuanpu CUI	Double R	246.0	12	245.5	6	244.9	11	243.8	10	243.8	9	244,8
4	Ean EYCKMANS	MP Motorsport	245.5	11	244.9	4	244.3	9	244.3	5	244.3	10	244,7
11	Luca VIISOREANU	TC Racing	245.5	12	245.5	13	244.3	11	244.3	10	243.2	5	244,6
23	Stefan BOSTANDJIEV	Hitech	245.5	9	244.9	6	244.9	7	244.3	8	242.7	4	244,5
2	Kacper SZTUKA	Tecnicar by Amtog	244.9	7	242.7	6	241.6	5	241.1	9	241.1	3	242,3
17	Alceu FELDMANN	MP Motorsport	244.9	12	244.9	4	244.9	5	244.3	10	244.3	9	244,7
91	Lorenzo CAMPOS	Double R	244.3	12	242.7	11	242.2	9	242.2	10	241.6	4	242,6
77	Bart HARRISON	Double R	243.8	4	243.2	9	243.2	8	243.2	5	242.7	10	243,2
31	Renzo BARBUY	TC Racing	243.2	7	242.7	10	242.2	8	242.2	9	241.1	6	242,3
74	Yani STEVENHEYDENS	GRS	243.2	3	243.2	12	242.2	11	242.2	6	242.2	4	242,6
29	Gianni GIOVANELLI	GRS	242.7	9	242.2	11	241.6	8	241.1	5	241.1	6	241,7


E3
SWC - R2 JARAMA
Qualifying 1
Best Sector Times

Sector 1			Sector 2			Sector 3			Ideal Lap	Best Lap				
Pos	No	Driver	Time	No	Driver	Time	No	Driver			Time			
1	37	F.FIORENTINO	33.018	37	F.FIORENTINO	27.595	4	E.EYCKMANS	23.554	1	4	E.EYCKMANS	1:24.291	1:24.401 (3)
2	14	K.AL AZHARI	33.027	12	G.PRADEL	27.614	99	R.LAMMERS	23.641	2	14	K.AL AZHARI	1:24.317	1:24.399 (2)
3	41	A.POWELL	33.043	14	K.AL AZHARI	27.624	12	G.PRADEL	23.651	3	12	G.PRADEL	1:24.357	1:24.357 (1)
4	99	R.LAMMERS	33.046	4	E.EYCKMANS	27.631	14	K.AL AZHARI	23.666	4	37	F.FIORENTINO	1:24.405	1:24.463 (5)
5	12	G.PRADEL	33.092	41	A.POWELL	27.713	41	A.POWELL	23.668	5	41	A.POWELL	1:24.424	1:24.559 (6)
6	4	E.EYCKMANS	33.106	7	C.EL FEGHALI	27.735	27	H.DALL'AGNOL	23.717	6	99	R.LAMMERS	1:24.441	1:24.442 (4)
7	27	H.DALL'AGNOL	33.153	27	H.DALL'AGNOL	27.747	23	S.BOSTANDJIEV	23.765	7	27	H.DALL'AGNOL	1:24.617	1:24.810 (8)
8	23	S.BOSTANDJIEV	33.155	99	R.LAMMERS	27.754	10	E.TARNVANICHKUL	23.765	8	23	S.BOSTANDJIEV	1:24.693	1:24.881 (11)
9	10	E.TARNVANICHKUL	33.182	10	E.TARNVANICHKUL	27.756	26	Y.CUI	23.775	9	10	E.TARNVANICHKUL	1:24.703	1:24.806 (7)
10	33	R.PERARD	33.202	23	S.BOSTANDJIEV	27.773	37	F.FIORENTINO	23.792	10	7	C.EL FEGHALI	1:24.814	1:24.903 (12)
11	39	S.PANETTA	33.221	9	T.STRAUVEN	27.784	9	T.STRAUVEN	23.797	11	39	S.PANETTA	1:24.850	1:25.048 (15)
12	48	J.EGOZI	33.226	39	S.PANETTA	27.793	84	G.TRAPPA	23.807	12	33	R.PERARD	1:24.863	1:24.863 (9)
13	7	C.EL FEGHALI	33.263	6	S.KOLOVOS	27.804	48	J.EGOZI	23.815	13	48	J.EGOZI	1:24.867	1:24.869 (10)
14	77	B.HARRISON	33.269	33	R.PERARD	27.806	7	C.EL FEGHALI	23.816	14	9	T.STRAUVEN	1:24.933	1:24.989 (13)
15	26	Y.CUI	33.295	48	J.EGOZI	27.826	74	Y.STEVENHEYDENS	23.821	15	26	Y.CUI	1:24.935	1:25.034 (14)
16	5	P.HEUZENROEDER	33.323	26	Y.CUI	27.865	39	S.PANETTA	23.836	16	84	G.TRAPPA	1:25.037	1:25.133 (17)
17	91	L.CAMPOS	33.335	84	G.TRAPPA	27.877	33	R.PERARD	23.855	17	5	P.HEUZENROEDER	1:25.119	1:25.151 (18)
18	2	K.SZTUKA	33.345	17	A.FELDMANN	27.883	5	P.HEUZENROEDER	23.857	18	2	K.SZTUKA	1:25.120	1:25.120 (16)
19	9	T.STRAUVEN	33.352	2	K.SZTUKA	27.906	91	L.CAMPOS	23.862	19	17	A.FELDMANN	1:25.159	1:25.173 (19)
20	84	G.TRAPPA	33.353	74	Y.STEVENHEYDENS	27.923	17	A.FELDMANN	23.864	20	91	L.CAMPOS	1:25.176	1:25.390 (24)
21	11	L.VIISOREANU	33.401	5	P.HEUZENROEDER	27.939	2	K.SZTUKA	23.869	21	74	Y.STEVENHEYDENS	1:25.203	1:25.324 (21)
22	17	A.FELDMANN	33.412	16	B.BUSTAMANTE	27.974	11	L.VIISOREANU	23.918	22	77	B.HARRISON	1:25.254	1:25.254 (20)
23	74	Y.STEVENHEYDENS	33.459	91	L.CAMPOS	27.979	6	S.KOLOVOS	23.951	23	6	S.KOLOVOS	1:25.301	1:25.381 (23)
24	6	S.KOLOVOS	33.546	11	L.VIISOREANU	27.984	77	B.HARRISON	23.951	24	11	L.VIISOREANU	1:25.303	1:25.349 (22)
25	16	B.BUSTAMANTE	33.583	77	B.HARRISON	28.034	16	B.BUSTAMANTE	24.028	25	16	B.BUSTAMANTE	1:25.585	1:25.719 (25)
26	29	G.GIOVANELLI	33.717	20	B.BECKLEY	28.082	20	B.BECKLEY	24.199	26	29	G.GIOVANELLI	1:26.185	1:26.506 (27)
27	31	R.BARBUY	34.002	31	R.BARBUY	28.176	29	G.GIOVANELLI	24.204	27	20	B.BECKLEY	1:26.312	1:26.434 (26)
28	20	B.BECKLEY	34.031	29	G.GIOVANELLI	28.264	31	R.BARBUY	24.338	28	31	R.BARBUY	1:26.516	1:26.706 (28)



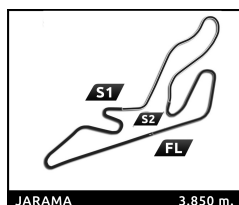
E3

SWC - R2 JARAMA

Qualifying 1

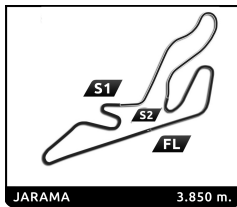
Fastest Lap Sequence

Elapsed	No	Driver	Team	Car	Class	Time	Kph	Lap
3:17.300	12	Gianmarco PRADEL	MP Motorsport	Dallara 326		1:32.787	149.4	2
3:37.610	7	Chistopher EL FEGHALI	Drivex	Dallara 326	R	1:30.826	152.6	2
3:38.717	6	Stylianios KOLOVOS	Drivex	Dallara 326	R	1:29.855	154.2	2
3:43.601	37	Filippo FIORENTINO	Drivex	Dallara 326	R	1:29.124	155.5	2
3:51.144	41	Alex POWELL	Campos Racing	Dallara 326	R	1:28.624	156.4	2
4:42.714	12	Gianmarco PRADEL	MP Motorsport	Dallara 326		1:25.414	162.3	3
4:47.293	4	Ean EYCKMANS	MP Motorsport	Dallara 326	R	1:25.035	163.0	3
4:50.395	99	René LAMMERS	MP Motorsport	Dallara 326	R	1:24.985	163.1	3
6:11.840	4	Ean EYCKMANS	MP Motorsport	Dallara 326	R	1:24.547	163.9	4
15:43.104	12	Gianmarco PRADEL	MP Motorsport	Dallara 326		1:24.357	164.3	8

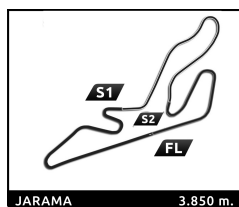

**E3
SWC - R2 JARAMA
Qualifying 1**
Sector Analysis

— Invalidated Lap ■ Personal Best ■ Session Best B Crossing the pit lane

Lap	Time	Sector 1	Sector 2	Sector 3	T.Sp	Elapsed	Lap	Time	Sector 1	Sector 2	Sector 3	T.Sp	Elapsed		
2	Kacper SZTUKA	POL						1	2:06.784	1:07.898	32.569	26.317	65.6	2:06.784	
	Tecnicar by Amtog	Dallara 326						2	1:30.826	35.136	29.068	26.622	240.5	3:37.610	
1	3:14.689	2:12.699	34.685	27.305	91.3	3:14.689	3	1:25.604	33.740	27.902	23.962	244.3	5:03.214		
2	1:33.823	37.992	29.185	26.646	233.8	4:48.512	4	1:24.937	33.263	27.826	23.848	248.8	6:28.151		
3	1:26.271	34.060	28.231	23.980	241.1	6:14.783	5	1:31.401	B 33.263	27.867	30.271	248.3	7:59.552		
4	1:25.601	33.547	28.174	23.880	241.1	7:40.384	6	4:23.657	3:24.553	32.171	26.933	103.3	12:23.209		
5	1:25.352	33.426	27.962	23.964	241.6	9:05.736	7	1:31.501	36.009	29.917	25.575	239.5	13:54.710		
6	1:25.120	33.345	27.906	23.869	242.7	10:30.856	8	1:25.587	33.633	27.946	24.008	247.1	15:20.297		
7	1:31.179	33.464	32.329	25.386	244.9	12:02.035	9	1:24.903	33.352	27.735	23.816	248.3	16:45.200		
8	1:29.441	34.376	30.271	24.794	240.0	13:31.476	10	1:24.955	33.277	27.769	23.909	248.8	18:10.155		
9	1:25.622	33.572	28.041	24.009	241.1	14:57.098	11	1:33.518	B 33.426	27.870	32.222	249.4	19:43.673		
10	1:49.525	B 39.497	35.148	34.880	180.3	16:46.623									
4	Ean EYCKMANS	BEL						9	Thomas STRAUVEN	BEL					
	MP Motorsport	Dallara 326							Campos Racing	Dallara 326					
1	1:48.893	50.728	32.055	26.110	95.2	1:48.893	1	2:23.947	1:26.288	31.616	26.043	84.6	2:23.947		
2	1:33.365	36.739	31.924	24.702	212.2	3:22.258	2	1:29.614	36.045	29.013	24.556	240.5	3:53.561		
3	1:25.035	33.507	27.789	23.739	243.2	4:47.293	3	1:25.878	33.548	27.879	24.451	243.8	5:19.439		
4	1:24.547	33.153	27.752	23.642	244.9	6:11.840	4	1:25.171	33.352	27.997	23.822	246.0	6:44.610		
5	1:32.643	B 33.474	28.013	31.156	244.3	7:44.483	5	1:30.259	B 33.471	27.943	28.845	246.0	8:14.869		
6	4:51.700	3:52.560	32.514	26.626	80.5	12:36.183	6	6:08.974	5:10.467	31.690	26.817	85.4	14:23.843		
7	1:32.016	36.583	30.312	25.121	217.7	14:08.199	7	1:27.922	34.941	28.485	24.496	237.4	15:51.765		
8	1:26.961	34.348	28.626	23.987	243.8	15:35.160	8	1:24.989	33.408	27.784	23.797	247.7	17:16.754		
9	1:24.559	33.252	27.753	23.554	244.3	16:59.719	9	1:26.119	33.355	28.325	24.439	247.7	18:42.873		
10	1:24.401	33.106	27.631	23.664	244.3	18:24.120	10	1:30.607	B 33.372	28.012	29.223	248.3	20:13.480		
11	1:37.094	B 33.373	28.141	35.580	245.5	20:01.214									
5	Patrick HEUZENROEDER	AUS						10	Enzo TARNVANICHKUL	THA					
	Campos Racing	Dallara 326							Campos Racing	Dallara 326					
1	2:25.415	1:28.385	31.559	25.471	94.2	2:25.415	1	2:57.446	2:00.639	31.420	25.387	100.0	2:57.446		
2	1:29.635	35.557	29.066	25.012	242.2	3:55.050	2	1:31.958	34.298	28.726	28.934	237.4	4:29.404		
3	1:25.827	33.792	28.070	23.965	243.8	5:20.877	3	1:25.860	33.469	28.327	24.064	242.2	5:55.264		
4	1:25.338	33.445	27.989	23.904	245.5	6:46.215	4	1:26.079	33.326	28.660	24.093	244.9	7:21.343		
5	1:25.595	33.634	27.979	23.982	244.9	8:11.810	5	1:24.819	33.182	27.815	23.822	246.6	8:46.162		
6	1:32.360	B 33.576	28.025	30.759	242.7	9:44.170	6	1:32.556	B 33.397	28.397	30.762	247.1	10:18.718		
7	5:53.542	4:55.185	30.491	27.866	98.3	15:37.712	7	4:09.407	3:16.236	28.662	24.509	116.9	14:28.125		
8	1:27.234	34.945	28.183	24.106	238.4	17:04.946	8	1:28.293	33.743	28.082	26.468	243.8	15:56.418		
9	1:25.302	33.442	27.939	23.921	242.7	18:30.248	9	1:24.806	33.283	27.758	23.765	247.7	17:21.224		
10	1:25.151	33.323	27.971	23.857	244.3	19:55.399	10	1:24.814	33.240	27.756	23.818	247.7	18:46.038		
11	1:25.275	33.352	27.968	23.955	246.0	21:20.674	11	1:24.868	33.195	27.861	23.812	248.8	20:10.906		
6	Stylios KOLOVOS	GRC						11	Luca VIISOREANU	ROU					
	Drivex	Dallara 326							TC Racing	Dallara 326					
1	2:08.862	1:09.605	32.812	26.445	70.4	2:08.862	1	2:23.638	1:24.028	33.308	26.302	94.7	2:23.638		
2	1:29.855	35.718	29.018	25.119	229.8	3:38.717	2	1:34.082	36.714	30.945	26.423	224.1	3:57.720		
3	1:26.146	34.130	27.996	24.020	248.8	5:04.863	3	1:28.009	35.040	28.872	24.097	226.4	5:25.729		
4	2:18.096	B 33.634	27.850	1:16.612	249.4	7:22.959	4	1:26.218	33.790	28.196	24.232	243.2	6:51.947		
5	5:03.347	4:05.034	32.029	26.284	92.8	12:26.306	5	1:25.826	33.740	28.059	24.027	243.2	8:17.773		
6	1:29.507	35.656	29.065	24.786	234.8	13:55.813	6	1:32.088	B 33.683	28.090	30.315	243.2	9:49.861		
7	1:25.879	33.876	27.908	24.095	248.3	15:21.692	7	2:47.714	1:47.985	33.163	26.566	85.6	12:37.575		
8	1:25.801	33.974	27.804	24.023	250.0	16:47.493	8	1:36.293	38.054	32.495	25.744	224.5	14:13.868		
9	1:25.381	33.546	27.884	23.951	249.4	18:12.874	9	1:27.375	34.768	28.452	24.155	234.8	15:41.243		
10	1:35.767	B 33.867	28.047	33.853	248.8	19:48.641	10	1:25.451	33.549	27.984	23.918	244.3	17:06.694		
7	Christopher EL FEGHALI	LBN						12	Gianmarco PRADEL	AUS					
	Drivex	Dallara 326							MP Motorsport	Dallara 326					
1	2:08.862	1:09.605	32.812	26.445	70.4	2:08.862	1	2:23.638	1:24.028	33.308	26.302	94.7	2:23.638		
2	1:29.855	35.718	29.018	25.119	229.8	3:38.717	2	1:34.082	36.714	30.945	26.423	224.1	3:57.720		
3	1:26.146	34.130	27.996	24.020	248.8	5:04.863	3	1:28.009	35.040	28.872	24.097	226.4	5:25.729		
4	2:18.096	B 33.634	27.850	1:16.612	249.4	7:22.959	4	1:26.218	33.790	28.196	24.232	243.2	6:51.947		
5	5:03.347	4:05.034	32.029	26.284	92.8	12:26.306	5	1:25.826	33.740	28.059	24.027	243.2	8:17.773		
6	1:29.507	35.656	29.065	24.786	234.8	13:55.813	6	1:32.088	B 33.683	28.090	30.315	243.2	9:49.861		
7	1:25.879	33.876	27.908	24.095	248.3	15:21.692	7	2:47.714	1:47.985	33.163	26.566	85.6	12:37.575		
8	1:25.801	33.974	27.804	24.023	250.0	16:47.493	8	1:36.293	38.054	32.495	25.744	224.5	14:13.868		
9	1:25.381	33.546	27.884	23.951	249.4	18:12.874	9	1:27.375	34.768	28.452	24.155	234.8	15:41.243		
10	1:35.767	B 33.867	28.047	33.853	248.8	19:48.641	10	1:25.451	33.549	27.984	23.918	244.3	17:06.694		
							11	1:25.349	33.401	28.006	23.942	244.3	18:32.043		
							12	1:25.696	33.584	28.105	24.007	245.5	19:57.739		
							13	1:33.862	B 33.625	28.073	32.164	245.5	21:31.601		


**E3
SWC - R2 JARAMA
Qualifying 1**
Sector Analysis


— Invalidated Lap							■ Personal Best						■ Session Best						■ Crossing the pit lane								
Lap	Time	Sector 1	Sector 2	Sector 3	T.Sp	Elapsed	Lap	Time	Sector 1	Sector 2	Sector 3	T.Sp	Elapsed	Lap	Time	Sector 1	Sector 2	Sector 3	T.Sp	Elapsed	Lap	Time	Sector 1	Sector 2	Sector 3	T.Sp	Elapsed
14 Keanu AL AZHARI ARE																											
Hitech														Dallara 326													
1	7:20.784	6:20.722	33.254	26.808	88.5	7:20.784	5	1:26.829	34.158	28.109	24.562	242.2	10:27.238														
2	1:33.282	39.005	29.470	24.807	214.7	8:54.066	6	1:29.821	34.089	30.368	25.364	248.3	11:57.059														
3	1:30.557	35.090	29.496	25.971	240.5	10:24.623	7	1:26.434	34.031	28.082	24.321	243.8	13:23.493														
4	1:26.074	33.688	28.142	24.244	244.9	11:50.697	8	1:27.315	34.301	28.395	24.619	243.8	14:50.808														
5	1:27.637	34.085	27.716	25.836	246.0	13:18.334	9	1:28.103	34.083	29.332	24.688	246.6	16:18.911														
6	1:27.187	34.801	28.471	23.915	247.1	14:45.521	10	1:35.800	34.306	28.307	33.187	242.7	17:54.711														
7	1:24.456	33.083	27.707	23.666	245.5	16:09.977																					
8	1:24.399	33.027	27.624	23.748	245.5	17:34.376																					
9	1:41.918	33.069	34.649	34.200	245.5	19:16.294																					
16 Bianca BUSTAMANTE PHL																											
Palou Motorsport														Dallara 326													
1	8:33.494	7:32.114	33.966	27.414	78.1	8:33.494	5	1:26.829	34.158	28.109	24.562	242.2	10:27.238														
2	1:39.728	39.043	31.228	29.457	193.2	10:13.222	6	1:29.821	34.089	30.368	25.364	248.3	11:57.059														
3	1:26.386	33.986	28.042	24.358	242.2	11:39.608	7	1:26.434	34.031	28.082	24.321	243.8	13:23.493														
4	1:26.913	34.888	27.997	24.028	243.8	13:06.521	8	1:27.315	34.301	28.395	24.619	243.8	14:50.808														
5	1:26.076	33.760	28.171	24.145	243.2	14:32.597	9	1:28.103	34.083	29.332	24.688	246.6	16:18.911														
6	1:25.719	33.583	28.090	24.046	244.9	15:58.316	10	1:35.800	34.306	28.307	33.187	242.7	17:54.711														
7	1:27.677	34.007	29.397	24.273	245.5	17:25.993																					
8	1:25.871	33.825	27.974	24.072	245.5	18:51.864																					
9	1:30.239	33.884	31.868	24.487	246.6	20:22.103																					
17 Aiceu FELDMANN BRA																											
MP Motorsport														Dallara 326													
1	1:55.709	55.968	33.117	26.624	90.9	1:55.709	5	1:26.829	34.158	28.109	24.562	242.2	10:27.238														
2	1:35.201	37.400	31.456	26.345	192.5	3:30.910	6	1:29.821	34.089	30.368	25.364	248.3	11:57.059														
3	1:26.199	33.886	28.170	24.143	242.7	4:57.109	7	1:26.434	34.031	28.082	24.321	243.8	13:23.493														
4	1:25.448	33.441	28.004	24.003	244.9	6:22.557	8	1:27.315	34.301	28.395	24.619	243.8	14:50.808														
5	1:32.294	33.453	28.056	30.785	244.9	7:54.851	9	1:28.103	34.083	29.332	24.688	246.6	16:18.911														
6	4:42.788	3:44.961	31.957	25.870	88.7	12:37.639	10	1:35.800	34.306	28.307	33.187	242.7	17:54.711														
7	1:33.315	35.845	30.905	26.565	240.5	14:10.954																					
8	1:25.784	33.839	27.883	24.062	243.2	15:36.738																					
9	1:25.173	33.421	27.888	23.864	244.3	17:01.911																					
10	1:25.389	33.412	28.032	23.945	244.3	18:27.300																					
11	1:25.924	33.689	28.053	24.182	243.8	19:53.224																					
12	1:25.503	33.462	28.062	23.979	244.9	21:18.727																					
23 Stefan BOSTANDJIEV BGR																											
Hitech														Dallara 326													
1	7:52.690	6:46.949	36.672	29.069	79.9	7:52.690	5	1:26.829	34.158	28.109	24.562	242.2	10:27.238														
2	1:32.362	37.356	29.546	25.460	228.3	9:25.052	6	1:29.821	34.089	30.368	25.364	248.3	11:57.059														
3	1:27.812	34.695	28.682	24.435	237.9	10:52.864	7	1:26.434	34.031	28.082	24.321	243.8	13:23.493														
4	1:26.091	33.793	27.966	24.332	242.7	12:18.955	8	1:27.315	34.301	28.395	24.619	243.8	14:50.808														
5	1:24.936	33.271	27.773	23.892	242.7	13:43.891	9	1:28.103	34.083	29.332	24.688	246.6	16:18.911														
6	1:24.923	33.381	27.777	23.765	244.9	15:08.814	10	1:35.800	34.306	28.307	33.187	242.7	17:54.711														
7	1:25.279	33.291	27.908	24.080	244.9	16:34.093																					
8	1:24.881	33.155	27.852	23.874	244.3	17:58.974																					
9	1:35.214	33.427	29.299	32.488	245.5	19:34.188																					
26 Yuanpu CUI CHN																											
Double R														Dallara 326													
1	2:48.156	1:47.629	33.083	27.444	64.6	2:48.156	5	1:26.829	34.158	28.109	24.562	242.2	10:27.238														
2	1:34.880	36.899	32.405	25.576	225.0	4:23.036	6	1:29.821	34.089	30.368	25.364	248.3	11:57.059														
3	1:25.816	33.782	28.125	23.909	240.5	5:48.852	7	1:26.434	34.031	28.082	24.321	243.8	13:23.493														
4	1:28.737	35.024	29.128	24.585	243.2	7:17.589	8	1:27.315	34.301	28.395	24.619	243.8	14:50.808														
5	1:25.070	33.315	27.894	23.861	242.7	8:42.659	9	1:28.103	34.083	29.332	24.688	246.6	16:18.911														
6	1:34.901	34.034	29.018	31.849	245.5	10:17.560	10	1:35.800	34.306	28.307	33.187	242.7	17:54.711														
7	3:39.452	2:42.560	31.534	25.358	73.9	13:57.012																					
8	1:28.310	35.408	28.669	24.233	243.2	15:25.322																					
9	1:25.034	33.394	27.865	23.775	243.8	16:50.356																					
10	1:26.846	33.295	28.945	24.606	243.8	18:17.202																					
11	1:25.508	33.479	28.016	24.013	244.9	19:42.710																					
12	1:41.759	34.191	33.455	34.113	246.0	21:24.469																					
27 Heitor DALL'AGNOL BRA																											
Palou Motorsport														Dallara 326													
1	1:59.712	59.213	33.865	26.634	61.7	1:59.712	5	1:26.829	34.158	28.109	24.562	242.2	10:27.238														
2	1:34.079	36.857	32.075	25.147	197.1	3:33.791	6	1:29.821	34.089	30.368	25.364	248.3	11:57.059														
3	1:25.684	33.680	27.972	24.032	245.5	4:59.475	7	1:26.434	34.031	28.082	24.321	243.8	13:23.493														
4	1:25.090	33.240	27.914	23.936	246.6	6:24.565	8	1:27.315	34.301	28.395	24.619	243.8	14:50.808														
5	1:25.147	33.153	27.839	24.155	246.0	7:49.712	9	1:28.103	34.083	29.332	24.688	246.6	16:18.911														
6	1:36.836	35.701	29.448	31.687	223.6	9:26.548	10	1:35.800	34.306	28.307	33.187	242.7	17:54.711														
7	4:09.512	3:12.905	31.136	25.471	90.1	13:36.060																					
8	1:30.985	35.117	28.562	27.306	222.7	15:07.045																					
9	1:24.933	33.436	27.780	23.717	247.1	16:31.978																					
10	1:24.810	33.296	27.747	23.767	248.3	17:56.788																					
11	1:24.899	33.169	27.878	23.852	248.3	19:21.687																					
12	1:34.746	33.286	27.959	33.501	247.7	20:56.433																					
29 Gianni GIOVANELLI ARG																											
GRS														Dallara 326													
1	5:44.056	4:42.624	34.107	27.325	79.1	5:44.056	5	1:26.829	34.158	28.109	24.562	242.2	10:27.238														
2	1:38.092	40.454	30.978	26.660	211.8	7:22.148	6	1:29.821	34.089	30.368	25.364	248.3	11:57.059														
3	1:29.228	36.001	28.663	24.564	228.3	8:51.376	7	1:26.434	34.031	28.082	24.321	243.8	13:23.493														
4	1:26.578	33.973	28.264	24.341	240.0	10:17.954	8	1:27.315	34.301	28.395	24.619	243.8	14:50.808														
5	1:26.506	33.717	28.468	24.321	241.1	11:44.460	9	1:28.103	34.083	29.332	24.688	246.6	16:18.911														
6	1:26.530	33.803	28.361	24.366	241.1	13:10.990	10	1:35.800	34.306	28.307	33.187	242.7	17:54.711														


E3
SWC - R2 JARAMA
Qualifying 1
Sector Analysis

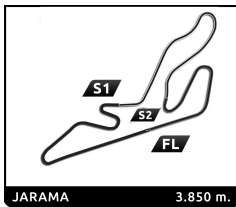
_ Invalidated Lap

 Personal Best

 Session Best

 Crossing the pit lane

Lap	Time	Sector 1	Sector 2	Sector 3	T.Sp	Elapsed	Lap	Time	Sector 1	Sector 2	Sector 3	T.Sp	Elapsed
7	1:26.529	33.960	28.365	24.204	240.5	14:37.519	8	1:25.127	33.288	28.003	23.836	244.9	17:37.186
8	1:45.720	36.825	39.902	28.993	241.6	16:23.239	9	1:35.397 B	33.423	28.057	33.917	244.9	19:12.583
9	1:26.611	33.896	28.427	24.288	242.7	17:49.850	41 Alex POWELL USA						
10	1:38.921	39.256	33.737	25.928	224.5	19:28.771	Campos Racing Dallara 326						
11	1:26.762	33.835	28.438	24.489	242.2	20:55.533	1	2:22.520	1:24.236	32.355	25.929	97.5	2:22.520
31 Renzo BARBUY ARG							2	1:28.624	35.246	29.155	24.223	237.9	3:51.144
TC Racing Dallara 326							3	1:25.182	33.435	27.985	23.762	243.2	5:16.326
1	3:48.236 B	1:56.179	1:03.391	48.666	47.0	3:48.236	4	1:24.994	33.179	27.771	24.044	245.5	6:41.320
2	4:52.988	3:53.226	33.040	26.722	112.3	8:41.224	5	1:24.607	33.098	27.796	23.713	244.9	8:05.927
3	1:33.078	36.819	31.305	24.954	211.8	10:14.302	6	1:33.155 B	33.203	27.881	32.071	246.0	9:39.082
4	1:34.181	36.540	32.492	25.149	230.8	11:48.483	7	4:44.113	3:44.910	32.070	27.133	98.3	14:23.195
5	1:26.935	34.232	28.365	24.338	240.0	13:15.418	8	1:27.217	34.746	28.366	24.105	243.2	15:50.412
6	1:38.990	34.002	40.069	24.919	241.1	14:54.408	9	1:24.559	33.178	27.713	23.668	244.9	17:14.971
7	1:27.118	34.185	28.363	24.570	243.2	16:21.526	10	1:24.589	33.142	27.760	23.687	246.6	18:39.560
8	1:26.706	34.135	28.176	24.395	242.2	17:48.232	11	1:24.579	33.043	27.737	23.799	248.8	20:04.139
9	1:27.321	34.067	28.259	24.995	242.2	19:15.553	48 James EGOZI USA						
10	1:33.520 B	34.421	28.487	30.612	242.7	20:49.073	Palou Motorsport Dallara 326						
33 Rafael PERARD FRA							1	1:52.691	54.283	32.402	26.006	97.0	1:52.691
Palou Motorsport Dallara 326							2	1:34.113	36.200	30.453	27.460	210.9	3:26.804
1	1:53.746	55.045	32.852	25.849	101.8	1:53.746	3	1:25.395	33.649	27.874	23.872	244.9	4:52.199
2	1:34.934	36.433	31.447	27.054	205.7	3:28.680	4	1:25.277	33.388	28.030	23.859	245.5	6:17.476
3	1:26.158	33.991	28.017	24.150	246.0	4:54.838	5	1:32.727 B	33.381	28.313	31.033	244.9	7:50.203
4	1:25.105	33.282	27.920	23.903	246.6	6:19.943	6	4:18.236	3:19.837	32.537	25.862	95.5	12:08.439
5	1:31.896 B	33.230	27.987	30.679	247.1	7:51.839	7	1:31.146	36.148	29.946	25.052	201.5	13:39.585
6	3:35.598	2:39.618	30.670	25.310	115.1	11:27.437	8	1:25.636	33.604	27.884	24.148	244.9	15:05.221
7	1:28.891	35.171	29.160	24.560	219.5	12:56.328	9	1:24.869	33.228	27.826	23.815	245.5	16:30.090
8	1:25.655	33.465	27.826	24.364	245.5	14:21.983	10	1:25.033	33.226	27.894	23.913	244.9	17:55.123
9	1:31.567	33.332	30.396	27.839	247.1	15:53.550	11	1:36.954	39.994	31.015	25.945	244.9	19:32.077
10	1:24.863	33.202	27.806	23.855	248.3	17:18.413	12	1:33.117 B	33.397	28.047	31.673	246.6	21:05.194
11	1:31.961	33.958	33.485	24.518	247.1	18:50.374	74 Yani STEVENHEYDENS BEL						
12	1:34.702 B	33.443	28.970	32.289	246.6	20:25.076	GRS Dallara 326						
37 Filippo FIORENTINO BRA							1	2:31.123	1:32.264	32.868	25.991	92.7	2:31.123
Drivex Dallara 326							2	1:31.140	35.288	28.881	26.971	234.3	4:02.263
1	2:14.477	1:14.829	33.666	25.982	76.1	2:14.477	3	1:25.914	33.705	28.205	24.004	243.2	5:28.177
2	1:29.124	35.483	28.527	25.114	220.4	3:43.601	4	1:25.565	33.541	28.001	24.023	242.2	6:53.742
3	1:25.748	33.710	28.004	24.034	246.0	5:09.349	5	1:25.677	33.459	28.050	24.168	241.6	8:19.419
4	1:25.294	33.509	27.928	23.857	248.3	6:34.643	6	1:33.009	33.650	33.980	25.379	242.2	9:52.428
5	1:31.846 B	33.367	27.886	30.593	247.7	8:06.489	7	1:32.370 B	33.604	28.102	30.664	240.5	11:24.798
6	4:24.298	3:24.404	34.376	25.518	99.9	12:30.787	8	3:32.881	2:34.498	31.864	26.519	105.8	14:57.679
7	1:31.408	35.465	31.623	24.320	201.5	14:02.195	9	1:29.624	36.381	28.787	24.456	210.5	16:27.303
8	1:25.054	33.594	27.668	23.792	248.8	15:27.249	10	1:25.324	33.580	27.923	23.821	241.1	17:52.627
9	1:24.463	33.018	27.595	23.850	250.6	16:51.712	11	1:25.435	33.474	27.943	24.018	242.2	19:18.062
10	1:29.272	33.255	31.769	24.248	250.6	18:20.984	12	1:33.017 B	33.473	28.125	31.419	243.2	20:51.079
11	1:45.882 B	33.484	33.630	38.768	250.0	20:06.866	77 Bart HARRISON GBR						
39 Santino PANETTA ARG							Double R Dallara 326						
Hitech Dallara 326							1	2:15.691	1:15.696	33.402	26.593	96.2	2:15.691
1	7:26.520	6:22.177	37.020	27.323	95.7	7:26.520	2	1:29.257	35.383	28.451	25.423	236.8	3:44.948
2	1:30.651	36.745	29.205	24.701	228.3	8:57.171	3	1:25.853	33.655	28.093	24.105	242.2	5:10.801
3	1:28.948	34.270	28.496	26.182	241.6	10:26.119	4	1:25.254	33.269	28.034	23.951	243.8	6:36.055
4	1:29.685	34.611	29.257	25.817	245.5	11:55.804	5	1:31.469 B	33.506	28.112	29.851	243.2	8:07.524
5	1:25.118	33.462	27.793	23.863	244.3	13:20.922	6	3:44.451	2:46.914	30.544	26.993	111.8	11:51.975
6	1:25.048	33.221	27.966	23.861	246.6	14:45.970	7	1:30.487	35.562	28.216	26.709	240.0	13:22.462
7	1:26.089	33.439	27.978	24.672	249.4	16:12.059	8	1:27.262	34.009	28.192	25.061	243.2	14:49.724



E3 SWC - R2 JARAMA Qualifying 1

Sector Analysis

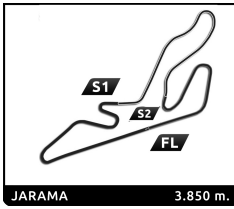
— Invalidated Lap ■ Personal Best ■ Session Best B Crossing the pit lane

Lap	Time	Sector 1	Sector 2	Sector 3	T.Spd	Elapsed	Lap	Time	Sector 1	Sector 2	Sector 3	T.Spd	Elapsed
9	1:25.495	33.416	28.117	23.962	243.2	16:15.219							
10	1:29.109	33.589	30.816	24.704	242.7	17:44.328							
11	1:25.944	33.530	28.119	24.295	242.2	19:10.272							
12	1:26.182	33.695	28.303	24.184	242.7	20:36.454							

84 Genaro TRAPPA		ARG					
Hitech		Dallara 326					
1	7:28.424	6:24.741	35.876	27.807	97.9	7:28.424	
2	1:30.101	36.162	29.177	24.762	236.3	8:58.525	
3	1:27.710	33.867	27.905	25.938	243.8	10:26.235	
4	1:26.771	33.915	28.384	24.472	246.0	11:53.006	
5	1:25.194	33.502	27.877	23.815	246.6	13:18.200	
6	1:30.081	34.796	30.353	24.932	243.2	14:48.281	
7	1:25.133	33.353	27.973	23.807	245.5	16:13.414	
8	1:25.203	33.396	27.918	23.889	246.0	17:38.617	
9	1:25.577	33.425	28.001	24.151	245.5	19:04.194	
10	1:55.918B	39.522	38.392	38.004	233.3	21:00.112	

91 Lorenzo CAMPOS		AGO					
Double R		Dallara 326					
1	2:32.160	1:32.994	32.877	26.289	92.1	2:32.160	
2	1:28.974	35.531	28.927	24.516	229.8	4:01.134	
3	1:29.896	34.113	28.269	27.514	240.5	5:31.030	
4	1:25.511	33.602	28.047	23.862	241.6	6:56.541	
5	1:25.477	33.494	27.979	24.004	241.6	8:22.018	
6	1:32.107B	33.520	28.108	30.479	241.6	9:54.125	
7	3:48.106	2:49.243	32.944	25.919	83.0	13:42.231	
8	1:34.844	37.302	29.945	27.597	238.4	15:17.075	
9	1:25.566	33.632	28.028	23.906	242.2	16:42.641	
10	1:25.390	33.335	28.163	23.892	242.2	18:08.031	
11	1:25.625	33.505	28.097	24.023	242.7	19:33.656	
12	1:41.785B	34.396	30.852	36.537	244.3	21:15.441	

99 René LAMMERS		NLD					
MP Motorsport		Dallara 326					
1	1:50.765	52.398	32.077	26.290	85.6	1:50.765	
2	1:34.645	36.263	31.302	27.080	204.5	3:25.410	
3	1:24.985	33.464	27.754	23.767	242.2	4:50.395	
4	1:24.874	33.244	27.796	23.834	243.8	6:15.269	
5	1:32.605B	33.580	28.898	30.127	248.8	7:47.874	
6	4:32.702	3:33.521	32.563	26.618	95.7	12:20.576	
7	1:30.588	36.003	30.013	24.572	220.9	13:51.164	
8	1:24.953	33.382	27.763	23.808	241.6	15:16.117	
9	1:24.641	33.159	27.787	23.695	243.2	16:40.758	
10	1:24.442	33.046	27.755	23.641	243.2	18:05.200	
11	1:45.570B	33.346	34.834	37.390	243.8	19:50.770	







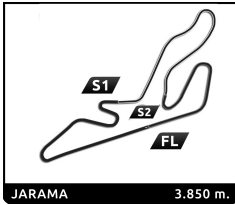
E3

SWC - R2 JARAMA

Qualifying 1

Flag Analysis

Flag	Time
	GREEN FLAG 10:38:00.000
	YELLOW FLAG AT SECTOR 1 10:50:04.294
	GREEN FLAG AT SECTOR 1 10:50:15.536
	CHEQUERED FLAG 10:58:00.000




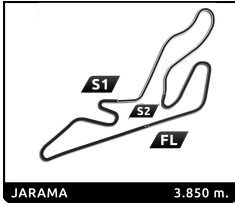
E3
SWC - R2 JARAMA
Qualifying 1

Provisional Race Director Report

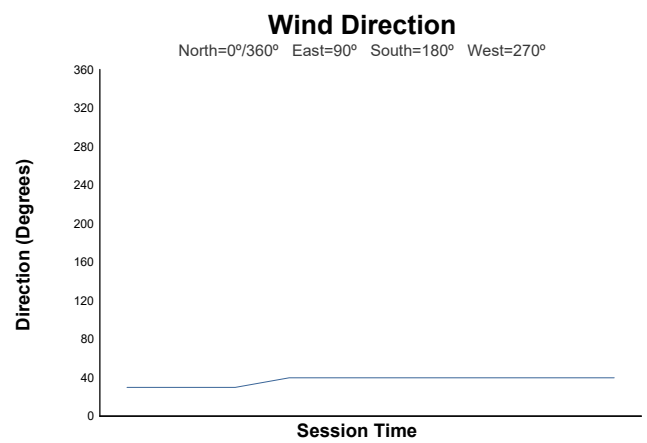
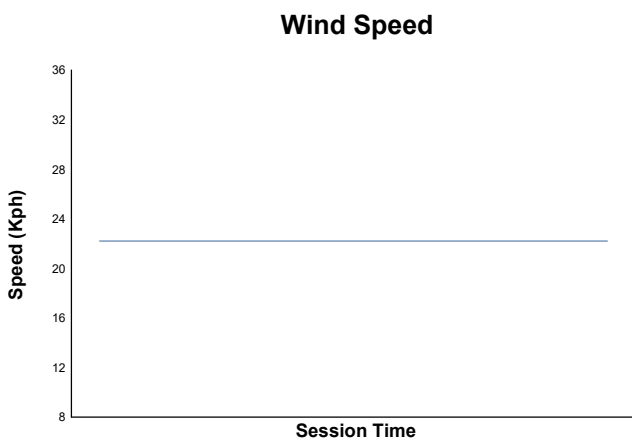
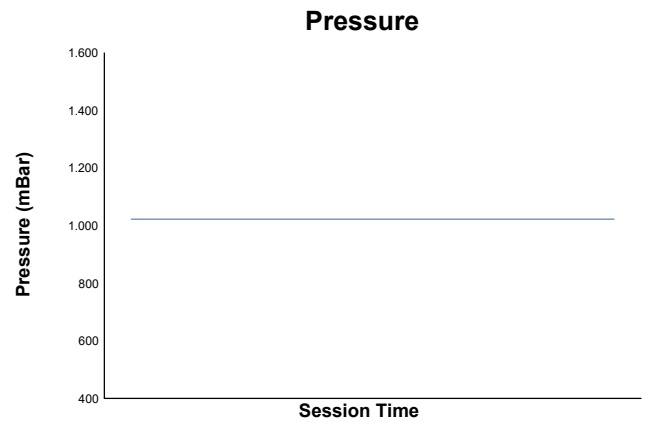
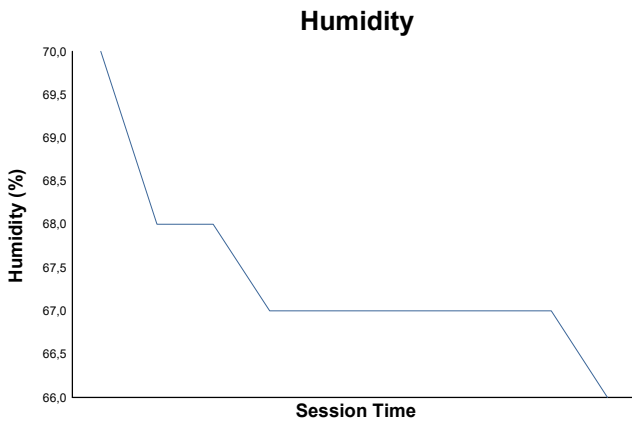
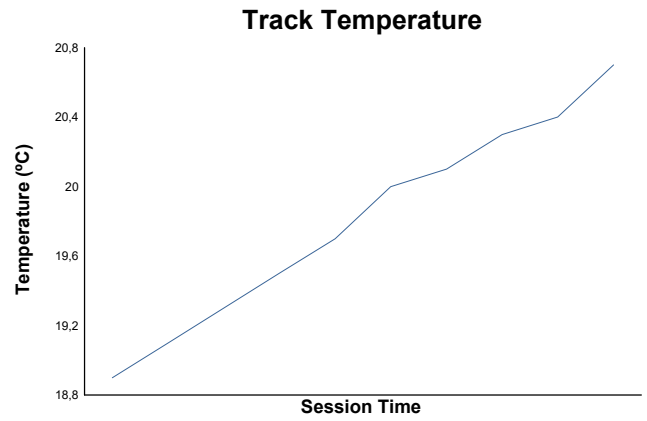
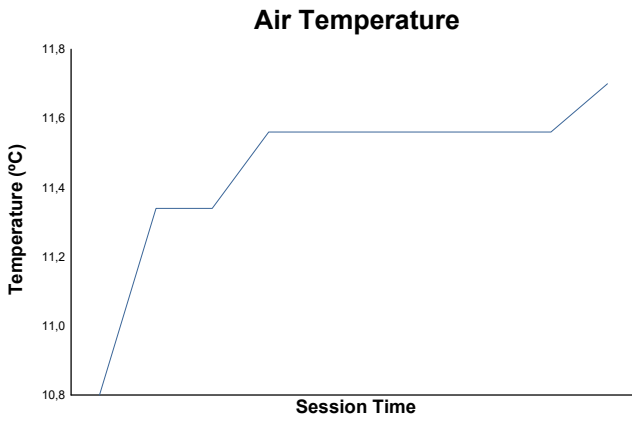
Hour	Flag	Message
10:36:04		FAST LANE OPEN
10:38:00		PIT LANE OPEN
10:49:22		INCIDENT INVOLVING CAR 6 ON T9 NOTED
10:50:04	YF	YELLOW FLAG AT TURN 1
10:50:15	GF	GREEN FLAG
10:51:07		INCIDENT INVOLVING CAR #27 ON T1 NOTED
10:58:01		CHEQUERED FLAG
10:59:42		CARS & DRIVERS #12 #14 #4 #16 PROCEED TO THE SCRUTINEERING BAY IMMEDIATELY AFTER SESSION

Published at: ...**10:58**.....

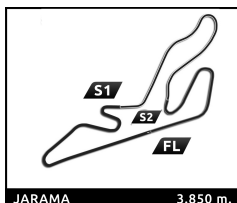
<p>Race Director: Luis GONZÁLEZ</p> 	<p>Timekeeper: Alberto ESTÉBANEZ</p> 
--	---



SWC - R2 JARAMA
E3
Qualifying 1
Weather Report



Track Status: **DRY**






E3
SWC - R2 JARAMA
Race 1 (30 Minutes +1 Lap)
Final Starting Grid

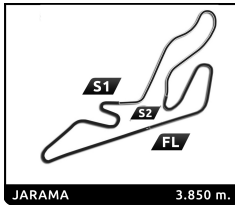
1:26.706 Renzo BARBUY	TC Racing	31	- 14 -	20	Tecnicar by Amtog	1:26.434 Benjamin BECKLEY
1:25.719 Bianca BUSTAMANTE	Palou Motorsport	16	- 13 -	29	GRS	1:26.506 Gianni GIOVANELLI
1:25.381 Stylianos KOLOVOS	Drivex	6	- 12 -	91	Double R	1:25.390 Lorenzo CAMPOS
1:25.324 Yani STEVENHEYDENS	GRS	74	- 11 -	11	TC Racing	1:25.349 Luca VIISOREANU
1:25.173 Alceu FELDMANN	MP Motorsport	17	- 10 -	77	Double R	1:25.254 Bart HARRISON
1:25.133 Genaro TRAPPA	Hitech	84	- 9 -	5	Campos Racing	1:25.151 Patrick HEUZENROEDER
1:25.048 Santino PANETTA	Hitech	39	- 8 -	2	Tecnicar by Amtog	1:25.120 Kacper SZTUKA
1:25.034 Yuanpu CUI	Double R	26	- 7 -	23	Hitech	1:24.881 Stefan BOSTANDJIEV
1:24.903 Christopher EL FEGHALI	Drivex	7	- 6 -	9	Campos Racing	1:24.989 Thomas STRAUVEN
1:24.863 Rafael PERARD	Palou Motorsport	33	- 5 -	48	Palou Motorsport	1:24.869 James EGOZI
1:24.806 Enzo TARNVANICHKUL	Campos Racing	10	- 4 -	27	Palou Motorsport	1:24.810 Heitor DALL'AGNOL
1:24.463 Filippo FIORENTINO	Drivex	37	- 3 -	41	Campos Racing	1:24.559 Alex POWELL
1:24.401 Ean EYCKMANS	MP Motorsport	4	- 2 -	99	MP Motorsport	1:24.442 René LAMMERS
1:24.357 Gianmarco PRADEL	MP Motorsport	12	- 1 -	14	Hitech	1:24.399 Keanu AL AZHARI

Pole

CAR #23 - DROP OF 3 GRID POSITIONS - STEWARDS DECISION N°280 - PORTIMAO
CAR #20 - DROP OF 5 GRID POSITIONS - STEWARDS DECISION N°7

Published at:12:40.....

 Mr. Pedro Vilches Chair of the Stewards	 Mr. Juan Font Steward	 Mrs. Yolanda González López Steward	Timekeeper: Alberto ESTÉBANEZ	
---	---	---	---	---



E3

SWC - R2 JARAMA

Race 1 (30 Minutes + 1 Lap)

Final Classification





No	Driver	Nat	Team	Car	Cl.	Laps	Total Time	Gap	Kph	Best Lap		
										Lap	Time	Kph
1	14 Keanu AL AZHARI	ARE	Hitech	Dallara 326		19	32:34.103	-	134.8	18	1:25.391	162.3
2	12 Gianmarco PRADEL	AUS	MP Motorsport	Dallara 326		19	32:35.807	+1.704	134.6	16	1:25.758	161.6
3	99 René LAMMERS	NLD	MP Motorsport	Dallara 326	R	19	32:37.093	+2.990	134.6	19	1:25.677	161.8
4	41 Alex POWELL	USA	Campos Racing	Dallara 326	R	19	32:38.122	+4.019	134.5	18	1:26.007	161.1
5	10 Enzo TARNVANICHKUL	THA	Campos Racing	Dallara 326		19	32:38.929	+4.826	134.4	7	1:25.949	161.3
6	37 Filippo FIORENTINO	BRA	Drivex	Dallara 326	R	19	32:40.050	+5.947	134.4	18	1:26.373	160.5
7	48 James EGOZI	USA	Palou Motorsport	Dallara 326		19	32:41.287	+7.184	134.3	8	1:26.419	160.4
8	7 Christopher EL FEGHALI	LBN	Drivex	Dallara 326	R	19	32:43.222	+9.119	134.1	9	1:26.260	160.7
9	26 Yuanpu CUI	CHN	Double R	Dallara 326		19	32:43.547	+9.444	134.1	19	1:26.731	159.8
10	27 Heitor DALL'AGNOL	BRA	Palou Motorsport	Dallara 326	R	19	32:44.127	+10.024	134.1	17	1:26.764	159.7
11	84 Genaro TRAPPA	ARG	Hitech	Dallara 326	R	19	32:45.151	+11.048	134.0	19	1:26.590	160.1
12	2 Kacper SZTUKA	POL	Tecnicar by Amtog	Dallara 326		19	32:47.107	+13.004	133.9	7	1:27.024	159.3
13	39 Santino PANETTA	ARG	Hitech	Dallara 326	R	19	32:47.485	+13.382	133.8	7	1:26.948	159.4
14	74 Yani STEVENHEYDENS	BEL	GRS	Dallara 326		19	32:48.442	+14.339	133.8	17	1:26.320	160.6
15	23 Stefan BOSTANDJIEV	BGR	Hitech	Dallara 326		19	32:49.225	+15.122	133.7	18	1:26.086	161.0
16	17 Alceu FELDMANN	BRA	MP Motorsport	Dallara 326		19	32:50.994	+16.891	133.6	19	1:26.620	160.0
17	5 Patrick HEUZENROEDER	AUS	Campos Racing	Dallara 326		19	32:52.572	+18.469	133.5	18	1:26.660	159.9
18	16 Bianca BUSTAMANTE	PHL	Palou Motorsport	Dallara 326		19	32:52.723	+18.620	133.5	19	1:27.042	159.2
19	6 Stylianos KOLOVOS	GRC	Drivex	Dallara 326	R	19	32:53.813	+19.710	133.4	19	1:26.620	160.0
20	29 Gianni GIOVANELLI	ARG	GRS	Dallara 326	R	19	33:40.786	+1:06.683	130.3	8	1:26.794	159.7
21	31 Renzo BARBUY	ARG	TC Racing	Dallara 326	R	18	33:05.087	1 Lap	125.7	6	1:27.920	157.6
22	11 Luca VIISOREANU	ROU	TC Racing	Dallara 326	R	17	30:18.048	2 Laps	129.6	7	1:27.127	159.1
23	4 Ean EYCKMANS	BEL	MP Motorsport	Dallara 326	R	16	28:37.810	3 Laps	129.1	7	1:27.021	159.3
24	77 Bart HARRISON	GBR	Double R	Dallara 326	R	16	28:51.170	3 Laps	128.1	8	1:27.195	159.0
Not classified												
20	Benjamin BECKLEY	CRI	Tecnicar by Amtog	Dallara 326	R	9	16:28.456			8	1:29.091	155.6
91	Lorenzo CAMPOS	AGO	Double R	Dallara 326	R	8	14:17.158			8	1:27.198	158.9
33	Rafael PERARD	FRA	Palou Motorsport	Dallara 326	R	1	1:29.785					
9	Thomas STRAUVEN	BEL	Campos Racing	Dallara 326	R	1	1:31.051					

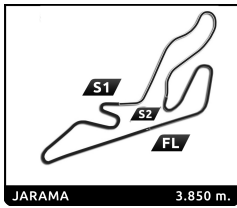
Pole Position:	Gianmarco PRADEL	1:24.357	164.3 Kph
Fastest Lap:	Lap18 Keanu AL AZHARI	1:25.391	162.3 Kph

CAR #5 - TIME PENALTY OF 10 SECONDS - STEWARDS DECISION N°9
 CAR #91 - DROP OF 5 GRID POSITIONS IN RACE 2 - STEWARDS DECISION N°10
 CAR #29 - TIME PENALTY OF 10 SECONDS - STEWARDS DECISION N°11

Published at:**19:00**.....

Track Status: **DRY**

 Mr. Pedro Vilches Chair of the Stewards	 Mr. Juan Font Steward	 Mrs. Yolanda González López Steward	Timekeeper: Alberto ESTÉBANEZ 
---	---	---	--



E3

SWC - R2 JARAMA

Race 1 (30 Minutes + 1 Lap)





Final Classification by Class

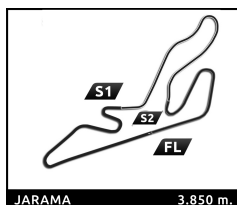
No	Driver	Nat	Team	Car	Laps	Total Time	Gap	Kph	Best Lap			
									Lap	Time	Kph	
R												
1	99 René LAMMERS	NLD	MP Motorsport	Dallara 326	19	32:37.093		134.6	19	1:25.677	161.8	
2	41 Alex POWELL	USA	Campos Racing	Dallara 326	19	32:38.122	+1.029	134.5	18	1:26.007	161.1	
3	37 Filippo FIORENTINO	BRA	Drivex	Dallara 326	19	32:40.050	+2.957	134.4	18	1:26.373	160.5	
4	7 Christopher EL FEGHALI	LBN	Drivex	Dallara 326	19	32:43.222	+6.129	134.1	9	1:26.260	160.7	
5	27 Heitor DALL'AGNOL	BRA	Palou Motorsport	Dallara 326	19	32:44.127	+7.034	134.1	17	1:26.764	159.7	
6	84 Genaro TRAPPA	ARG	Hitech	Dallara 326	19	32:45.151	+8.058	134.0	19	1:26.590	160.1	
7	39 Santino PANETTA	ARG	Hitech	Dallara 326	19	32:47.485	+10.392	133.8	7	1:26.948	159.4	
8	6 Stylianos KOLOVOS	GRC	Drivex	Dallara 326	19	32:53.813	+16.720	133.4	19	1:26.620	160.0	
9	29 Gianni GIOVANELLI	ARG	GRS	Dallara 326	19	33:40.786	+1'03.693	130.3	8	1:26.794	159.7	
10	31 Renzo BARBUY	ARG	TC Racing	Dallara 326	18	33:05.087	1 Lap	125.7	6	1:27.920	157.6	
11	11 Luca VIISOREANU	ROU	TC Racing	Dallara 326	17	30:18.048	2 Laps	129.6	7	1:27.127	159.1	
12	4 Ean EYCKMANS	BEL	MP Motorsport	Dallara 326	16	28:37.810	3 Laps	129.1	7	1:27.021	159.3	
13	77 Bart HARRISON	GBR	Double R	Dallara 326	16	28:51.170	3 Laps	128.1	8	1:27.195	159.0	
Not classified												
20	Benjamin BECKLEY	CRI	Tecnicar by Amtog	Dallara 326	9	16:28.456	10 Laps		8	1:29.091	155.6	
91	Lorenzo CAMPOS	AGO	Double R	Dallara 326	8	14:17.158	11 Laps		8	1:27.198	158.9	
33	Rafael PERARD	FRA	Palou Motorsport	Dallara 326	1	1:29.785	18 Laps					
9	Thomas STRAUVEN	BEL	Campos Racing	Dallara 326	1	1:31.051	18 Laps					

CAR #5 - TIME PENALTY OF 10 SECONDS - STEWARDS DECISION N°9
 CAR #91 - DROP OF 5 GRID POSITIONS IN RACE 2 - STEWARDS DECISION N°10
 CAR #29 - TIME PENALTY OF 10 SECONDS - STEWARDS DECISION N°11

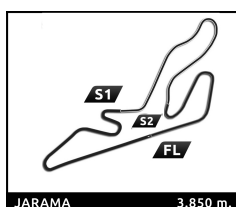
Published at:19:00.....

Track Status: **DRY**

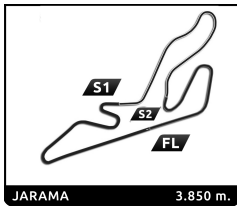
 Mr. Pedro Vilches Chair of the Stewards	 Mr. Juan Font Steward	 Mrs. Yolanda González López Steward	Timekeeper: Alberto ESTÉBANEZ	
---	---	---	---	---


E3
SWC - R2 JARAMA
Race 1
Best Sector Times

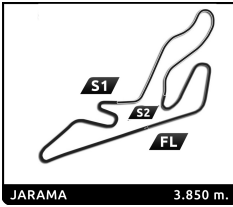
Sector 1			Sector 2			Sector 3			Ideal Lap	Best Lap
Pos	No Driver	Time	No Driver	Time	No Driver	Time	Pos	No Driver		
1	14 K.AL AZHARI	33.433	14 K.AL AZHARI	27.896	14 K.AL AZHARI	23.903	1	14 K.AL AZHARI	1:25.232	1:25.391 (1)
2	12 G.PRADEL	33.541	99 R.LAMMERS	27.934	12 G.PRADEL	24.002	2	99 R.LAMMERS	1:25.495	1:25.677 (2)
3	99 R.LAMMERS	33.545	12 G.PRADEL	27.988	99 R.LAMMERS	24.016	3	12 G.PRADEL	1:25.531	1:25.758 (3)
4	23 S.BOSTANDJIEV	33.600	10 E.TARNVANICHKUL	27.991	10 E.TARNVANICHKUL	24.130	4	10 E.TARNVANICHKUL	1:25.789	1:25.949 (4)
5	10 E.TARNVANICHKUL	33.668	6 S.KOLOVOS	28.005	41 A.POWELL	24.143	5	41 A.POWELL	1:25.950	1:26.007 (5)
6	41 A.POWELL	33.778	41 A.POWELL	28.029	39 S.PANETTA	24.187	6	23 S.BOSTANDJIEV	1:25.982	1:26.086 (6)
7	48 J.EGOZI	33.824	7 C.EL FEGHALI	28.060	37 F.FIORENTINO	24.188	7	7 C.EL FEGHALI	1:26.254	1:26.260 (7)
8	74 Y.STEVENHEYDENS	33.924	37 F.FIORENTINO	28.084	7 C.EL FEGHALI	24.244	8	37 F.FIORENTINO	1:26.255	1:26.373 (9)
9	17 A.FELDMANN	33.930	23 S.BOSTANDJIEV	28.090	27 H.DALL'AGNOL	24.246	9	74 Y.STEVENHEYDENS	1:26.320	1:26.320 (8)
10	84 G.TRAPPA	33.933	74 Y.STEVENHEYDENS	28.135	5 P.HEUZENROEDER	24.260	10	48 J.EGOZI	1:26.330	1:26.419 (10)
11	7 C.EL FEGHALI	33.950	5 P.HEUZENROEDER	28.170	6 S.KOLOVOS	24.260	11	5 P.HEUZENROEDER	1:26.401	1:26.660 (14)
12	5 P.HEUZENROEDER	33.971	48 J.EGOZI	28.181	74 Y.STEVENHEYDENS	24.261	12	6 S.KOLOVOS	1:26.414	1:26.620 (13)
13	27 H.DALL'AGNOL	33.980	26 Y.CUI	28.217	23 S.BOSTANDJIEV	24.292	13	27 H.DALL'AGNOL	1:26.503	1:26.764 (16)
14	26 Y.CUI	33.982	84 G.TRAPPA	28.262	2 K.SZTUKA	24.297	14	84 G.TRAPPA	1:26.516	1:26.590 (11)
15	37 F.FIORENTINO	33.983	27 H.DALL'AGNOL	28.277	84 G.TRAPPA	24.321	15	26 Y.CUI	1:26.552	1:26.731 (15)
16	11 L.VIISOREANU	34.089	29 G.GIOVANELLI	28.288	48 J.EGOZI	24.325	16	17 A.FELDMANN	1:26.620	1:26.620 (12)
17	39 S.PANETTA	34.094	77 B.HARRISON	28.305	29 G.GIOVANELLI	24.342	17	39 S.PANETTA	1:26.694	1:26.948 (18)
18	2 K.SZTUKA	34.124	17 A.FELDMANN	28.343	17 A.FELDMANN	24.347	18	29 G.GIOVANELLI	1:26.794	1:26.794 (17)
19	4 E.EYCKMANS	34.135	91 L.CAMPOS	28.349	26 Y.CUI	24.353	19	2 K.SZTUKA	1:26.838	1:27.024 (20)
20	6 S.KOLOVOS	34.149	4 E.EYCKMANS	28.356	16 B.BUSTAMANTE	24.386	20	16 B.BUSTAMANTE	1:26.987	1:27.042 (21)
21	29 G.GIOVANELLI	34.164	16 B.BUSTAMANTE	28.385	11 L.VIISOREANU	24.476	21	4 E.EYCKMANS	1:27.021	1:27.021 (19)
22	91 L.CAMPOS	34.174	39 S.PANETTA	28.413	77 B.HARRISON	24.512	22	11 L.VIISOREANU	1:27.025	1:27.127 (22)
23	16 B.BUSTAMANTE	34.216	2 K.SZTUKA	28.417	4 E.EYCKMANS	24.530	23	91 L.CAMPOS	1:27.082	1:27.198 (24)
24	77 B.HARRISON	34.281	11 L.VIISOREANU	28.460	91 L.CAMPOS	24.559	24	77 B.HARRISON	1:27.098	1:27.195 (23)
25	31 R.BARBUY	34.356	31 R.BARBUY	28.475	33 R.PERARD	24.599	25	31 R.BARBUY	1:27.477	1:27.920 (25)
26	20 B.BECKLEY	35.174	20 B.BECKLEY	28.739	31 R.BARBUY	24.646	26	20 B.BECKLEY	1:28.661	1:29.091 (26)


E3
SWC - R2 JARAMA
Race 1
Best Top Speed

No Driver	Team	Class	Top 1		Top 2		Top 3		Top 4		Top 5		Avg	
			Kph	Lap	Kph	Lap	Kph	Lap	Kph	Lap	Kph	Lap		
23	Stefan BOSTANDJIEV	Hitech	262.8	16	260.9	15	257.1	9	254.7	10	254.1	18	257,9	
11	Luca VIISOREANU	TC Racing	R	262.1	9	261.5	6	260.9	15	260.2	16	259.0	8	260,7
39	Santino PANETTA	Hitech	R	260.9	18	259.6	15	259.6	6	256.5	8	255.3	16	258,4
84	Genaro TRAPPA	Hitech	R	259.6	16	257.8	19	254.7	15	254.7	8	254.1	6	256,2
10	Enzo TARNVANICHKUL	Campos Racing		259.0	7	255.3	19	255.3	6	254.7	18	254.7	15	255,8
41	Alex POWELL	Campos Racing	R	259.0	15	255.3	16	254.7	6	254.1	19	254.1	17	255,4
4	Ean EYCKMANS	MP Motorsport	R	255.9	15	252.9	8	252.3	16	251.7	6	251.2	10	252,8
27	Heitor DALL'AGNOL	Palou Motorsport	R	255.9	15	255.3	19	254.7	10	254.7	7	254.1	18	254,9
29	Gianni GIOVANELLI	GRS	R	255.9	7	251.2	16	251.2	9	251.2	8	250.0	17	251,9
7	Chistopher EL FEGHALI	Drivex	R	255.3	17	254.7	8	254.7	2	254.1	19	254.1	10	254,6
17	Alceu FELDMANN	MP Motorsport		255.3	6	255.3	16	254.1	15	252.9	17	251.7	18	253,9
31	Renzo BARBUY	TC Racing	R	255.3	7	254.7	15	254.7	14	254.1	6	250.6	5	253,9
48	James EGOZI	Palou Motorsport		255.3	9	254.7	15	253.5	2	252.9	7	251.2	16	253,5
5	Patrick HEUZENROEDER	Campos Racing		254.7	15	254.1	8	253.5	17	253.5	7	253.5	6	253,9
16	Bianca BUSTAMANTE	Palou Motorsport		254.7	15	253.5	16	253.5	2	252.9	7	251.7	8	253,3
37	Filippo FIORENTINO	Drivex	R	254.7	15	253.5	18	252.9	19	252.9	7	252.9	2	253,4
74	Yani STEVENHEYDENS	GRS		254.7	15	253.5	16	252.9	7	252.3	9	252.3	6	253,1
2	Kacper SZTUKA	Tecnicar by Amtog		254.1	15	252.3	16	252.3	10	251.7	7	250.0	8	252,1
6	Stylios KOLOVOS	Drivex	R	254.1	7	253.5	6	252.9	2	252.3	19	251.7	8	252,9
91	Lorenzo CAMPOS	Double R	R	253.5	6	251.2	8	250.0	7	247.1	2	132.2	3	226,8
14	Keanu AL AZHARI	Hitech		252.9	2	252.9	10	251.7	15	250.6	9	250.6	6	251,7
26	Yuanpu CUI	Double R		252.9	16	252.9	18	251.2	17	251.2	15	250.6	7	251,8
77	Bart HARRISON	Double R	R	252.3	16	248.8	15	247.7	9	247.7	8	247.1	7	248,7
99	René LAMMERS	MP Motorsport	R	251.2	15	250.6	7	250.0	6	249.4	19	248.8	16	250,0
12	Gianmarco PRADEL	MP Motorsport		250.6	19	248.8	10	248.8	8	247.7	17	247.1	18	248,6
20	Benjamin BECKLEY	Tecnicar by Amtog	R	249.4	7	248.3	2	246.0	9	242.7	8	241.1	6	245,5
9	Thomas STRAUVEN	Campos Racing	R											
33	Rafael PERARD	Palou Motorsport	R											


E3
SWC - R2 JARAMA
Race 1
Lap Chart

No	Pos	Grid	Lap																		
			1	2	3	4	5	6	7	8	9	10	11	12	13	14	15	16	17	18	19
12	1	12	12	12	12	12	12	12	12	12	12	12	12	12	12	12	14	14	14	14	14
14	2	14	14	14	14	14	14	14	14	14	14	14	14	14	14	14	12	12	12	12	12
4	3	4	99	99	99	99	99	99	99	99	99	99	99	99	99	99	99	99	99	99	99
99	4	99	41	41	41	41	41	41	41	41	41	41	41	41	41	41	41	41	41	41	41
37	5	37	37	37	37	37	37	37	10	10	10	10	10	10	10	10	10	10	10	10	10
41	6	41	10	10	10	10	10	10	37	37	37	37	37	37	37	37	37	37	37	37	37
10	7	10	33	7	7	7	7	7	7	7	7	7	7	7	7	7	48	48	48	48	48
27	8	27	27	48	48	48	48	48	48	48	48	48	48	48	48	48	7	5	5	5	5
33	9	33	7	5	5	5	5	5	5	5	5	5	5	5	5	5	5	7	7	7	7
48	10	48	9	26	26	26	26	26	26	26	26	26	26	26	26	26	26	26	26	26	26
7	11	7	48	2	2	2	2	2	2	2	2	2	2	2	2	2	27	27	27	27	27
9	12	9	5	27	27	27	27	27	27	27	27	27	27	27	27	2	84	84	84	84	84
26	13	26	26	77	77	77	77	84	84	84	84	84	84	84	84	84	2	2	2	2	2
23	14	23	2	84	84	84	84	39	39	39	77	77	77	77	77	77	39	39	39	39	39
39	15	39	77	23	23	23	23	77	77	77	39	39	39	39	39	11	74	74	74	74	74
2	16	2	23	39	39	39	39	23	23	23	23	23	23	23	23	39	23	23	23	23	23
84	17	84	84	4	4	4	4	4	4	4	11	11	11	11	11	11	23	17	17	17	17
5	18	5	39	17	17	17	17	11	11	11	11	4	4	4	4	4	74	11	16	16	16
17	19	17	4	11	11	11	11	74	74	74	74	74	74	74	74	4	16	29	6	6	6
77	20	77	17	74	74	74	74	17	17	17	16	16	16	16	16	16	29	6	29	29	29
74	21	74	11	6	6	6	6	91	91	91	17	17	17	17	17	17	17	6	11	31	31
11	22	11	74	91	91	91	91	6	6	6	29	29	29	29	29	29	29	4	31		
6	23	6	91	16	16	16	16	16	16	16	6	6	6	6	6	6	6	77			
91	24	91	16	29	29	29	29	29	20	20	20	31	31	31	31	31	31	31			
16	25	16	6	20	20	20	20	20	29	29	31										
29	26	29	29	31	31	31	31	31	31												
31	27	31	20																		
20	28	20	31																		



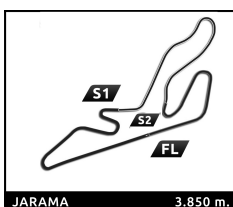
E3

SWC - R2 JARAMA

Race 1

Fastest Lap Sequence

Elapsed	No	Driver	Team	Car	Class	Time	Kph	Lap
2:58.053	12	Gianmarco PRADEL	MP Motorsport	Dallara 326		1:31.490	151.5	2
11:12.667	12	Gianmarco PRADEL	MP Motorsport	Dallara 326		1:25.964	161.2	6
12:38.490	12	Gianmarco PRADEL	MP Motorsport	Dallara 326		1:25.823	161.5	7
12:38.845	14	Keanu AL AZHARI	Hitech	Dallara 326		1:25.487	162.1	7
31:08.433	14	Keanu AL AZHARI	Hitech	Dallara 326		1:25.391	162.3	18

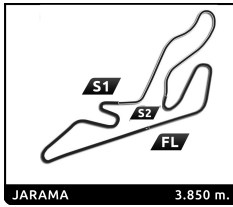


E3 SWC - R2 JARAMA Race 1

Analysis by lap

Lapped 1

No	Lap Time	Gap	No	Lap Time	Gap	No	Lap Time	Gap	No	Lap Time	Gap	No	Lap Time	Gap
Lap 1														
12	1:26.563	0.000												
14	1:27.009	0.446												
99	1:27.837	1.274												
41	1:28.195	1.632												
37	1:28.681	2.118												
10	1:29.324	2.761												
33	1:29.785	3.222												
27	1:30.260	3.697												
7	1:30.519	3.956												
9	1:31.051	4.488												
48	1:31.185	4.622												
5	1:31.704	5.141												
26	1:32.148	5.585												
2	1:32.534	5.971												
77	1:32.909	6.346												
23	1:33.228	6.665												
84	1:33.621	7.058												
39	1:34.117	7.554												
4	1:34.313	7.750												
17	1:34.557	7.994												
11	1:34.805	8.242												
74	1:35.111	8.548												
91	1:35.484	8.921												
16	1:35.731	9.168												
6	1:36.337	9.774												
29	1:36.604	10.041												
20	1:37.285	10.722												
31	1:55.669	29.106												
Lap 2														
12	1:31.490													
14	1:32.018	0.974												
99	1:32.442	2.226												
41	1:33.440	3.582												
37	1:33.867	4.495												
10	1:34.931	6.202												
7	1:34.808	7.274												
48	1:35.369	8.501												
5	1:37.285	10.936												
26	1:37.355	11.450												
2	1:38.646	13.127												
27	1:42.117	14.324												
77	1:40.295	15.151												
84	1:41.076	16.644												
23	1:42.056	17.231												
39	1:42.552	18.616												
4	1:42.749	19.009												
17	1:43.415	19.919												
11	1:44.683	21.435												
74	1:45.035	22.093												
6	1:45.404	23.688												
91	1:46.759	24.190												
16	1:47.181	24.859												
29	1:46.832	25.383												
20	1:47.826	27.058												
Lap 3														
12	2:08.384													
14	2:08.661	1.251												
99	2:08.166	2.008												
41	2:07.322	2.520												
37	2:07.902	4.013												
10	2:07.059	4.877												
7	2:06.679	5.569												
48	2:06.394	6.511												
5	2:05.571	8.123												
26	2:05.807	8.873												
2	2:04.692	9.435												
27	2:04.833	10.773												
77	2:04.820	11.587												
84	2:04.771	13.031												
23	2:05.101	13.948												
39	2:05.324	15.556												
4	2:05.638	16.263												
17	2:05.463	16.998												
11	2:04.517	17.568												
74	2:04.442	18.151												
6	2:04.059	19.363												
91	2:03.865	19.671												
16	2:03.972	20.447												
29	2:04.866	21.865												
20	2:04.563	23.237												
31	4:15.470	1 Lap												
Lap 4														
12	2:15.792													
14	2:15.516	0.975												
99	2:15.691	1.907												
41	2:16.157	2.885												
37	2:16.078	4.299												
10	2:15.927	5.012												
7	2:16.392	6.169												
48	2:16.475	7.194												
5	2:15.533	7.864												
26	2:15.812	8.893												
2	2:16.382	10.025												
27	2:16.692	11.673												
77	2:16.820	12.615												
84	2:16.275	13.514												
23	2:15.929	14.085												
39	2:15.949	15.713												
4	2:16.109	16.580												
17	2:16.295	17.501												
11	2:17.001	18.777												
74	2:17.184	19.543												
6	2:17.176	20.747												
91	2:17.602	21.481												
16	2:17.353	22.008												
29	2:17.121	23.194												
20	2:17.356	24.801												
31	1:38.986	1 Lap												
Lap 5														
12	2:24.474													
14	2:23.937	0.438												
99	2:23.236	0.669												
41	2:22.490	0.901												
37	2:21.441	1.266												
10	2:21.025	1.563												
7	2:20.302	1.997												
48	2:19.530	2.250												
5	2:19.402	2.792												
26	2:18.419	2.838												
2	2:18.247	3.798												
27	2:16.708	3.907												
77	2:15.832	3.973												
84	2:15.231	4.271												
23	2:15.188	4.799												
39	2:13.754	4.993												
4	2:13.229	5.335												
17	2:12.619	5.646												
11	2:11.501	5.804												
74	2:11.071	6.140												
6	2:10.398	6.671												
91	2:09.809	6.816												
16	2:09.808	7.342												
29	2:09.423	8.143												
20	2:08.735	9.062												
31	2:06.168	1 Lap												
Lap 6														
12	1:25.964													
14	1:26.217	0.691												
99	1:26.463	1.168												
41	1:26.969	1.906												
37	1:27.273	2.575												
10	1:27.359	2.958												
7	1:27.392	3.425												
48	1:27.838	4.124												
5	1:27.339	4.167												
26	1:28.031	4.905												
2	1:27.721	5.555												
27	1:28.098	6.041												
84	1:27.964	6.271												
39	1:27.697	6.726												
77	1:29.153	7.162												
23	1:28.598	7.433												
4	1:28.626	7.997												
11	1:28.915	8.755												



E3

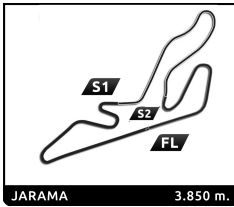
SWC - R2 JARAMA

Race 1

Analysis by lap












 Lapped ■

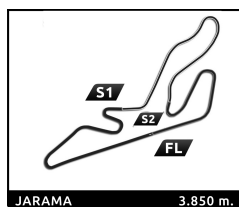
No	Lap Time	Gap	No	Lap Time	Gap	No	Lap Time	Gap	No	Lap Time	Gap	No	Lap Time	Gap
14	2:17.372	0.772	37	1:57.899	3.987	26	1:27.695	4.189	39	1:27.117	9.623			
99	2:17.186	1.930	7	1:57.809	4.674	27	1:27.654	4.628	74	1:26.320	11.711			
41	2:16.980	2.484	48	1:57.635	5.154	2	1:28.359	5.183	23	1:26.865	13.388			
10	2:16.667	3.621	5	1:57.900	6.068	84	1:27.981	5.415	17	1:27.648	14.314			
37	2:16.701	4.557	26	1:58.003	6.922	77	1:28.342	5.851	16	1:28.483	15.227			
7	2:15.998	5.307	2	1:58.035	7.476	11	1:27.947	6.213	31	1:29.038	1 Lap			
48	2:15.259	6.135	27	1:57.916	8.705	39	1:28.743	6.579	29	1:28.851	16.298			
5	2:15.532	7.149	84	1:57.643	9.765	23	1:28.881	6.874	6	1:28.953	16.577			
26	2:14.900	8.121	77	1:57.455	10.180	74	1:28.433	7.245	11	1:48.333	35.006			
2	2:13.244	8.993	39	1:56.755	11.313	4	1:29.162	7.772						
27	2:12.350	10.468	23	1:57.377	13.196	16	1:29.049	8.232	Lap 18					
84	2:12.828	11.701	11	1:56.962	13.965	17	1:28.268	8.473	14	1:25.391				
77	2:12.429	12.174	4	1:57.058	14.475	31	1:29.334	1 Lap	12	1:26.020	1.453			
39	2:12.510	13.253	74	1:57.388	15.469	29	1:27.874	9.345	99	1:25.993	2.983			
23	2:12.631	14.598	16	1:57.062	16.074	6	1:27.276	9.931	41	1:26.007	3.581			
11	2:12.876	16.034	31	1:56.926	1 Lap				10	1:26.267	4.382			
4	2:12.815	16.980	17	1:56.545	17.093	Lap 16				37	1:26.373	5.222		
74	2:13.030	17.836	29	1:56.855	18.066	14	1:25.786		48	1:26.465	6.338			
16	2:12.386	18.589	6	1:57.239	19.531	12	1:25.758	0.550	5	1:26.660	7.363			
31	2:11.871	1 Lap	Lap 14				99	1:26.329	1.747	7	1:26.673	7.788		
17	2:12.292	20.274	12	2:05.121		41	1:26.276	2.094	26	1:26.949	8.383			
29	2:12.293	21.497	14	2:04.581	0.166	10	1:26.387	2.647	27	1:26.837	8.799			
6	2:12.495	22.837	99	2:04.043	0.558	37	1:26.544	3.461	84	1:27.133	10.128			
Lap 12			41	2:03.869	0.866	48	1:26.922	4.329	2	1:27.673	11.501			
12	1:59.392		10	2:02.881	0.979	5	1:26.921	4.961	39	1:27.749	11.981			
14	1:59.251	0.631	37	2:02.421	1.287	7	1:27.413	5.265	74	1:26.727	13.047			
99	1:58.969	1.507	7	2:02.005	1.558	26	1:27.259	5.662	23	1:26.086	14.083			
41	1:59.522	2.614	48	2:01.730	1.763	27	1:27.348	6.190	17	1:27.018	15.941			
10	1:59.216	3.445	5	2:01.237	2.184	84	1:27.437	7.066	16	1:27.412	17.248			
37	1:59.122	4.287	26	2:00.802	2.603	2	1:28.220	7.617	6	1:27.574	18.760			
7	1:59.149	5.064	2	2:00.578	2.933	39	1:27.314	8.107	31	1:36.499	1 Lap			
48	1:58.975	5.718	27	1:59.499	3.083	74	1:29.533	10.992	29	2:03.602	54.509			
5	1:58.610	6.367	84	1:58.899	3.543	23	1:31.036	12.124	Lap 19					
26	1:58.389	7.118	77	1:58.559	3.618	17	1:29.580	12.267	14	1:25.670				
2	1:58.039	7.640	39	1:57.753	3.945	11	1:31.847	12.274	12	1:25.921	1.704			
27	1:57.912	8.988	23	1:56.027	4.102	16	1:29.899	12.345	99	1:25.677	2.990			
84	1:58.012	10.321	11	1:55.531	4.375	31	1:29.360	1 Lap	41	1:26.108	4.019			
77	1:58.142	10.924	4	1:55.365	4.719	29	1:29.489	13.048	10	1:26.114	4.826			
39	1:58.896	12.757	74	1:54.573	4.921	6	1:29.080	13.225	37	1:26.395	5.947			
23	1:58.812	14.018	16	1:54.339	5.292	4	1:38.383	20.369	48	1:26.516	7.184			
11	1:58.560	15.202	31	1:54.704	1 Lap	77	1:53.664	33.729	5	1:26.776	8.469			
4	1:58.028	15.616	17	1:54.342	6.314	Lap 17				7	1:27.001	9.119		
74	1:57.836	16.280	29	1:54.635	7.580	14	1:25.601		26	1:26.731	9.444			
16	1:58.014	17.211	6	1:54.354	8.764	12	1:25.875	0.824	27	1:26.895	10.024			
31	1:57.689	1 Lap	Lap 15				99	1:26.235	2.381	84	1:26.590	11.048		
17	1:57.865	18.747	14	1:25.943		41	1:26.472	2.965	2	1:27.173	13.004			
29	1:57.305	19.410	12	1:26.687	0.578	10	1:26.460	3.506	39	1:27.071	13.382			
6	1:57.046	20.491	99	1:26.755	1.204	37	1:26.380	4.240	74	1:26.962	14.339			
Lap 13			41	1:26.847	1.604	48	1:26.536	5.264	23	1:26.709	15.122			
12	1:58.199		10	1:27.176	2.046	5	1:26.734	6.094	17	1:26.620	16.891			
14	1:58.274	0.706	37	1:27.525	2.703	7	1:26.842	6.506	16	1:27.042	18.620			
99	1:58.328	1.636	48	1:27.539	3.193	26	1:26.764	6.825	6	1:26.620	19.710			
41	1:57.703	2.118	7	1:28.189	3.638	27	1:26.764	7.353	31	1:29.328	1 Lap			
10	1:57.973	3.219	5	1:27.751	3.826	84	1:26.921	8.386	29	1:27.844	56.683			



E3
SWC - R2 JARAMA
Race 1

Flag Analysis


Flag	Time
	GREEN FLAG 13:30:18.567
	YELLOW FLAG AT SECTOR 1 13:32:04.920
	SAFETY CAR 13:32:26.561
	GREEN FLAG 13:39:55.706
	YELLOW FLAG AT SECTOR 3 13:45:56.325
	SAFETY CAR 13:46:12.780
	GREEN FLAG AT SECTOR 3 13:52:56.326
	GREEN FLAG 13:55:38.230
	YELLOW FLAG AT SECTOR 1 14:00:55.081
	GREEN FLAG AT SECTOR 1 14:01:16.883
	CHEQUERED FLAG 14:02:52.670


**E3
SWC - R2 JARAMA
Race 1**
Sector Analysis

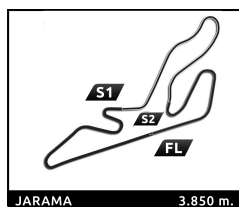
_ Invalidated Lap

 Personal Best

 Session Best

 B Crossing the pit lane


Lap	Time	Sector 1	Sector 2	Sector 3	T.Sp	Elapsed	Lap	Time	Sector 1	Sector 2	Sector 3	T.Sp	Elapsed	
2	Kacper SZTUKA POL							14	2:01.237	45.700	41.157	34.380	164.1	25:27.730
	Tecnicar by Amtog Dallara 326							15	1:27.751	34.498	28.636	24.617	254.7	26:55.481
1	1:32.534	38.322	29.418	24.794		1:32.534	16	1:26.921	34.196	28.357	24.368	242.2	28:22.402	
2	1:38.646	34.468	35.479	28.699	248.8	3:11.180	17	1:26.734	34.123	28.239	24.372	253.5	29:49.136	
3	2:04.692	50.372	42.125	32.195	121.1	5:15.872	18	1:26.660	33.971	28.301	24.388	250.0	31:15.796	
4	2:16.382	1:01.796	40.575	34.011	62.9	7:32.254	19	1:26.776	34.171	28.345	24.260	252.3	32:42.572	
5	2:18.247	55.464	41.817	40.966	72.3	9:50.501								
6	1:27.721	34.598	28.613	24.510	248.8	11:18.222								
7	1:27.024	34.310	28.417	24.297	251.7	12:45.246								
8	1:27.043	34.252	28.457	24.334	250.0	14:12.289								
9	1:27.141	34.124	28.541	24.476	248.3	15:39.430								
10	1:39.153	36.072	34.199	28.882	252.3	17:18.583								
11	2:13.244	40.582	53.262	39.400	183.7	19:31.827								
12	1:58.039	45.018	41.570	31.451	150.2	21:29.866								
13	1:58.035	46.653	39.697	31.685	167.2	23:27.901								
14	2:00.578	45.862	41.262	33.454	161.9	25:28.479								
15	1:28.359	35.225	28.572	24.562	254.1	26:56.838								
16	1:28.220	35.121	28.695	24.404	252.3	28:25.058								
17	1:27.203	34.240	28.487	24.476	248.3	29:52.261								
18	1:27.673	34.706	28.587	24.380	249.4	31:19.934								
19	1:27.173	34.228	28.502	24.443	248.8	32:47.107								
4	Ean EYCKMANS BEL							6	Stylianios KOLOVOS GRC					
	MP Motorsport Dallara 326								Drivex Dallara 326					
1	1:34.313	39.181	29.948	25.184		1:34.313	1	1:36.337	41.614	29.590	25.133		1:36.337	
2	1:42.749	34.901	39.021	28.827	250.6	3:17.062	2	1:45.404	34.615	41.526	29.263	252.9	3:21.741	
3	2:05.638	51.614	42.096	31.928	120.0	5:22.700	3	2:04.059	49.865	42.341	31.853	141.2	5:25.800	
4	2:16.109	1:01.816	40.386	33.907	52.7	7:38.809	4	2:17.176	1:01.923	41.812	33.441	39.4	7:42.976	
5	2:13.229	55.329	42.133	35.767	71.3	9:52.038	5	2:10.398	54.166	42.387	33.845	76.4	9:53.374	
6	1:28.626	34.769	29.197	24.660	251.7	11:20.664	6	1:29.322	35.314	29.325	24.683	253.5	11:22.696	
7	1:27.021	34.135	28.356	24.530	250.6	12:47.685	7	1:27.564	34.361	28.647	24.556	254.1	12:50.260	
8	1:27.561	34.331	28.616	24.614	252.9	14:15.246	8	1:27.356	34.413	28.398	24.545	251.7	14:17.616	
9	1:28.350	34.669	29.056	24.625	247.7	15:43.596	9	1:39.209	34.389	28.384	36.436	250.0	15:56.825	
10	1:43.403	38.884	37.368	27.151	251.2	17:26.999	10	1:36.351	36.559	32.373	27.419	250.6	17:33.176	
11	2:12.815	40.087	56.327	36.401	156.5	19:39.814	11	2:12.495	39.875	57.768	34.852	153.2	19:45.671	
12	1:58.028	43.457	44.271	30.300	149.0	21:37.842	12	1:57.046	43.650	43.972	29.424	112.3	21:42.717	
13	1:57.058	47.291	38.692	31.075	136.9	23:34.900	13	1:57.239	50.306	36.264	30.669	159.3	23:39.956	
14	1:55.365	44.184	42.669	28.512	127.4	25:30.265	14	1:54.354	44.375	44.032	25.947	138.5	25:34.310	
15	1:29.162	35.207	29.202	24.753	255.9	26:59.427	15	1:27.276	34.191	28.526	24.559	250.6	27:01.586	
16	1:38.383	B 34.931	29.741	33.711	252.3	28:37.810	16	1:29.080	34.646	29.485	24.949	251.2	28:30.666	
5	Patrick HEUZENROEDER AUS							7	Christopher EL FEGHALI LBN					
	Campos Racing Dallara 326								Drivex Dallara 326					
1	1:31.704	37.889	29.253	24.562		1:31.704	1	1:30.519	36.900	28.945	24.674		1:30.519	
2	1:37.285	34.405	34.259	28.621	252.3	3:08.989	2	1:34.808	34.085	33.053	27.670	254.7	3:05.327	
3	2:05.571	51.427	41.543	32.601	123.0	5:14.560	3	2:06.679	53.138	41.282	32.259	97.9	5:12.006	
4	2:15.533	1:00.993	40.196	34.344	58.5	7:30.093	4	2:16.392	1:01.255	40.742	34.395	61.4	7:28.398	
5	2:19.402	56.310	41.283	41.809	75.9	9:49.495	5	2:20.302	56.837	40.982	42.483	116.6	9:48.700	
6	1:27.339	34.544	28.384	24.411	253.5	11:16.834	6	1:27.392	34.575	28.336	24.481	251.7	11:16.092	
7	1:27.029	34.413	28.170	24.446	253.5	12:43.863	7	1:26.619	33.950	28.259	24.410	254.1	12:42.711	
8	1:26.723	34.129	28.292	24.302	254.1	14:10.586	8	1:26.910	34.232	28.287	24.391	254.7	14:09.621	
9	1:26.966	34.046	28.314	24.606	251.7	15:37.552	9	1:26.260	33.956	28.060	24.244	253.5	15:35.881	
10	1:36.899	35.751	33.099	28.049	248.3	17:14.451	10	1:36.262	35.237	33.653	27.372	254.1	17:12.143	
11	2:15.532	43.076	52.562	39.894	175.9	19:29.983	11	2:15.998	43.649	51.307	41.042	154.5	19:28.141	
12	1:58.610	44.639	41.804	32.167	156.3	21:28.593	12	1:59.149	44.835	41.607	32.707	180.9	21:27.290	
13	1:57.900	45.758	40.330	31.812	170.9	23:26.493	13	1:57.809	45.230	40.610	31.969	146.3	23:25.099	
9	Thomas STRAUVEN BEL							9	Enzo TARNVANICHKUL THA					
	Campos Racing Dallara 326								Campos Racing Dallara 326					
1	1:31.051	37.298	28.867	24.886		1:31.051	1	1:31.051	37.298	28.867	24.886		1:31.051	
10	Enzo TARNVANICHKUL THA							10	Enzo TARNVANICHKUL THA					
	Campos Racing Dallara 326								Campos Racing Dallara 326					


**E3
SWC - R2 JARAMA
Race 1**
Sector Analysis

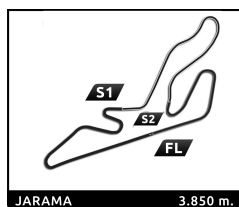
_ Invalidated Lap

 Personal Best

 Session Best

 Crossing the pit lane

Lap	Time	Sector 1	Sector 2	Sector 3	T.Sp	Elapsed	Lap	Time	Sector 1	Sector 2	Sector 3	T.Sp	Elapsed
1	1:29.324	36.124	28.620	24.580		1:29.324	16	1:25.758	33.680	28.076	24.002	247.1	28:17.991
2	1:34.931	33.912	33.516	27.503	252.3	3:04.255	17	1:25.875	33.664	27.996	24.215	247.7	29:43.866
3	2:07.059	52.849	41.747	32.463	99.6	5:11.314	18	1:26.020	33.800	28.142	24.078	247.1	31:09.886
4	2:15.927	1:01.120	40.412	34.395	63.2	7:27.241	19	1:25.921	33.797	27.988	24.136	250.6	32:35.807
5	2:21.025	57.315	40.921	42.789	106.2	9:48.266	14 Keanu AL AZHARI ARE						
6	1:27.359	34.743	28.280	24.336	255.3	11:15.625	Hitech Dallara 326						
7	1:25.949	33.828	27.991	24.130	259.0	12:41.574	1	1:27.009	34.245	28.426	24.338		1:27.009
8	1:26.052	33.668	28.118	24.266	253.5	14:07.626	2	1:32.018	33.683	30.987	27.348	252.9	2:59.027
9	1:26.500	33.977	28.137	24.386	252.9	15:34.126	3	2:08.661	54.732	39.471	34.458	121.6	5:07.688
10	1:35.662	34.879	33.591	27.192	250.0	17:09.788	4	2:15.516	1:01.192	39.673	34.651	81.1	7:23.204
11	2:16.667	44.540	50.604	41.523	187.8	19:26.455	5	2:23.937	57.906	40.560	45.471	80.1	9:47.141
12	1:59.216	44.646	42.216	32.354	173.4	21:25.671	6	1:26.217	33.882	28.042	24.293	250.6	11:13.358
13	1:57.973	45.121	39.952	32.900	150.0	23:23.644	7	1:25.487	33.452	28.022	24.013	249.4	12:38.845
14	2:02.881	46.021	40.301	36.559	178.2	25:26.525	8	1:26.296	34.041	28.087	24.168	250.0	14:05.141
15	1:27.176	34.453	28.306	24.417	254.7	26:53.701	9	1:25.674	33.602	27.896	24.176	250.6	15:30.815
16	1:26.387	34.032	28.017	24.338	253.5	28:20.088	10	1:35.419	34.073	33.750	27.596	252.9	17:06.234
17	1:26.460	34.044	28.036	24.380	252.9	29:46.548	11	2:17.372	45.763	50.111	41.498	171.7	19:23.606
18	1:26.267	33.985	28.091	24.191	254.7	31:12.815	12	1:59.251	45.271	41.071	32.909	211.4	21:22.857
19	1:26.114	33.719	28.099	24.296	255.3	32:38.929	13	1:58.274	45.039	40.149	33.086	151.7	23:21.131
11 Luca VIISOREANU ROU							14	2:04.581	45.664	40.460	38.457	196.0	25:25.712
TC Racing Dallara 326							15	1:25.943	33.834	28.090	24.019	251.7	26:51.655
1	1:34.805	39.722	30.091	24.992		1:34.805	16	1:25.786	33.676	28.026	24.084	243.8	28:17.441
2	1:44.683	35.162	40.853	28.668	254.7	3:19.488	17	1:25.601	33.514	28.026	24.061	246.6	29:43.042
3	2:04.517	50.653	42.281	31.583	131.7	5:24.005	18	1:25.391	33.545	27.943	23.903	246.6	31:08.433
4	2:17.001	1:01.786	42.274	32.941	36.4	7:41.006	19	1:25.670	33.433	28.121	24.116	248.3	32:34.103
5	2:11.501	54.586	42.351	34.564	65.9	9:52.507	16 Bianca BUSTAMANTE PHL						
6	1:28.915	35.086	29.231	24.598	261.5	11:21.422	Palou Motorsport Dallara 326						
7	1:27.127	34.191	28.460	24.476	255.3	12:48.549	1	1:35.731	40.395	30.229	25.107		1:35.731
8	1:27.170	34.089	28.468	24.613	259.0	14:15.719	2	1:47.181	36.254	42.314	28.613	253.5	3:22.912
9	1:28.173	34.564	28.959	24.650	262.1	15:43.892	3	2:03.972	49.887	42.769	31.316	132.0	5:26.884
10	1:42.100	37.651	37.698	26.751	255.9	17:25.992	4	2:17.353	1:02.678	41.539	33.136	41.5	7:44.237
11	2:12.876	39.772	56.023	37.081	159.3	19:38.868	5	2:09.808	54.512	42.465	32.831	71.5	9:54.045
12	1:58.560	43.700	43.804	31.056	158.8	21:37.428	6	1:29.324	34.819	29.424	25.081	250.6	11:23.369
13	1:56.962	46.496	38.681	31.785	143.8	23:34.390	7	1:28.151	34.962	28.436	24.753	252.9	12:51.520
14	1:55.531	43.837	42.463	29.231	122.0	25:29.921	8	1:27.302	34.355	28.396	24.551	251.7	14:18.822
15	1:27.947	34.624	28.797	24.526	260.9	26:57.868	9	1:28.323	34.345	28.438	25.540	251.2	15:47.145
16	1:31.847	35.683	29.822	26.342	260.2	28:29.715	10	1:41.892	36.710	37.795	27.387	248.3	17:29.037
17	1:48.333B	38.322	34.615	35.396	191.8	30:18.048	11	2:12.386	39.957	56.278	36.151	164.4	19:41.423
12 Gianmarco PRADEL AUS							12	1:58.014	43.227	44.682	30.105	123.9	21:39.437
MP Motorsport Dallara 326							13	1:57.062	48.471	37.710	30.881	129.3	23:36.499
1	1:26.563	34.083	28.340	24.140		1:26.563	14	1:54.339	43.914	44.858	25.567	140.1	25:30.838
2	1:31.490	33.645	30.513	27.332	241.6	2:58.053	15	1:29.049	34.946	29.132	24.971	254.7	26:59.887
3	2:08.384	55.051	39.484	33.849	143.8	5:06.437	16	1:29.899	35.262	29.585	25.052	253.5	28:29.786
4	2:15.792	1:01.730	39.504	34.558	82.2	7:22.229	17	1:28.483	35.143	28.590	24.750	248.3	29:58.269
5	2:24.474	58.319	40.130	46.025	95.9	9:46.703	18	1:27.412	34.514	28.385	24.513	248.8	31:25.681
6	1:25.964	33.723	28.140	24.101	243.8	11:12.667	19	1:27.042	34.216	28.440	24.386	251.2	32:52.723
7	1:25.823	33.607	28.036	24.180	243.8	12:38.490	17 Alceu FELDMANN BRA						
8	1:26.058	33.855	28.053	24.150	248.8	14:04.548	MP Motorsport Dallara 326						
9	1:25.926	33.679	28.016	24.231	243.8	15:30.474	1	1:34.557	39.489	30.118	24.950		1:34.557
10	1:34.875	33.541	33.608	27.726	248.8	17:05.349	2	1:43.415	35.157	39.836	28.422	249.4	3:17.972
11	2:17.485	46.123	49.730	41.632	156.5	19:22.834	3	2:05.463	51.375	42.061	32.027	121.2	5:23.435
12	1:59.392	45.641	40.621	33.130	189.8	21:22.226	4	2:16.295	1:01.583	42.632	32.080	36.7	7:39.730
13	1:58.199	44.989	40.288	32.922	189.1	23:20.425	5	2:12.619	55.115	42.226	35.278	70.6	9:52.349
14	2:05.121	45.876	39.992	39.253	190.8	25:25.546	6	1:29.773	34.964	30.102	24.707	255.3	11:22.122
15	1:26.687	34.277	28.349	24.061	246.0	26:52.233							


E3
SWC - R2 JARAMA
Race 1
Sector Analysis

— Invalidated Lap ■ Personal Best ■ Session Best B Crossing the pit lane

Lap	Time	Sector 1	Sector 2	Sector 3	T.Sp	Elapsed	Lap	Time	Sector 1	Sector 2	Sector 3	T.Sp	Elapsed
7	1:27.543	34.242	28.571	24.730	251.7	12:49.665	8	1:26.821	34.104	28.248	24.469	249.4	14:11.293
8	1:27.210	34.209	28.352	24.649	248.8	14:16.875	9	1:26.889	34.114	28.225	24.550	248.8	15:38.182
9	1:38.204	34.304	28.603	35.297	251.2	15:55.079	10	1:37.873	36.122	33.695	28.056	246.6	17:16.055
10	1:35.737	36.110	32.547	27.080	236.3	17:30.816	11	2:14.900	42.235	52.856	39.809	181.8	19:30.955
11	2:12.292	40.205	57.625	34.462	175.0	19:43.108	12	1:58.389	45.074	41.606	31.709	132.7	21:29.344
12	1:57.865	43.273	44.725	29.867	115.4	21:40.973	13	1:58.003	46.406	39.721	31.876	160.0	23:27.347
13	1:56.545	48.856	37.239	30.450	132.5	23:37.518	14	2:00.802	45.973	41.096	33.733	171.7	25:28.149
14	1:54.342	44.419	44.489	25.434	152.8	25:31.860	15	1:27.695	34.670	28.464	24.561	251.2	26:55.844
15	1:28.268	34.476	28.969	24.823	254.1	27:00.128	16	1:27.259	34.689	28.217	24.353	252.9	28:23.103
16	1:29.580	34.638	29.746	25.196	255.3	28:29.708	17	1:26.764	34.131	28.235	24.398	251.2	29:49.867
17	1:27.648	34.631	28.434	24.583	252.9	29:57.356	18	1:26.949	34.132	28.371	24.446	252.9	31:16.816
18	1:27.018	34.215	28.380	24.423	251.7	31:24.374	19	1:26.731	33.982	28.318	24.431	249.4	32:43.547
19	1:26.620	33.930	28.343	24.347	250.6	32:50.994							

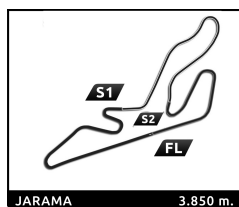
20	Benjamin BECKLEY	CRI
Tecnicar by Amtog Dallara 326		
1	1:37.285	43.235 29.302 24.748 1:37.285
2	1:47.826	36.157 43.721 27.948 248.3 3:25.111
3	2:04.563	49.950 43.136 31.477 136.4 5:29.674
4	2:17.356	1:02.774 40.842 33.740 52.4 7:47.030
5	2:08.735	54.118 42.419 32.198 80.1 9:55.765
6	1:29.678	35.883 28.824 24.971 241.1 11:25.443
7	1:29.352	35.672 28.739 24.941 249.4 12:54.795
8	1:29.091	35.174 28.871 25.046 242.7 14:23.886
9	2:04.570B	38.161 42.824 43.585 246.0 16:28.456

23	Stefan BOSTANDJIEV	BGR
Hitech Dallara 326		
1	1:33.228	38.259 30.000 24.969 1:33.228
2	1:42.056	34.980 38.399 28.677 250.0 3:15.284
3	2:05.101	51.213 41.090 32.798 144.2 5:20.385
4	2:15.929	1:02.027 40.171 33.731 54.3 7:36.314
5	2:15.188	55.296 42.809 37.083 78.3 9:51.502
6	1:28.598	35.242 28.805 24.551 252.3 11:20.100
7	1:27.312	34.197 28.427 24.688 253.5 12:47.412
8	1:27.182	34.143 28.499 24.540 252.3 14:14.594
9	1:28.322	34.754 28.998 24.570 257.1 15:42.916
10	1:41.885	37.786 36.597 27.502 254.7 17:24.801
11	2:12.631	39.077 56.133 37.421 180.9 19:37.432
12	1:58.812	44.457 43.134 31.221 153.0 21:36.244
13	1:57.377	46.492 38.939 31.946 143.2 23:33.621
14	1:56.027	44.006 42.257 29.764 137.9 25:29.648
15	1:28.881	35.353 29.105 24.423 260.9 26:58.529
16	1:31.036	35.714 29.478 25.844 262.8 28:29.565
17	1:26.865	34.280 28.293 24.292 249.4 29:56.430
18	1:26.086	33.600 28.157 24.329 254.1 31:22.516
19	1:26.709	34.326 28.090 24.293 252.3 32:49.225

26	Yuanpu CUI	CHN
Double R Dallara 326		
1	1:32.148	37.623 29.788 24.737 1:32.148
2	1:37.355	34.367 34.765 28.223 249.4 3:09.503
3	2:05.807	51.518 41.969 32.320 119.6 5:15.310
4	2:15.812	1:01.453 40.234 34.125 56.2 7:31.122
5	2:18.419	56.077 41.623 40.719 74.0 9:49.541
6	1:28.031	35.075 28.432 24.524 246.6 11:17.572
7	1:26.900	34.117 28.287 24.496 250.6 12:44.472

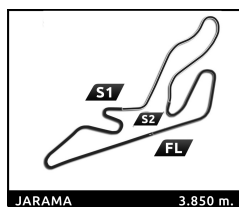
27	Heitor DALL'AGNOL	BRA
Palou Motorsport Dallara 326		
1	1:30.260	36.577 28.975 24.708 1:30.260
2	1:42.117	37.214 35.995 28.908 251.2 3:12.377
3	2:04.833	49.887 42.614 32.332 125.6 5:17.210
4	2:16.692	1:01.515 41.174 34.003 56.0 7:33.902
5	2:16.708	55.217 41.524 39.967 74.4 9:50.610
6	1:28.098	34.968 28.530 24.600 250.6 11:18.708
7	1:26.956	34.129 28.392 24.435 254.7 12:45.664
8	1:27.112	34.173 28.528 24.411 252.9 14:12.776
9	1:26.903	34.113 28.309 24.481 252.9 15:39.679
10	1:41.273	36.766 36.680 27.827 254.7 17:20.952
11	2:12.350	39.611 54.463 38.276 166.9 19:33.302
12	1:57.912	44.984 41.814 31.114 184.3 21:31.214
13	1:57.916	47.410 39.020 31.486 143.2 23:29.130
14	1:59.499	45.519 41.580 32.400 137.4 25:28.629
15	1:27.654	34.676 28.459 24.519 255.9 26:56.283
16	1:27.348	34.503 28.277 24.568 252.9 28:23.631
17	1:26.764	34.084 28.354 24.326 252.9 29:50.395
18	1:26.837	34.202 28.389 24.246 254.1 31:17.232
19	1:26.895	33.980 28.304 24.611 255.3 32:44.127

29	Gianni GIOVANELLI	ARG
GRS Dallara 326		
1	1:36.604	41.212 29.667 25.725 1:36.604
2	1:46.832	35.627 43.630 27.575 248.3 3:23.436
3	2:04.866	50.473 42.995 31.398 127.7 5:28.302
4	2:17.121	1:02.053 41.868 33.200 48.6 7:45.423
5	2:09.423	54.205 42.765 32.453 74.0 9:54.846
6	1:29.023	34.416 29.412 25.195 247.7 11:23.869
7	1:35.347	42.261 28.414 24.672 255.9 12:59.216
8	1:26.794	34.164 28.288 24.342 251.2 14:26.010
9	1:29.398	35.863 28.659 24.876 251.2 15:55.408
10	1:36.630	36.619 33.088 26.923 216.4 17:32.038
11	2:12.293	40.034 57.444 34.815 166.2 19:44.331
12	1:57.305	43.161 44.568 29.576 113.0 21:41.636
13	1:56.855	49.926 36.410 30.519 157.9 23:38.491
14	1:54.635	44.179 44.622 25.834 162.9 25:33.126
15	1:27.874	34.313 29.121 24.440 248.3 27:01.000
16	1:29.489	35.020 29.379 25.090 251.2 28:30.489
17	1:28.851	35.369 28.919 24.563 250.0 29:59.340
18	2:03.602	1:08.109 30.833 24.660 246.0 32:02.942
19	1:27.844	34.609 28.653 24.582 242.7 33:30.786


E3
SWC - R2 JARAMA
Race 1
Sector Analysis

 _ Invalidated Lap ■ Personal Best ■ Session Best ■ Crossing the pit lane


Lap	Time	Sector 1	Sector 2	Sector 3	T.Sp	Elapsed	Lap	Time	Sector 1	Sector 2	Sector 3	T.Sp	Elapsed
31	Renzo BARBUY					ARG	8	1:27.402	34.441	28.475	24.486	256.5	14:13.743
	TC Racing					Dallara 326	9	1:28.964	35.474	28.831	24.659	250.0	15:42.707
1	1:55.669	41.039	36.234	38.396		1:55.669	10	1:40.870	37.302	36.097	27.471	254.7	17:23.577
2	4:15.470	3:18.351	30.922	26.197	104.9	6:11.139	11	2:12.510	39.743	55.710	37.057	204.2	19:36.087
3	1:38.986	39.603	28.948	30.435	191.5	7:50.125	12	1:58.896	44.939	42.666	31.291	141.4	21:34.983
4	2:06.168	51.746	42.502	31.920	113.8	9:56.293	13	1:56.755	46.787	38.508	31.460	150.8	23:31.738
5	1:28.208	34.722	28.840	24.646	250.6	11:24.501	14	1:57.753	44.926	41.915	30.912	107.8	25:29.491
6	1:27.920	34.384	28.475	25.061	254.1	12:52.421	15	1:28.743	35.341	28.784	24.618	259.6	26:58.234
7	1:27.964	34.356	28.769	24.839	255.3	14:20.385	16	1:27.314	34.307	28.413	24.594	255.3	28:25.548
8	1:29.038	34.755	28.850	25.433	247.1	15:49.423	17	1:27.117	34.243	28.453	24.421	254.1	29:52.665
9	1:40.915	36.905	36.469	27.541	243.2	17:30.338	18	1:27.749	34.540	28.707	24.502	260.9	31:20.414
10	2:11.871	40.186	56.003	35.682	170.6	19:42.209	19	1:27.071	34.094	28.458	24.519	252.9	32:47.485
11	1:57.689	43.460	44.369	29.860	136.0	21:39.898							
12	1:56.926	49.381	37.089	30.456	166.4	23:36.824							
13	1:54.704	44.357	44.612	25.735	145.2	25:31.528							
14	1:29.334	35.455	29.017	24.862	254.7	27:00.862							
15	1:29.360	34.720	29.515	25.125	254.7	28:30.222							
16	1:29.038	35.067	28.938	25.033	234.3	29:59.260							
17	1:36.499	42.461	29.234	24.804	248.8	31:35.759							
18	1:29.328	34.967	29.420	24.941	244.3	33:05.087							
33	Rafael PERARD					FRA	41	Alex POWELL					USA
	Palou Motorsport					Dallara 326		Campos Racing					Dallara 326
1	1:29.785	36.305	28.881	24.599		1:29.785	1	1:28.195	35.378	28.467	24.350		1:28.195
							2	1:33.440	33.974	32.427	27.039	249.4	3:01.635
							3	2:07.322	53.406	41.232	32.684	127.1	5:08.957
							4	2:16.157	1:01.345	40.248	34.564	70.8	7:25.114
							5	2:22.490	57.827	40.404	44.259	84.3	9:47.604
							6	1:26.969	34.363	28.265	24.341	254.7	11:14.573
							7	1:26.166	33.888	28.032	24.246	250.6	12:40.739
							8	1:26.196	33.847	28.180	24.169	250.6	14:06.935
							9	1:26.142	33.778	28.119	24.245	251.7	15:33.077
							10	1:35.261	34.488	33.849	26.924	249.4	17:08.338
							11	2:16.980	45.115	50.411	41.454	172.0	19:25.318
							12	1:59.522	44.620	42.000	32.902	193.2	21:24.840
							13	1:57.703	44.658	40.451	32.594	171.4	23:22.543
							14	2:03.869	45.916	40.756	37.197	165.6	25:26.412
							15	1:26.847	34.319	28.218	24.310	259.0	26:53.259
							16	1:26.276	33.953	28.119	24.204	255.3	28:19.535
							17	1:26.472	34.064	28.050	24.358	254.1	29:46.007
							18	1:26.007	33.825	28.029	24.153	253.5	31:12.014
							19	1:26.108	33.819	28.146	24.143	254.1	32:38.122
37	Filippo FIORENTINO					BRA	48	James EGOZI					USA
	Drivex					Dallara 326		Palou Motorsport					Dallara 326
1	1:28.681	35.819	28.546	24.316		1:28.681	1	1:31.185	37.492	29.021	24.672		1:31.185
2	1:33.867	34.028	33.092	26.747	252.9	3:02.548	2	1:35.369	34.249	33.073	28.047	253.5	3:06.554
3	2:07.902	53.457	41.736	32.709	109.6	5:10.450	3	2:06.394	52.426	41.555	32.413	95.9	5:12.948
4	2:16.078	1:00.837	40.438	34.803	59.9	7:26.528	4	2:16.475	1:01.082	40.800	34.593	56.6	7:29.423
5	2:21.441	57.298	40.763	43.380	81.9	9:47.969	5	2:19.530	56.086	41.402	42.042	79.7	9:48.953
6	1:27.273	34.764	28.240	24.269	251.2	11:15.242	6	1:27.838	34.705	28.444	24.689	250.6	11:16.791
7	1:27.113	34.010	28.776	24.327	252.9	12:42.355	7	1:26.690	33.977	28.249	24.464	252.9	12:43.481
8	1:26.717	34.282	28.188	24.247	252.3	14:09.072	8	1:26.419	33.872	28.222	24.325	249.4	14:09.900
9	1:26.423	33.986	28.134	24.303	250.6	15:35.495	9	1:26.833	34.000	28.305	24.528	255.3	15:36.733
10	1:35.195	34.737	33.907	26.551	248.8	17:10.690	10	1:36.977	34.765	34.115	28.097	247.7	17:13.710
11	2:16.701	44.110	51.220	41.371	145.4	19:27.391	11	2:15.259	42.769	51.463	41.027	174.2	19:28.969
12	1:59.122	44.647	41.985	32.490	166.4	21:26.513	12	1:58.975	44.817	41.661	32.497	177.0	21:27.944
13	1:57.899	45.136	40.187	32.576	136.5	23:24.412	13	1:57.635	45.382	40.822	31.431	156.3	23:25.579
14	2:02.421	45.807	40.884	35.730	153.4	25:26.833	14	2:01.730	45.783	41.271	34.676	140.3	25:27.309
15	1:27.525	34.829	28.240	24.456	254.7	26:54.358	15	1:27.539	34.540	28.564	24.435	254.7	26:54.848
16	1:26.544	34.133	28.120	24.291	252.3	28:20.902	16	1:26.922	34.128	28.325	24.469	251.2	28:12.770
17	1:26.380	34.063	28.129	24.188	252.3	29:47.282	17	1:26.536	33.919	28.223	24.394	250.0	29:48.306
18	1:26.373	33.983	28.148	24.242	253.5	31:13.655	18	1:26.465	33.824	28.241	24.400	250.0	31:14.771
19	1:26.395	34.022	28.084	24.289	252.9	32:40.050	19	1:26.516	33.994	28.181	24.341	249.4	32:41.287
39	Santino PANETTA					ARG							
	Hitech					Dallara 326							
1	1:34.117	38.647	30.037	25.433		1:34.117							
2	1:42.552	34.517	38.612	29.423	250.0	3:16.669							
3	2:05.324	51.332	42.039	31.953	128.4	5:21.993							
4	2:15.949	1:01.988	40.180	33.781	53.7	7:37.942							
5	2:13.754	55.473	41.599	36.682	71.7	9:51.696							
6	1:27.697	34.525	28.603	24.569	259.6	11:19.393							
7	1:26.948	34.258	28.503	24.187	254.7	12:46.341							


E3
SWC - R2 JARAMA
Race 1
Sector Analysis

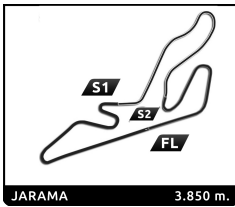
_ Invalidated Lap

 Personal Best

 Session Best

 B Crossing the pit lane

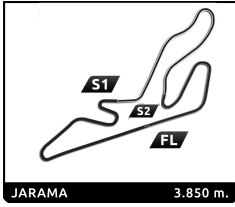
Lap	Time	Sector 1	Sector 2	Sector 3	T.Sp	Elapsed	Lap	Time	Sector 1	Sector 2	Sector 3	T.Sp	Elapsed	
74	Yani STEVENHEYDENS						BEL	14	1:58.899	45.432	41.404	32.063	131.7	25:29.089
	GRS						Dallara 326	15	1:27.981	34.862	28.770	24.349	254.7	26:57.070
1	1:35.111	39.934	30.319	24.858		1:35.111	16	1:27.437	34.683	28.433	24.321	259.6	28:24.507	
2	1:45.035	35.140	41.437	28.458	251.2	3:20.146	17	1:26.921	34.180	28.399	24.342	252.3	29:51.428	
3	2:04.442	50.355	42.656	31.431	138.8	5:24.588	18	1:27.133	34.223	28.533	24.377	251.7	31:18.561	
4	2:17.184	1:01.619	42.602	32.963	39.8	7:41.772	19	1:26.590	33.933	28.262	24.395	257.8	32:45.151	
5	2:11.071	54.258	42.649	34.164	71.1	9:52.843								
6	1:28.954	34.449	29.893	24.612	252.3	11:21.797								
7	1:27.286	34.212	28.562	24.512	252.9	12:49.083								
8	1:26.988	34.039	28.488	24.461	251.2	14:16.071								
9	1:28.242	34.493	28.925	24.824	252.3	15:44.313								
10	1:43.327	38.498	37.815	27.014	244.9	17:27.640								
11	2:13.030	39.808	56.884	36.338	162.2	19:40.670								
12	1:57.836	42.959	44.677	30.200	143.8	21:38.506								
13	1:57.388	47.002	39.192	31.194	121.8	23:35.894								
14	1:54.573	43.636	43.429	27.508	121.6	25:30.467								
15	1:28.433	34.803	29.096	24.534	254.7	26:58.900								
16	1:29.533	34.953	29.168	25.412	253.5	28:28.433								
17	1:26.320	33.924	28.135	24.261	247.1	29:54.753								
18	1:26.727	34.114	28.297	24.316	247.7	31:21.480								
19	1:26.962	34.016	28.396	24.550	248.8	32:48.442								
91	Lorenzo CAMPOS						AGO							
	Double R						Dallara 326							
1	1:35.484	39.970	30.330	25.184		1:35.484								
2	1:46.759	36.259	41.671	28.829	247.1	3:22.243								
3	2:03.865	49.825	42.638	31.402	132.2	5:26.108								
4	2:17.602	1:02.587	41.716	33.299	40.2	7:43.710								
5	2:09.809	54.043	42.409	33.357	71.6	9:53.519								
6	1:28.992	34.836	29.281	24.875	253.5	11:22.511								
7	1:27.449	34.174	28.634	24.641	250.0	12:49.960								
8	1:27.198	34.290	28.349	24.559	251.2	14:17.158								
99	René LAMMERS						NLD							
	MP Motorsport						Dallara 326							
1	1:27.837	35.032	28.452	24.353		1:27.837								
2	1:32.442	33.706	31.730	27.006	248.8	3:00.279								
3	2:08.166	54.149	40.228	33.789	147.1	5:08.445								
4	2:15.691	1:00.958	40.381	34.352	85.7	7:24.136								
5	2:23.236	58.075	40.112	45.049	78.4	9:47.372								
6	1:26.463	34.241	28.206	24.016	250.0	11:13.835								
7	1:25.951	33.604	28.119	24.228	250.6	12:39.786								
8	1:26.316	33.822	28.197	24.297	247.1	14:06.102								
9	1:26.259	33.726	28.102	24.431	246.6	15:32.361								
10	1:35.217	34.161	34.070	26.986	244.9	17:07.578								
11	2:17.186	44.878	50.346	41.962	179.7	19:24.764								
12	1:58.969	44.550	41.749	32.670	202.2	21:23.733								
13	1:58.328	44.827	40.722	32.779	185.2	23:22.061								
14	2:04.043	45.493	40.822	37.728	173.1	25:26.104								
15	1:26.755	34.158	28.381	24.216	251.2	26:52.859								
16	1:26.329	33.834	28.131	24.364	248.8	28:19.188								
17	1:26.235	33.819	28.306	24.110	248.3	29:45.423								
18	1:25.993	33.715	28.197	24.081	247.1	31:11.416								
19	1:25.677	33.545	27.934	24.198	249.4	32:37.093								
77	Bart HARRISON						GBR							
	Double R						Dallara 326							
1	1:32.909	38.549	29.465	24.895		1:32.909								
2	1:40.295	35.145	36.493	28.657	245.5	3:13.204								
3	2:04.820	49.793	42.874	32.153	114.2	5:18.024								
4	2:16.820	1:01.791	40.774	34.255	61.2	7:34.844								
5	2:15.832	54.654	42.081	39.097	76.2	9:50.676								
6	1:29.153	35.390	29.047	24.716	245.5	11:19.829								
7	1:27.234	34.281	28.305	24.648	247.1	12:47.063								
8	1:27.195	34.301	28.382	24.512	247.7	14:14.258								
9	1:28.021	34.904	28.551	24.566	247.7	15:42.279								
10	1:40.300	35.678	37.245	27.377	245.5	17:22.579								
11	2:12.429	40.202	54.928	37.299	199.6	19:35.008								
12	1:58.142	44.811	42.093	31.238	149.2	21:33.150								
13	1:57.455	47.382	38.441	31.632	129.0	23:30.605								
14	1:58.559	45.479	41.726	31.354	125.9	25:29.164								
15	1:28.342	35.009	28.692	24.641	248.8	26:57.506								
16	1:53.664 B	50.130	30.811	32.723	252.3	28:51.170								
84	Genaro TRAPPA						ARG							
	Hitech						Dallara 326							
1	1:33.621	38.959	29.616	25.046		1:33.621								
2	1:41.076	34.650	37.846	28.580	251.2	3:14.697								
3	2:04.771	51.328	40.704	32.739	125.4	5:19.468								
4	2:16.275	1:01.858	40.360	34.057	56.2	7:35.743								
5	2:15.231	55.151	41.340	38.740	71.7	9:50.974								
6	1:27.964	34.939	28.586	24.439	254.1	11:18.938								
7	1:27.247	34.266	28.542	24.439	250.6	12:46.185								
8	1:27.291	34.347	28.412	24.532	254.7	14:13.476								
9	1:28.317	35.497	28.351	24.469	248.3	15:41.793								
10	1:39.914	35.809	36.708	27.397	246.6	17:21.707								
11	2:12.828	40.470	54.593	37.765	208.9	19:34.535								
12	1:58.012	44.786	41.474	31.752	160.0	21:32.547								
13	1:57.643	47.361	38.268	32.014	121.9	23:30.190								


E3
SWC - R2 JARAMA
Race 1
Provisional Race Director Report

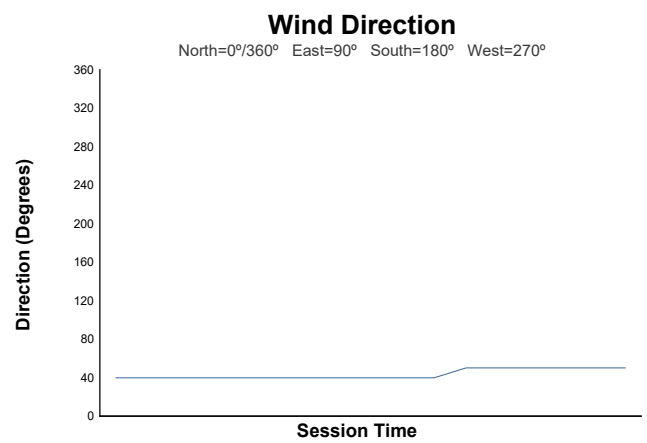
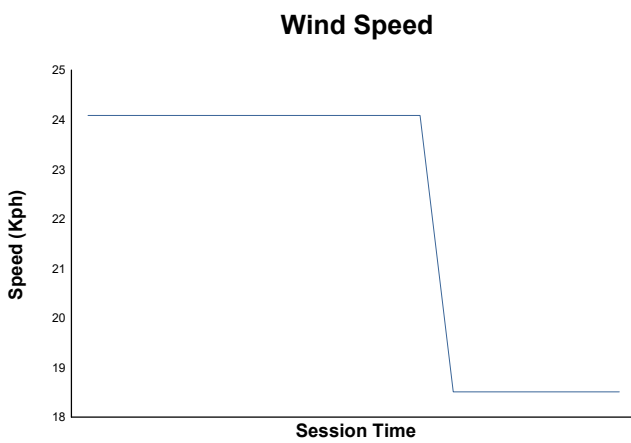
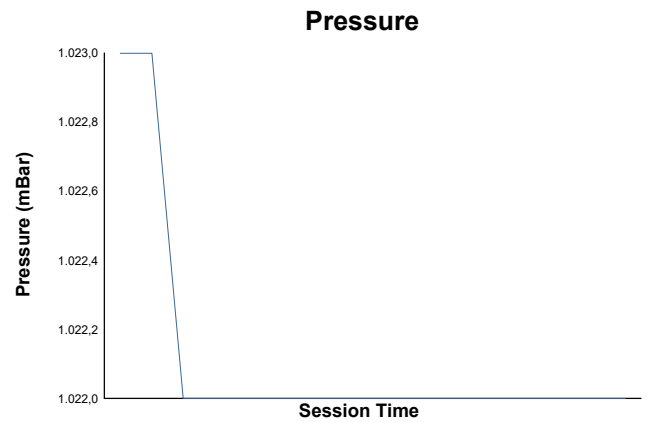
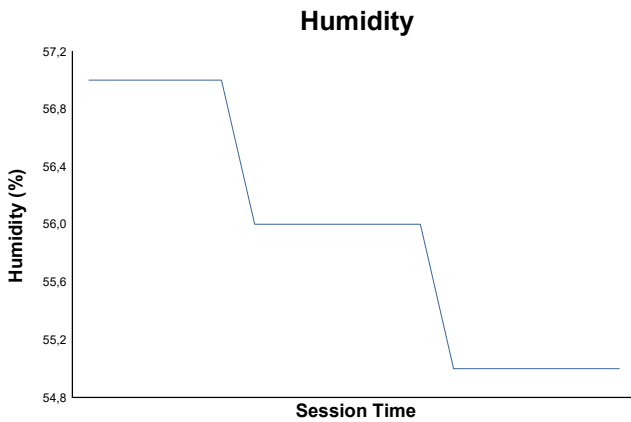
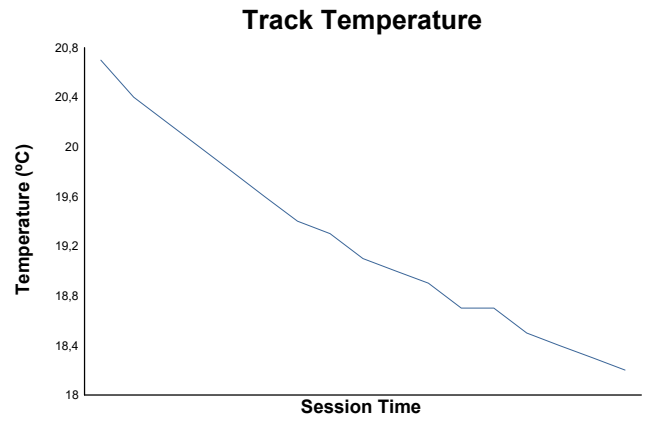
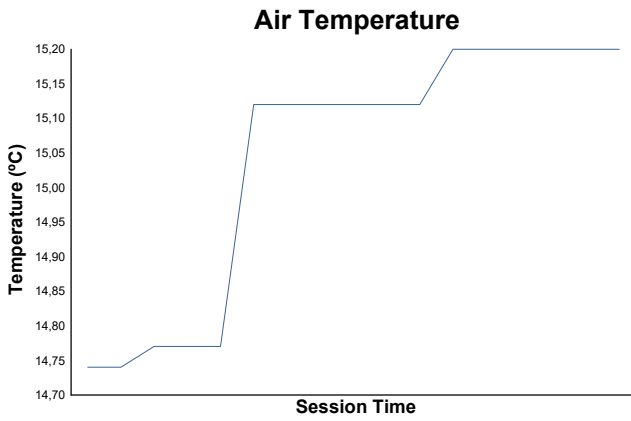
Hour	Flag	Message
13:12:35		E3 - PIT LANE WILL BE OPEN AT 13:15 CONFIRMED
13:13:00		FAST LANE OPEN
13:15:13	GF	GREEN FLAG
13:16:02		PIT LANE OPEN
13:21:40		5 MINUTES BOARD - PIT LANE CLOSED
13:23:03		3 MINUTES BOARD
13:25:23		1 MINUTE BOARD
13:26:15		15 SECONDS BOARD
13:26:27		GREEN FLAG - FORMATION LAP
13:30:34		STARTING PROCEDURE UNDER INVESTIGATION
13:32:04	YF	YELLOW FLAG AT TURN 1
13:32:26	SF	SAFETY CAR
13:32:46		INCIDENT INVOLVING CARS #33 #9 ON T1 NOTED
13:33:05		CARS #33 #9 IN GRAVEL BED AT TURN 1 - DRIVERS OK
13:33:18		FOLLOWING SC IN T1 KEEP ON THE RHS
13:37:13		FOLLOWING SC IN T1 KEEP ON THE LHS
13:38:49		SAFETY CAR IN THIS LAP
13:39:55	GF	GREEN FLAG
13:41:23		SC PROCEDURE AFTER INVESTIGATION - NFA
13:42:19		STARTING PROCEDURE WILL BE INVESTIGATED AFTER THE SESSION
13:45:56	YF	YELLOW FLAG AT TURN 9
13:46:12	SF	SAFETY CAR
13:47:31		CAR #91 IN GRAVEL BED AT TURN 9 - DRIVER OK
13:48:12		INCIDENT INVOLVING CAR #91 ON T9 NOTED
13:48:24		FOLLOWING SC IN T9 KEEP ON THE LHS
13:52:56	GF	GREEN FLAG
13:53:59		CAR #91 WILL STAY AT CURRENT POSITION TILL END OF SESSION
13:54:32		SAFETY CAR IN THIS LAP
13:55:38	GF	GREEN FLAG
13:55:47		SC PROCEDURE UNDER INVESTIGATION
13:59:50		SC PROCEDURE AFTER INVESTIGATION - NFA
14:00:55	YF	YELLOW FLAG AT TURN 2
14:01:02	YF	DOUBLE YELLOW AT TURN 2
14:01:16	GF	GREEN FLAG
14:01:52		INCIDENT INVOLVING CARS #29 #31 ON T2 NOTED
14:04:01		CHEQUERED FLAG
14:04:20		TOP 3 OVERALL PROCEED TO THE PODIUM AREA - CARS #14 #12 #99
14:04:38		CARS & DRIVERS #12 #12 #99 #2 STAY ON PODIUM AREA FOR POSTERIOR SCRUTINEERING

Published at: ...14:05.....

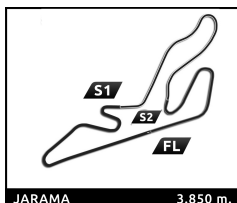
Race Director: Luis GONZÁLEZ 	Timekeeper: Alberto ESTÉBANEZ 
---	--



SWC - R2 JARAMA
E3
Race 1
Weather Report



Track Status: **DRY**



E3

SWC - R2 JARAMA

Sprint Race (20 Minutes +1 Lap)





Final Starting Grid

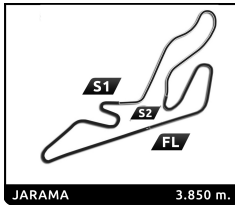
1:26.706 Renzo BARBUY	TC Racing	31	- 14 -	20	Tecnicar by Amtog	1:26.434 Benjamin BECKLEY
1:25.719 Bianca BUSTAMANTE	Palou Motorsport	16	- 13 -	29	GRS	1:26.506 Gianni GIOVANELLI
1:25.381 Stylianos KOLOVOS	Drivex	6	- 12 -	91	Double R	1:25.390 Lorenzo CAMPOS
1:25.324 Yani STEVENHEYDENS	GRS	74	- 11 -	11	TC Racing	1:25.349 Luca VIISOREANU
1:25.173 Alceu FELDMANN	MP Motorsport	17	- 10 -	77	Double R	1:25.254 Bart HARRISON
1:25.133 Genaro TRAPPA	Hitech	84	- 9 -	5	Campos Racing	1:25.151 Patrick HEUZENROEDER
1:25.048 Santino PANETTA	Hitech	39	- 8 -	2	Tecnicar by Amtog	1:25.120 Kacper SZTUKA
1:24.989 Thomas STRAUVEN	Campos Racing	9	- 7 -	26	Double R	1:25.034 Yuanpu CUI
1:24.399 Keanu AL AZHARI	Hitech	14	- 6 -	12	MP Motorsport	1:24.357 Gianmarco PRADEL
1:24.442 René LAMMERS	MP Motorsport	99	- 5 -	4	MP Motorsport	1:24.401 Ean EYCKMANS
1:24.559 Alex POWELL	Campos Racing	41	- 4 -	37	Drivex	1:24.463 Filippo FIORENTINO
1:24.810 Heitor DALL'AGNOL	Palou Motorsport	27	- 3 -	10	Campos Racing	1:24.806 Enzo TARNVANICHKUL
1:24.869 James EGOZI	Palou Motorsport	48	- 2 -	33	Palou Motorsport	1:24.863 Rafael PERARD
1:24.903 Christopher EL FEGHALI	Drivex	7	- 1 -	23	Hitech	1:24.881 Stefan BOSTANDJIEV

Pole

CAR #20 - DROP OF 3 GRID POSITIONS - STEWARDS DECISION N°7

Published at:15:40.....

 Mr. Pedro Vilches Chair of the Stewards	 Mr. Juan Font Steward	 Mrs. Yolanda González López Steward	Timekeeper: Alberto ESTÉBANEZ 
---	---	---	---



E3

SWC - R2 JARAMA

Sprint Race (20 Minutes + 1 Lap)

Final Classification





No	Driver	Nat	Team	Car	Cl.	Laps	Total Time	Gap	Kph	Best Lap		
										Lap	Time	Kph
1	23 Stefan BOSTANDJIEV	BGR	Hitech	Dallara 326		12	29:54.220	-	92.7	6	1:25.597	161.9
2	27 Heitor DALL'AGNOL	BRA	Palou Motorsport	Dallara 326	R	12	29:55.273	+1.053	92.6	5	1:25.606	161.9
3	41 Alex POWELL	USA	Campos Racing	Dallara 326	R	12	29:56.134	+1.914	92.6	8	1:25.798	161.5
4	14 Keanu AL AZHARI	ARE	Hitech	Dallara 326		12	29:57.684	+3.464	92.5	8	1:25.740	161.7
5	4 Ean EYCKMANS	BEL	MP Motorsport	Dallara 326	R	12	29:58.281	+4.061	92.5	8	1:26.010	161.1
6	5 Patrick HEUZENROEDER	AUS	Campos Racing	Dallara 326		12	29:58.653	+4.433	92.5	8	1:26.051	161.1
7	9 Thomas STRAUVEN	BEL	Campos Racing	Dallara 326	R	12	29:59.189	+4.969	92.4	8	1:26.234	160.7
8	12 Gianmarco PRADEL	AUS	MP Motorsport	Dallara 326		12	29:59.481	+5.261	92.4	7	1:26.196	160.8
9	39 Santino PANETTA	ARG	Hitech	Dallara 326	R	12	29:59.764	+5.544	92.4	7	1:26.457	160.3
10	74 Yani STEVENHEYDENS	BEL	GRS	Dallara 326		12	29:59.988	+5.768	92.4	6	1:25.969	161.2
11	17 Alceu FELDMANN	BRA	MP Motorsport	Dallara 326		12	30:00.159	+5.939	92.4	7	1:26.332	160.5
12	26 Yuanpu CUI	CHN	Double R	Dallara 326		12	30:00.512	+6.292	92.4	7	1:26.137	160.9
13	11 Luca VIISOREANU	ROU	TC Racing	Dallara 326	R	12	30:01.175	+6.955	92.3	7	1:26.807	159.7
14	99 René LAMMERS	NLD	MP Motorsport	Dallara 326	R	12	30:01.852	+7.632	92.3	8	1:25.692	161.7
15	37 Filippo FIORENTINO	BRA	Drivex	Dallara 326	R	12	30:02.103	+7.883	92.3	7	1:26.370	160.5
16	91 Lorenzo CAMPOS	AGO	Double R	Dallara 326	R	12	30:03.063	+8.843	92.2	8	1:26.681	159.9
17	77 Bart HARRISON	GBR	Double R	Dallara 326	R	12	30:04.628	+10.408	92.2	8	1:26.230	160.7
18	33 Rafael PERARD	FRA	Palou Motorsport	Dallara 326	R	12	30:05.567	+11.347	92.1	6	1:26.991	159.3
19	29 Gianni GIOVANELLI	ARG	GRS	Dallara 326	R	12	30:06.224	+12.004	92.1	6	1:26.946	159.4
20	2 Kacper SZTUKA	POL	Tecnicar by Amtog	Dallara 326		12	30:10.907	+16.687	91.8	7	1:26.732	159.8
21	31 Renzo BARBUY	ARG	TC Racing	Dallara 326	R	12	30:14.849	+20.629	91.6	8	1:27.349	158.7
22	84 Genaro TRAPPA	ARG	Hitech	Dallara 326	R	11	30:08.080	1 Lap	84.3	7	1:27.232	158.9
Not classified												
16	Bianca BUSTAMANTE	PHL	Palou Motorsport	Dallara 326		8	23:28.167			6	1:27.874	157.7
6	Stylios KOLOVOS	GRC	Drivex	Dallara 326	R	7	20:33.539			5	1:27.821	157.8
7	Christopher EL FEGHALI	LBN	Drivex	Dallara 326	R							
48	James EGOZI	USA	Palou Motorsport	Dallara 326								
10	Enzo TARNVANICHKUL	THA	Campos Racing	Dallara 326								
Not Started												
20	Benjamin BECKLEY	CRI	Tecnicar by Amtog	Dallara 326	R							

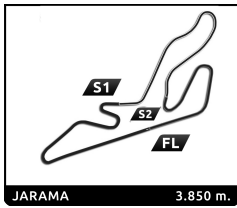
Pole Position:	Christopher EL FEGHALI	1:24.903	163.2 Kph
Fastest Lap:	Lap6 Stefan BOSTANDJIEV	1:25.597	161.9 Kph

CAR #31 - TIME PENALTY OF 10 SECONDS - STEWARDS DECISION N°13
 CAR #99 - TIME PENALTY OF 5 SECONDS - STEWARDS DECISION N°14
 CAR #2 - TIME PENALTY OF 10 SECONDS - STEWARDS DECISION N°15
 CAR #7 - DROP OF 5 GRID POSITIONS IN RACE 2 - STEWARDS DECISION N°16

Published at:19:00.....

Track Status: **DRY**

 Mr. Pedro Vilches Chair of the Stewards	 Mr. Juan Font Steward	 Mrs. Yolanda González López Steward	Timekeeper: Alberto ESTÉBANEZ 
---	---	---	--



E3

SWC - R2 JARAMA

Sprint Race (20 Minutes + 1 Lap)





Final Classification by Class

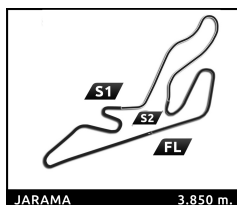
No	Driver	Nat	Team	Car	Laps	Total Time	Gap	Kph	Best Lap			
									Lap	Time	Kph	
R												
1	27 Heitor DALL'AGNOL	BRA	Palou Motorsport	Dallara 326	12	29:55.273		92.6	5	1:25.606	161.9	
2	41 Alex POWELL	USA	Campos Racing	Dallara 326	12	29:56.134	+0.861	92.6	8	1:25.798	161.5	
3	4 Ean EYCKMANS	BEL	MP Motorsport	Dallara 326	12	29:58.281	+3.008	92.5	8	1:26.010	161.1	
4	9 Thomas STRAUVEN	BEL	Campos Racing	Dallara 326	12	29:59.189	+3.916	92.4	8	1:26.234	160.7	
5	39 Santino PANETTA	ARG	Hitech	Dallara 326	12	29:59.764	+4.491	92.4	7	1:26.457	160.3	
6	11 Luca VIISOREANU	ROU	TC Racing	Dallara 326	12	30:01.175	+5.902	92.3	7	1:26.807	159.7	
7	99 René LAMMERS	NLD	MP Motorsport	Dallara 326	12	30:01.852	+6.579	92.3	8	1:25.692	161.7	
8	37 Filippo FIORENTINO	BRA	Drivex	Dallara 326	12	30:02.103	+6.830	92.3	7	1:26.370	160.5	
9	91 Lorenzo CAMPOS	AGO	Double R	Dallara 326	12	30:03.063	+7.790	92.2	8	1:26.681	159.9	
10	77 Bart HARRISON	GBR	Double R	Dallara 326	12	30:04.628	+9.355	92.2	8	1:26.230	160.7	
11	33 Rafael PERARD	FRA	Palou Motorsport	Dallara 326	12	30:05.567	+10.294	92.1	6	1:26.991	159.3	
12	29 Gianni GIOVANELLI	ARG	GRS	Dallara 326	12	30:06.224	+10.951	92.1	6	1:26.946	159.4	
13	31 Renzo BARBUY	ARG	TC Racing	Dallara 326	12	30:14.849	+19.576	91.6	8	1:27.349	158.7	
14	84 Genaro TRAPPA	ARG	Hitech	Dallara 326	11	30:08.080	1 Lap	84.3	7	1:27.232	158.9	
Not classified												
6	Stylianos KOLOVOS	GRC	Drivex	Dallara 326	7	20:33.539	5 Laps		5	1:27.821	157.8	
7	Christopher EL FEGHALI	LBN	Drivex	Dallara 326			12 Laps					
Not Started												
20	Benjamin BECKLEY	CRI	Tecnicar by Amtog	Dallara 326			12 Laps					

CAR #31 - TIME PENALTY OF 10 SECONDS - STEWARDS DECISION N°13
 CAR #99 - TIME PENALTY OF 5 SECONDS - STEWARDS DECISION N°14
 CAR #2 - TIME PENALTY OF 10 SECONDS - STEWARDS DECISION N°15
 CAR #7 - DROP OF 5 GRID POSITIONS IN RACE 2 - STEWARDS DECISION N°16

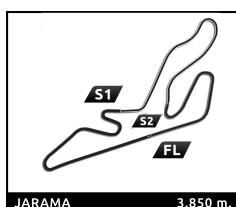
Published at:19:00.....

Track Status: **DRY**

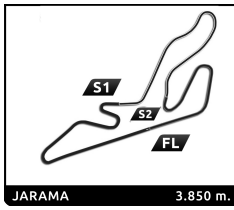
 Mr. Pedro Vilches Chair of the Stewards	 Mr. Juan Font Steward	 Mrs. Yolanda González López Steward	Timekeeper: Alberto ESTÉBANEZ	
---	---	---	---	---


E3
SWC - R2 JARAMA
Sprint Race
Best Sector Times

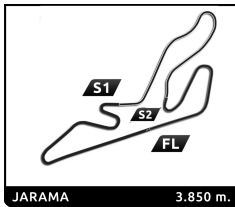
Sector 1			Sector 2			Sector 3			Ideal Lap	Best Lap
Pos	No Driver	Time	No Driver	Time	No Driver	Time	Pos	No Driver		
1	23 S.BOSTANDJIEV	33.413	14 K.AL AZHARI	27.799	23 S.BOSTANDJIEV	23.911	1	23 S.BOSTANDJIEV	1:25.293	1:25.597 (1)
2	27 H.DALL'AGNOL	33.525	99 R.LAMMERS	27.931	14 K.AL AZHARI	23.972	2	14 K.AL AZHARI	1:25.414	1:25.740 (4)
3	99 R.LAMMERS	33.526	41 A.POWELL	27.955	27 H.DALL'AGNOL	24.012	3	99 R.LAMMERS	1:25.552	1:25.692 (3)
4	14 K.AL AZHARI	33.643	23 S.BOSTANDJIEV	27.969	41 A.POWELL	24.040	4	27 H.DALL'AGNOL	1:25.605	1:25.606 (2)
5	5 P.HEUZENROEDER	33.659	74 Y.STEVENHEYDENS	27.997	26 Y.CUI	24.077	5	41 A.POWELL	1:25.657	1:25.798 (5)
6	41 A.POWELL	33.662	12 G.PRADEL	28.015	99 R.LAMMERS	24.095	6	74 Y.STEVENHEYDENS	1:25.896	1:25.969 (6)
7	9 T.STRAUVEN	33.702	4 E.EYCKMANS	28.042	74 Y.STEVENHEYDENS	24.117	7	4 E.EYCKMANS	1:25.897	1:26.010 (7)
8	4 E.EYCKMANS	33.727	27 H.DALL'AGNOL	28.068	12 G.PRADEL	24.125	8	12 G.PRADEL	1:25.930	1:26.196 (10)
9	17 A.FELDMANN	33.757	77 B.HARRISON	28.096	4 E.EYCKMANS	24.128	9	5 P.HEUZENROEDER	1:25.993	1:26.051 (8)
10	74 Y.STEVENHEYDENS	33.782	17 A.FELDMANN	28.119	5 P.HEUZENROEDER	24.168	10	9 T.STRAUVEN	1:26.010	1:26.234 (12)
11	12 G.PRADEL	33.790	9 T.STRAUVEN	28.131	91 L.CAMPOS	24.174	11	26 Y.CUI	1:26.137	1:26.137 (9)
12	33 R.PERARD	33.843	33 R.PERARD	28.140	9 T.STRAUVEN	24.177	12	17 A.FELDMANN	1:26.228	1:26.332 (13)
13	39 S.PANETTA	33.861	39 S.PANETTA	28.147	2 K.SZTUKA	24.218	13	77 B.HARRISON	1:26.230	1:26.230 (11)
14	26 Y.CUI	33.867	5 P.HEUZENROEDER	28.166	11 L.VIISOREANU	24.229	14	39 S.PANETTA	1:26.237	1:26.457 (15)
15	77 B.HARRISON	33.901	37 F.FIORENTINO	28.168	39 S.PANETTA	24.229	15	33 R.PERARD	1:26.247	1:26.991 (20)
16	37 F.FIORENTINO	33.920	26 Y.CUI	28.193	77 B.HARRISON	24.233	16	37 F.FIORENTINO	1:26.370	1:26.370 (14)
17	11 L.VIISOREANU	33.976	29 G.GIOVANELLI	28.217	84 G.TRAPPA	24.253	17	11 L.VIISOREANU	1:26.493	1:26.807 (18)
18	2 K.SZTUKA	33.979	91 L.CAMPOS	28.239	33 R.PERARD	24.264	18	2 K.SZTUKA	1:26.572	1:26.732 (17)
19	6 S.KOLOVOS	34.034	11 L.VIISOREANU	28.288	37 F.FIORENTINO	24.282	19	91 L.CAMPOS	1:26.681	1:26.681 (16)
20	31 R.BARBUY	34.112	84 G.TRAPPA	28.293	17 A.FELDMANN	24.352	20	29 G.GIOVANELLI	1:26.789	1:26.946 (19)
21	29 G.GIOVANELLI	34.140	2 K.SZTUKA	28.375	29 G.GIOVANELLI	24.432	21	6 S.KOLOVOS	1:27.056	1:27.821 (23)
22	91 L.CAMPOS	34.268	6 S.KOLOVOS	28.407	31 R.BARBUY	24.450	22	31 R.BARBUY	1:27.086	1:27.349 (22)
23	16 B.BUSTAMANTE	34.522	16 B.BUSTAMANTE	28.500	6 S.KOLOVOS	24.615	23	84 G.TRAPPA	1:27.153	1:27.232 (21)
24	84 G.TRAPPA	34.607	31 R.BARBUY	28.524	16 B.BUSTAMANTE	24.633	24	16 B.BUSTAMANTE	1:27.655	1:27.874 (24)


E3
SWC - R2 JARAMA
Sprint Race
Best Top Speed

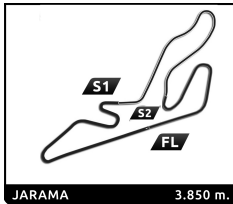
No Driver	Team	Class	Top 1		Top 2		Top 3		Top 4		Top 5		Avg
			Kph	Lap	Kph	Lap	Kph	Lap	Kph	Lap	Kph	Lap	
11 Luca VIISOREANU	TC Racing	R	266.0	6	260.2	8	259.6	9	257.1	5	253.5	7	259,3
31 Renzo BARBUY	TC Racing	R	259.6	6	254.7	8	254.7	5	252.9	4	248.8	7	254,1
39 Santino PANETTA	Hitech	R	259.6	5	257.1	7	255.9	8	255.9	4	254.1	6	256,5
5 Patrick HEUZENROEDER	Campos Racing		259.0	4	250.0	7	248.8	9	248.8	8	248.3	5	251,0
14 Keanu AL AZHARI	Hitech		258.4	6	256.5	4	255.9	7	255.3	8	254.1	5	256,0
84 Genaro TRAPPA	Hitech	R	257.8	6	255.9	4	251.2	5	243.2	7	242.7	8	250,2
29 Gianni GIOVANELLI	GRS	R	256.5	5	255.9	7	255.3	8	251.7	6	247.7	4	253,4
41 Alex POWELL	Campos Racing	R	255.9	5	252.3	9	251.2	8	251.2	7	251.2	6	252,4
33 Rafael PERARD	Palou Motorsport	R	255.3	8	255.3	5	253.5	7	253.5	6	251.2	9	253,8
9 Thomas STRAUVEN	Campos Racing	R	254.7	5	254.1	6	251.2	7	250.6	9	248.8	4	251,9
12 Gianmarco PRADEL	MP Motorsport		254.7	4	252.3	6	250.6	8	250.0	5	249.4	9	251,4
27 Heitor DALL'AGNOL	Palou Motorsport	R	254.7	5	250.0	9	249.4	6	249.4	4	248.8	7	250,5
6 Stylianos KOLOVOS	Drivex	R	254.1	5	253.5	6	251.2	4	250.0	7	187.2	3	239,2
16 Bianca BUSTAMANTE	Palou Motorsport		254.1	4	254.1	7	252.3	6	251.7	8	248.8	5	252,2
37 Filippo FIORENTINO	Drivex	R	254.1	6	254.1	5	254.1	8	253.5	7	248.8	4	252,9
2 Kacper SZTUKA	Tecnicar by Amtog		253.5	5	252.9	4	247.1	9	247.1	8	244.3	7	249,0
74 Yani STEVENHEYDENS	GRS		253.5	5	251.2	4	249.4	7	248.3	6	246.0	9	249,7
17 Alceu FELDMANN	MP Motorsport		252.9	4	252.3	6	251.2	8	250.6	9	250.6	5	251,5
26 Yuanpu CUI	Double R		252.9	5	252.3	9	250.6	7	250.6	4	248.3	8	250,9
91 Lorenzo CAMPOS	Double R	R	252.9	6	251.7	5	247.7	9	247.7	7	247.7	4	249,5
77 Bart HARRISON	Double R	R	251.7	6	251.7	5	247.7	9	247.7	7	245.5	4	248,9
4 Ean EYCKMANS	MP Motorsport	R	251.2	4	250.6	5	250.0	8	249.4	7	249.4	6	250,1
99 René LAMMERS	MP Motorsport	R	248.8	4	248.8	5	247.7	9	247.1	7	247.1	6	247,9
23 Stefan BOSTANDJIEV	Hitech		246.6	9	242.7	7	242.2	6	241.6	8	241.1	5	242,8
7 Christopher EL FEGHALI	Drivex	R											
10 Enzo TARNVANICHKUL	Campos Racing												
20 Benjamin BECKLEY	Tecnicar by Amtog	R											
48 James EGOZI	Palou Motorsport												


E3
SWC - R2 JARAMA
Sprint Race
Lap Chart

No	Pos	Grid	Lap											
			1	2	3	4	5	6	7	8	9	10	11	12
7	1	7	23	23	23	23	23	23	23	23	23	23	23	23
23	2	23	27	27	27	27	27	27	27	27	27	27	27	27
48	3	48	41	41	41	41	41	41	41	41	41	41	41	41
33	4	33	99	99	99	99	99	99	99	99	99	99	99	99
27	5	27	14	14	14	14	14	14	14	14	14	14	14	14
10	6	10	4	4	4	4	4	4	4	4	4	4	4	4
41	7	41	9	9	9	5	5	5	5	5	5	5	5	5
37	8	37	5	5	5	9	9	9	9	9	9	9	9	9
99	9	99	12	12	12	12	12	12	12	12	12	12	12	12
4	10	4	2	2	2	39	39	39	39	39	39	39	39	39
14	11	14	39	39	39	17	74	74	74	74	74	74	74	74
12	12	12	26	26	26	2	17	17	17	17	17	17	17	17
9	13	9	17	17	17	74	26	26	26	26	26	26	26	26
26	14	26	74	74	74	26	2	2	2	2	2	2	2	2
39	15	39	84	84	84	84	11	11	11	11	11	11	11	11
2	16	2	91	91	91	91	91	91	37	37	37	37	37	37
84	17	84	11	11	11	11	11	37	91	91	91	91	91	91
5	18	5	31	31	31	31	37	77	77	77	77	77	77	77
17	19	17	6	6	6	37	31	31	31	31	31	31	31	31
77	20	77	37	37	37	33	6	6	6	33	33	33	33	33
74	21	74	33	33	33	6	77	16	33	29	29	29	29	29
11	22	11	29	29	29	77	16	33	16	84	84	84	84	84
6	23	6	16	16	16	16	33	29	29	84	84	84	84	84
91	24	91	77	77	77	29	29	84	84	84	84	84	84	84
16	25	16												
29	26	29												
31	27	31												
20	28	20												


E3
SWC - R2 JARAMA
Sprint Race
Fastest Lap Sequence

Elapsed	No	Driver	Team	Car	Class	Time	Kph	Lap
14:34.677	23	Stefan BOSTANDJIEV	Hitech	Dallara 326		2:11.791	105.2	3
14:35.002	27	Heitor DALL'AGNOL	Palou Motorsport	Dallara 326	R	2:11.251	105.6	3
14:35.402	41	Alex POWELL	Campos Racing	Dallara 326	R	2:10.859	105.9	3
14:35.598	99	René LAMMERS	MP Motorsport	Dallara 326	R	2:10.429	106.3	3
14:35.794	14	Keanu AL AZHARI	Hitech	Dallara 326		2:09.322	107.2	3
14:36.151	4	Ean EYCKMANS	MP Motorsport	Dallara 326	R	2:08.807	107.6	3
14:36.451	9	Thomas STRAUVEN	Campos Racing	Dallara 326	R	2:08.586	107.8	3
14:36.614	5	Patrick HEUZENROEDER	Campos Racing	Dallara 326		2:07.726	108.5	3
14:36.799	12	Gianmarco PRADEL	MP Motorsport	Dallara 326		2:07.469	108.7	3
14:37.009	2	Kacper SZTUKA	Tecnicar by Amtog	Dallara 326		2:06.980	109.2	3
14:37.174	39	Santino PANETTA	Hitech	Dallara 326	R	2:05.224	110.7	3
14:37.364	26	Yuanpu CUI	Double R	Dallara 326		2:04.755	111.1	3
14:37.587	17	Alceu FELDMANN	MP Motorsport	Dallara 326		2:04.334	111.5	3
14:37.672	74	Yani STEVENHEYDENS	GRS	Dallara 326		2:03.770	112.0	3
14:38.255	84	Genaro TRAPPA	Hitech	Dallara 326	R	2:02.258	113.4	3
14:38.302	91	Lorenzo CAMPOS	Double R	Dallara 326	R	2:01.399	114.2	3
14:38.385	11	Luca VIISOREANU	TC Racing	Dallara 326	R	2:00.669	114.9	3
14:38.843	31	Renzo BARBUY	TC Racing	Dallara 326	R	2:00.433	115.1	3
14:39.142	6	Stylianos KOLOVOS	Drivex	Dallara 326	R	1:56.623	118.8	3
14:39.273	37	Filippo FIORENTINO	Drivex	Dallara 326	R	1:54.346	121.2	3
14:39.436	33	Rafael PERARD	Palou Motorsport	Dallara 326	R	1:51.551	124.2	3
14:40.219	29	Gianni GIOVANELLI	GRS	Dallara 326	R	1:49.884	126.1	3
14:40.485	16	Bianca BUSTAMANTE	Palou Motorsport	Dallara 326		1:47.435	129.0	3
14:40.569	77	Bart HARRISON	Double R	Dallara 326	R	1:46.221	130.5	3
16:00.740	23	Stefan BOSTANDJIEV	Hitech	Dallara 326		1:26.063	161.0	4
17:26.515	23	Stefan BOSTANDJIEV	Hitech	Dallara 326		1:25.775	161.6	5
17:27.260	27	Heitor DALL'AGNOL	Palou Motorsport	Dallara 326	R	1:25.606	161.9	5
18:52.112	23	Stefan BOSTANDJIEV	Hitech	Dallara 326		1:25.597	161.9	6

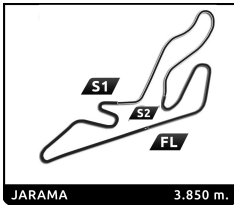


E3 SWC - R2 JARAMA Sprint Race

Analysis by lap

 Lapped 1

No	Lap Time	Gap	No	Lap Time	Gap	No	Lap Time	Gap	No	Lap Time	Gap	No	Lap Time	Gap		
Lap 1																
23	1:43.099	0.000	41	2:10.859	0.725	5	1:26.380	3.833	17	1:26.332	8.992	91	1:43.546	15.045		
27	1:43.788	0.689	99	2:10.429	0.921	9	1:26.586	4.694	26	1:26.137	9.173	77	1:44.074	16.327		
41	1:44.265	1.166	14	2:09.322	1.117	12	1:26.725	4.861	2	1:26.732	11.150	31	1:42.362	16.930		
99	1:45.102	2.003	4	2:08.807	1.474	39	1:26.624	5.431	11	1:26.807	11.621	33	1:42.113	17.692		
14	1:46.441	3.342	9	2:08.586	1.774	74	1:26.698	6.677	37	1:26.370	12.093	29	1:42.025	18.789		
4	1:47.068	3.969	5	2:07.726	1.937	17	1:28.012	7.513	91	1:27.269	12.798	84	1:32.533	1 Lap		
9	1:47.933	4.834	12	2:07.469	2.122	26	1:27.395	7.589	77	1:27.420	14.003	Lap 10				
5	1:48.832	5.733	2	2:06.980	2.332	2	1:28.528	8.393	31	1:27.904	15.199	23	2:14.550			
12	1:49.484	6.385	39	2:05.224	2.497	84	1:27.627	8.525	6	1:28.376	15.725	27	2:14.095	0.855		
2	1:51.099	8.000	26	2:04.755	2.687	91	1:28.082	8.981	33	1:27.900	15.978	41	2:13.551	1.201		
39	1:54.116	11.017	17	2:04.334	2.910	11	1:28.149	9.295	16	1:28.812	16.754	99	2:12.918	1.902		
26	1:54.700	11.601	74	2:03.770	2.995	37	1:27.936	9.870	29	1:27.750	17.277	14	2:13.308	2.827		
17	1:55.716	12.617	84	2:02.258	3.578	31	1:28.875	10.409	84	3:11.211	1 Lap	4	2:13.351	3.557		
74	1:57.492	14.393	91	2:01.399	3.625	6	1:27.821	10.585	Lap 8			5	2:12.537	4.364		
84	1:59.198	16.099	11	2:00.669	3.708	77	1:27.591	10.726	23	1:25.800		9	2:12.600	5.027		
91	1:59.900	16.801	31	2:00.433	4.166	16	1:27.989	11.367	27	1:25.795	1.036	12	2:13.032	5.923		
11	2:01.174	18.075	6	1:56.623	4.465	33	1:30.118	12.386	41	1:25.798	1.777	39	2:13.161	7.372		
31	2:01.902	18.803	37	1:54.346	4.596	29	1:29.771	13.880	99	1:25.692	2.710	74	2:13.306	8.106		
6	2:02.666	19.567	33	1:51.551	4.759	Lap 6			14	1:25.740	3.178	17	2:15.218	10.761		
37	2:03.772	20.673	29	1:49.884	5.542	23	1:25.597		4	1:26.010	4.008	26	2:15.711	11.831		
33	2:05.632	22.533	16	1:47.435	5.808	27	1:25.876	1.024	5	1:26.051	5.132	2	2:14.576	12.706		
29	2:06.842	23.743	77	1:46.221	5.892	41	1:25.899	1.585	9	1:26.234	6.509	11	2:14.540	13.649		
16	2:07.437	24.338	Lap 4			99	1:26.070	2.502	12	1:26.282	6.906	37	2:14.934	14.689		
77	2:08.463	25.364	23	1:26.063		14	1:26.113	2.863	39	1:26.485	7.846	91	2:14.776	15.271		
Lap 2																
27	1:26.652	0.914	27	1:26.500	1.162	4	1:26.101	3.431	74	1:26.676	8.611	77	2:14.607	16.384		
41	1:26.500	1.162	41	1:26.883	1.741	5	1:26.194	4.430	17	1:26.649	9.841	31	2:14.420	16.800		
99	1:26.883	1.741	14	1:27.153	2.207	9	1:26.379	5.476	26	1:26.625	9.998	33	2:15.068	18.210		
14	1:27.153	2.207	4	1:27.179	2.590	12	1:26.666	5.930	2	1:26.983	12.333	29	2:14.867	19.106		
4	1:27.179	2.590	5	1:27.354	3.228	39	1:26.572	6.406	11	1:26.822	12.643	84	2:16.189	1 Lap		
9	1:28.172	3.883	5	1:27.354	3.228	74	1:25.969	7.049	37	1:26.594	12.887	Lap 11				
12	1:27.852	3.911	9	1:28.172	3.883	17	1:26.446	8.362	91	1:26.681	13.679	23	2:13.841			
39	1:28.148	4.582	12	1:27.852	3.911	26	1:26.746	8.738	77	1:26.230	14.433	27	2:13.940	0.954		
17	1:28.429	5.276	39	1:28.148	4.582	2	1:27.324	10.120	31	1:27.349	16.748	41	2:13.913	1.273		
2	1:29.371	5.640	17	1:28.429	5.276	11	1:26.818	10.516	33	1:27.581	17.759	99	2:14.811	2.872		
74	1:28.822	5.754	2	1:29.371	5.640	91	1:27.847	11.231	29	1:27.467	18.944	14	2:14.654	3.640		
26	1:29.345	5.969	74	1:28.822	5.754	37	1:27.152	11.425	84	1:27.232	1 Lap	4	2:14.611	4.327		
84	1:29.158	6.673	26	1:29.345	5.969	77	1:27.156	12.285	Lap 9			5	2:14.575	5.098		
91	1:29.112	6.674	84	1:29.158	6.673	31	1:28.185	12.997	23	1:42.180		9	2:14.911	6.097		
11	1:29.276	6.921	91	1:29.112	6.674	6	1:28.063	13.051	27	1:42.454	1.310	12	2:14.562	6.644		
31	1:29.206	7.309	11	1:29.276	6.921	16	1:27.874	13.644	41	1:42.603	2.200	39	2:14.439	7.970		
37	1:29.176	7.709	31	1:29.206	7.309	33	1:26.991	13.780	16	2:53.599	1 Lap	74	2:14.204	8.469		
33	1:29.347	8.043	37	1:29.176	7.709	29	1:26.946	15.229	99	1:43.004	3.534	17	2:12.390	9.310		
6	1:30.137	8.539	33	1:29.347	8.043	Lap 7			14	1:43.071	4.069	26	2:12.627	10.617		
77	1:29.081	8.910	6	1:30.137	8.539	23	1:25.702		4	1:42.928	4.756	2	2:12.334	11.199		
16	1:29.408	9.153	77	1:29.081	8.910	27	1:25.719	1.041	5	1:43.425	6.377	11	2:12.193	12.001		
29	1:30.405	9.884	16	1:29.408	9.153	41	1:25.896	1.779	9	1:42.648	6.977	37	2:12.152	13.000		
Lap 5																
23	1:25.775		29	1:30.405	9.884	99	1:26.018	2.818	12	1:42.715	7.441	91	2:12.027	13.457		
27	1:25.606	0.745	Lap 3			14	1:26.077	3.238	39	1:43.095	8.761	77	2:11.823	14.366		
41	1:25.896	1.283	23	2:11.791		4	1:26.069	3.798	74	1:42.919	9.350	31	2:12.311	15.270		
99	1:26.063	2.029	27	2:11.251	0.325	5	1:26.153	4.881	17	1:42.432	10.093	33	2:12.341	16.710		
14	1:25.915	2.347	Lap 12													
4	1:26.112	2.927	29	2:12.703	17.968	9	1:26.301	6.075	26	1:42.852	10.670	29	2:12.703	17.968		
Lap 3																
12	1:26.196	6.424	2	1:42.527	12.680	12	1:26.196	6.424	11	1:43.196	13.659	84	2:11.778	1 Lap		
39	1:26.457	7.161	37	1:43.598	14.305	39	1:26.457	7.161	Lap 12							
74	1:26.388	7.735	Lap 12													

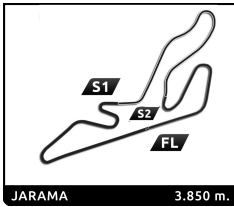


E3
SWC - R2 JARAMA
Sprint Race

Analysis by lap

Lapped 

No	Lap Time	Gap	No	Lap Time	Gap	No	Lap Time	Gap	No	Lap Time	Gap
23	2:00.035										
27	2:00.134	1.053									
41	2:00.676	1.914									
99	1:59.795	2.632									
14	1:59.859	3.464									
4	1:59.769	4.061									
5	1:59.370	4.433									
9	1:58.907	4.969									
12	1:58.652	5.261									
39	1:57.609	5.544									
74	1:57.334	5.768									
17	1:56.664	5.939									
26	1:55.710	6.292									
2	1:55.523	6.687									
11	1:54.989	6.955									
37	1:54.918	7.883									
91	1:55.421	8.843									
77	1:56.077	10.408									
31	1:55.394	10.629									
33	1:54.672	11.347									
29	1:54.071	12.004									
84	1:54.097	1 Lap									




















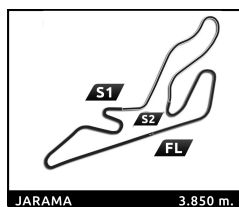
E3

SWC - R2 JARAMA

Sprint Race

Flag Analysis

Flag	Time
	GREEN FLAG 17:03:57.829
	SAFETY CAR 17:04:38.040
	RED FLAG 17:07:49.183
	GREEN FLAG 17:14:15.136
	SAFETY CAR 17:14:15.203
	SAFETY CAR 17:14:59.146
	GREEN FLAG 17:18:18.666
	YELLOW FLAG AT SECTOR 1 17:21:56.514
	GREEN FLAG AT SECTOR 1 17:22:16.775
	YELLOW FLAG AT SECTOR 2 17:23:31.085
	GREEN FLAG AT SECTOR 2 17:24:00.656
	YELLOW FLAG AT SECTOR 1 17:25:49.401
	YELLOW FLAG AT SECTOR 2 17:25:51.485
	SAFETY CAR 17:25:57.343
	CHEQUERED FLAG 17:33:52.049
	GREEN FLAG AT SECTOR 1 17:34:56.230
	GREEN FLAG AT SECTOR 2 17:34:57.053


E3
SWC - R2 JARAMA
Sprint Race
Sector Analysis

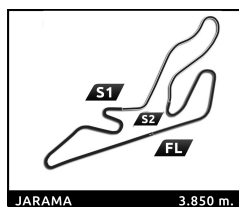
_ Invalidated Lap

■ Personal Best

■ Session Best

■ Crossing the pit lane


Lap	Time	Sector 1	Sector 2	Sector 3	T.Sp	Elapsed	Lap	Time	Sector 1	Sector 2	Sector 3	T.Sp	Elapsed
2	Kacper SZTUKA POL						9 Thomas STRAUVEN BEL						
	Tecnicar by Amtog Dallara 326						Campos Racing Dallara 326						
1	1:51.099	38.710	43.302	29.087		1:51.099	1	1:47.933	37.552	41.693	28.688		1:47.933
2	10:38.930 B	1:11.014	40.754	8:47.162	92.0	12:30.029	2	10:39.932 B	1:11.716	40.736	8:47.480	81.1	12:27.865
3	2:06.980	46.019	40.096	40.865	164.9	14:37.009	3	2:08.586	45.131	40.662	42.793	136.4	14:36.451
4	1:29.371	35.801	28.915	24.655	252.9	16:06.380	4	1:28.172	35.196	28.467	24.509	248.8	16:04.623
5	1:28.528	35.165	28.851	24.512	253.5	17:34.908	5	1:26.586	33.803	28.299	24.484	254.7	17:31.209
6	1:27.324	34.650	28.375	24.299	234.3	19:02.232	6	1:26.379	33.853	28.247	24.279	254.1	18:57.588
7	1:26.732	33.979	28.535	24.218	244.3	20:28.964	7	1:26.301	33.702	28.284	24.315	251.2	20:23.889
8	1:26.983	34.246	28.427	24.310	247.1	21:55.947	8	1:26.234	33.926	28.131	24.177	248.8	21:50.123
9	1:42.527	35.820	38.586	28.121	247.1	23:38.474	9	1:42.648	35.726	38.795	28.127	250.6	23:32.771
10	2:14.576	45.035	42.923	46.618	144.0	25:53.050	10	2:12.600	46.405	42.025	44.170	138.1	25:45.371
11	2:12.334	43.726	46.934	41.674	124.0	28:05.384	11	2:14.911	46.115	47.383	41.413	128.6	28:00.282
12	1:55.523	44.543	41.378	29.602	133.5	30:00.907	12	1:58.907	44.028	41.172	33.707	145.7	29:59.189
4	Ean EYCKMANS BEL						11 Luca VIISOREANU ROU						
	MP Motorsport Dallara 326						TC Racing Dallara 326						
1	1:47.068	37.099	40.301	29.668		1:47.068	1	2:01.174	40.683	48.387	32.104		2:01.174
2	10:40.276 B	1:11.790	40.775	8:47.711	76.3	12:27.344	2	10:36.542 B	1:09.614	39.975	8:46.953	109.0	12:37.716
3	2:08.807	44.819	40.789	43.199	147.1	14:36.151	3	2:00.669	45.595	38.888	36.186	166.7	14:38.385
4	1:27.179	34.541	28.286	24.352	251.2	16:03.330	4	1:29.276	35.721	28.929	24.626	249.4	16:07.661
5	1:26.112	33.820	28.042	24.250	250.6	17:29.442	5	1:28.149	34.729	28.970	24.450	257.1	17:35.810
6	1:26.101	33.814	28.047	24.240	249.4	18:55.543	6	1:26.818	34.225	28.288	24.305	266.0	19:02.628
7	1:26.069	33.727	28.214	24.128	249.4	20:21.612	7	1:26.807	34.130	28.448	24.229	253.5	20:29.435
8	1:26.010	33.728	28.071	24.211	250.0	21:47.622	8	1:26.822	33.976	28.483	24.363	260.2	21:56.257
9	1:42.928	36.151	38.823	27.954	248.8	23:30.550	9	1:43.196	35.880	39.774	27.542	259.6	23:39.453
10	2:13.351	46.959	41.631	44.761	149.6	25:43.901	10	2:14.540	44.644	43.188	46.708	144.8	25:53.993
11	2:14.611	44.767	47.842	42.002	145.0	27:58.512	11	2:12.193	43.919	47.149	41.125	128.1	28:06.186
12	1:59.769	44.153	41.092	34.524	157.0	29:58.281	12	1:54.989	44.165	41.534	29.290	136.9	30:01.175
5	Patrick HEUZENROEDER AUS						12 Gianmarco PRADEL AUS						
	Campos Racing Dallara 326						MP Motorsport Dallara 326						
1	1:48.832	38.195	41.977	28.660		1:48.832	1	1:49.484	38.397	42.462	28.625		1:49.484
2	10:40.056 B	1:11.881	40.773	8:47.402	84.2	12:28.888	2	10:39.846 B	1:11.816	40.720	8:47.310	81.8	12:29.330
3	2:07.726	45.589	39.973	42.164	142.3	14:36.614	3	2:07.469	46.011	39.980	41.478	156.5	14:36.799
4	1:27.354	34.673	28.306	24.375	259.0	16:03.968	4	1:27.852	35.161	28.566	24.125	254.7	16:04.651
5	1:26.380	33.823	28.187	24.370	248.3	17:30.348	5	1:26.725	34.154	28.138	24.433	250.0	17:31.376
6	1:26.194	33.798	28.166	24.230	248.3	18:56.542	6	1:26.666	33.967	28.298	24.401	252.3	18:58.042
7	1:26.153	33.817	28.168	24.168	250.0	20:22.695	7	1:26.196	33.790	28.015	24.391	248.3	20:24.238
8	1:26.051	33.659	28.171	24.221	248.8	21:48.746	8	1:26.282	33.929	28.136	24.217	250.6	21:50.520
9	1:43.425	36.270	38.511	28.644	248.8	23:32.171	9	1:42.715	35.778	39.121	27.816	249.4	23:33.235
10	2:12.537	46.213	41.841	44.483	156.3	25:44.708	10	2:13.032	46.812	41.799	44.421	136.5	25:46.267
11	2:14.575	45.965	46.984	41.626	135.8	27:59.283	11	2:14.562	45.808	47.261	41.493	125.1	28:00.829
12	1:59.370	44.445	41.058	33.867	144.8	29:58.653	12	1:58.652	44.216	41.025	33.411	145.0	29:59.481
6	Stylianios KOLOVOS GRC						14 Keanu AL AZHARI ARE						
	Drivex Dallara 326						Hitech Dallara 326						
1	2:02.666	41.429	48.618	32.619		2:02.666	1	1:46.441	36.984	39.618	29.839		1:46.441
2	10:39.853 B	1:09.396	9:01.426	29.031	106.5	12:42.519	2	10:40.031 B	1:11.359	41.089	8:47.583	74.3	12:26.472
3	1:56.623	42.794	38.670	35.159	187.2	14:39.142	3	2:09.322	45.199	40.552	43.571	151.0	14:35.794
4	1:30.137	36.450	28.990	24.697	251.2	16:09.279	4	1:27.153	34.559	28.248	24.346	256.5	16:02.947
5	1:27.821	34.385	28.731	24.705	254.1	17:37.100	5	1:25.915	33.643	27.969	24.303	254.1	17:28.862
6	1:28.063	34.928	28.520	24.615	253.5	19:05.163	6	1:26.113	34.047	28.094	23.972	258.4	18:54.975
7	1:28.376	35.153	28.594	24.629	250.0	20:33.539	7	1:26.077	33.668	28.304	24.105	255.9	20:21.052
							8	1:25.740	33.778	27.799	24.163	255.3	21:46.792
							9	1:43.071	36.204	38.767	28.100	253.5	23:29.863


E3
SWC - R2 JARAMA
Sprint Race
Sector Analysis

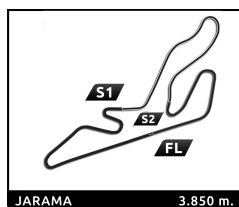
_ Invalidated Lap

 Personal Best

 Session Best

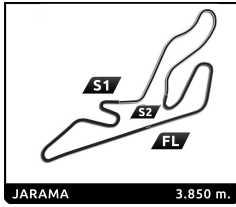
 Crossing the pit lane

Lap	Time	Sector 1	Sector 2	Sector 3	T.Sp	Elapsed	Lap	Time	Sector 1	Sector 2	Sector 3	T.Sp	Elapsed
10	2:13.308	46.900	41.492	44.916	166.7	25:43.171	11	2:12.627	43.010	47.740	41.877	125.6	28:04.802
11	2:14.654	44.713	47.907	42.034	148.8	27:57.825	12	1:55.710	43.216	42.341	30.153	145.2	30:00.512
12	1:59.859	44.237	40.981	34.641	160.0	29:57.684							
16	Bianca BUSTAMANTE					PHL	27	Heitor DALL'AGNOL					BRA
	Palou Motorsport					Dallara 326		Palou Motorsport					Dallara 326
1	2:07.437	43.156	50.888	33.393		2:07.437	1	1:43.788	35.930	37.867	29.991		1:43.788
2	10:45.613B	1:09.423	9:11.337	24.853	101.2	12:53.050	2	10:39.963B	1:11.422	40.473	8:48.068	81.1	12:23.751
3	1:47.435	35.835	39.209	32.391	222.2	14:40.485	3	2:11.251	44.577	41.264	45.410	181.5	14:35.002
4	1:29.408	35.411	28.800	25.197	254.1	16:09.893	4	1:26.652	34.435	28.184	24.033	249.4	16:01.654
5	1:27.989	34.566	28.677	24.746	248.8	17:37.882	5	1:25.606	33.525	28.068	24.013	254.7	17:27.260
6	1:27.874	34.522	28.500	24.852	252.3	19:05.756	6	1:25.876	33.660	28.075	24.141	249.4	18:53.136
7	1:28.812	35.083	29.096	24.633	254.1	20:34.568	7	1:25.719	33.602	28.105	24.012	248.8	20:18.855
8	2:53.599B	49.431	1:21.460	42.708	251.7	23:28.167	8	1:25.795	33.551	28.117	24.127	248.8	21:44.650
							9	1:42.454	35.702	38.598	28.154	250.0	23:27.104
17	Alceu FELDMANN					BRA	10	2:14.095	47.810	41.318	44.967	137.9	25:41.199
	MP Motorsport					Dallara 326	11	2:13.940	44.682	47.445	41.813	181.5	27:55.139
1	1:55.716	39.528	46.184	30.004		1:55.716	12	2:00.134	44.650	40.472	35.012	186.9	29:55.273
2	10:37.537B	1:10.983	40.122	8:46.432	87.6	12:33.253							
3	2:04.334	45.698	39.790	38.846	192.9	14:37.587	29	Gianni GIOVANELLI					ARG
4	1:28.429	35.142	28.708	24.579	252.9	16:06.016		GRS					Dallara 326
5	1:28.012	35.275	28.358	24.379	250.6	17:34.028	1	2:06.842	42.431	50.819	33.592		2:06.842
6	1:26.446	33.943	28.151	24.352	252.3	19:00.474	2	10:43.493B	1:09.387	9:09.095	25.011	111.1	12:50.335
7	1:26.332	33.757	28.119	24.456	247.7	20:26.806	3	1:49.884	37.497	39.259	33.128	209.7	14:40.219
8	1:26.649	34.081	28.191	24.377	251.2	21:53.455	4	1:30.405	36.035	29.938	24.432	247.7	16:10.624
9	1:42.432	36.500	37.979	27.953	250.6	23:35.887	5	1:29.771	34.408	28.542	26.821	256.5	17:40.395
10	2:15.218	45.579	43.280	46.359	124.7	25:51.105	6	1:26.946	34.140	28.217	24.589	251.7	19:07.341
11	2:12.390	42.898	47.785	41.707	137.8	28:03.495	7	1:27.750	34.231	28.829	24.690	255.9	20:35.091
12	1:56.664	43.346	41.778	31.540	164.1	30:00.159	8	1:27.467	34.180	28.400	24.887	255.3	22:02.558
							9	1:42.025	36.332	38.183	27.510	219.5	23:44.583
23	Stefan BOSTANDJIEV					BGR	10	2:14.867	44.858	43.432	46.577	159.3	25:59.450
	Hitech					Dallara 326	11	2:12.703	44.936	46.908	40.859	130.3	28:12.153
1	1:43.099	35.254	37.169	30.676		1:43.099	12	1:54.071	45.658	38.821	29.592	133.7	30:06.224
2	10:39.787B	1:11.136	40.382	8:48.269	82.0	12:22.886							
3	2:11.791	44.565	41.453	45.773	174.8	14:34.677	31	Renzo BARBUY					ARG
4	1:26.063	34.087	28.065	23.911	237.4	16:00.740		TC Racing					Dallara 326
5	1:25.775	33.552	27.969	24.254	241.1	17:26.515	1	2:01.902	41.085	48.401	32.416		2:01.902
6	1:25.597	33.505	28.009	24.083	242.2	18:52.112	2	10:36.508B	1:09.439	8:57.092	29.977	107.5	12:38.410
7	1:25.702	33.413	28.080	24.209	242.7	20:17.814	3	2:00.433	45.870	38.408	36.155	169.5	14:38.843
8	1:25.800	33.667	28.104	24.029	241.6	21:43.614	4	1:29.206	35.551	28.937	24.718	252.9	16:08.049
9	1:42.180	35.723	37.682	28.775	246.6	23:25.794	5	1:28.875	34.698	29.326	24.851	254.7	17:36.924
10	2:14.550	48.342	41.085	45.123	139.2	25:40.344	6	1:28.185	34.432	28.876	24.877	259.6	19:05.109
11	2:13.841	44.660	47.013	42.168	179.1	27:54.185	7	1:27.904	34.930	28.524	24.450	248.8	20:33.013
12	2:00.035	44.871	40.095	35.069	172.0	29:54.220	8	1:27.349	34.112	28.529	24.708	254.7	22:00.362
							9	1:42.362	35.834	38.643	27.885	244.3	23:42.724
26	Yuanpu CUI					CHN	10	2:14.420	43.574	44.067	46.779	129.5	25:57.144
	Double R					Dallara 326	11	2:12.311	44.280	46.849	41.182	120.4	28:09.455
1	1:54.700	39.336	45.132	30.232		1:54.700	12	1:55.394	45.165	40.427	29.802	139.2	30:04.849
2	10:37.909B	1:11.672	39.367	8:46.870	89.8	12:32.609							
3	2:04.755	45.860	39.200	39.695	167.7	14:37.364	33	Rafael PERARD					FRA
4	1:29.345	35.683	29.156	24.506	250.6	16:06.709		Palou Motorsport					Dallara 326
5	1:27.395	34.892	28.375	24.128	252.9	17:34.104	1	2:05.632	42.175	50.291	33.166		2:05.632
6	1:26.746	34.264	28.223	24.259	247.1	19:00.850	2	10:42.253B	1:09.835	9:07.086	25.332	107.2	12:47.885
7	1:26.137	33.867	28.193	24.077	250.6	20:26.987	3	1:51.551	39.219	38.767	33.565	202.6	14:39.436
8	1:26.625	34.209	28.219	24.197	248.3	21:53.612	4	1:29.347	35.631	28.950	24.766	230.3	16:08.783
9	1:42.852	37.426	38.119	27.307	252.3	23:36.464	5	1:30.118	37.714	28.140	24.264	255.3	17:38.901
10	2:15.711	45.762	43.458	46.491	131.9	25:52.175	6	1:26.991	33.843	28.424	24.724	253.5	19:05.892
							7	1:27.900	34.799	28.741	24.360	253.5	20:33.792


E3
SWC - R2 JARAMA
Sprint Race
Sector Analysis

— Invalidated Lap ■ Personal Best ■ Session Best B Crossing the pit lane

Lap	Time	Sector 1	Sector 2	Sector 3	T.Sp	Elapsed	Lap	Time	Sector 1	Sector 2	Sector 3	T.Sp	Elapsed
8	1:27.581	34.643	28.318	24.620	255.3	22:01.373	5	1:26.698	34.541	27.997	24.160	253.5	17:33.192
9	1:42.113	36.375	38.243	27.495	251.2	23:43.486	6	1:25.969	33.782	28.070	24.117	248.3	18:59.161
10	2:15.068	45.107	43.431	46.530	142.3	25:58.554	7	1:26.388	33.881	28.127	24.380	249.4	20:25.549
11	2:12.341	45.045	45.802	41.494	120.9	28:10.895	8	1:26.676	34.201	28.136	24.339	246.0	21:52.225
12	1:54.672	46.036	39.014	29.622	145.9	30:05.567	9	1:42.919	35.531	39.287	28.101	246.0	23:35.144
37 Filippo FIORENTINO BRA							10 2:13.306 45.818 42.579 44.909 142.1 25:48.450						
Drivex Dallara 326							11 2:14.204 44.815 47.696 41.693 137.2 28:02.654						
1 2:03.772 41.646 49.200 32.926 2:03.772							12 1:57.334 43.355 41.945 32.034 158.4 29:59.988						
2 10:41.155 B 1:08.981 9:06.186 25.988 94.7 12:44.927							77 Bart HARRISON GBR						
3 1:54.346 41.097 39.009 34.240 183.7 14:39.273							Double R Dallara 326						
4 1:29.176 35.407 28.899 24.870 248.8 16:08.449							1 2:08.463 43.861 51.520 33.082 2:08.463						
5 1:27.936 34.482 28.967 24.487 254.1 17:36.385							2 10:45.885 B 1:09.233 9:11.966 24.686 107.8 12:54.348						
6 1:27.152 34.433 28.426 24.293 254.1 19:03.537							3 1:46.221 35.444 39.201 31.576 196.7 14:40.569						
7 1:26.370 33.920 28.168 24.282 253.5 20:29.907							4 1:29.081 35.545 28.807 24.729 245.5 16:09.650						
8 1:26.594 33.926 28.350 24.318 254.1 21:56.501							5 1:27.591 34.540 28.473 24.578 251.7 17:37.241						
9 1:43.598 36.515 39.612 27.471 223.1 23:40.099							6 1:27.156 34.338 28.335 24.483 251.7 19:04.397						
10 2:14.934 44.370 43.613 46.951 141.9 25:55.033							7 1:27.420 34.683 28.492 24.245 247.7 20:31.817						
11 2:12.152 43.907 46.986 41.259 142.1 28:07.185							8 1:26.230 33.901 28.096 24.233 244.9 21:58.047						
12 1:54.918 44.154 41.326 29.438 147.1 30:02.103							9 1:44.074 36.708 39.211 28.155 247.7 23:42.121						
39 Santino PANETTA ARG							10 2:14.607 43.540 44.139 46.928 134.0 25:56.728						
Hitech Dallara 326							11 2:11.823 43.879 47.063 40.881 128.6 28:08.551						
1 1:54.116 39.031 44.389 30.696 1:54.116							12 1:56.077 45.388 40.748 29.941 136.9 30:04.628						
2 10:37.834 B 1:11.391 39.470 8:46.973 84.2 12:31.950							84 Genaro TRAPPA ARG						
3 2:05.224 45.356 39.339 40.529 175.3 14:37.174							Hitech Dallara 326						
4 1:28.148 35.179 28.503 24.466 255.9 16:05.322							1 1:59.198 39.934 47.383 31.881 1:59.198						
5 1:26.624 33.947 28.215 24.462 259.6 17:31.946							2 10:36.799 B 1:10.321 39.733 8:46.745 123.1 12:35.997						
6 1:26.572 34.081 28.252 24.239 254.1 18:58.518							3 2:02.258 45.940 38.743 37.575 158.8 14:38.255						
7 1:26.457 34.081 28.147 24.229 257.1 20:24.975							4 1:29.158 35.247 29.078 24.833 255.9 16:07.413						
8 1:26.485 33.861 28.226 24.398 255.9 21:51.460							5 1:27.627 34.659 28.715 24.253 251.2 17:35.040						
9 1:43.095 35.885 38.878 28.332 250.6 23:34.555							6 3:11.211 1:17.672 1:28.654 24.885 257.8 20:46.251						
10 2:13.161 46.069 41.828 45.264 124.9 25:47.716							7 1:27.232 34.607 28.293 24.332 243.2 22:13.483						
11 2:14.439 45.102 47.142 42.195 119.2 28:02.155							8 1:32.533 34.839 30.541 27.153 242.7 23:46.016						
12 1:57.609 43.436 41.297 32.876 151.7 29:59.764							9 2:16.189 45.112 42.674 48.403 130.1 26:02.205						
41 Alex POWELL USA							10 2:11.778 44.272 47.140 40.366 117.3 28:13.983						
Campos Racing Dallara 326							11 1:54.097 46.171 38.433 29.493 127.1 30:08.080						
1 1:44.265 36.329 38.236 29.700 1:44.265							91 Lorenzo CAMPOS AGO						
2 10:40.278 B 1:11.679 40.501 8:48.098 76.1 12:24.543							Double R Dallara 326						
3 2:10.859 44.394 41.671 44.794 159.1 14:35.402							1 1:59.900 40.321 47.603 31.976 1:59.900						
4 1:26.500 34.220 28.219 24.061 250.6 16:01.902							2 10:37.003 B 1:10.229 39.909 8:46.865 106.3 12:36.903						
5 1:25.896 33.737 28.037 24.122 255.9 17:27.798							3 2:01.399 45.662 38.893 36.844 160.5 14:38.302						
6 1:25.899 33.763 28.093 24.043 251.2 18:53.697							4 1:29.112 35.466 29.040 24.606 247.7 16:07.414						
7 1:25.896 33.719 27.955 24.222 251.2 20:19.593							5 1:28.082 34.896 28.700 24.486 251.7 17:35.496						
8 1:25.798 33.662 28.096 24.040 251.2 21:45.391							6 1:27.847 35.106 28.389 24.352 252.9 19:03.343						
9 1:42.603 35.717 38.777 28.109 252.3 23:27.994							7 1:27.269 34.528 28.380 24.361 247.7 20:30.612						
10 2:13.551 47.401 41.470 44.680 144.0 25:41.545							8 1:26.681 34.268 28.239 24.174 247.1 21:57.293						
11 2:13.913 44.770 47.483 41.660 156.1 27:55.458							9 1:43.546 36.325 39.707 27.514 247.7 23:40.839						
12 2:00.676 45.206 40.325 35.145 152.5 29:56.134							10 2:14.776 44.129 43.657 46.990 139.9 25:55.615						
74 Yani STEVENHEYDENS BEL							11 2:12.027 43.974 46.982 41.071 125.4 28:07.642						
GRS Dallara 326							12 1:55.421 44.970 40.869 29.582 139.9 30:03.063						
1 1:57.492 39.808 46.938 30.746 1:57.492							99 René LAMMERS NLD						
2 10:36.410 B 1:09.889 40.330 8:46.191 121.1 12:33.902							MP Motorsport Dallara 326						
3 2:03.770 45.642 40.245 37.883 175.9 14:37.672							1 1:45.102 36.599 38.944 29.559 1:45.102						
4 1:28.822 35.335 28.965 24.522 251.2 16:06.494							2 10:40.067 B 1:11.850 40.635 8:47.582 75.2 12:25.169						



E3

SWC - R2 JARAMA

Sprint Race

Sector Analysis

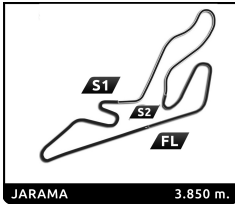
— Invalidated Lap

■ Personal Best

■ Session Best


■ Crossing the pit lane

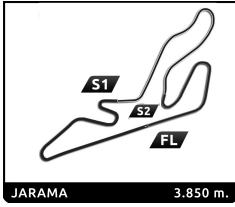
Lap	Time	Sector 1	Sector 2	Sector 3	T.Spd	Elapsed	Lap	Time	Sector 1	Sector 2	Sector 3	T.Spd	Elapsed
3	2:10.429	45.451	40.790	44.188	134.0	14:35.598							
4	1:26.883	34.535	28.227	24.121	248.8	16:02.481							
5	1:26.063	33.668	28.195	24.200	248.8	17:28.544							
6	1:26.070	33.914	28.040	24.116	247.1	18:54.614							
7	1:26.018	33.817	28.106	24.095	247.1	20:20.632							
8	1:25.692	33.526	27.931	24.235	246.0	21:46.324							
9	1:43.004	35.892	38.878	28.234	247.7	23:29.328							
10	2:12.918	46.696	41.456	44.766	148.8	25:42.246							
11	2:14.811	44.734	47.779	42.298	140.4	27:57.057							
12	1:59.795	44.482	40.748	34.565	161.2	29:56.852							


E3
SWC - R2 JARAMA
Sprint Race
Provisional Race Director Report

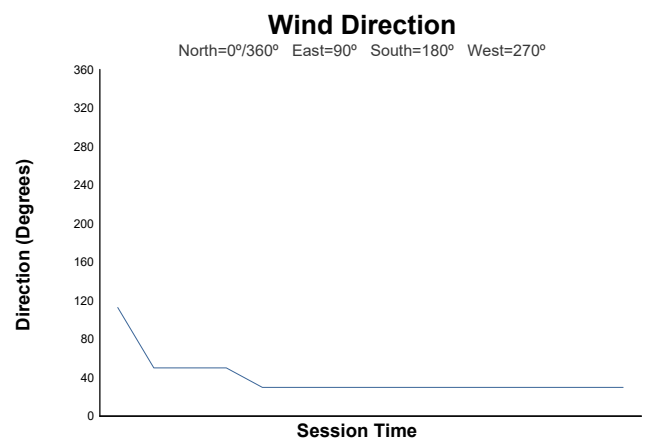
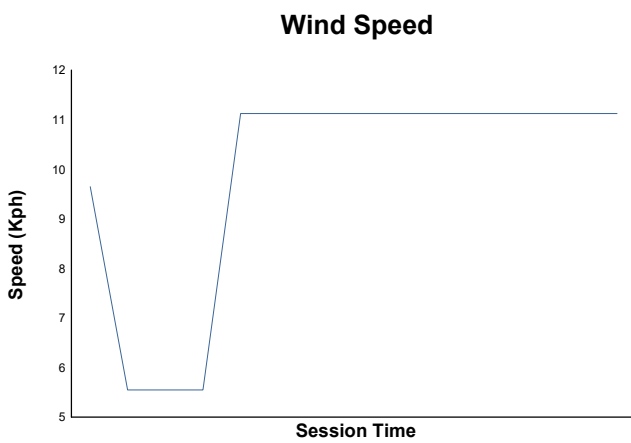
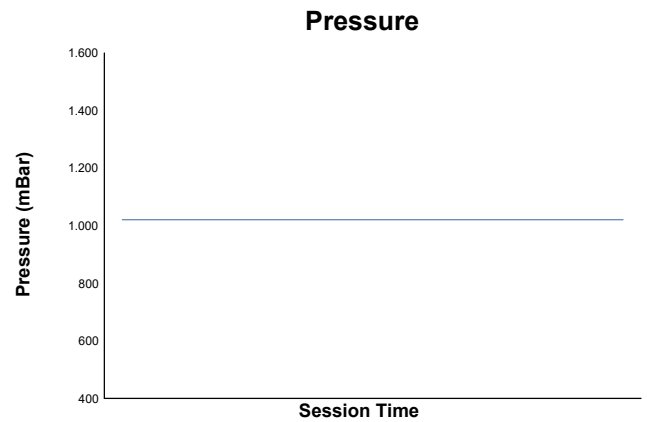
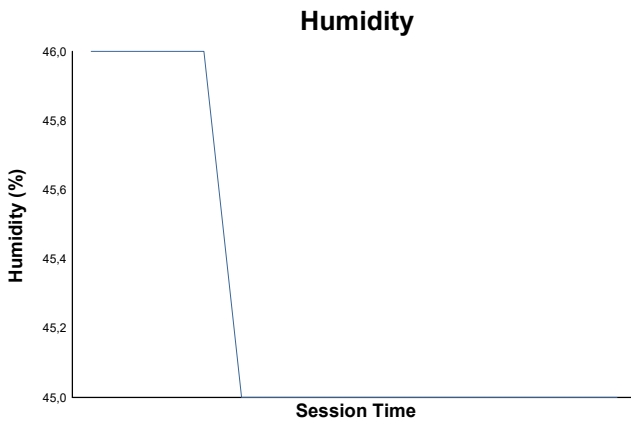
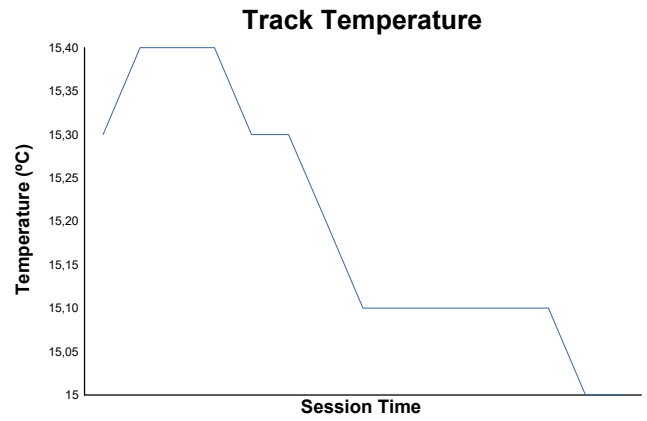
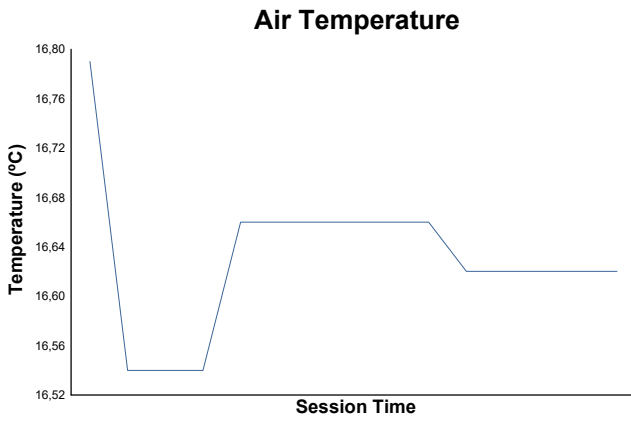
Hour	Flag	Message
16:46:49		E3 - PIT LANE WILL BE OPEN AT 16:50 CONFIRMED
16:50:00		PIT LANE OPEN
16:55:00		5 MINUTES BOARD - PIT LANE CLOSED
16:57:00		3 MINUTES BOARD
16:59:01		1 MINUTE BOARD
16:59:51		15 SECONDS BOARD
17:00:01		GREEN FLAG - FORMATION LAP
17:04:38	SF	SAFETY CAR
17:05:07		FOLLOWING SC IN T1 KEEP ON THE RHS
17:05:19		STARTING PROCEDURE UNDER INVESTIGATION
17:06:16		INCIDENT INVOLVING CARS #7 #48 #10 ON T1 NOTED
17:07:49	RF	RED FLAG
17:09:23		START BEHIND SAFETY CAR
17:11:17		5 MINUTES BOARD
17:12:17		3 MINUTES BOARD
17:13:01		1 MINUTE BOARD
17:13:54		15 SECONDS BOARD
17:14:59	SF	SAFETY CAR
17:17:12		SAFETY CAR IN THIS LAP
17:18:18	GF	GREEN FLAG
17:21:56	YF	YELLOW FLAG AT TURN 1
17:22:16	GF	GREEN FLAG
17:23:00		INCIDENT INVOLVING CARS #84 ON T1 NOTED
17:23:31	YF	YELLOW FLAG AT TURN 5
17:23:33	YF	YELLOW FLAG AT TURN 5,6
17:23:36	YF	YELLOW FLAG AT TURN 6
17:23:53	YF	YELLOW FLAG AT TURN 5,6
17:23:59	YF	YELLOW FLAG AT TURN 6
17:24:00	GF	GREEN FLAG
17:25:49	YF	YELLOW FLAG AT TURN 4
17:25:51	YF	YELLOW FLAG AT TURN 4,5
17:25:57	SF	SAFETY CAR
17:26:34		CAR #6 IN GRAVEL BED AT TURN 10
17:27:44		FOLLOWING SC IN T10 KEEP ON THE RHS
17:33:02		RACE WILL FINISH UNDER SAFETY CAR
17:33:17		AFTER CHEQUERED FLAG OVERTAKING IS FORBIDDEN
17:33:50		CHEQUERED FLAG
17:33:50		CHEQUERED FLAG
17:34:24		TOP 3 OVERALL PROCEED TO THE PODIUM AREA - CARS #23 #27 #41
17:34:45		CARS & DRIVERS #23 #27 #41 #74 STAY ON PODIUM AREA FOR POSTERIOR SCRUTINEERING

Published at: ...17:35.....

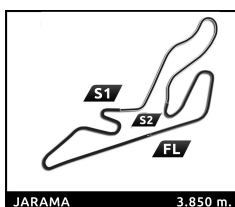
Race Director: Luis GONZÁLEZ 	Timekeeper: Alberto ESTÉBANEZ 
---	--



SWC - R2 JARAMA
E3
Sprint Race
Weather Report



Track Status: **DRY**






E3
SWC - R2 JARAMA
Qualifying 2
Final Classification

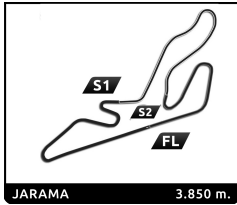
No	Driver	Nat	Team	Car	Cl.	Time	Lap Total	Gap	Kph
1	14 Keanu AL AZHARI	ARE	Hitech	Dallara 326		1:24.311	6 9	-	164.4
2	99 René LAMMERS	NLD	MP Motorsport	Dallara 326	R	1:24.382	7 9	+0.071	164.3
3	7 Chistopher EL FEGHALI	LBN	Drivex	Dallara 326	R	1:24.709	10 11	+0.398	163.6
4	48 James EGOZI	USA	Palou Motorsport	Dallara 326		1:24.775	8 10	+0.464	163.5
5	41 Alex POWELL	USA	Campos Racing	Dallara 326	R	1:24.790	8 11	+0.479	163.5
6	27 Heitor DALL'AGNOL	BRA	Palou Motorsport	Dallara 326	R	1:24.844	9 10	+0.533	163.4
7	33 Rafael PERARD	FRA	Palou Motorsport	Dallara 326	R	1:24.920	8 12	+0.609	163.2
8	39 Santino PANETTA	ARG	Hitech	Dallara 326	R	1:24.932	6 9	+0.621	163.2
9	23 Stefan BOSTANDJIEV	BGR	Hitech	Dallara 326		1:24.957	7 9	+0.646	163.1
10	4 Ean EYCKMANS	BEL	MP Motorsport	Dallara 326	R	1:25.008	8 9	+0.697	163.0
11	2 Kacper SZTUKA	POL	Tecnicar by Amtog	Dallara 326		1:25.054	9 12	+0.743	163.0
12	37 Filippo FIORENTINO	BRA	Drivex	Dallara 326	R	1:25.124	6 9	+0.813	162.8
13	84 Genaro TRAPPA	ARG	Hitech	Dallara 326	R	1:25.147	5 9	+0.836	162.8
14	12 Gianmarco PRADEL	AUS	MP Motorsport	Dallara 326		1:25.187	7 10	+0.876	162.7
15	10 Enzo TARNVANICHKUL	THA	Campos Racing	Dallara 326		1:25.251	9 12	+0.940	162.6
16	26 Yuanpu CUI	CHN	Double R	Dallara 326		1:25.270	5 9	+0.959	162.5
17	74 Yani STEVENHEYDENS	BEL	GRS	Dallara 326		1:25.275	8 10	+0.964	162.5
18	11 Luca VIISOREANU	ROU	TC Racing	Dallara 326	R	1:25.320	6 9	+1.009	162.4
19	17 Alceu FELDMANN	BRA	MP Motorsport	Dallara 326		1:25.334	7 9	+1.023	162.4
20	77 Bart HARRISON	GBR	Double R	Dallara 326	R	1:25.447	7 12	+1.136	162.2
21	5 Patrick HEUZENROEDER	AUS	Campos Racing	Dallara 326		1:25.467	9 12	+1.156	162.2
22	16 Bianca BUSTAMANTE	PHL	Palou Motorsport	Dallara 326		1:25.607	10 12	+1.296	161.9
23	91 Lorenzo CAMPOS	AGO	Double R	Dallara 326	R	1:25.641	6 11	+1.330	161.8
24	6 Stylianos KOLOVOS	GRC	Drivex	Dallara 326	R	1:25.775	10 11	+1.464	161.6
25	9 Thomas STRAUVEN	BEL	Campos Racing	Dallara 326	R	1:25.972	9 11	+1.661	161.2
26	20 Benjamin BECKLEY	CRI	Tecnicar by Amtog	Dallara 326	R	1:26.064	7 10	+1.753	161.0
27	31 Renzo BARBUY	ARG	TC Racing	Dallara 326	R	1:26.094	6 10	+1.783	161.0
28	29 Gianni GIOVANELLI	ARG	GRS	Dallara 326	R	1:26.131	6 7	+1.820	160.9

Fastest Lap: Lap 6 | Keanu AL AZHARI | 1:24.311 | 164.4 Kph

Published at: 12:20

Track Status: **DRY**





 Mr. Pedro Vilches Chair of the Stewards	 Mr. Juan Font Steward	 Mrs. Yolanda González López Steward	Timekeeper: Alberto ESTÉBANEZ 
---	---	---	--

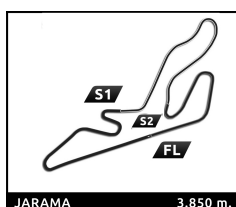

E3
SWC - R2 JARAMA
Qualifying 2
Final Classification by Class

No	Driver	Nat	Team	Car	Time	Lap Total	Gap	Kph
R								
1	99 René LAMMERS	NLD	MP Motorsport	Dallara 326	1:24.382	7 9		164.3
2	7 Chistopher EL FEGHALI	LBN	Drivex	Dallara 326	1:24.709	10 11	+0.327 +0.327	163.6
3	41 Alex POWELL	USA	Campos Racing	Dallara 326	1:24.790	8 11	+0.408 +0.081	163.5
4	27 Heitor DALL'AGNOL	BRA	Palou Motorsport	Dallara 326	1:24.844	9 10	+0.462 +0.054	163.4
5	33 Rafael PERARD	FRA	Palou Motorsport	Dallara 326	1:24.920	8 12	+0.538 +0.076	163.2
6	39 Santino PANETTA	ARG	Hitech	Dallara 326	1:24.932	6 9	+0.550 +0.012	163.2
7	4 Ean EYCKMANS	BEL	MP Motorsport	Dallara 326	1:25.008	8 9	+0.626 +0.076	163.0
8	37 Filippo FIORENTINO	BRA	Drivex	Dallara 326	1:25.124	6 9	+0.742 +0.116	162.8
9	84 Genaro TRAPPA	ARG	Hitech	Dallara 326	1:25.147	5 9	+0.765 +0.023	162.8
10	11 Luca VIISOREANU	ROU	TC Racing	Dallara 326	1:25.320	6 9	+0.938 +0.173	162.4
11	77 Bart HARRISON	GBR	Double R	Dallara 326	1:25.447	7 12	+1.065 +0.127	162.2
12	91 Lorenzo CAMPOS	AGO	Double R	Dallara 326	1:25.641	6 11	+1.259 +0.194	161.8
13	6 Stylianos KOLOVOS	GRC	Drivex	Dallara 326	1:25.775	10 11	+1.393 +0.134	161.6
14	9 Thomas STRAUVEN	BEL	Campos Racing	Dallara 326	1:25.972	9 11	+1.590 +0.197	161.2
15	20 Benjamin BECKLEY	CRI	Tecnicar by Amtog	Dallara 326	1:26.064	7 10	+1.682 +0.092	161.0
16	31 Renzo BARBUY	ARG	TC Racing	Dallara 326	1:26.094	6 10	+1.712 +0.030	161.0
17	29 Gianni GIOVANELLI	ARG	GRS	Dallara 326	1:26.131	6 7	+1.749 +0.037	160.9

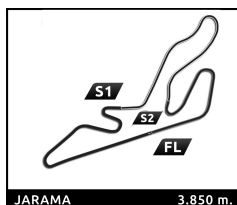
Published at:12:20.....

 Track Status: **DRY**

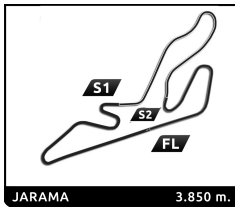
 Mr. Pedro Vilches Chair of the Stewards	 Mr. Juan Font Steward	 Mrs. Yolanda González López Steward	Timekeeper: Alberto ESTÉBANEZ	
---	---	---	---	---


E3
SWC - R2 JARAMA
Qualifying 2
Best Top Speed

No Driver	Team	Class	Top 1		Top 2		Top 3		Top 4		Top 5			
			Kph	Lap	Kph	Lap	Kph	Lap	Kph	Lap	Kph	Lap	Avg	
33	Rafael PERARD	Palou Motorsport	R	249.4	10	247.7	8	247.1	11	247.1	7	246.0	3	247,5
7	Chistopher EL FEGHALI	Drivex	R	248.8	10	247.1	7	247.1	4	247.1	8	247.1	9	247,4
6	Stylianios KOLOVOS	Drivex	R	248.3	10	248.3	8	248.3	9	247.7	11	245.5	7	247,6
10	Enzo TARNVANICHKUL	Campos Racing		248.3	10	247.1	11	245.5	9	244.9	12	244.3	8	246,0
27	Heitor DALL'AGNOL	Palou Motorsport	R	248.3	10	246.0	8	246.0	9	244.3	7	243.8	4	245,7
37	Filippo FIORENTINO	Drivex	R	248.3	7	247.1	8	247.1	9	246.6	6	244.9	3	246,8
41	Alex POWELL	Campos Racing	R	248.3	11	248.3	7	247.7	10	247.1	9	246.6	4	247,6
11	Luca VIISOREANU	TC Racing	R	247.1	9	246.6	8	246.0	7	245.5	6	244.9	5	246,0
14	Keanu AL AZHARI	Hitech		246.6	9	244.3	4	244.3	7	244.3	8	243.8	5	244,7
17	Alceu FELDMANN	MP Motorsport		246.6	8	246.0	7	244.9	9	242.7	6	238.9	3	243,8
39	Santino PANETTA	Hitech	R	246.6	7	246.0	5	246.0	6	245.5	8	244.3	4	245,7
84	Genaro TRAPPA	Hitech	R	246.6	5	245.5	6	244.9	7	244.9	8	244.9	9	245,4
23	Stefan BOSTANDJIEV	Hitech		246.0	7	243.2	6	243.2	8	242.7	5	241.6	9	243,3
48	James EGOZI	Palou Motorsport		246.0	8	245.5	7	244.9	9	244.9	10	242.7	3	244,8
9	Thomas STRAUVEN	Campos Racing	R	245.5	11	244.3	4	243.8	3	243.2	5	242.2	8	243,8
2	Kacper SZTUKA	Tecnicar by Amtog		244.9	10	243.2	12	242.7	9	242.7	8	242.7	11	243,2
12	Gianmarco PRADEL	MP Motorsport		244.9	6	243.8	10	243.2	9	243.2	7	243.2	8	243,7
16	Bianca BUSTAMANTE	Palou Motorsport		244.9	12	244.9	10	244.9	11	244.3	9	244.3	8	244,7
31	Renzo BARBUY	TC Racing	R	244.9	8	244.3	9	243.8	10	243.2	7	243.2	5	243,9
74	Yani STEVENHEYDENS	GRS		244.9	10	243.8	7	243.2	9	243.2	8	241.6	3	243,3
5	Patrick HEUZENROEDER	Campos Racing		244.3	4	243.8	10	243.2	9	243.2	11	242.7	8	243,4
99	René LAMMERS	MP Motorsport	R	244.3	9	243.2	8	242.2	7	240.5	3	240.5	6	242,1
26	Yuanpu CUI	Double R		243.8	5	243.8	9	243.2	7	242.7	8	241.6	4	243,0
29	Gianni GIOVANELLI	GRS	R	243.8	4	243.8	5	243.8	6	242.7	7	226.4	3	240,1
77	Bart HARRISON	Double R	R	243.8	10	243.2	7	243.2	11	243.2	9	242.7	8	243,2
4	Ean EYCKMANS	MP Motorsport	R	243.2	7	243.2	8	242.7	9	242.2	6	241.1	3	242,5
20	Benjamin BECKLEY	Tecnicar by Amtog	R	243.2	8	242.7	9	242.7	10	242.2	7	241.6	5	242,5
91	Lorenzo CAMPOS	Double R	R	242.7	10	242.2	8	242.2	9	241.6	7	240.5	6	241,8


E3
SWC - R2 JARAMA
Qualifying 2
Best Sector Times

Sector 1			Sector 2			Sector 3			Pos	No Driver	Ideal Lap	Best Lap
Pos	No Driver	Time	No Driver	Time	No Driver	Time	Pos	No Driver				
1	14 K.AL AZHARI	32.947	4 E.EYCKMANS	27.732	99 R.LAMMERS	23.614	1	14 K.AL AZHARI	1:24.305	1:24.311	(1)	
2	99 R.LAMMERS	32.978	14 K.AL AZHARI	27.737	14 K.AL AZHARI	23.621	2	99 R.LAMMERS	1:24.382	1:24.382	(2)	
3	41 A.POWELL	32.999	7 C.EL FEGHALI	27.738	4 E.EYCKMANS	23.685	3	41 A.POWELL	1:24.548	1:24.790	(5)	
4	7 C.EL FEGHALI	33.075	41 A.POWELL	27.742	84 G.TRAPPA	23.766	4	4 E.EYCKMANS	1:24.602	1:25.008	(10)	
5	27 H.DALL'AGNOL	33.100	23 S.BOSTANDJIEV	27.756	74 Y.STEVENHEYDENS	23.768	5	7 C.EL FEGHALI	1:24.650	1:24.709	(3)	
6	12 G.PRADEL	33.114	27 H.DALL'AGNOL	27.773	39 S.PANETTA	23.800	6	27 H.DALL'AGNOL	1:24.673	1:24.844	(6)	
7	48 J.EGOZI	33.145	39 S.PANETTA	27.779	27 H.DALL'AGNOL	23.800	7	84 G.TRAPPA	1:24.760	1:25.147	(13)	
8	84 G.TRAPPA	33.182	48 J.EGOZI	27.781	41 A.POWELL	23.807	8	48 J.EGOZI	1:24.775	1:24.775	(4)	
9	4 E.EYCKMANS	33.185	37 F.FIORENTINO	27.782	7 C.EL FEGHALI	23.837	9	39 S.PANETTA	1:24.819	1:24.932	(8)	
10	33 R.PERARD	33.188	99 R.LAMMERS	27.790	48 J.EGOZI	23.849	10	12 G.PRADEL	1:24.856	1:25.187	(14)	
11	74 Y.STEVENHEYDENS	33.234	84 G.TRAPPA	27.812	10 E.TARNVANICHKUL	23.873	11	23 S.BOSTANDJIEV	1:24.904	1:24.957	(9)	
12	39 S.PANETTA	33.240	12 G.PRADEL	27.828	2 K.SZTUKA	23.877	12	33 R.PERARD	1:24.920	1:24.920	(7)	
13	2 K.SZTUKA	33.255	33 R.PERARD	27.832	23 S.BOSTANDJIEV	23.882	13	74 Y.STEVENHEYDENS	1:24.967	1:25.275	(17)	
14	23 S.BOSTANDJIEV	33.266	10 E.TARNVANICHKUL	27.859	33 R.PERARD	23.900	14	2 K.SZTUKA	1:25.014	1:25.054	(11)	
15	10 E.TARNVANICHKUL	33.292	17 A.FELDMANN	27.867	11 L.VIISOREANU	23.911	15	10 E.TARNVANICHKUL	1:25.024	1:25.251	(15)	
16	16 B.BUSTAMANTE	33.324	2 K.SZTUKA	27.882	12 G.PRADEL	23.914	16	37 F.FIORENTINO	1:25.102	1:25.124	(12)	
17	17 A.FELDMANN	33.333	77 B.HARRISON	27.924	26 Y.CUI	23.961	17	26 Y.CUI	1:25.224	1:25.270	(16)	
18	26 Y.CUI	33.336	26 Y.CUI	27.927	37 F.FIORENTINO	23.965	18	11 L.VIISOREANU	1:25.306	1:25.320	(18)	
19	5 P.HEUZENROEDER	33.340	11 L.VIISOREANU	27.931	91 L.CAMPOS	23.980	19	17 A.FELDMANN	1:25.334	1:25.334	(19)	
20	37 F.FIORENTINO	33.355	74 Y.STEVENHEYDENS	27.965	77 B.HARRISON	24.026	20	77 B.HARRISON	1:25.367	1:25.447	(20)	
21	77 B.HARRISON	33.417	6 S.KOLOVOS	27.973	5 P.HEUZENROEDER	24.032	21	5 P.HEUZENROEDER	1:25.400	1:25.467	(21)	
22	91 L.CAMPOS	33.455	20 B.BECKLEY	28.002	9 T.STRAUVEN	24.108	22	91 L.CAMPOS	1:25.489	1:25.641	(23)	
23	11 L.VIISOREANU	33.464	9 T.STRAUVEN	28.007	29 G.GIOVANELLI	24.124	23	16 B.BUSTAMANTE	1:25.570	1:25.607	(22)	
24	31 R.BARBUY	33.568	16 B.BUSTAMANTE	28.025	17 A.FELDMANN	24.134	24	6 S.KOLOVOS	1:25.775	1:25.775	(24)	
25	6 S.KOLOVOS	33.605	5 P.HEUZENROEDER	28.028	6 S.KOLOVOS	24.197	25	9 T.STRAUVEN	1:25.776	1:25.972	(25)	
26	20 B.BECKLEY	33.631	91 L.CAMPOS	28.054	31 R.BARBUY	24.206	26	29 G.GIOVANELLI	1:25.920	1:26.131	(28)	
27	9 T.STRAUVEN	33.661	29 G.GIOVANELLI	28.088	16 B.BUSTAMANTE	24.221	27	20 B.BECKLEY	1:25.952	1:26.064	(26)	
28	29 G.GIOVANELLI	33.708	31 R.BARBUY	28.187	20 B.BECKLEY	24.319	28	31 R.BARBUY	1:25.961	1:26.094	(27)	



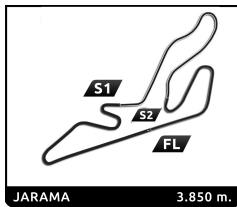
E3

SWC - R2 JARAMA

Qualifying 2

Fastest Lap Sequence

Elapsed	No	Driver	Team	Car	Class	Time	Kph	Lap
3:08.564	12	Gianmarco PRADEL	MP Motorsport	Dallara 326		1:27.873	157.7	2
3:32.442	7	Chistopher EL FEGHALI	Drivex	Dallara 326	R	1:27.073	159.2	2
4:42.112	48	James EGOZI	Palou Motorsport	Dallara 326		1:25.571	162.0	3
4:57.921	7	Chistopher EL FEGHALI	Drivex	Dallara 326	R	1:25.479	162.1	3
6:57.614	10	Enzo TARNVANICHKUL	Campos Racing	Dallara 326		1:25.418	162.3	4
13:16.219	84	Genaro TRAPPA	Hitech	Dallara 326	R	1:25.314	162.5	4
13:43.024	99	René LAMMERS	MP Motorsport	Dallara 326	R	1:25.003	163.1	6
14:31.825	14	Keanu AL AZHARI	Hitech	Dallara 326		1:24.567	163.9	5
15:07.406	99	René LAMMERS	MP Motorsport	Dallara 326	R	1:24.382	164.3	7
15:56.136	14	Keanu AL AZHARI	Hitech	Dallara 326		1:24.311	164.4	6



E3 SWC - R2 JARAMA Qualifying 2

Sector Analysis

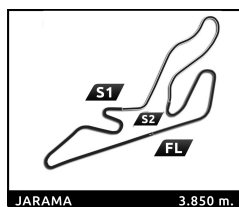
— Invalidated Lap

■ Personal Best

■ Session Best

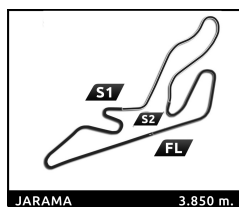
B Crossing the pit lane

Lap	Time	Sector 1	Sector 2	Sector 3	T.Sp	Elapsed	Lap	Time	Sector 1	Sector 2	Sector 3	T.Sp	Elapsed
2	Kacper SZTUKA POL						7 Christopher EL FEGHALI LBN						
Tecnicar by Amtog						Drivex							
Dallara 326						Dallara 326							
1	2:10.636	1:10.753	33.400	26.483	68.7	2:10.636	1	2:05.369	1:05.749	33.796	25.824	59.8	2:05.369
2	1:30.911	35.306	29.984	25.621	239.5	3:41.547	2	1:27.073	34.675	28.220	24.178	240.0	3:32.442
3	1:25.846	33.729	28.071	24.046	241.6	5:07.393	3	1:25.479	33.496	27.933	24.050	246.0	4:57.921
4	1:32.093	33.445	28.025	30.623	240.5	6:39.486	4	1:33.675	33.326	28.569	31.780	247.1	6:31.596
5	3:02.506	2:04.989	31.621	25.896	93.3	9:41.992	5	4:29.899	3:33.355	30.539	26.005	71.7	11:01.495
6	1:30.031	36.420	29.047	24.564	236.3	11:12.023	6	1:28.802	35.208	29.023	24.571	243.8	12:30.297
7	1:30.091	34.127	28.348	27.616	241.1	12:42.114	7	1:26.817	34.686	28.131	24.000	247.1	13:57.114
8	1:25.514	33.687	27.950	23.877	242.7	14:07.628	8	1:24.795	33.144	27.800	23.851	247.1	15:21.909
9	1:25.054	33.255	27.882	23.917	242.7	15:32.682	9	1:24.736	33.161	27.738	23.837	247.1	16:46.645
10	1:27.134	33.283	28.778	25.073	244.9	16:59.816	10	1:24.709	33.075	27.753	23.881	248.8	18:11.354
11	1:25.670	33.394	28.154	24.122	242.7	18:25.486	11	1:37.508	37.379	30.121	30.008	245.5	19:48.862
12	1:35.423	33.476	28.086	33.861	243.2	20:00.909							
4	Ean EYCKMANS BEL						9 Thomas STRAUVEN BEL						
MP Motorsport						Campos Racing							
Dallara 326						Dallara 326							
1	1:42.887	45.721	31.709	25.457	103.3	1:42.887	1	2:18.403	1:20.465	31.672	26.266	66.2	2:18.403
2	1:29.021	35.658	28.984	24.379	225.0	3:11.908	2	1:33.335	35.864	32.160	25.311	240.5	3:51.738
3	1:33.522	33.905	28.125	31.492	241.1	4:45.430	3	1:25.993	33.682	28.042	24.269	243.8	5:17.731
4	6:48.675	5:48.400	32.949	27.326	76.7	11:34.105	4	1:26.027	33.799	28.007	24.221	244.3	6:43.758
5	1:36.100	37.114	32.934	26.052	222.7	13:10.205	5	1:32.927	33.661	28.082	31.184	243.2	8:16.685
6	1:25.129	33.581	27.836	23.712	242.2	14:35.334	6	4:32.822	3:33.473	31.448	27.901	82.8	12:49.507
7	1:25.090	33.185	27.732	24.173	243.2	16:00.424	7	1:31.054	37.758	28.965	24.331	241.1	14:20.561
8	1:25.008	33.393	27.930	23.685	243.2	17:25.432	8	1:26.032	33.691	28.178	24.163	242.2	15:46.593
9	1:31.356	33.311	27.878	30.167	242.7	18:56.788	9	1:25.972	33.693	28.133	24.146	242.2	17:12.565
							10	1:28.981	36.667	28.206	24.108	238.4	18:41.546
							11	1:25.989	33.706	28.125	24.158	245.5	20:07.535
5	Patrick HEUZENROEDER AUS						10 Enzo TARNVANICHKUL THA						
Campos Racing						Campos Racing							
Dallara 326						Dallara 326							
1	2:15.126	1:17.231	31.619	26.276	60.9	2:15.126	1	2:34.373	1:38.421	30.354	25.598	106.5	2:34.373
2	1:32.253	36.276	30.179	25.798	217.3	3:47.379	2	1:31.702	35.153	28.868	27.681	223.1	4:06.075
3	1:26.390	34.026	28.203	24.161	241.1	5:13.769	3	1:26.121	33.999	28.138	23.984	240.0	5:32.196
4	1:26.540	34.019	28.261	24.260	244.3	6:40.309	4	1:25.418	33.479	27.957	23.982	242.7	6:57.614
5	1:33.983	33.821	28.279	31.883	238.9	8:14.292	5	1:31.052	33.695	28.030	29.327	241.1	8:28.666
6	4:14.274	3:09.451	38.057	26.766	96.1	12:28.566	6	3:59.228	2:55.973	37.467	25.788	102.1	12:27.894
7	1:36.041	35.226	35.099	25.716	231.8	14:04.607	7	1:34.979	35.874	34.148	24.957	233.3	14:02.873
8	1:26.228	33.857	28.231	24.140	242.7	15:30.835	8	1:25.367	33.600	27.859	23.908	244.3	15:28.240
9	1:25.467	33.377	28.028	24.062	243.2	16:56.302	9	1:25.251	33.369	28.009	23.873	245.5	16:53.491
10	1:25.482	33.340	28.110	24.032	243.8	18:21.784	10	1:25.262	33.292	27.968	24.002	248.3	18:18.753
11	1:25.837	33.509	28.144	24.184	243.2	19:47.621	11	1:25.460	33.435	27.950	24.075	247.1	19:44.213
12	1:34.322	33.459	28.183	32.680	242.7	21:21.943	12	1:25.314	33.351	27.945	24.018	244.9	21:09.527
6	Stylios KOLOVOS GRC						11 Luca VIISOREANU ROU						
Drivex						TC Racing							
Dallara 326						Dallara 326							
1	2:07.903	1:07.261	34.323	26.319	62.0	2:07.903	1	7:31.794	6:30.263	34.307	27.224	87.1	7:31.794
2	1:36.090	36.159	34.421	25.510	223.6	3:43.993	2	1:34.620	38.415	30.760	25.445	204.5	9:06.414
3	1:28.645	35.303	28.658	24.684	243.8	5:12.638	3	1:29.616	36.445	28.917	24.254	201.1	10:36.030
4	1:39.522	36.423	28.897	34.202	243.8	6:52.160	4	1:25.922	33.953	28.044	23.925	242.7	12:01.952
5	4:55.853	3:50.743	34.665	30.445	86.5	11:48.013	5	1:25.515	33.636	27.931	23.948	244.9	13:27.467
6	1:34.449	39.011	29.336	26.102	189.5	13:22.462	6	1:25.320	33.464	27.945	23.911	245.5	14:52.787
7	1:28.440	34.378	29.277	24.785	245.5	14:50.902	7	1:25.724	33.689	27.965	24.070	246.0	16:18.511
8	1:26.104	33.784	28.068	24.252	248.3	16:17.006	8	1:25.627	33.478	28.073	24.076	246.6	17:44.138
9	1:26.232	33.817	28.105	24.310	248.3	17:43.238	9	1:35.055	34.819	29.181	31.055	247.1	19:19.193
10	1:25.775	33.605	27.973	24.197	248.3	19:09.013							
11	1:26.098	33.737	27.981	24.380	247.7	20:35.111							


**E3
SWC - R2 JARAMA
Qualifying 2**
Sector Analysis

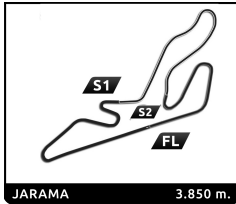
— Invalidated Lap ■ Personal Best ■ Session Best B Crossing the pit lane

Lap	Time	Sector 1	Sector 2	Sector 3	T.Sp	Elapsed	Lap	Time	Sector 1	Sector 2	Sector 3	T.Sp	Elapsed	
12	Gianmarco PRADEL AUS							3	1:31.026	34.482	30.549	25.995	240.5	10:42.719
	MP Motorsport Dallara 326							4	1:26.841	34.196	28.194	24.451	240.5	12:09.560
	1	1:40.691	43.483	31.765	25.443	95.7	5	1:26.121	33.797	28.002	24.322	241.6	13:35.681	
	2	1:27.873	35.109	28.349	24.415	218.6	6	1:27.458	34.795	28.163	24.500	241.1	15:03.139	
	3	1:30.975	B 33.778	28.232	28.965	238.9	7	1:26.064	33.631	28.114	24.319	242.2	16:29.203	
	4	6:57.150	5:58.504	32.172	26.474	89.7	8	1:26.395	33.809	28.110	24.476	243.2	17:55.598	
	5	1:42.075	37.098	35.235	29.742	214.7	9	1:28.724	35.465	28.673	24.586	242.7	19:24.322	
	6	1:28.424	33.787	29.309	25.328	244.9	10	1:42.316	B 33.914	28.189	40.213	242.7	21:06.638	
	7	1:25.187	33.263	27.969	23.955	243.2								
	8	1:25.447	33.114	28.419	23.914	243.2								
	9	1:25.340	33.241	27.828	24.271	243.2								
	10	1:35.929	B 34.735	29.264	31.930	243.8								
14	Keanu AL AZHARI ARE							1	8:43.347	7:43.236	33.086	27.025	88.1	8:43.347
	Hitech Dallara 326							2	1:32.349	37.422	29.363	25.564	200.0	10:15.696
	1	8:38.460	7:37.819	33.472	27.169	83.9	3	1:29.070	35.478	28.548	25.044	236.3	11:44.766	
	2	1:33.372	37.756	29.866	25.750	229.3	4	1:27.338	34.109	28.531	24.698	240.5	13:12.104	
	3	1:29.490	35.083	28.942	25.465	239.5	5	1:25.522	33.495	28.002	24.025	242.7	14:37.626	
	4	1:25.936	33.712	27.994	24.230	244.3	6	1:24.989	33.344	27.756	23.889	243.2	16:02.615	
	5	1:24.567	33.124	27.744	23.699	243.8	7	1:24.957	33.266	27.809	23.882	246.0	17:27.572	
	6	1:24.311	32.947	27.743	23.621	243.8	8	1:25.276	33.382	27.900	24.104	243.2	18:52.848	
	7	1:37.923	35.859	37.502	24.562	244.3	9	1:33.643	B 33.303	27.917	32.423	241.6	20:26.491	
	8	1:24.674	33.263	27.737	23.674	244.3								
	9	1:37.576	B 33.086	30.775	33.715	246.6								
16	Bianca BUSTAMANTE PHL							1	8:57.235	7:46.612	43.944	26.679	77.5	8:57.235
	Palou Motorsport Dallara 326							2	1:33.849	37.270	30.475	26.104	223.1	10:31.084
	1	1:56.692	56.354	33.021	27.317	93.5	3	1:28.955	35.960	28.658	24.337	235.8	12:00.039	
	2	1:30.637	36.542	29.307	24.788	198.9	4	1:25.915	33.894	28.060	23.961	241.6	13:25.954	
	3	1:27.324	34.233	28.463	24.628	240.5	5	1:25.270	33.348	27.927	23.995	243.8	14:51.224	
	4	1:34.426	B 33.886	28.233	32.307	243.2	6	1:32.060	38.769	29.007	24.284	226.9	16:23.284	
	5	4:33.263	3:33.889	31.597	27.777	90.3	7	1:25.455	33.336	28.091	24.028	243.2	17:48.739	
	6	1:30.658	36.121	28.932	25.605	225.9	8	1:25.472	33.375	28.068	24.029	242.7	19:14.211	
	7	1:26.394	33.779	28.307	24.308	243.8	9	1:35.022	B 33.421	28.187	33.414	243.8	20:49.233	
	8	1:25.990	33.569	28.086	24.335	244.3								
	9	1:26.082	33.836	28.025	24.221	244.3								
	10	1:25.607	33.324	28.036	24.247	244.9								
	11	1:32.579	36.350	31.745	24.484	244.9								
	12	1:45.225	B 33.814	33.359	38.052	244.9								
17	Alceu FELDMANN BRA							1	1:53.554	54.462	32.287	26.805	69.2	1:53.554
	MP Motorsport Dallara 326							2	1:29.461	35.833	29.129	24.499	210.9	3:23.015
	1	2:27.818	1:29.270	31.437	27.111	96.3	3	1:26.331	33.702	28.184	24.445	242.7	4:49.346	
	2	1:32.121	36.863	30.468	24.790	208.1	4	1:33.398	B 33.606	28.053	31.739	243.8	6:22.744	
	3	1:32.974	B 34.160	28.396	30.418	238.9	5	4:55.741	3:58.148	31.971	25.622	87.4	11:18.485	
	4	5:34.395	4:37.093	31.505	25.797	93.0	6	1:29.310	35.852	28.997	24.461	216.0	12:47.795	
	5	1:30.351	36.664	28.746	24.941	205.7	7	1:25.240	33.474	27.966	23.800	244.3	14:13.035	
	6	1:25.926	33.712	28.043	24.171	242.7	8	1:24.968	33.100	27.773	24.095	246.0	15:38.003	
	7	1:25.334	33.333	27.867	24.134	246.0	9	1:24.844	33.116	27.854	23.874	246.0	17:02.847	
	8	1:33.216	33.810	34.927	24.479	246.6	10	1:44.242	B 33.424	36.278	34.540	248.3	18:47.089	
	9	1:40.601	B 33.571	32.501	34.529	244.9								
20	Benjamin BECKLEY CRI							1	11:36.378	...	33.051	26.813	90.0	11:36.378
	Tecnicar by Amtog Dallara 326							2	1:37.498	38.524	31.083	27.891	225.9	13:13.876
	1	7:35.302	6:28.723	38.688	27.891	88.1	3	1:28.942	35.160	29.460	24.322	226.4	14:42.818	
	2	1:36.391	39.470	31.157	25.764	194.9	4	1:26.263	33.708	28.155	24.400	243.8	16:09.081	
							5	1:26.360	33.911	28.325	24.124	243.8	17:35.441	
							6	1:26.131	33.767	28.088	24.276	243.8	19:01.572	
							7	1:56.234	B 44.831	32.459	38.944	242.7	20:57.806	
23	Stefan BOSTANDJIEV BGR							1	1:31.026	34.482	30.549	25.995	240.5	10:42.719
	Hitech Dallara 326							4	1:26.841	34.196	28.194	24.451	240.5	12:09.560
	1	8:43.347	7:43.236	33.086	27.025	88.1	5	1:26.121	33.797	28.002	24.322	241.6	13:35.681	
	2	1:32.349	37.422	29.363	25.564	200.0	6	1:27.458	34.795	28.163	24.500	241.1	15:03.139	
	3	1:29.070	35.478	28.548	25.044	236.3	7	1:26.064	33.631	28.114	24.319	242.2	16:29.203	
	4	1:27.338	34.109	28.531	24.698	240.5	8	1:26.395	33.809	28.110	24.476	243.2	17:55.598	
	5	1:25.522	33.495	28.002	24.025	242.7	9	1:28.724	35.465	28.673	24.586	242.7	19:24.322	
	6	1:24.989	33.344	27.756	23.889	243.2	10	1:42.316	B 33.914	28.189	40.213	242.7	21:06.638	
	7	1:24.957	33.266	27.809	23.882	246.0								
	8	1:25.276	33.382	27.900	24.104	243.2								
	9	1:33.643	B 33.303	27.917	32.423	241.6								
26	Yuanpu CUI CHN							1	8:57.235	7:46.612	43.944	26.679	77.5	8:57.235
	Double R Dallara 326							2	1:33.849	37.270	30.475	26.104	223.1	10:31.084
	1	8:57.235	7:46.612	43.944	26.679	77.5	3	1:28.955	35.960	28.658	24.337	235.8	12:00.039	
	2	1:33.849	37.270	30.475	26.104	223.1	4	1:25.915	33.894	28.060	23.961	241.6	13:25.954	
	3	1:28.955	35.960	28.658	24.337	235.8	5	1:25.270	33.348	27.927	23.995	243.8	14:51.224	
	4	1:25.915	33.894	28.060	23.961	241.6	6	1:32.060	38.769	29.007	24.284	226.9	16:23.284	
	5	1:25.270	33.348	27.927	23.995	243.8	7	1:25.455	33.336	28.091	24.028	243.2	17:48.739	
	6	1:32.060	38.769	29.007	24.284	226.9	8	1:25.472	33.375	28.068	24.029	242.7	19:14.211	
	7	1:25.455	33.336	28.091	24.028	243.2	9	1:35.022	B 33.421	28.187	33.414	243.8	20:49.233	
	8	1:25.472	33.375	28.068	24.029	242.7								
	9	1:35.022	B 33.421	28.187	33.414	243.8								
27	Heitor DALL'AGNOL BRA							1	1:53.554	54.462	32.287	26.805	69.2	1:53.554
	Palou Motorsport Dallara 326							2	1:29.461	35.833	29.129	24.499	210.9	3:23.015
	1	1:53.554	54.462	32.287	26.805	69.2	3	1:26.331	33.702	28.184	24.445	242.7	4:49.346	
	2	1:29.461	35.833	29.129	24.499	210.9	4	1:33.398	B 33.606	28.053	31.739	243.8	6:22.744	
	3	1:26.331	33.702	28.184	24.445	242.7	5	4:55.741	3:58.148	31.971	25.622	87.4	11:18.485	
	4	1:33.398	B 33.606	28.053	31.739	243.8	6	1:29.310	35.852	28.997	24.461	216.0	12:47.795	
	5	4:55.741	3:58.148	31.971	25.622	87.4	7	1:25.240	33.474	27.966	23.800	244.3	14:13.035	
	6	1:29.310	35.852	28.997	24.461	216.0	8	1:24.968	33.100	27.773	24.095	246.0	15:38.003	
	7	1:25.240	33.474	27.966	23.800	244.3	9	1:24.844	33.116	27.854	23.874	246.0	17:02.847	
	8	1:24.968	33.100	27.773	24.095	246.0	10	1:44.242	B 33.424	36.278	34.540	248.3	18:47.089	
	9	1:24.844	33.116	27.854	23.874	246.0								
	10	1:44.242	B 33.424	36.278	34.540									


**E3
SWC - R2 JARAMA
Qualifying 2**
Sector Analysis

— Invalidated Lap ■ Personal Best ■ Session Best **B** Crossing the pit lane

Lap	Time	Sector 1	Sector 2	Sector 3	T.Sp	Elapsed	Lap	Time	Sector 1	Sector 2	Sector 3	T.Sp	Elapsed	
31	Renzo BARBUY ARG							3	1:25.712	33.642	28.098	23.972	244.3	5:15.006
	TC Racing Dallara 326							4	1:33.594 B	33.441	28.263	31.890	246.6	6:48.600
	1	7:32.119	6:30.907	34.177	27.035	87.9	5	5:07.625	4:10.714	30.906	26.005	89.8	11:56.225	
	2	1:36.531	39.176	31.229	26.126	185.2	6	1:27.730	34.867	28.514	24.349	241.6	13:23.955	
	3	1:30.625	35.125	30.813	24.687	220.0	7	1:25.856	33.532	28.061	24.263	248.3	14:49.811	
	4	1:26.538	33.843	28.278	24.417	242.2	8	1:24.790	32.999	27.811	23.980	246.6	16:14.601	
	5	1:27.018	34.250	28.436	24.332	243.2	9	1:24.878	33.170	27.742	23.966	247.1	17:39.479	
	6	1:26.094	33.674	28.187	24.233	243.2	10	1:24.881	33.246	27.828	23.807	247.7	19:04.360	
	7	1:26.241	33.568	28.467	24.206	243.2	11	1:25.135	33.327	27.857	23.951	248.3	20:29.495	
	8	1:26.541	33.871	28.414	24.256	244.9								
	9	1:26.516	33.727	28.333	24.456	244.3								
	10	1:42.462 B	35.792	30.004	36.666	243.8								
33	Rafael PERARD FRA							1	1:48.176	51.023	31.684	25.469	81.1	1:48.176
	Palou Motorsport Dallara 326							2	1:28.365	35.184	28.858	24.323	216.9	3:16.541
	1	1:50.158	52.001	32.397	25.760	84.0	3	1:25.571	33.592	27.950	24.029	242.7	4:42.112	
	2	1:28.432	35.254	28.573	24.605	217.7	4	1:30.905 B	33.372	27.962	29.571	242.2	6:13.017	
	3	1:25.985	33.733	28.087	24.165	246.0	5	4:36.558	3:40.034	30.844	25.680	107.1	10:49.575	
	4	1:30.880 B	33.490	28.046	29.344	245.5	6	1:29.201	35.732	28.638	24.831	210.9	12:18.776	
	5	4:35.842	3:39.941	30.538	25.363	106.4	7	1:25.142	33.424	27.845	23.873	245.5	13:43.918	
	6	1:29.134	35.348	28.751	25.035	224.1	8	1:24.775	33.145	27.781	23.849	246.0	15:08.693	
	7	1:25.440	33.548	27.865	24.027	247.1	9	1:34.905	33.947	32.600	28.358	244.9	16:43.598	
	8	1:24.920	33.188	27.832	23.900	247.7	10	1:36.617 B	34.011	28.260	34.346	244.9	18:20.215	
	9	1:33.963	35.920	32.087	25.956	224.5								
	10	1:28.500	33.319	30.871	24.310	249.4								
	11	1:25.324	33.190	28.024	24.110	247.1								
	12	1:38.311 B	33.374	31.795	33.142	245.5								
37	Filippo FIORENTINO BRA							1	2:12.430	1:12.955	33.310	26.165	52.9	2:12.430
	Drivex Dallara 326							2	1:30.633	35.060	29.855	25.718	237.9	3:43.063
	1	2:09.382	1:09.839	33.761	25.782	65.1	3	1:26.358	33.904	28.194	24.260	241.6	5:09.421	
	2	1:28.335	35.579	28.371	24.385	223.6	4	1:32.880 B	33.697	28.249	30.934	241.6	6:42.301	
	3	1:32.961 B	34.623	28.127	30.211	244.9	5	4:52.807	3:53.071	32.967	26.769	86.5	11:35.108	
	4	5:46.489	4:48.130	33.040	25.319	94.2	6	1:35.851	36.948	32.936	25.967	221.8	13:10.959	
	5	1:28.143	34.693	29.169	24.281	225.0	7	1:25.532	33.654	27.965	23.913	243.8	14:36.491	
	6	1:25.124	33.355	27.804	23.965	246.6	8	1:25.275	33.234	28.273	23.768	243.2	16:01.766	
	7	1:25.431	33.359	27.782	24.290	248.3	9	1:26.766	33.271	28.057	25.438	243.2	17:28.532	
	8	1:25.786	33.398	28.365	24.023	247.1	10	1:32.983 B	33.488	28.240	31.255	244.9	19:01.515	
	9	1:35.844 B	33.408	27.965	34.471	247.1								
39	Santino PANETTA ARG							1	2:14.145	1:14.658	32.927	26.560	53.7	2:14.145
	Hitech Dallara 326							2	1:36.847 B	35.983	29.736	31.128	212.6	3:50.992
	1	8:45.382	7:43.846	33.980	27.556	63.0	3	3:29.730	2:29.878	33.436	26.416	95.2	7:20.722	
	2	1:31.610	36.682	29.532	25.396	235.3	4	1:30.267	36.526	28.872	24.869	212.6	8:50.989	
	3	1:29.578	34.828	28.621	26.129	241.6	5	1:27.913	34.196	28.016	25.701	241.1	10:18.902	
	4	1:26.257	33.381	28.041	24.835	244.3	6	1:29.790	33.552	28.636	27.602	242.2	11:48.692	
	5	1:25.801	33.565	27.802	24.434	246.0	7	1:25.447	33.497	27.924	24.026	243.2	13:14.139	
	6	1:24.932	33.353	27.779	23.800	246.0	8	1:25.652	33.462	28.101	24.089	242.7	14:39.791	
	7	1:26.885	33.283	28.953	24.649	246.6	9	1:27.990	33.417	28.391	26.182	243.2	16:07.781	
	8	1:25.028	33.240	27.905	23.883	245.5	10	1:32.555	35.795	31.442	25.318	243.8	17:40.336	
	9	1:33.209 B	33.497	27.940	31.772	244.3	11	1:26.154	33.734	28.147	24.273	243.2	19:06.490	
							12	1:34.129 B	33.746	28.363	32.020	242.7	20:40.619	
41	Alex POWELL USA							1	8:48.477	7:44.890	35.175	28.412	60.9	8:48.477
	Campos Racing Dallara 326							2	1:31.972	37.025	29.537	25.410	232.8	10:20.449
	1	2:16.868	1:19.559	31.427	25.882	57.4	3	1:30.456	34.745	28.482	27.229	241.6	11:50.905	
	2	1:32.426	36.122	30.830	25.474	225.0	4	1:25.314	33.528	27.812	23.974	244.3	13:16.219	
48	James EGOZI USA							1	1:48.176	51.023	31.684	25.469	81.1	1:48.176
	Palou Motorsport Dallara 326							2	1:28.365	35.184	28.858	24.323	216.9	3:16.541
	1	1:50.158	52.001	32.397	25.760	84.0	3	1:25.571	33.592	27.950	24.029	242.7	4:42.112	
	2	1:28.432	35.254	28.573	24.605	217.7	4	1:30.905 B	33.372	27.962	29.571	242.2	6:13.017	
	3	1:25.985	33.733	28.087	24.165	246.0	5	4:36.558	3:40.034	30.844	25.680	107.1	10:49.575	
	4	1:30.880 B	33.490	28.046	29.344	245.5	6	1:29.201	35.732	28.638	24.831	210.9	12:18.776	
	5	4:35.842	3:39.941	30.538	25.363	106.4	7	1:25.142	33.424	27.845	23.873	245.5	13:43.918	
	6	1:29.134	35.348	28.751	25.035	224.1	8	1:24.775	33.145	27.781	23.849	246.0	15:08.693	
	7	1:25.440	33.548	27.865	24.027	247.1	9	1:34.905	33.947	32.600	28.358	244.9	16:43.598	
	8	1:24.920	33.188	27.832	23.900	247.7	10	1:36.617 B	34.011	28.260	34.346	244.9	18:20.215	
	9	1:33.963	35.920	32.087	25.956	224.5								
	10	1:28.500	33.319	30.871	24.310	249.4								
	11	1:25.324	33.190	28.024	24.110	247.1								
	12	1:38.311 B	33.374	31.795	33.142	245.5								
74	Yani STEVENHEYDENS BEL							1	2:12.430	1:12.955	33.310	26.165	52.9	2:12.430
	GRS Dallara 326							2	1:30.633	35.060	29.855	25.718	237.9	3:43.063
	1	2:09.382	1:09.839	33.761	25.782	65.1	3	1:26.358	33.904	28.194	24.260	241.6	5:09.421	
	2	1:28.335	35.579	28.371	24.385	223.6	4	1:32.880 B	33.697	28.249	30.934	241.6	6:42.301	
	3	1:32.961 B	34.623	28.127	30.211	244.9	5	4:52.807	3:53.071	32.967	26.769	86.5	11:35.108	
	4	5:46.489	4:48.130	33.040	25.319	94.2	6	1:35.851	36.948	32.936	25.967	221.8	13:10.959	
	5	1:28.143	34.693	29.169	24.281	225.0	7	1:25.532	33.654	27.965	23.913	243.8	14:36.491	
	6	1:25.124	33.355	27.804	23.965	246.6	8	1:25.275	33.234	28.273	23.768	243.2	16:01.766	
	7	1:25.431	33.359	27.782	24.290	248.3	9	1:26.766	33.271	28.057	25.438	243.2	17:28.532	
	8	1:25.786	33.398	28.365	24.023	247.1	10	1:32.983 B	33.488	28.240	31.255	244.9	19:01.515	
	9	1:35.844 B	33.408	27.965	34.471	247.1								
77	Bart HARRISON GBR							1	2:14.145	1:14.658	32.927	26.560	53.7	2:14.145
	Double R Dallara 326							2	1:36.847 B	35.983	29.736	31.128	212.6	3:50.992
	1	8:45.382	7:43.846	33.980	27.556	63.0	3	3:29.730	2:29.878	33.436	26.416	95.2	7:20.722	
	2	1:31.610	36.682	29.532	25.396	235.3	4	1:30.267	36.526	28.872	24.869	212.6	8:50.989	
	3	1:29.578	34.828	28.621	26.129	241.6	5	1:27.913	34.196	28.016	25.701	241.1	10:18.902	
	4	1:26.257	33.381	28.041	24.835	244.3	6	1:29.790	33.552	28.636	27.602	242.2	11:48.692	



E3 SWC - R2 JARAMA Qualifying 2

Sector Analysis

— Invalidated Lap

■ Personal Best

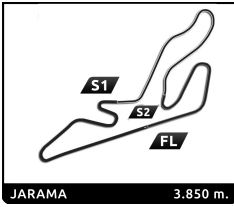
■ Session Best

B Crossing the pit lane

Lap	Time	Sector 1	Sector 2	Sector 3	T.Sp	Elapsed	Lap	Time	Sector 1	Sector 2	Sector 3	T.Sp	Elapsed
5	1:25.147	33.413	27.968	23.766	246.6	14:41.366							
6	1:25.247	33.182	27.829	24.236	245.5	16:06.613							
7	1:25.472	33.457	27.980	24.035	244.9	17:32.085							
8	1:25.254	33.328	27.899	24.027	244.9	18:57.339							
9	1:25.511	33.379	27.914	24.218	244.9	20:22.850							

91		Lorenzo CAMPOS		AGO		
Double R				Dallara 326		
1	5:24.805	4:20.287	36.811	27.707	86.5	5:24.805
2	1:38.227	37.995	35.085	25.147	201.5	7:03.032
3	1:29.218	36.080	28.847	24.291	223.1	8:32.250
4	1:26.865	34.097	28.350	24.418	237.9	9:59.115
5	1:26.604	34.404	28.054	24.146	238.9	11:25.719
6	1:25.641	33.455	28.154	24.032	240.5	12:51.360
7	1:30.104	34.198	31.588	24.318	241.6	14:21.464
8	1:26.770	33.500	29.011	24.259	242.2	15:48.234
9	1:25.756	33.566	28.210	23.980	242.2	17:13.990
10	1:26.135	33.641	28.178	24.316	242.7	18:40.125
11	1:37.625 B	33.847	31.332	32.446	240.0	20:17.750

99		René LAMMERS		NLD		
MP Motorsport				Dallara 326		
1	1:46.272	49.173	31.220	25.879	87.3	1:46.272
2	1:28.088	34.981	28.597	24.510	234.8	3:14.360
3	1:35.566 B	33.752	28.129	33.685	240.5	4:49.926
4	5:59.029	5:02.226	30.951	25.852	99.5	10:48.955
5	1:29.066	35.631	28.646	24.789	218.2	12:18.021
6	1:25.003	33.397	27.847	23.759	240.5	13:43.024
7	1:24.382	32.978	27.790	23.614	242.2	15:07.406
8	1:24.730	33.020	27.904	23.806	243.2	16:32.136
9	1:39.995 B	33.147	31.539	35.309	244.3	18:12.131



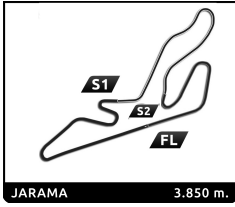
E3
SWC - R2 JARAMA
Qualifying 2

Provisional Race Director Report

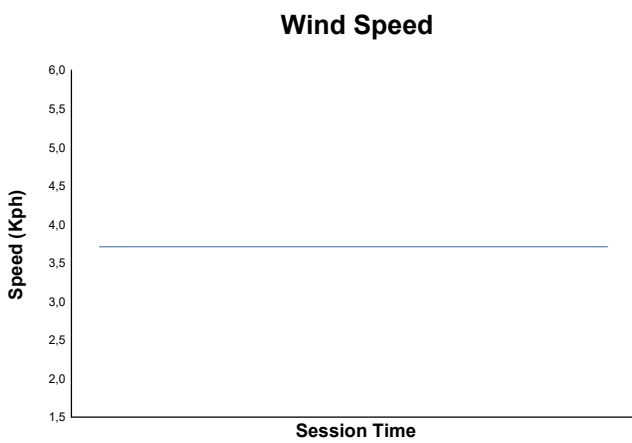
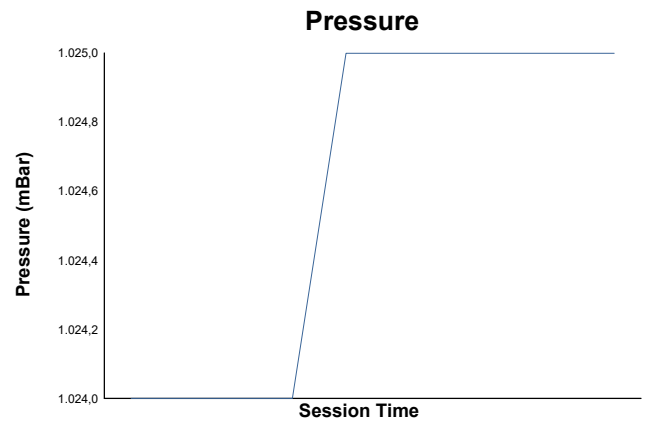
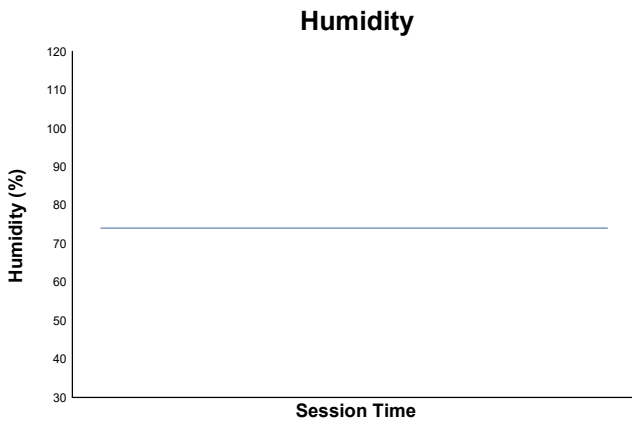
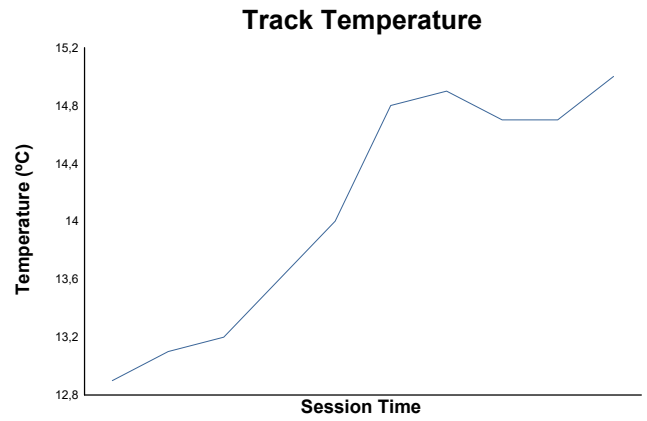
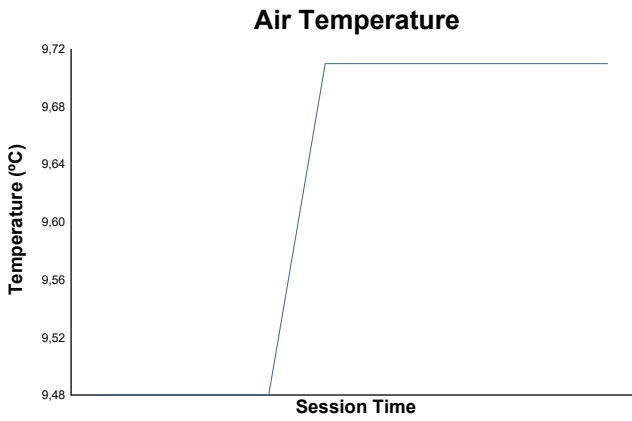
Hour	Flag	Message
10:28:00		FAST LANE OPEN
10:30:00		PIT LANE OPEN
10:50:15		CHEQUERED FLAG
10:52:11		CARS & DRIVERS #14 #99 #7 #48 PROCEED TO THE SCRUTINEERING BAY IMMEDIATELY AFTER SESSION
10:52:38		APERTURA PIT LANE A LAS 11:00

Published at: ...10:50.....

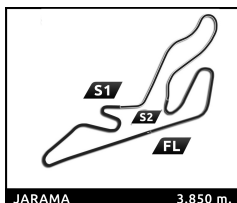
<p>Race Director: Luis GONZÁLEZ</p> 	<p>Timekeeper: Alberto ESTÉBANEZ</p> 
--	---



SWC - R2 JARAMA
E3
Qualifying 2
Weather Report



Track Status: **DRY**



E3

SWC - R2 JARAMA

Race 2 (30 Minutes +1 Lap)





Final Starting Grid

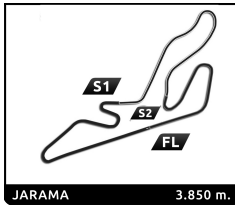
1:26.131 Gianni GIOVANELLI	GRS	29	- 14 -	91	Double R	1:25.641 Lorenzo CAMPOS
1:26.064 Benjamin BECKLEY	Tecnicar by Amtog	20	- 13 -	31	TC Racing	1:26.094 Renzo BARBUY
1:25.775 Stylianios KOLOVOS	Drivex	6	- 12 -	9	Campos Racing	1:25.972 Thomas STRAUVEN
1:25.467 Patrick HEUZENROEDER	Campos Racing	5	- 11 -	16	Palou Motorsport	1:25.607 Bianca BUSTAMANTE
1:25.334 Alceu FELDMANN	MP Motorsport	17	- 10 -	77	Double R	1:25.447 Bart HARRISON
1:25.275 Yani STEVENHEYDENS	GRS	74	- 9 -	11	TC Racing	1:25.320 Luca VIISOREANU
1:25.251 Enzo TARNVANICHKUL	Campos Racing	10	- 8 -	26	Double R	1:25.270 Yuanpu CUI
1:25.147 Genaro TRAPPA	Hitech	84	- 7 -	12	MP Motorsport	1:25.187 Gianmarco PRADEL
1:25.054 Kacper SZTUKA	Tecnicar by Amtog	2	- 6 -	37	Drivex	1:25.124 Filippo FIORENTINO
1:24.957 Stefan BOSTANDJIEV	Hitech	23	- 5 -	4	MP Motorsport	1:25.008 Ean EYCKMANS
1:24.932 Santino PANETTA	Hitech	39	- 4 -	7	Drivex	1:24.709 Chistopher EL FEGHALI
1:24.844 Heitor DALL'AGNOL	Palou Motorsport	27	- 3 -	33	Palou Motorsport	1:24.920 Rafael PERARD
1:24.775 James EGOZI	Palou Motorsport	48	- 2 -	41	Campos Racing	1:24.790 Alex POWELL
1:24.311 Keanu AL AZHARI	Hitech	14	- 1 -	99	MP Motorsport	1:24.382 René LAMMERS

Pole

CAR #91 - DROP OF 5 GRID POSITIONS - STEWARDS DECISION N°10
CAR #7 - DROP OF 5 GRID POSITIONS - STEWARDS DECISION N°16

Published at:12:30.....

 Mr. Pedro Vilches Chair of the Stewards	 Mr. Juan Font Steward	 Mrs. Yolanda González López Steward	Timekeeper: Alberto ESTÉBANEZ	
---	---	---	---	---



E3

SWC - R2 JARAMA

Race 2 (30 Minutes + 1 Lap)

Final Classification

No	Driver	Nat	Team	Car	Cl.	Laps	Total Time	Gap	Kph	Best Lap		
										Lap	Time	Kph
1	48 James EGOZI	USA	Palou Motorsport	Dallara 326		18	32:02.154	-	129.8	2	1:26.360	160.5
2	33 Rafael PERARD	FRA	Palou Motorsport	Dallara 326	R	18	32:02.778	+0.624	129.7	18	1:26.524	160.2
3	10 Enzo TARNVANICHKUL	THA	Campos Racing	Dallara 326		18	32:03.618	+1.464	129.7	2	1:26.403	160.4
4	84 Genaro TRAPPA	ARG	Hitech	Dallara 326	R	18	32:03.970	+1.816	129.7	18	1:26.855	159.6
5	14 Keanu AL AZHARI	ARE	Hitech	Dallara 326		18	32:04.041	+1.887	129.7	18	1:26.592	160.1
6	41 Alex POWELL	USA	Campos Racing	Dallara 326	R	18	32:05.515	+3.361	129.6	18	1:26.212	160.8
7	5 Patrick HEUZENROEDER	AUS	Campos Racing	Dallara 326		18	32:05.527	+3.373	129.6	18	1:27.000	159.3
8	9 Thomas STRAUVEN	BEL	Campos Racing	Dallara 326	R	18	32:06.842	+4.688	129.5	18	1:27.324	158.7
9	74 Yani STEVENHEYDENS	BEL	GRS	Dallara 326		18	32:07.360	+5.206	129.4	18	1:27.453	158.5
10	26 Yuanpu CUI	CHN	Double R	Dallara 326		18	32:07.914	+5.760	129.4	18	1:27.384	158.6
11	39 Santino PANETTA	ARG	Hitech	Dallara 326	R	18	32:08.235	+6.081	129.4	2	1:26.415	160.4
12	17 Alceu FELDMANN	BRA	MP Motorsport	Dallara 326		18	32:08.816	+6.662	129.3	18	1:27.789	157.9
13	31 Renzo BARBUY	ARG	TC Racing	Dallara 326	R	18	32:09.220	+7.066	129.3	18	1:27.214	158.9
14	27 Heitor DALL'AGNOL	BRA	Palou Motorsport	Dallara 326	R	18	32:09.522	+7.368	129.3	2	1:26.671	159.9
15	16 Bianca BUSTAMANTE	PHL	Palou Motorsport	Dallara 326		18	32:10.298	+8.144	129.2	18	1:28.355	156.9
16	11 Luca VIISOREANU	ROU	TC Racing	Dallara 326	R	18	32:10.697	+8.543	129.2	2	1:27.779	157.9
17	99 René LAMMERS	NLD	MP Motorsport	Dallara 326	R	18	32:11.110	+8.956	129.2	2	1:26.109	161.0
18	6 Stylianos KOLOVOS	GRC	Drivex	Dallara 326	R	18	32:11.980	+9.826	129.1	2	1:27.958	157.6
19	77 Bart HARRISON	GBR	Double R	Dallara 326	R	18	32:14.832	+12.678	128.9	18	1:26.878	159.5
20	37 Filippo FIORENTINO	BRA	Drivex	Dallara 326	R	18	32:15.763	+13.609	128.9	18	1:26.901	159.5
21	12 Gianmarco PRADEL	AUS	MP Motorsport	Dallara 326		18	32:16.266	+14.112	128.8	2	1:26.663	159.9
22	23 Stefan BOSTANDJIEV	BGR	Hitech	Dallara 326		18	32:17.657	+15.503	128.8	18	1:27.587	158.2
23	29 Gianni GIOVANELLI	ARG	GRS	Dallara 326	R	18	32:21.861	+19.707	128.5	18	1:28.746	156.2
24	2 Kacper SZTUKA	POL	Tecnicar by Amtog	Dallara 326		17	32:14.317	1 Lap	121.8	17	1:26.194	160.8
25	7 Christopher EL FEGHALI	LBN	Drivex	Dallara 326	R	13	23:20.286	5 Laps	128.7	2	1:27.504	158.4
Not classified												
91	Lorenzo CAMPOS	AGO	Double R	Dallara 326	R	9	16:06.669			6	1:28.452	156.7
20	Benjamin BECKLEY	CRI	Tecnicar by Amtog	Dallara 326	R	6	10:11.844			6	1:28.577	156.5
4	Ean EYCKMANS	BEL	MP Motorsport	Dallara 326	R	2	2:57.261			2	1:26.668	159.9

Pole Position:

Keanu AL AZHARI

1:24.311

164.4 Kph

Fastest Lap:

Lap2

René LAMMERS





1:26.109

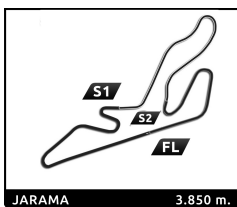
161.0 Kph

CAR #29 - TIME PENALTY OF 10 SECONDS - STEWARDS DECISION N°18
 CAR #77 - TIME PENALTY OF 10 SECONDS - STEWARDS DECISION N°19
 CAR #37 - TIME PENALTY OF 10 SECONDS - STEWARDS DECISION N°20
 CAR #23 - TIME PENALTY OF 10 SECONDS - STEWARDS DECISION N°21
 CAR #99 - TIME PENALTY OF 10 SECONDS - STEWARDS DECISION N°23
 CAR #41 - TIME PENALTY OF 5 SECONDS - STEWARDS DECISION N°24
 CAR #12 - TIME PENALTY OF 10 SECONDS - STEWARDS DECISION N°25
 CAR #91 - DROP OF 5 GRID POSITIONS IN THE NEXT RACE DRIVER PARTICIPATES - STEWARDS DECISION N°26

Published at:19:15.....

 Track Status: **DRY**

 Mr. Pedro Vilches Chair of the Stewards	 Mr. Juan Font Steward	 Mrs. Yolanda González López Steward	Timekeeper: Alberto ESTÉBANEZ 
---	---	---	--



E3

SWC - R2 JARAMA

Race 2 (30 Minutes + 1 Lap)





Final Classification by Class

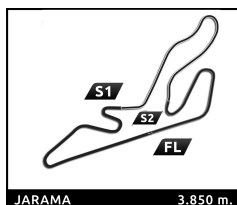
No	Driver	Nat	Team	Car	Laps	Total Time	Gap	Kph	Best Lap			
									Lap	Time	Kph	
R												
1	33 Rafael PERARD	FRA	Palou Motorsport	Dallara 326	18	32:02.778		129.7	18	1:26.524	160.2	
2	84 Genaro TRAPPA	ARG	Hitech	Dallara 326	18	32:03.970	+1.192	129.7	18	1:26.855	159.6	
3	41 Alex POWELL	USA	Campos Racing	Dallara 326	18	32:05.515	+2.737	129.6	18	1:26.212	160.8	
4	9 Thomas STRAUVEN	BEL	Campos Racing	Dallara 326	18	32:06.842	+4.064	129.5	18	1:27.324	158.7	
5	39 Santino PANETTA	ARG	Hitech	Dallara 326	18	32:08.235	+5.457	129.4	2	1:26.415	160.4	
6	31 Renzo BARBUY	ARG	TC Racing	Dallara 326	18	32:09.220	+6.442	129.3	18	1:27.214	158.9	
7	27 Heitor DALL'AGNOL	BRA	Palou Motorsport	Dallara 326	18	32:09.522	+6.744	129.3	2	1:26.671	159.9	
8	11 Luca VIISOREANU	ROU	TC Racing	Dallara 326	18	32:10.697	+7.919	129.2	2	1:27.779	157.9	
9	99 René LAMMERS	NLD	MP Motorsport	Dallara 326	18	32:11.110	+8.332	129.2	2	1:26.109	161.0	
10	6 Stylianos KOLOYOS	GRC	Drivex	Dallara 326	18	32:11.980	+9.202	129.1	2	1:27.958	157.6	
11	77 Bart HARRISON	GBR	Double R	Dallara 326	18	32:14.832	+12.054	128.9	18	1:26.878	159.5	
12	37 Filippo FIORENTINO	BRA	Drivex	Dallara 326	18	32:15.763	+12.985	128.9	18	1:26.901	159.5	
13	29 Gianni GIOVANELLI	ARG	GRS	Dallara 326	18	32:21.861	+19.083	128.5	18	1:28.746	156.2	
14	7 Christopher EL FEGHALI	LBN	Drivex	Dallara 326	13	23:20.286	5 Laps	128.7	2	1:27.504	158.4	
Not classified												
91	Lorenzo CAMPOS	AGO	Double R	Dallara 326	9	16:06.669	9 Laps		6	1:28.452	156.7	
20	Benjamin BECKLEY	CRI	Tecnicar by Amtog	Dallara 326	6	10:11.844	12 Laps		6	1:28.577	156.5	
4	Ean EYCKMANS	BEL	MP Motorsport	Dallara 326	2	2:57.261	16 Laps		2	1:26.668	159.9	

CAR #29 - TIME PENALTY OF 10 SECONDS - STEWARDS DECISION N°18
 CAR #77 - TIME PENALTY OF 10 SECONDS - STEWARDS DECISION N°19
 CAR #37 - TIME PENALTY OF 10 SECONDS - STEWARDS DECISION N°20
 CAR #23 - TIME PENALTY OF 10 SECONDS - STEWARDS DECISION N°21
 CAR #99 - TIME PENALTY OF 10 SECONDS - STEWARDS DECISION N°23
 CAR #41 - TIME PENALTY OF 5 SECONDS - STEWARDS DECISION N°24
 CAR #12 - TIME PENALTY OF 10 SECONDS - STEWARDS DECISION N°25
 CAR #91 - DROP OF 5 GRID POSITIONS IN THE NEXT RACE DRIVER PARTICIPATES - STEWARDS DECISION N°26

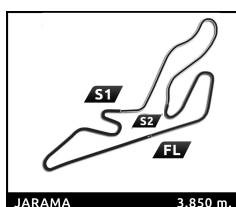
Published at:19:15.....

Track Status: **DRY**

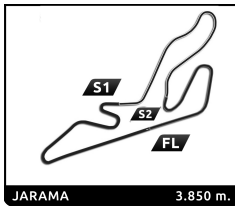
 Mr. Pedro Vilches Chair of the Stewards	 Mr. Juan Font Steward	 Mrs. Yolanda González López Steward	Timekeeper: Alberto ESTÉBANEZ	
---	---	---	---	---


E3
SWC - R2 JARAMA
Race 2
Best Sector Times

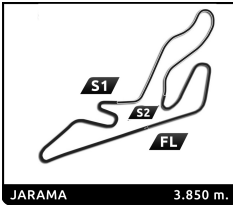
Sector 1			Sector 2			Sector 3			Ideal Lap	Best Lap
Pos	No Driver	Time	No Driver	Time	No Driver	Time	Pos	No Driver		
1	99 R.LAMMERS	33.607	41 A.POWELL	27.976	39 S.PANETTA	24.118	1	99 R.LAMMERS	1:25.803	1:26.109 (1)
2	2 K.SZTUKA	33.640	99 R.LAMMERS	28.016	99 R.LAMMERS	24.180	2	41 A.POWELL	1:25.878	1:26.212 (3)
3	41 A.POWELL	33.644	84 G.TRAPPA	28.086	2 K.SZTUKA	24.203	3	2 K.SZTUKA	1:26.066	1:26.194 (2)
4	27 H.DALL'AGNOL	33.690	48 J.EGOZI	28.140	41 A.POWELL	24.258	4	48 J.EGOZI	1:26.206	1:26.360 (4)
5	48 J.EGOZI	33.759	10 E.TARNVANICHKUL	28.174	84 G.TRAPPA	24.301	5	39 S.PANETTA	1:26.311	1:26.415 (6)
6	10 E.TARNVANICHKUL	33.817	77 B.HARRISON	28.205	48 J.EGOZI	24.307	6	84 G.TRAPPA	1:26.323	1:26.855 (12)
7	12 G.PRADEL	33.836	14 K.AL AZHARI	28.209	12 G.PRADEL	24.326	7	10 E.TARNVANICHKUL	1:26.363	1:26.403 (5)
8	7 C.EL FEGHALI	33.849	2 K.SZTUKA	28.223	27 H.DALL'AGNOL	24.345	8	27 H.DALL'AGNOL	1:26.400	1:26.671 (11)
9	4 E.EYCKMANS	33.890	39 S.PANETTA	28.242	33 R.PERARD	24.345	9	12 G.PRADEL	1:26.492	1:26.663 (9)
10	33 R.PERARD	33.935	33 R.PERARD	28.244	10 E.TARNVANICHKUL	24.372	10	33 R.PERARD	1:26.524	1:26.524 (7)
11	84 G.TRAPPA	33.936	37 F.FIORENTINO	28.306	14 K.AL AZHARI	24.389	11	14 K.AL AZHARI	1:26.592	1:26.592 (8)
12	39 S.PANETTA	33.951	7 C.EL FEGHALI	28.317	37 F.FIORENTINO	24.391	12	7 C.EL FEGHALI	1:26.632	1:27.504 (20)
13	14 K.AL AZHARI	33.994	4 E.EYCKMANS	28.327	4 E.EYCKMANS	24.451	13	4 E.EYCKMANS	1:26.668	1:26.668 (10)
14	17 A.FELDMANN	34.029	12 G.PRADEL	28.330	7 C.EL FEGHALI	24.466	14	37 F.FIORENTINO	1:26.805	1:26.901 (14)
15	77 B.HARRISON	34.057	27 H.DALL'AGNOL	28.365	5 P.HEUZENROEDER	24.485	15	77 B.HARRISON	1:26.878	1:26.878 (13)
16	5 P.HEUZENROEDER	34.063	5 P.HEUZENROEDER	28.392	26 Y.CUI	24.490	16	5 P.HEUZENROEDER	1:26.940	1:27.000 (15)
17	37 F.FIORENTINO	34.108	9 T.STRAUVEN	28.478	11 L.VIISOREANU	24.510	17	31 R.BARBUY	1:27.214	1:27.214 (16)
18	23 S.BOSTANDJIEV	34.108	31 R.BARBUY	28.485	23 S.BOSTANDJIEV	24.539	18	26 Y.CUI	1:27.222	1:27.384 (18)
19	31 R.BARBUY	34.146	6 S.KOLOVOS	28.514	16 B.BUSTAMANTE	24.546	19	17 A.FELDMANN	1:27.227	1:27.789 (23)
20	74 Y.STEVENHEYDENS	34.188	17 A.FELDMANN	28.531	31 R.BARBUY	24.583	20	9 T.STRAUVEN	1:27.304	1:27.324 (17)
21	11 L.VIISOREANU	34.190	26 Y.CUI	28.541	9 T.STRAUVEN	24.590	21	11 L.VIISOREANU	1:27.387	1:27.779 (22)
22	26 Y.CUI	34.191	74 Y.STEVENHEYDENS	28.637	77 B.HARRISON	24.616	22	23 S.BOSTANDJIEV	1:27.417	1:27.587 (21)
23	91 L.CAMPOS	34.200	16 B.BUSTAMANTE	28.682	74 Y.STEVENHEYDENS	24.625	23	74 Y.STEVENHEYDENS	1:27.450	1:27.453 (19)
24	9 T.STRAUVEN	34.236	11 L.VIISOREANU	28.687	91 L.CAMPOS	24.661	24	91 L.CAMPOS	1:27.579	1:28.452 (26)
25	6 S.KOLOVOS	34.298	91 L.CAMPOS	28.718	17 A.FELDMANN	24.667	25	16 B.BUSTAMANTE	1:27.597	1:28.355 (25)
26	29 G.GIOVANELLI	34.339	23 S.BOSTANDJIEV	28.770	6 S.KOLOVOS	24.884	26	6 S.KOLOVOS	1:27.696	1:27.958 (24)
27	20 B.BECKLEY	34.357	29 G.GIOVANELLI	28.790	29 G.GIOVANELLI	25.013	27	29 G.GIOVANELLI	1:28.142	1:28.746 (28)
28	16 B.BUSTAMANTE	34.369	20 B.BECKLEY	28.858	20 B.BECKLEY	25.030	28	20 B.BECKLEY	1:28.245	1:28.577 (27)


E3
SWC - R2 JARAMA
Race 2
Best Top Speed

No Driver	Team	Class	Top 1		Top 2		Top 3		Top 4		Top 5		Avg
			Kph	Lap	Kph	Lap	Kph	Lap	Kph	Lap	Kph	Lap	
23	Stefan BOSTANDJIEV	Hitech	260.9	18	259.6	14	256.5	3	255.3	6	254.7	17	257,4
11	Luca VIISOREANU	TC Racing	259.6	18	257.8	14	257.8	2	255.9	10	255.9	7	257,4
31	Renzo BARBUY	TC Racing	258.4	17	256.5	7	256.5	2	255.9	18	255.9	6	256,6
5	Patrick HEUZENROEDER	Campos Racing	257.1	2	255.3	17	252.3	3	251.7	14	251.7	10	253,6
9	Thomas STRAUVEN	Campos Racing	257.1	14	256.5	7	255.9	2	252.3	10	251.2	18	254,6
26	Yuanpu CUI	Double R	256.5	7	255.9	3	254.7	18	251.7	17	251.7	6	254,1
77	Bart HARRISON	Double R	256.5	2	254.1	10	253.5	7	251.7	3	251.2	6	253,4
91	Lorenzo CAMPOS	Double R	256.5	6	256.5	7	254.7	2	252.9	3	145.0	8	233,1
10	Enzo TARNVANICHKUL	Campos Racing	255.9	7	254.1	18	253.5	14	253.5	3	250.0	2	253,4
14	Keanu AL AZHARI	Hitech	255.9	10	255.9	14	253.3	17	253.3	3	254.7	13	255,4
29	Gianni GIOVANELLI	GRS	255.9	18	255.3	14	253.5	2	252.9	6	252.9	3	254,1
12	Gianmarco PRADEL	MP Motorsport	255.3	17	254.1	7	253.5	14	252.9	18	250.6	2	253,3
7	Chistopher EL FEGHALI	Drivex	254.7	3	252.3	6	251.7	7	249.4	10	244.9	13	250,6
17	Alceu FELDMANN	MP Motorsport	254.7	2	251.7	3	251.2	14	251.2	6	250.0	13	251,8
27	Heitor DALL'AGNOL	Palou Motorsport	254.7	14	253.5	7	251.7	17	247.7	3	246.6	10	250,8
37	Filippo FIORENTINO	Drivex	254.7	14	254.7	18	254.1	7	254.1	3	253.5	2	254,2
74	Yani STEVENHEYDENS	GRS	254.1	17	253.5	6	253.5	3	252.9	18	252.9	14	253,4
84	Genaro TRAPPA	Hitech	254.1	2	254.1	18	253.5	10	252.9	14	252.3	7	253,4
16	Bianca BUSTAMANTE	Palou Motorsport	253.5	6	252.9	17	252.9	14	252.3	7	251.7	18	252,7
20	Benjamin BECKLEY	Tecnicar by Amtog	253.5	6	252.9	2	252.9	3	149.8	5	130.3	4	207,9
39	Santino PANETTA	Hitech	252.3	7	252.3	17	251.7	3	251.2	14	250.6	18	251,6
33	Rafael PERARD	Palou Motorsport	251.7	3	251.7	18	251.2	7	251.2	2	250.6	6	251,3
41	Alex POWELL	Campos Racing	251.2	7	247.7	2	247.1	3	244.9	6	244.3	10	247,0
2	Kacper SZTUKA	Tecnicar by Amtog	250.6	2	249.4	6	248.8	3	248.3	17	244.9	13	248,4
6	Stylianios KOLOVOS	Drivex	250.0	7	249.4	3	247.7	2	246.6	18	246.6	17	248,1
48	James EGOZI	Palou Motorsport	247.7	18	246.6	7	246.0	2	245.5	14	245.5	3	246,3
99	René LAMMERS	MP Motorsport	245.5	18	243.8	14	243.2	17	240.5	3	239.5	13	242,5
4	Ean EYCKMANS	MP Motorsport	244.3	2									244,3


E3
SWC - R2 JARAMA
Race 2
Lap Chart

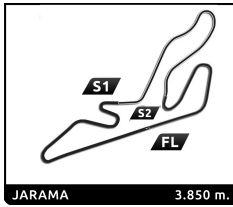
No	Pos	Grid	Lap																	
			1	2	3	4	5	6	7	8	9	10	11	12	13	14	15	16	17	18
14	1	14	99	99	99	99	99	99	99	99	99	99	99	99	99	99	99	99	99	99
99	2	99	48	48	48	48	48	48	41	41	41	99	99	99	99	99	99	99	99	99
48	3	48	41	41	41	41	41	41	48	48	48	48	48	48	48	48	48	48	48	48
41	4	41	27	27	27	27	27	39	27	33	33	33	33	33	33	33	33	33	33	33
27	5	27	33	33	39	39	39	27	33	7	7	7	7	7	7	10	10	10	10	10
33	6	33	7	39	7	7	7	7	7	10	10	10	10	10	10	37	37	37	84	84
39	7	39	39	7	33	33	33	33	10	12	12	37	37	37	37	84	84	84	14	14
7	8	7	2	2	10	10	10	10	12	37	37	84	84	84	77	77	77	77	77	77
23	9	23	4	4	12	12	12	12	37	84	84	12	12	12	84	14	14	14	5	5
4	10	4	10	10	84	84	84	84	84	27	77	77	77	77	14	12	12	12	37	37
2	11	2	12	12	37	37	37	37	77	77	26	14	14	14	12	5	5	5	12	12
37	12	37	37	84	77	77	77	26	26	5	26	26	26	5	9	9	9	9	9	9
84	13	84	84	37	26	26	26	26	5	5	9	5	5	5	26	26	26	26	74	74
12	14	12	77	77	5	5	5	5	9	9	11	9	9	9	9	74	74	74	23	23
10	15	10	26	26	11	11	11	9	11	11	14	11	11	11	11	17	17	17	26	26
26	16	26	5	5	9	9	9	11	14	14	74	74	74	74	23	23	23	17	39	39
74	17	74	11	11	17	17	17	74	74	74	17	17	17	17	17	16	16	16	39	17
11	18	11	9	9	74	74	74	14	17	17	23	23	23	23	16	27	27	27	16	31
17	19	17	17	17	23	23	23	17	23	23	16	16	16	16	23	39	39	39	31	27
77	20	77	74	74	14	14	14	23	31	31	29	29	29	27	31	31	31	27	16	16
5	21	5	23	23	31	31	31	31	91	91	91	6	6	6	39	11	29	29	11	11
16	22	16	16	14	91	91	91	91	16	16	6	39	39	39	29	29	6	6	29	29
6	23	6	91	31	16	16	16	16	29	29	39	27	27	27	31	6	11	11	6	6
9	24	9	14	91	29	29	29	29	6	6	27	31	31	31	6	2	2	2	2	2
20	25	20	31	16	20	20	20	20	39	39	31	2	2	2	2	2	2	2	2	2
31	26	31	29	29	6	6	6	6	2	2	2	2	2	2	2	2	2	2	2	2
29	27	29	20	20	2	2	2	2	2	2	2	2	2	2	2	2	2	2	2	2
91	28	91	6	6	6	6	6	6	6	6	6	6	6	6	6	6	6	6	6	6



E3
SWC - R2 JARAMA
Race 2

Fastest Lap Sequence

Elapsed	No Driver	Team	Car	Class	Time	Kph	Lap
2:52.637	99 René LAMMERS	MP Motorsport	Dallara 326	R	1:26.109	161.0	2

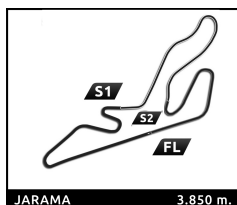


E3 SWC - R2 JARAMA Race 2

Analysis by lap

 Lapped ■

No	Lap Time	Gap	No	Lap Time	Gap	No	Lap Time	Gap	No	Lap Time	Gap	No	Lap Time	Gap
Lap 1														
99	1:26.528	0.000	29	1:29.152	12.568	16	2:00.777	21.748	91	1:28.452	8.392	91	2:04.398	15.417
48	1:27.068	0.540	20	1:29.191	12.992	29	2:00.871	23.022	16	1:28.890	9.131	16	2:04.512	15.910
41	1:27.453	0.925	6	1:27.958	13.248	20	2:00.603	23.890	29	1:28.859	9.434	29	2:03.908	16.779
27	1:28.130	1.602	Lap 3			6	2:01.710	26.094	20	1:28.577	9.528	6	2:03.332	18.063
33	1:28.832	2.304	99	1:30.926	Lap 5			6	1:28.315	9.938	2	2:04.508	1 Lap	
7	1:28.920	2.392	48	1:30.629	0.494	99	2:11.941	2	1:27.992	1 Lap	39	2:11.967	37.702	
39	1:29.368	2.840	41	1:31.334	1.775	48	2:11.657	0.680	Lap 7			Lap 9		
2	1:30.053	3.525	27	1:32.511	3.749	41	2:10.613	0.763	99	1:33.050	99	2:19.984		
4	1:30.593	4.065	39	1:33.358	5.578	27	2:09.654	0.851	41	1:32.413	0.643	41	2:19.609	0.190
10	1:31.262	4.734	7	1:33.660	6.521	39	2:09.146	1.225	48	1:33.226	1.337	48	2:19.423	0.523
12	1:31.618	5.090	33	1:35.171	7.315	7	2:08.124	1.393	27	1:33.351	2.493	33	2:17.688	0.595
37	1:31.728	5.200	10	1:33.934	8.036	33	2:07.421	1.463	33	1:33.232	3.536	7	2:17.461	1.069
84	1:31.854	5.326	12	1:34.033	8.751	10	2:07.137	1.628	7	1:34.495	4.092	10	2:16.707	1.141
77	1:32.030	5.502	84	1:35.866	11.189	12	2:06.571	1.751	10	1:34.391	5.022	12	2:16.489	1.406
26	1:32.514	5.986	37	1:36.146	12.048	84	2:05.325	2.664	12	1:34.590	5.490	37	2:15.265	1.513
5	1:32.594	6.066	77	1:36.248	12.510	37	2:04.653	2.707	37	1:34.847	6.422	84	2:14.346	1.977
11	1:33.206	6.678	26	1:36.513	13.062	77	2:04.395	2.997	84	1:36.400	7.595	77	2:13.839	2.098
9	1:33.485	6.957	5	1:37.094	14.003	26	2:03.898	3.360	77	1:36.129	8.164	26	2:13.951	2.944
17	1:33.554	7.026	11	1:37.315	14.737	5	2:01.979	3.936	26	1:36.667	8.827	5	2:13.231	3.285
74	1:34.286	7.758	9	1:37.311	15.230	11	2:01.243	4.145	5	1:37.583	10.139	9	2:12.805	3.533
23	1:34.794	8.266	17	1:37.608	16.349	9	2:01.077	4.607	9	1:37.955	11.027	11	2:12.105	3.585
16	1:35.131	8.603	74	1:38.372	17.213	17	2:00.252	4.881	11	1:38.673	11.884	14	2:11.555	3.809
91	1:35.155	8.627	23	1:39.288	18.356	74	1:59.837	5.031	14	1:38.863	12.581	74	2:11.387	4.316
14	1:35.224	8.696	14	1:39.495	18.748	23	1:58.225	5.257	74	1:39.425	13.127	17	2:11.141	4.784
31	1:35.380	8.852	31	1:39.401	19.528	14	1:58.087	5.607	17	1:39.725	13.952	23	2:10.437	4.881
29	1:36.053	9.525	91	1:39.788	20.300	31	1:57.763	6.113	23	1:39.506	14.440	16	2:10.209	6.135
20	1:36.438	9.910	16	1:40.247	21.290	91	1:57.301	6.433	31	1:39.717	14.969	29	2:09.431	6.226
6	1:37.927	11.399	29	1:40.828	22.470	16	1:56.927	6.734	91	1:40.355	15.697	91	2:11.208	6.641
Lap 2			20	1:41.540	23.606	29	1:55.987	7.068	16	1:39.995	16.076	6	2:08.989	7.068
99	1:26.109		6	1:42.381	24.703	20	1:55.495	7.444	29	1:41.165	17.549	2	2:08.158	1 Lap
48	1:26.360	0.791	2	2:41.316	1:14.676	6	1:53.963	8.116	6	1:42.521	19.409	39	1:50.867	8.585
41	1:26.551	1.367	Lap 4			2	3:11.628	1 Lap	2	1:37.758	1 Lap	27	2:22.618	10.741
27	1:26.671	2.164	99	2:00.319	Lap 6			39	2:01.441	30.413	31	2:23.280	18.182	
33	1:26.875	3.070	48	2:00.789	0.964	99	1:26.493	Lap 8			Lap 10			
39	1:26.415	3.146	41	2:00.635	2.091	48	1:26.974	1.161	99	2:04.678	99	1:36.643		
7	1:27.504	3.787	27	1:59.708	3.138	41	1:27.010	1.280	41	2:04.600	0.565	99	1:37.299	0.466
2	1:26.870	4.286	39	1:58.761	4.020	39	1:27.290	2.022	48	2:04.425	1.084	48	1:37.421	1.111
4	1:26.668	4.624	7	1:59.008	5.210	27	1:27.834	2.192	33	2:04.033	2.891	33	1:38.258	2.020
10	1:26.403	5.028	33	1:58.987	5.983	7	1:27.747	2.647	7	2:04.178	3.592	7	1:38.476	2.712
12	1:26.663	5.644	10	1:58.715	6.432	33	1:28.384	3.354	10	2:04.074	4.418	10	1:39.208	3.516
84	1:27.032	6.249	12	1:58.689	7.121	10	1:28.546	3.681	12	2:04.089	4.901	37	1:40.037	4.717
37	1:27.737	6.828	84	1:58.410	9.280	12	1:28.692	3.950	37	2:04.488	6.232	84	1:40.638	5.782
77	1:27.795	7.188	37	1:58.266	9.995	84	1:28.074	4.245	84	2:04.698	7.615	12	1:41.656	6.229
26	1:27.598	7.475	77	1:58.352	10.543	37	1:28.411	4.625	27	2:10.292	8.107	77	1:41.694	6.959
5	1:27.878	7.835	26	1:58.660	11.403	77	1:28.581	5.085	77	2:04.757	8.243	14	1:40.950	7.926
11	1:27.779	8.348	5	2:00.214	13.898	26	1:28.343	5.210	26	2:04.828	8.977	26	1:42.353	8.464
9	1:27.997	8.845	11	2:00.425	14.843	5	1:28.163	5.606	5	2:04.577	10.038	5	1:43.057	9.509
17	1:28.750	9.667	9	2:00.560	15.471	9	1:28.008	6.122	9	2:04.363	10.712	9	1:43.366	10.066
74	1:28.118	9.767	17	2:00.540	16.570	11	1:28.609	6.261	11	2:04.258	11.464	11	1:43.938	10.690
23	1:27.837	9.994	74	2:00.241	17.135	74	1:28.214	6.752	14	2:04.335	12.238	74	1:43.715	11.198
14	1:27.592	10.179	23	2:00.936	18.973	14	1:27.654	6.768	74	2:04.464	12.913	17	1:44.009	11.960
31	1:28.310	11.053	14	2:01.032	19.461	17	1:28.889	7.277	17	2:04.353	13.627	23	1:45.459	13.507
91	1:28.920	11.438	31	2:01.082	20.291	23	1:29.220	7.984	23	2:04.666	14.428	16	1:44.805	14.107
16	1:29.475	11.969	91	2:01.092	21.073	31	1:28.682	8.302	31	2:04.595	14.886	29	1:45.568	14.961



E3

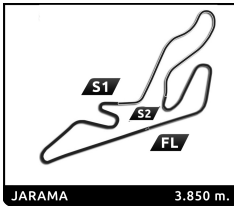
SWC - R2 JARAMA

Race 2

Analysis by lap

 Lapped ■

No	Lap Time	Gap	No	Lap Time	Gap	No	Lap Time	Gap	No	Lap Time	Gap	No	Lap Time	Gap
6	1:46.556	16.791	27	1:58.425	5.262	Lap 15			48	1:27.209	1.401			
39	1:45.616	17.368	31	1:58.137	5.632				33	1:27.652	1.951			
2	1:46.474	1 Lap	2	1:59.422	1 Lap	Lap 16			10	1:27.698	2.337			
27	1:44.959	18.867							84	1:27.874	2.812			
31	1:37.978	19.327	Lap 13			14	1:27.908	3.146						
Lap 11			41	1:26.399		77	1:28.626	3.651						
41	2:01.725		99	1:26.876	0.904	10	2:04.109	3.767	5	1:28.625	4.224			
99	2:02.019	0.760	48	1:27.323	1.629	37	2:03.698	4.201	37	1:29.780	4.559			
48	2:01.925	1.311	33	1:28.462	2.878	84	2:03.715	5.449	12	1:29.482	4.873			
33	2:02.103	2.398	7	1:28.462	3.042	77	2:03.742	5.780	9	1:29.479	5.215			
7	2:02.207	3.194	10	1:28.591	3.289	14	2:03.785	6.547	74	1:29.637	5.604			
10	2:01.898	3.689	37	1:28.990	3.820	12	2:03.692	6.942	23	1:29.351	5.767			
37	2:01.290	4.282	77	1:28.874	4.460	5	2:03.428	7.467	26	1:30.368	6.227			
84	2:01.428	5.485	84	1:29.324	4.582	9	2:03.641	8.123	17	1:30.640	6.724			
12	2:01.350	5.854	14	1:28.853	4.633	26	2:03.724	8.671	39	1:29.635	6.740			
77	2:01.141	6.375	12	1:29.670	5.072	74	2:03.968	9.441	16	1:30.848	7.640			
14	2:00.838	7.039	5	1:29.149	5.645	17	2:03.965	10.110	31	1:30.403	7.703			
26	2:00.757	7.496	26	1:30.419	6.452	23	2:02.372	10.804	27	1:30.996	7.890			
5	2:00.602	8.386	9	1:30.011	6.591	16	2:02.709	11.751	11	1:30.189	8.510			
9	2:00.560	8.901	11	1:29.987	6.721	27	2:02.208	12.787	29	1:31.035	8.812			
11	2:00.786	9.751	74	1:30.090	6.928	39	2:02.500	13.382	6	1:30.629	8.881			
74	2:01.133	10.606	17	1:30.300	7.315	31	2:02.528	13.775	2	1:31.210	1 Lap			
17	2:01.124	11.359	16	1:29.910	7.674	29	2:02.885	14.990	Lap 18					
23	2:01.077	12.859	23	1:30.782	7.928	6	2:02.653	16.016	41	1:26.212				
16	2:00.925	13.307	27	1:29.596	8.459	2	2:02.561	1 Lap	99	1:26.140	0.595			
29	2:00.922	14.158	39	1:29.971	8.643	11	2:13.487	25.519	48	1:26.450	1.639			
6	2:00.399	15.465	29	1:30.643	8.799	Lap 17			33	1:26.524	2.263			
39	2:00.774	16.417	31	1:29.694	8.927	41	2:10.489		10	1:26.978	3.103			
27	2:01.954	19.096	6	1:30.892	9.478	99	2:10.218	0.441	84	1:26.855	3.455			
31	2:02.152	19.754	2	1:30.981	1 Lap	48	2:09.656	0.544	14	1:26.592	3.526			
2	2:07.477	1 Lap	Lap 14			33	2:08.521	0.651	77	1:26.878	4.317			
Lap 12			41	1:37.115		10	2:07.713	0.991	5	1:27.000	5.012			
41	2:12.259		99	1:36.642	0.431	37	2:07.419	1.131	37	1:26.901	5.248			
99	2:11.926	0.427	48	1:36.694	1.208	84	2:06.330	1.290	12	1:27.090	5.751			
48	2:11.653	0.705	33	1:36.244	2.007	77	2:06.086	1.377	9	1:27.324	6.327			
33	2:10.676	0.815	10	1:36.587	2.761	14	2:05.532	1.590	74	1:27.453	6.845			
7	2:10.044	0.979	37	1:36.901	3.606	12	2:05.290	1.743	23	1:27.587	7.142			
10	2:09.667	1.097	84	1:37.370	4.837	5	2:04.973	1.951	26	1:27.384	7.399			
37	2:09.206	1.229	77	1:37.796	5.141	9	2:04.454	2.088	39	1:27.192	7.720			
84	2:08.431	1.657	14	1:38.347	5.865	26	2:04.029	2.211	17	1:27.789	8.301			
12	2:08.206	1.801	12	1:38.396	6.353	74	2:03.367	2.319	31	1:27.214	8.705			
77	2:07.869	1.985	5	1:38.612	7.142	17	2:02.815	2.436	27	1:27.329	9.007			
14	2:07.399	2.179	9	1:38.109	7.585	23	2:02.453	2.768	16	1:28.355	9.783			
26	2:07.195	2.432	26	1:38.713	8.050	16	2:01.882	3.144	11	1:27.884	10.182			
5	2:06.768	2.895	74	1:38.763	8.576	27	2:00.948	3.246	29	1:28.746	11.346			
9	2:06.337	2.979	17	1:39.048	9.248	39	2:00.564	3.457	6	1:28.796	11.465			
11	2:05.641	3.133	23	1:40.722	11.535	31	2:00.366	3.652	2	1:26.194	1 Lap			
74	2:04.890	3.237	16	1:41.586	12.145	29	1:59.628	4.129	Lap 17					
17	2:04.314	3.414	27	1:42.338	13.682	6	1:59.077	4.604	41	1:26.352				
23	2:02.945	3.545	39	1:42.457	13.985	11	1:49.643	4.673	99	1:26.578	0.667			
16	2:03.115	4.163	31	1:42.538	14.350	2	2:02.300	1 Lap	Lap 17					
29	2:02.656	4.555	11	1:45.529	15.135	Lap 17								
6	2:01.779	4.985	29	1:43.524	15.208	41	1:26.352							
39	2:00.913	5.071	6	1:44.103	16.466	99	1:26.578	0.667						
Lap 14			2	1:39.415	1 Lap	Lap 17								

















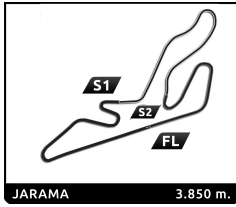
E3

SWC - R2 JARAMA

Race 2

Flag Analysis

Flag	Time
	GREEN FLAG 15:18:58.027
	YELLOW FLAG AT SECTOR 1 15:22:18.558
	SAFETY CAR 15:22:39.250
	GREEN FLAG 15:27:24.696
	YELLOW FLAG AT SECTOR 1 15:29:37.024
	SAFETY CAR 15:29:50.604
	GREEN FLAG 15:34:47.802
	YELLOW FLAG AT SECTOR 1 15:35:28.992
	SAFETY CAR 15:35:43.043
	GREEN FLAG 15:40:38.270
	YELLOW FLAG AT SECTOR 1 15:42:37.279
	SAFETY CAR 15:42:54.984
	GREEN FLAG 15:47:54.526
	CHEQUERED FLAG 15:50:58.542


**E3
SWC - R2 JARAMA
Race 2**
Sector Analysis

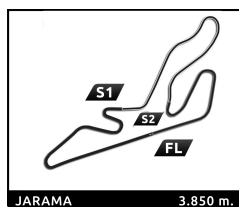
— Invalidated Lap

■ Personal Best

■ Session Best

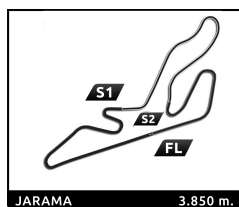
■ Crossing the pit lane

Lap	Time	Sector 1	Sector 2	Sector 3	T.Sp	Elapsed	Lap	Time	Sector 1	Sector 2	Sector 3	T.Sp	Elapsed	
2	Kacper SZTUKA POL							9	2:08.989	55.911	40.525	32.553	42.9	16:07.096
	Tecnicar by Amtog Dallara 326							10	1:46.556	34.944	40.627	30.985	246.6	17:53.652
1	1:30.053	36.521	28.788	24.744		1:30.053	11	2:00.399	45.191	41.976	33.232	114.8	19:54.051	
2	1:26.870	34.060	28.468	24.342	250.6	2:56.923	12	2:01.779	47.355	41.731	32.693	109.5	21:55.830	
3	2:41.316 B	46.440	57.006	57.870	248.8	5:38.239	13	1:30.892	36.575	29.069	25.248	243.2	23:26.722	
4	3:11.628	2:02.475	37.899	31.254	101.4	8:49.867	14	1:44.103	35.455	38.514	30.134	246.6	25:10.825	
5	1:27.992	34.646	28.641	24.705	238.9	10:17.859	15	2:02.653	46.979	41.530	34.144	95.9	27:13.478	
6	1:37.758	33.640	34.573	29.545	249.4	11:55.617	16	1:59.077	47.321	39.168	32.588	120.3	29:12.555	
7	2:04.508	45.204	44.689	34.615	147.3	14:00.125	17	1:30.629	35.112	29.962	25.555	246.6	30:43.184	
8	2:08.158	55.250	40.431	32.477	44.0	16:08.283	18	1:28.796	34.878	29.034	24.884	246.6	32:11.980	
9	1:46.474	36.178	39.590	30.706	188.5	17:54.757								
10	2:07.477	46.240	41.324	39.913	93.3	20:02.234								
11	1:59.422	44.630	40.661	34.131	123.4	22:01.656								
12	1:30.981	34.788	28.877	27.316	238.4	23:32.637								
13	1:39.415	37.508	32.832	29.075	244.9	25:12.052								
14	2:02.561	47.529	40.714	34.318	82.8	27:14.613								
15	2:02.300	47.178	40.998	34.124	125.4	29:16.913								
16	1:31.210	34.496	28.889	27.825	240.5	30:48.123								
17	1:26.194	33.768	28.223	24.203	248.3	32:14.317								
4	Ean EYCKMANS BEL													
	MP Motorsport Dallara 326													
1	1:30.593	36.712	29.065	24.816		1:30.593								
2	1:26.668	33.890	28.327	24.451	244.3	2:57.261								
5	Patrick HEUZENROEDER AUS													
	Campos Racing Dallara 326													
1	1:32.594	38.624	29.293	24.677		1:32.594								
2	1:27.878	34.638	28.656	24.584	257.1	3:00.472								
3	1:37.094	34.197	35.500	27.397	252.3	4:37.566								
4	2:00.214	44.196	40.937	35.081	175.9	6:37.780								
5	2:01.979	49.454	39.593	32.932	104.5	8:39.759								
6	1:28.163	34.569	28.780	24.814	251.2	10:07.922								
7	1:37.583	34.809	32.515	30.259	251.7	11:45.505								
8	2:04.577	46.918	42.765	34.894	135.5	13:50.082								
9	2:13.231	55.981	40.632	36.618	70.9	16:03.313								
10	1:43.057	35.013	37.519	30.525	251.7	17:46.370								
11	2:00.602	46.650	40.792	33.160	107.9	19:46.972								
12	2:06.768	48.142	41.169	37.457	103.9	21:53.740								
13	1:29.149	35.459	29.205	24.485	250.6	23:22.889								
14	1:38.612	34.618	35.037	28.957	251.7	25:01.501								
15	2:03.428	48.478	40.999	33.951	96.1	27:04.929								
16	2:04.973	46.813	40.087	38.073	146.3	29:09.902								
17	1:28.625	34.951	29.076	24.598	255.3	30:38.527								
18	1:27.000	34.063	28.392	24.545	248.3	32:05.527								
6	Stylios KOLOVOS GRC													
	Drivex Dallara 326													
1	1:37.927	44.412	28.514	25.001		1:37.927								
2	1:27.958	34.298	28.608	25.052	247.7	3:05.885								
3	1:42.381	34.661	39.533	28.187	249.4	4:48.266								
4	2:01.710	42.749	42.147	36.814	161.9	6:49.976								
5	1:53.963	47.507	39.475	26.981	132.4	8:43.939								
6	1:28.315	34.542	28.602	25.171	246.0	10:12.254								
7	1:42.521	34.581	35.610	32.330	250.0	11:54.775								
8	2:03.332	44.401	44.855	34.076	167.4	13:58.107								
7	Christopher EL FEGHALI LBN													
	Drivex Dallara 326													
1	1:28.920	35.891	28.499	24.530		1:28.920								
2	1:27.504	34.453	28.585	24.466	242.2	2:56.424								
3	1:33.660	33.849	32.570	27.241	254.7	4:30.084								
4	1:59.008	44.854	40.378	33.776	206.5	6:29.092								
5	2:08.124	51.734	39.014	37.376	102.3	8:37.216								
6	1:27.747	34.894	28.317	24.536	252.3	10:04.963								
7	1:34.495	35.363	28.600	30.532	251.7	11:39.458								
8	2:04.178	48.361	41.738	34.079	183.1	13:43.636								
9	2:17.461	56.638	40.613	40.210	105.4	16:01.097								
10	1:38.476	34.727	33.960	29.789	249.4	17:39.573								
11	2:02.207	49.013	38.952	34.242	144.6	19:41.780								
12	2:10.044	47.924	40.148	41.972	94.5	21:51.824								
13	1:28.462	35.321	28.634	24.507	244.9	23:20.286								
9	Thomas STRAUVEN BEL													
	Campos Racing Dallara 326													
1	1:33.485	38.890	29.652	24.943		1:33.485								
2	1:27.997	34.474	28.654	24.869	255.9	3:01.482								
3	1:37.311	34.236	36.151	26.924	249.4	4:38.793								
4	2:00.560	44.221	41.541	34.798	165.6	6:39.353								
5	2:01.077	49.076	39.347	32.654	141.7	8:40.430								
6	1:28.008	34.586	28.739	24.683	250.0	10:08.438								
7	1:37.955	34.571	32.205	31.179	256.5	11:46.393								
8	2:04.363	46.601	42.942	34.820	153.0	13:50.756								
9	2:12.805	55.973	40.540	36.292	67.4	16:03.561								
10	1:43.366	35.044	37.944	30.378	252.3	17:46.927								
11	2:00.560	46.647	41.173	32.740	119.1	19:47.487								
12	2:06.337	48.148	41.566	36.623	98.2	21:53.824								
13	1:30.011	35.687	29.274	25.050	242.7	23:23.835								
14	1:38.109	34.537	34.905	28.667	257.1	25:01.944								
15	2:03.641	48.700	40.940	34.001	83.4	27:05.585								
16	2:04.454	47.333	40.214	36.907	149.0	29:10.039								
17	1:29.479	35.096	29.713	24.670	246.6	30:39.518								
18	1:27.324	34.256	28.478	24.590	251.2	32:06.842								
10	Enzo TARNVANICHKUL THA													
	Campos Racing Dallara 326													
1	1:31.262	37.476	28.760	25.026		1:31.262								
2	1:26.403	33.817	28.214	24.372	250.0	2:57.665								
3	1:33.934	33.899	32.518	27.517	253.5	4:31.599								
4	1:58.715	44.474	40.636	33.605	153.8	6:30.314								
5	2:07.137	51.840	38.838	36.459	106.3	8:37.451								
6	1:28.546	35.303	28.527	24.716	242.7	10:05.997								
7	1:34.391	34.467	29.324	30.600	255.9	11:40.388								


**E3
SWC - R2 JARAMA
Race 2**
Sector Analysis

— Invalidated Lap ■ Personal Best ■ Session Best B Crossing the pit lane


Lap	Time	Sector 1	Sector 2	Sector 3	T.Sp	Elapsed	Lap	Time	Sector 1	Sector 2	Sector 3	T.Sp	Elapsed
8	2:04.074	47.993	41.773	34.308	146.7	13:44.462	2	1:27.592	34.009	28.599	24.984	243.8	3:02.816
9	2:16.707	56.498	40.754	39.455	93.7	16:01.169	3	1:39.495	34.228	37.777	27.490	255.3	4:42.311
10	1:39.208	35.028	34.227	29.953	247.7	17:40.377	4	2:01.032	43.112	42.125	35.795	145.4	6:43.343
11	2:01.898	48.665	39.289	33.944	145.7	19:42.275	5	1:58.087	48.012	40.265	29.810	130.3	8:41.430
12	2:09.667	47.979	40.588	41.100	98.8	21:51.942	6	1:27.654	34.430	28.518	24.706	252.9	10:09.084
13	1:28.591	35.344	28.766	24.481	242.7	23:20.533	7	1:38.863	34.314	33.129	31.420	251.2	11:47.947
14	1:36.587	34.332	32.952	29.303	253.5	24:57.120	8	2:04.335	46.143	43.190	35.002	142.9	13:52.282
15	2:04.109	49.445	39.799	34.865	143.4	27:01.229	9	2:11.555	55.503	40.692	35.360	63.0	16:03.837
16	2:07.713	45.868	40.348	41.497	140.8	29:08.942	10	1:40.950	34.029	36.121	30.800	255.9	17:44.787
17	1:27.698	34.939	28.240	24.519	249.4	30:36.640	11	2:00.838	47.279	40.189	33.370	144.2	19:45.625
18	1:26.978	33.931	28.174	24.873	254.1	32:03.618	12	2:07.399	48.067	41.132	38.200	112.5	21:53.024
11 Luca VIISOREANU ROU							16 Bianca BUSTAMANTE PHL						
TC Racing Dallara 326							Palou Motorsport Dallara 326						
1	1:33.206	38.625	29.607	24.974		1:33.206	1	1:35.131	39.619	29.444	26.068		1:35.131
2	1:27.779	34.398	28.698	24.683	257.8	3:00.985	2	1:29.475	35.441	29.281	24.753	247.1	3:04.606
3	1:37.315	34.190	35.982	27.143	253.5	4:38.300	3	1:40.247	34.369	38.196	27.682	250.0	4:44.853
4	2:00.425	44.003	41.290	35.132	173.4	6:38.725	4	2:00.777	43.162	41.721	35.894	124.6	6:45.630
5	2:01.243	48.999	39.635	32.609	124.9	8:39.968	5	1:56.927	47.917	40.025	28.985	142.3	8:42.557
6	1:28.609	34.705	28.795	25.109	255.9	10:08.577	6	1:28.890	34.629	28.783	25.478	253.5	10:11.447
7	1:38.673	34.664	32.696	31.313	255.9	11:47.250	7	1:39.995	34.375	34.386	31.234	252.3	11:51.442
8	2:04.258	46.179	43.312	34.767	153.8	13:51.508	8	2:04.512	46.110	44.548	33.854	145.7	13:55.954
9	2:12.105	55.606	40.794	35.705	65.6	16:03.613	9	2:10.209	56.068	40.565	33.576	54.1	16:06.163
10	1:43.938	35.296	38.744	29.898	255.9	17:47.551	10	1:44.805	34.467	40.456	29.882	250.6	17:50.968
11	2:00.786	46.761	41.277	32.748	123.0	19:48.337	11	2:00.925	46.006	42.042	32.877	139.5	19:51.893
12	2:05.641	47.732	41.695	36.214	102.3	21:53.978	12	2:03.115	47.017	42.926	33.172	108.4	21:55.008
13	1:29.987	35.246	29.710	25.031	249.4	23:23.965	13	1:29.910	35.456	29.385	25.069	246.0	23:24.918
14	1:45.529B	35.890	37.072	32.567	257.8	25:09.494	14	1:41.586	35.467	36.760	29.359	252.9	25:06.504
15	2:13.487	1:19.936	28.878	24.673	130.3	27:22.981	15	2:02.709	47.774	41.284	33.651	81.1	27:09.213
16	1:49.643	39.269	38.654	31.720	132.2	29:12.624	16	2:01.882	47.238	39.972	34.672	127.7	29:11.095
17	1:30.189	35.300	29.447	25.442	252.9	30:42.813	17	1:30.848	35.716	29.565	25.567	252.9	30:41.943
18	1:27.884	34.687	28.687	24.510	259.6	32:10.697	18	1:28.355	35.127	28.682	24.546	251.7	32:10.298
12 Gianmarco PRADEL AUS							17 Alceu FELDMANN BRA						
MP Motorsport Dallara 326							MP Motorsport Dallara 326						
1	1:31.618	36.979	29.080	25.559		1:31.618	1	1:33.554	39.190	29.566	24.798		1:33.554
2	1:26.663	33.964	28.330	24.369	250.6	2:58.281	2	1:28.750	34.533	28.961	25.256	254.7	3:02.304
3	1:34.033	33.836	32.606	27.591	247.1	4:32.314	3	1:37.608	34.029	36.436	27.143	251.7	4:39.912
4	1:58.689	44.365	40.834	33.490	155.2	6:31.003	4	2:00.540	43.644	41.939	34.957	163.9	6:40.452
5	2:06.571	51.988	38.732	35.851	105.9	8:37.574	5	2:00.252	49.281	38.818	32.153	154.1	8:40.704
6	1:28.692	35.203	28.820	24.669	246.0	10:06.266	6	1:28.889	34.911	29.040	24.938	251.2	10:09.593
7	1:34.590	34.891	29.439	30.260	254.1	11:40.856	7	1:39.725	34.521	34.004	31.200	248.3	11:49.318
8	2:04.089	47.915	41.867	34.307	157.2	13:44.945	8	2:04.353	45.944	43.789	34.620	125.6	13:53.671
9	2:16.489	57.045	40.406	39.038	86.5	16:01.434	9	2:11.141	55.199	40.825	35.117	57.4	16:04.812
10	1:41.656	35.792	35.363	30.501	244.9	17:43.090	10	1:44.009	34.882	39.516	29.611	248.3	17:48.821
11	2:01.350	48.089	39.556	33.705	141.5	19:44.440	11	2:01.124	46.418	42.024	32.682	122.7	19:49.945
12	2:08.206	48.037	40.930	39.239	105.9	21:52.646	12	2:04.314	47.527	41.631	35.156	100.7	21:54.259
13	1:29.670	35.824	29.310	24.536	247.1	23:22.316	13	1:30.300	35.999	29.209	25.092	250.0	23:24.559
14	1:38.396	34.928	34.581	28.887	253.5	25:00.712	14	1:39.048	34.827	36.612	27.609	251.2	25:03.607
15	2:03.692	48.428	40.795	34.469	113.1	27:04.404	15	2:03.965	48.625	41.878	33.462	86.9	27:07.572
16	2:05.290	46.419	40.411	38.460	136.9	29:09.694	16	2:02.815	47.345	40.232	35.238	143.6	29:10.387
17	1:29.482	35.088	29.795	24.599	255.3	30:39.176							
18	1:27.090	34.304	28.460	24.326	252.9	32:06.266							
14 Keanu AL AZHARI ARE													
Hitech Dallara 326													
1	1:35.224	41.343	28.785	25.096		1:35.224							


E3
SWC - R2 JARAMA
Race 2
Sector Analysis

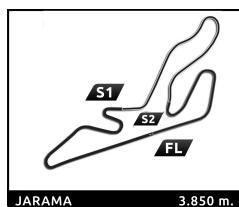
— Invalidated Lap

 Personal Best

 Session Best

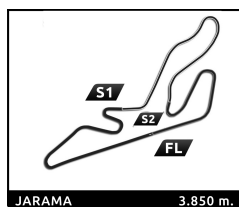
 Crossing the pit lane

Lap	Time	Sector 1	Sector 2	Sector 3	T.Sp	Elapsed	Lap	Time	Sector 1	Sector 2	Sector 3	T.Sp	Elapsed
17	1:30.640	35.656	29.809	25.175	248.8	30:41.027	2	1:26.671	33.900	28.422	24.349	246.0	2:54.801
18	1:27.789	34.591	28.531	24.667	248.8	32:08.816	3	1:32.511	33.690	31.761	27.060	247.7	4:27.312
20	Benjamin BECKLEY					CRI	4	1:59.708	46.554	39.553	33.601	170.9	6:27.020
	Tecnicar by Amtog					Dallara 326	5	2:09.654	52.049	39.081	38.524	103.3	8:36.674
1	1:36.438	41.528	29.474	25.436		1:36.438	6	1:27.834	35.080	28.409	24.345	231.3	10:04.508
2	1:29.191	34.847	29.224	25.120	252.9	3:05.629	7	1:33.351	34.713	29.153	29.485	253.5	11:37.859
3	1:41.540	34.357	39.481	27.702	252.9	4:47.169	8	2:10.292 B	49.178	41.273	39.841	188.2	13:48.151
4	2:00.603	42.900	42.250	35.453	130.3	6:47.772	9	2:22.618	1:29.603	28.365	24.650	123.9	16:10.769
5	1:55.495	48.696	39.259	27.540	149.8	8:43.267	10	1:44.959	34.303	40.679	29.977	246.6	17:55.728
6	1:28.577	34.689	28.858	25.030	253.5	10:11.844	11	2:01.954	46.153	41.250	34.551	103.8	19:57.682
23	Stefan BOSTANDJIEV					BGR	12	1:58.425	47.210	40.267	30.948	125.0	21:56.107
	Hitech					Dallara 326	13	1:29.596	35.314	29.298	24.984	242.7	23:25.703
1	1:34.794	40.122	29.491	25.181		1:34.794	14	1:42.338	34.660	37.606	30.072	254.7	25:08.041
2	1:27.837	34.108	28.787	24.942	249.4	3:02.631	15	2:02.208	47.024	41.565	33.619	86.7	27:10.249
3	1:39.288	34.302	37.371	27.615	256.5	4:41.919	16	2:00.948	47.309	39.787	33.852	147.3	29:11.197
4	2:00.936	42.820	42.199	35.917	159.8	6:42.855	17	1:30.996	35.847	29.844	25.305	251.7	30:42.193
5	1:58.225	48.050	39.981	30.194	149.0	8:41.080	18	1:27.329	34.452	28.370	24.507	237.9	32:09.522
6	1:29.220	34.944	28.892	25.384	255.3	10:10.300	29	Gianni GIOVANELLI					ARG
7	1:39.506	34.232	34.080	31.194	254.1	11:49.806		GRS					Dallara 326
8	2:04.666	46.056	44.328	34.282	142.3	13:54.472	1	1:36.053	40.964	29.498	25.591		1:36.053
9	2:10.437	55.344	40.609	34.484	62.8	16:04.909	2	1:29.152	34.972	29.167	25.013	253.5	3:05.205
10	1:45.459	35.052	40.096	30.311	250.0	17:50.368	3	1:40.828	34.339	38.770	27.719	252.9	4:46.033
11	2:01.077	45.753	42.214	33.110	139.5	19:51.445	4	2:00.871	43.172	41.807	35.892	118.0	6:46.904
12	2:02.945	46.530	42.479	33.936	117.4	21:54.390	5	1:55.987	48.034	39.440	28.513	141.2	8:42.891
13	1:30.782	35.980	29.817	24.985	242.2	23:25.172	6	1:28.859	34.789	28.790	25.280	252.9	10:11.750
14	1:40.722	34.967	36.920	28.835	259.6	25:05.894	7	1:41.165	34.506	34.422	32.237	244.3	11:52.915
15	2:02.372	47.106	41.877	33.389	87.7	27:08.266	8	2:03.908	45.715	44.474	33.719	153.4	13:56.823
16	2:02.453	47.442	40.051	34.960	128.0	29:10.719	9	2:09.431	56.095	40.455	32.881	47.6	16:06.254
17	1:29.351	35.205	29.367	24.779	254.7	30:40.070	10	1:45.568	34.752	40.818	29.998	248.3	17:51.822
18	1:27.587	34.278	28.770	24.539	260.9	32:07.657	11	2:00.922	46.115	42.000	32.807	118.4	19:52.744
26	Yuanpu CUI					CHN	12	2:02.656	47.068	42.628	32.960	111.9	21:55.400
	Double R					Dallara 326	13	1:30.643	35.640	29.496	25.507	247.7	23:26.043
1	1:32.514	38.441	29.141	24.932		1:32.514	14	1:43.524	35.841	37.890	29.793	255.3	25:09.567
2	1:27.598	34.567	28.541	24.490	251.2	3:00.112	15	2:02.885	47.207	41.577	34.101	91.4	27:12.452
3	1:36.513	34.308	34.121	28.084	255.9	4:36.625	16	1:59.628	47.611	38.892	33.125	133.0	29:12.080
4	1:58.660	43.873	40.757	34.030	178.5	6:35.285	17	1:31.035	35.250	29.856	25.929	249.4	30:43.115
5	2:03.898	50.797	38.946	34.155	107.9	8:39.183	18	1:28.746	34.804	28.917	25.025	255.9	32:11.861
6	1:28.343	34.830	28.811	24.702	251.7	10:07.526	31	Renzo BARBUY					ARG
7	1:36.667	34.941	32.305	29.421	256.5	11:44.193		TC Racing					Dallara 326
8	2:04.828	47.290	43.004	34.534	121.2	13:49.021	1	1:35.380	40.609	29.487	25.284		1:35.380
9	2:13.951	56.196	40.641	37.114	76.4	16:02.972	2	1:28.310	34.736	28.929	24.645	256.5	3:03.690
10	1:42.353	34.993	36.738	30.622	246.6	17:45.325	3	1:39.401	34.243	37.758	27.400	255.9	4:43.091
11	2:00.757	47.202	40.308	33.247	116.5	19:46.082	4	2:01.082	42.836	42.159	36.087	137.1	6:44.173
12	2:07.195	48.336	40.991	37.868	115.3	21:53.277	5	1:57.763	47.929	40.099	29.735	139.7	8:41.936
13	1:30.419	35.637	29.698	25.084	247.1	23:23.696	6	1:28.682	34.471	28.724	25.487	255.9	10:10.618
14	1:38.713	34.839	35.328	28.546	251.2	25:02.409	7	1:39.717	34.381	34.186	31.150	256.5	11:50.335
15	2:03.724	48.818	40.881	34.025	76.8	27:06.133	8	2:04.595	46.028	44.490	34.077	136.2	13:54.930
16	2:04.029	47.566	39.909	36.554	132.0	29:10.162	9	2:23.280	55.494	40.379	47.407	57.1	16:18.210
17	1:30.368	35.732	29.491	25.145	251.7	30:40.530	10	1:37.978	35.927	32.091	29.960	237.4	17:56.188
18	1:27.384	34.191	28.622	24.571	254.7	32:07.914	11	2:02.152	46.260	41.215	34.677	112.6	19:58.340
27	Heitor DALL'AGNOL					BRA	12	1:58.137	47.076	40.468	30.593	115.1	21:56.477
	Palou Motorsport					Dallara 326	13	1:29.694	35.730	29.022	24.942	250.6	23:26.171
1	1:28.130	35.118	28.438	24.574		1:28.130	14	1:42.538	35.245	37.523	29.770	248.3	25:08.709
							15	2:02.528	47.466	41.380	33.682	93.2	27:11.237
							16	2:00.366	48.018	38.971	33.377	148.4	29:11.603


E3
SWC - R2 JARAMA
Race 2
Sector Analysis

— Invalidated Lap ■ Personal Best ■ Session Best ■ Crossing the pit lane


Lap	Time	Sector 1	Sector 2	Sector 3	T.Sp	Elapsed	Lap	Time	Sector 1	Sector 2	Sector 3	T.Sp	Elapsed	
17	1:30.403	35.413	29.537	25.453	258.4	30:42.006	11	2:00.774	46.034	41.335	33.405	88.5	19:55.003	
18	1:27.214	34.146	28.485	24.583	255.9	32:09.220	12	2:00.913	49.430	39.659	31.824	124.4	21:55.916	
33	Rafael PERARD FRA							13	1:29.971	35.248	29.708	25.015	244.9	23:25.887
	Palou Motorsport Dallara 326							14	1:42.457	34.716	38.008	29.733	251.2	25:08.344
1	1:28.832	35.553	28.477	24.802		1:28.832	15	2:02.500	47.321	41.459	33.720	93.7	27:10.844	
2	1:26.875	34.101	28.366	24.408	251.2	2:55.707	16	2:00.564	48.023	38.870	33.671	151.9	29:11.408	
3	1:35.171	34.707	33.100	27.364	251.7	4:30.878	17	1:29.635	35.159	29.538	24.938	252.3	30:41.043	
4	1:58.987	44.696	40.488	33.803	187.5	6:29.865	18	1:27.192	33.982	28.523	24.687	250.6	32:08.235	
5	2:07.421	51.721	38.846	36.854	105.8	8:37.286								
6	1:28.384	35.202	28.478	24.704	250.6	10:05.670	41	Alex POWELL USA						
7	1:33.232	34.325	28.904	30.003	251.2	11:38.902		Campos Racing Dallara 326						
8	2:04.033	48.520	41.518	33.995	172.0	13:42.935	1	1:27.453	34.794	28.256	24.403		1:27.453	
9	2:17.688	56.788	40.161	40.739	118.7	16:00.623	2	1:26.551	34.000	28.123	24.428	247.7	2:54.004	
10	1:38.258	34.801	33.204	30.253	248.8	17:38.881	3	1:31.334	33.788	30.641	26.905	247.1	4:25.338	
11	2:02.103	49.302	38.323	34.478	165.4	19:40.984	4	2:00.635	47.617	39.070	33.948	164.4	6:25.973	
12	2:10.676	48.273	39.799	42.604	90.4	21:51.660	5	2:10.613	51.491	39.483	39.639	100.3	8:36.586	
13	1:28.462	35.232	28.646	24.584	242.7	23:20.122	6	1:27.010	34.531	28.221	24.258	244.9	10:03.596	
14	1:36.244	34.287	32.607	29.350	248.8	24:56.366	7	1:32.413	33.648	28.979	29.786	251.2	11:36.009	
15	2:03.715	49.766	39.596	34.353	155.6	27:00.081	8	2:04.600	49.386	40.876	34.338	145.2	13:40.609	
16	2:08.521	46.625	40.038	41.858	156.3	29:08.602	9	2:19.609	58.057	39.456	42.096	92.9	16:00.218	
17	1:27.652	34.872	28.333	24.447	242.7	30:36.254	10	1:36.643	34.008	31.814	30.821	244.3	17:36.861	
18	1:26.524	33.935	28.244	24.345	251.7	32:02.778	11	2:01.725	48.600	39.057	34.068	166.4	19:38.586	
37	Filippo FIORENTINO BRA							12	2:12.259	48.750	39.516	43.993	126.2	21:50.845
	Drivex Dallara 326							13	1:26.399	34.140	27.976	24.283	235.8	23:17.244
1	1:31.728	37.690	28.804	25.234		1:31.728	14	1:37.115	33.644	33.311	30.160	241.1	24:54.359	
2	1:27.737	34.700	28.340	24.697	253.5	2:59.465	15	2:03.103	49.408	39.563	34.132	161.7	26:57.462	
3	1:36.146	34.108	33.336	28.702	254.1	4:35.611	16	2:10.489	47.009	39.310	44.170	159.5	29:07.951	
4	1:58.266	43.614	40.431	34.221	180.6	6:33.877	17	1:26.352	34.068	27.985	24.299	236.3	30:34.303	
5	2:04.653	51.156	38.637	34.860	130.1	8:38.530	18	1:26.212	33.797	28.101	24.314	242.2	32:00.515	
6	1:28.411	34.911	28.844	24.656	249.4	10:06.941								
7	1:34.847	34.714	30.178	29.955	254.1	11:41.788	48	James EGOZI USA						
8	2:04.488	47.512	42.567	34.409	160.2	13:46.276		Palou Motorsport Dallara 326						
9	2:15.265	56.309	40.574	38.382	88.5	16:01.541	1	1:27.068	34.340	28.308	24.420		1:27.068	
10	1:40.037	35.027	34.631	30.379	250.6	17:41.578	2	1:26.360	33.800	28.140	24.420	246.0	2:53.428	
11	2:01.290	48.195	39.270	33.825	162.7	19:42.868	3	1:30.629	33.759	30.337	26.533	245.5	4:24.057	
12	2:09.206	47.965	40.817	40.424	122.0	21:52.074	4	2:00.789	47.751	39.444	33.594	160.5	6:24.846	
13	1:28.990	35.756	28.611	24.623	240.5	23:21.064	5	2:11.657	51.848	39.457	40.352	105.9	8:36.503	
14	1:36.901	34.531	33.016	29.354	254.7	24:57.965	6	1:26.974	34.174	28.309	24.491	242.2	10:03.477	
15	2:03.698	49.091	39.928	34.679	143.4	27:01.663	7	1:33.226	34.216	29.240	29.770	246.6	11:36.703	
16	2:07.419	45.978	40.543	40.898	136.4	29:09.082	8	2:04.425	49.238	40.947	34.240	153.2	13:41.128	
17	1:29.780	35.327	29.910	24.543	251.2	30:38.862	9	2:19.423	57.940	39.908	41.575	106.4	16:00.551	
18	1:26.901	34.204	28.306	24.391	254.7	32:05.763	10	1:37.421	34.691	32.766	29.964	244.3	17:37.972	
39	Santino PANETTA ARG							11	2:01.925	49.296	38.625	34.004	156.5	19:39.897
	Hitech Dallara 326							12	2:11.653	48.634	39.765	43.254	101.3	21:51.550
1	1:29.368	36.320	28.625	24.423		1:29.368	13	1:27.323	34.654	28.248	24.421	243.2	23:18.873	
2	1:26.415	34.055	28.242	24.118	250.6	2:55.783	14	1:36.694	33.974	33.289	29.431	245.5	24:55.567	
3	1:33.358	34.293	31.724	27.341	251.7	4:29.141	15	2:03.272	50.010	39.584	33.678	183.4	26:58.839	
4	1:58.761	45.532	39.625	33.604	187.2	6:27.902	16	2:09.656	46.718	40.046	42.892	158.1	29:08.495	
5	2:09.146	52.119	38.833	38.194	102.3	8:37.048	17	1:27.209	34.625	28.277	24.307	241.6	30:35.704	
6	1:27.290	34.495	28.293	24.502	250.0	10:04.338	18	1:26.450	33.841	28.252	24.357	247.7	32:02.154	
7	2:01.441	B 38.841	45.912	36.688	252.3	12:05.779	74	Yani STEVENHEYDENS BEL						
8	2:11.967	1:17.968	29.139	24.860	118.4	14:17.746		GRS Dallara 326						
9	1:50.867	39.230	39.422	32.215	210.5	16:08.613	1	1:34.286	39.865	29.465	24.956		1:34.286	
10	1:45.616	33.951	40.733	30.932	250.0	17:54.229	2	1:28.118	34.188	28.903	25.027	247.7	3:02.404	
							3	1:38.372	34.373	36.793	27.206	253.5	4:40.776	
							4	2:00.241	43.263	42.019	34.959	176.8	6:41.017	


E3
SWC - R2 JARAMA
Race 2
Sector Analysis

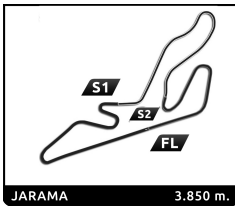
— Invalidated Lap

 Personal Best

 Session Best

 Crossing the pit lane

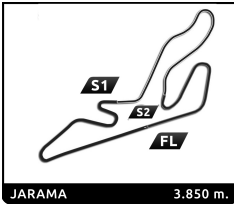
Lap	Time	Sector 1	Sector 2	Sector 3	T.Sp	Elapsed	Lap	Time	Sector 1	Sector 2	Sector 3	T.Sp	Elapsed		
5	1:59.837	49.056	39.624	31.157	163.4	8:40.854	91 Lorenzo CAMPOS Double R Dallara 326 AGO	1	1:35.155	40.341	29.539	25.275	1:35.155		
6	1:28.214	34.572	28.700	24.942	253.5	10:09.068		2	1:28.920	35.151	29.108	24.661	254.7	3:04.075	
7	1:39.425	34.657	33.697	31.071	248.3	11:48.493		3	1:39.788	34.200	37.857	27.731	252.9	4:43.863	
8	2:04.464	46.055	43.389	35.020	145.4	13:52.957		4	2:01.092	42.690	42.477	35.925	128.1	6:44.955	
9	2:11.387	55.132	40.990	35.265	60.9	16:04.344		5	1:57.301	47.855	39.977	29.469	137.2	8:42.256	
10	1:43.715	34.872	39.273	29.570	249.4	17:48.059		6	1:28.452	34.497	28.718	25.237	256.5	10:10.708	
11	2:01.133	46.638	41.612	32.883	129.7	19:49.192		7	1:40.355	34.595	34.272	31.488	256.5	11:51.063	
12	2:04.890	47.246	41.977	35.667	107.5	21:54.082		8	2:04.398	45.906	44.444	34.048	145.0	13:55.461	
13	1:30.090	35.775	29.321	24.994	248.3	23:24.172		9	2:11.208	55.789	40.555	34.864	55.8	16:06.669	
14	1:38.763	34.863	36.033	27.867	252.9	25:02.935		99 René LAMMERS MP Motorsport Dallara 326 NLD	1	1:26.528	33.847	28.359	24.322	1:26.528	
15	2:03.968	48.794	41.281	33.893	86.3	27:06.903	2		1:26.109	33.667	28.262	24.180	237.4	2:52.637	
16	2:03.367	47.207	40.154	36.006	122.9	29:10.270	3		1:30.926	33.607	30.410	26.909	240.5	4:23.563	
17	1:29.637	35.286	29.514	24.837	254.1	30:39.907	4		2:00.319	47.750	38.962	33.607	162.4	6:23.882	
18	1:27.453	34.191	28.637	24.625	252.9	32:07.360	5		2:11.941	52.166	39.380	40.395	107.0	8:35.823	
77 Bart HARRISON Double R Dallara 326 GBR	1	1:32.030	38.286	28.986	24.758	1:32.030	6		1:26.493	33.992	28.220	24.281	237.9	10:02.316	
	2	1:27.795	34.628	28.473	24.694	256.5	2:59.825		7	1:33.050	33.722	28.364	30.964	238.9	11:35.366
	3	1:36.248	34.170	33.701	28.377	251.7	4:36.073		8	2:04.678	49.486	40.834	34.358	157.0	13:40.044
	4	1:58.352	43.782	40.455	34.115	176.5	6:34.425		9	2:19.984	57.927	39.400	42.657	96.2	16:00.028
	5	2:04.395	51.182	38.683	34.530	112.5	8:38.820		10	1:37.299	34.798	32.225	30.276	237.9	17:37.327
	6	1:28.581	34.997	28.728	24.856	251.2	10:07.401	11	2:02.019	48.724	39.096	34.199	159.1	19:39.346	
	7	1:36.129	34.620	31.271	30.238	253.5	11:43.530	12	2:11.926	48.588	39.722	43.616	104.5	21:51.272	
	8	2:04.757	47.397	42.618	34.742	141.7	13:48.287	13	1:26.876	34.456	28.016	24.404	239.5	23:18.148	
	9	2:13.839	56.487	40.228	37.124	82.8	16:02.126	14	1:36.642	33.758	33.154	29.730	243.8	24:54.790	
	10	1:41.694	35.514	35.610	30.570	254.1	17:43.820	15	2:03.384	49.642	39.998	33.744	167.7	26:58.174	
11	2:01.141	47.700	39.927	33.514	140.4	19:44.961	16	2:10.218	46.809	39.936	43.473	159.5	29:08.392		
12	2:07.869	48.179	41.028	38.662	113.4	21:52.830	17	1:26.578	34.284	28.060	24.234	243.2	30:34.970		
13	1:28.874	35.431	28.506	24.937	250.0	23:21.704	18	1:26.140	33.724	28.183	24.233	245.5	32:01.110		
14	1:37.796	35.150	33.657	28.989	248.3	24:59.500	84 Genaro TRAPPA Hitech Dallara 326 ARG	1	1:31.854	37.911	29.088	24.855	1:31.854		
15	2:03.742	48.717	40.431	34.594	126.2	27:03.242		2	1:27.032	34.181	28.386	24.465	254.1	2:58.886	
16	2:06.086	46.293	40.386	39.407	139.2	29:09.328		3	1:35.866	33.936	33.356	28.574	247.1	4:34.752	
17	1:28.626	35.225	28.715	24.686	245.5	30:37.954		4	1:58.410	43.913	40.025	34.472	163.6	6:33.162	
18	1:26.878	34.057	28.205	24.616	246.0	32:04.832		5	2:05.325	51.462	38.163	35.700	161.0	8:38.487	
84 Genaro TRAPPA Hitech Dallara 326 ARG	1	1:31.854	37.911	29.088	24.855	1:31.854		6	1:28.074	34.548	28.950	24.576	251.7	10:06.561	
	2	1:27.032	34.181	28.386	24.465	254.1		2:58.886	7	1:36.400	34.577	31.489	30.334	252.3	11:42.961
	3	1:35.866	33.936	33.356	28.574	247.1		4:34.752	8	2:04.698	47.575	42.242	34.881	135.5	13:47.659
	4	1:58.410	43.913	40.025	34.472	163.6		6:33.162	9	2:14.346	56.739	39.965	37.642	85.6	16:02.005
	5	2:05.325	51.462	38.163	35.700	161.0		8:38.487	10	1:40.638	34.845	35.348	30.445	253.5	17:42.643
	6	1:28.074	34.548	28.950	24.576	251.7	10:06.561	11	2:01.428	48.052	39.436	33.940	147.5	19:44.071	
	7	1:36.400	34.577	31.489	30.334	252.3	11:42.961	12	2:08.431	47.846	40.769	39.816	117.0	21:52.502	
	8	2:04.698	47.575	42.242	34.881	135.5	13:47.659	13	1:29.324	35.864	28.833	24.627	245.5	23:21.826	
	9	2:14.346	56.739	39.965	37.642	85.6	16:02.005	14	1:37.370	34.512	33.720	29.138	252.9	24:59.196	
	10	1:40.638	34.845	35.348	30.445	253.5	17:42.643	15	2:03.715	48.710	40.087	34.918	118.9	27:02.911	
11	2:01.428	48.052	39.436	33.940	147.5	19:44.071	16	2:06.330	46.145	40.280	39.905	155.8	29:09.241		
12	2:08.431	47.846	40.769	39.816	117.0	21:52.502	17	1:27.874	35.083	28.490	24.301	250.6	30:37.115		
13	1:29.324	35.864	28.833	24.627	245.5	23:21.826	18	1:26.855	34.136	28.086	24.633	254.1	32:03.970		
14	1:37.370	34.512	33.720	29.138	252.9	24:59.196									
15	2:03.715	48.710	40.087	34.918	118.9	27:02.911									
16	2:06.330	46.145	40.280	39.905	155.8	29:09.241									
17	1:27.874	35.083	28.490	24.301	250.6	30:37.115									
18	1:26.855	34.136	28.086	24.633	254.1	32:03.970									



E3 SWC - R2 JARAMA Race 2

Provisional Race Director Report

Hour	Flag	Message
15:03:00		FAST LANE OPEN
15:04:14	GF	GREEN FLAG
15:05:00		PIT LANE OPEN
15:09:59		5 MINUTES BOARD - PIT LANE CLOSED
15:12:00		3 MINUTES BOARD
15:14:03		1 MINUTE BOARD
15:14:46		15 SECONDS BOARD
15:15:07		GREEN FLAG - FORMATION LAP
15:15:08		GREEN FLAG - FORMATION LAP
15:19:25		STARTING PROCEDURE UNDER INVESTIGATION
15:22:18	YF	YELLOW FLAG AT TURN 1
15:22:39	SF	SAFETY CAR
15:23:00		CAR #4 IN GRAVEL BED AT TURN 1 - DRIVER OK
15:23:54		INCIDENT INVOLVING CARS #4 #2 ON T1 NOTED
15:26:25		SAFETY CAR IN THIS LAP
15:27:24	GF	GREEN FLAG
15:27:59		STARTING PROCEDURE AFTER INVESTIGATION - NFA
15:28:37		SC PROCEDURE UNDER INVESTIGATION
15:29:06		SC PROCEDURE AFTER INVESTIGATION - NFA
15:29:37	YF	YELLOW FLAG AT TURN 1
15:29:50	SF	SAFETY CAR
15:30:10		CAR #20 IN GRAVEL BED AT TURN 1
15:30:20		CAR #20 IN GRAVEL BED AT TURN 1 - DRIVER OK
15:33:24		INCIDENT INVOLVING CARS #39 #27 ON T2 NOTED
15:33:48		SAFETY CAR IN THIS LAP
15:34:47	GF	GREEN FLAG
15:34:55		SC PROCEDURE UNDER INVESTIGATION
15:35:28	YF	YELLOW FLAG AT TURN 1
15:35:43	SF	SAFETY CAR
15:38:24		SC PROCEDURE WILL BE INVESTIGATED AFTER THE SESSION - POSSIBLE OVERTAKING
15:39:34		INCIDENT INVOLVING CARS #31 #91 ON T10 NOTED
15:39:40		SAFETY CAR IN THIS LAP
15:40:24		SC PROCEDURE WILL BE INVESTIGATED AFTER THE SESSION - OVERTAKING ON T5
15:40:38	GF	GREEN FLAG
15:42:37	YF	YELLOW FLAG AT TURN 1
15:42:54	SF	SAFETY CAR
15:43:20		CAR #7 IN GRAVEL BED AT TURN 1 - DRIVER OK
15:44:33		INCIDENT INVOLVING CAR #7 ON T1 NOTED
15:46:54		SAFETY CAR IN THIS LAP
15:47:54	GF	GREEN FLAG
15:51:00		CHEQUERED FLAG
15:51:38		TOP 3 OVERALL PROCEED TO THE PODIUM AREA - CARS #41 #99 #48
15:51:58		CARS & DRIVERS #41 #99 #48 #31 STAY ON PODIUM AREA FOR POSTERIOR SCRUTINEERING
15:53:11		APERTURA PIT LANE A LAS 16:00



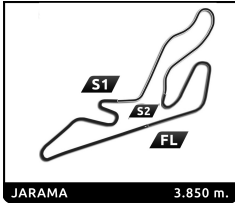
E3
SWC - R2 JARAMA
Race 2

Provisional Race Director Report

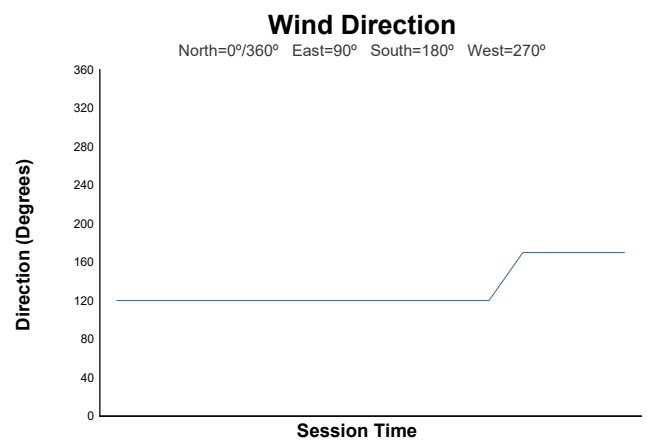
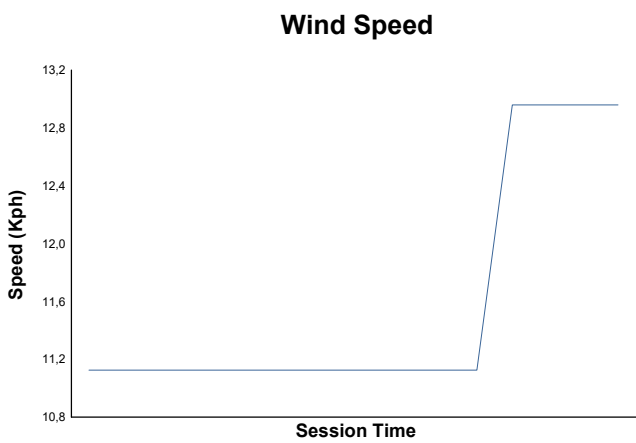
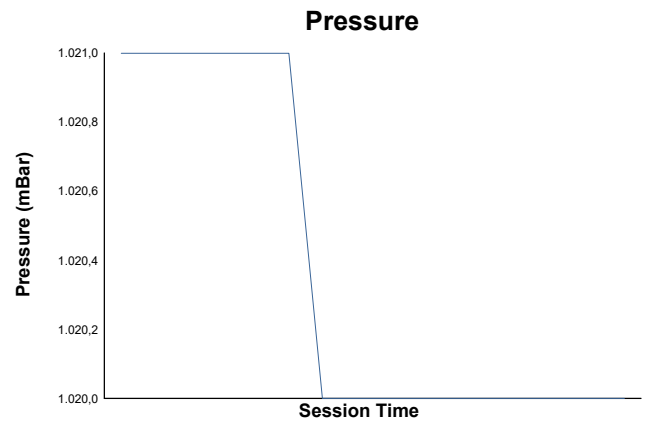
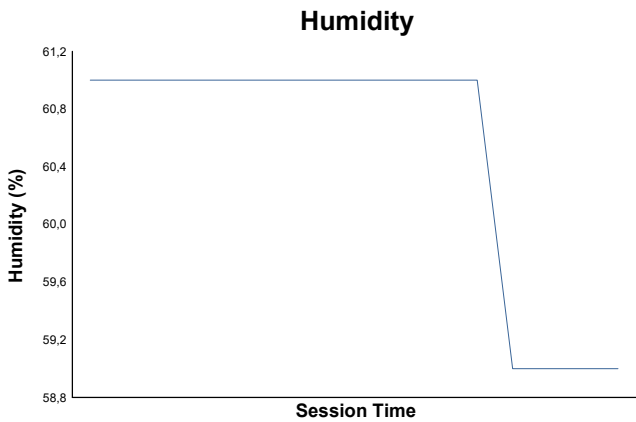
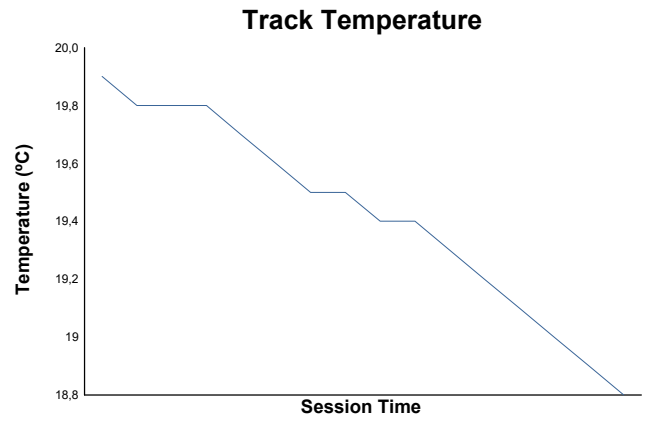
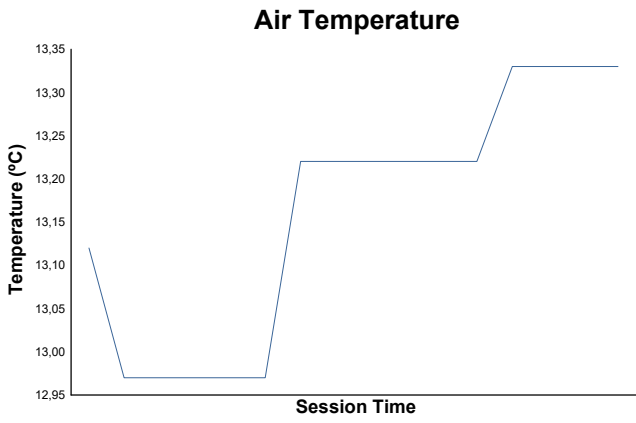
Hour	Flag	Message
------	------	---------

Published at: ...15:54.....

<p>Race Director: Luis GONZÁLEZ</p> 	<p>Timekeeper: Alberto ESTÉBANEZ</p> 
--	---



SWC - R2 JARAMA
E3
Race 2
Weather Report



Track Status: **DRY**