

F4Spain


Official Collective Test - VALENCIA

Day 1 - Session 1 - Gr.A

Sector Analysis

— Invalidated Lap ■ Personal Best ■ Session Best B Crossing the pit lane

Lap	Time	Sector 1	Sector 2	Sector 3	T.Sp	Elapsed	Lap	Time	Sector 1	Sector 2	Sector 3	T.Sp	Elapsed	
7	Felipe REIJS NLD							20	1:35.654	22.240	46.972	26.442	206.9	51:50.385
	MP Motorsport TATUUS T-421							21	1:35.198	22.085	46.839	26.274	209.5	53:25.583
								22	1:35.287	21.986	46.777	26.524	208.8	55:00.870
1	29:33.272	...	57.323	29.685		29:33.272								
2	1:42.997	24.988	50.537	27.472	196.9	31:16.269								
3	1:38.572	23.413	48.282	26.877	206.3	32:54.841								
4	1:38.189	23.091	48.123	26.975	206.9	34:33.030								
5	1:37.478	22.844	47.894	26.740	208.8	36:10.508								
6	1:37.336	22.487	48.122	26.727	210.1	37:47.844								
7	1:36.514	22.452	47.422	26.640	210.7	39:24.358								
8	1:39.531	22.264	47.195	30.072	212.0	41:03.889								
9	1:36.342	22.300	47.397	26.645	210.1	42:40.231								
10	1:56.671B	22.297	53.310	41.064	210.1	44:36.902								
9	Jean Paul KARRAS GRC							21	1:35.654	22.240	46.972	26.442	206.9	51:50.385
	G4 TATUUS T-421							22	1:35.198	22.085	46.839	26.274	209.5	53:25.583
1	3:53.052B	2:18.276	55.418	39.358		3:53.052								
2	4:42.243	3:20.793	53.038	28.412		8:35.295								
3	1:45.214	23.872	51.607	29.735	205.1	10:20.509								
4	1:39.782	23.674	48.752	27.356	204.5	12:00.291								
5	1:37.805	23.007	47.985	26.813	208.2	13:38.096								
6	1:37.413	22.818	47.803	26.792	209.5	15:15.509								
7	1:36.601	22.697	47.322	26.582	210.7	16:52.110								
8	1:36.409	22.394	47.403	26.612	210.1	18:28.519								
9	1:36.425	22.552	47.283	26.590	208.8	20:04.944								
10	1:36.418	22.463	47.326	26.629	210.1	21:41.362								
11	1:44.081B	22.369	47.945	33.767	210.1	23:25.443								
12	13:26.490	...	55.276	30.591		36:51.933								
13	1:42.816	24.844	50.258	27.714	196.4	38:34.749								
14	1:38.606	23.184	48.129	27.293	209.5	40:13.355								
15	1:36.570	22.463	47.500	26.607	210.1	41:49.925								
16	1:42.993B	22.320	47.146	33.527	207.6	43:32.918								
17	6:27.770	5:13.706	47.561	26.503		50:00.688								
18	1:36.052	22.321	47.136	26.595	210.1	51:36.740								
19	1:35.793	22.135	46.881	26.777	211.4	53:12.533								
12	Philippe Armand KARRAS GRC							22	1:35.654	22.240	46.972	26.442	206.9	51:50.385
	G4 TATUUS T-421							23	1:35.198	22.085	46.839	26.274	209.5	53:25.583
1	3:18.213B	1:45.038	57.089	36.086		3:18.213								
2	8:28.012	7:05.454	53.555	29.003		11:46.225								
3	1:43.933	25.275	50.309	28.349	167.4	13:30.158								
4	1:40.335	24.319	48.610	27.406	185.8	15:10.493								
5	1:37.521	22.876	47.809	26.836	206.9	16:48.014								
6	1:37.424	22.548	47.715	27.161	207.6	18:25.438								
7	1:37.821	22.804	47.891	27.126	209.5	20:03.259								
8	1:37.212	22.549	47.646	27.017	209.5	21:40.471								
9	1:38.702	22.499	48.686	27.517	208.8	23:19.173								
10	1:37.167	22.465	47.847	26.855	208.2	24:56.340								
11	1:36.420	22.258	47.560	26.602	210.1	26:32.760								
12	1:36.718	22.266	47.629	26.823	207.6	28:09.478								
13	1:41.931B	22.357	47.713	31.861	206.3	29:51.409								
14	6:59.916	5:36.331	54.110	29.475		36:51.325								
15	1:41.485	24.135	49.813	27.537	195.3	38:32.810								
16	1:37.792	23.062	48.075	26.655	204.5	40:10.602								
17	1:35.977	22.218	47.190	26.569	210.1	41:46.579								
18	1:40.270B	22.045	46.879	31.346	210.1	43:26.849								
19	6:47.882	5:32.988	48.149	26.745		50:14.731								
15	Jensen BURNETT CAN							23	1:35.654	22.240	46.972	26.442	206.9	51:50.385
	KCL Motorsport TATUUS T-421							24	1:34.448	21.989	46.361	26.098	211.4	52:55.499
1	34:11.927	...	54.772	29.725		34:11.927								
2	1:41.129	24.643	48.997	27.489	182.9	35:53.056								
3	1:37.053	22.672	47.763	26.618	208.2	37:30.109								
4	1:36.746	22.285	47.314	27.147	207.6	39:06.855								
5	1:35.890	22.368	47.002	26.520	205.7	40:42.745								
6	1:35.058	22.047	46.599	26.412	208.8	42:17.803								
7	1:46.903B	21.969	47.579	37.355	210.7	44:04.706								
8	5:43.564	4:29.677	47.430	26.457		49:48.270								
9	1:34.946	22.037	46.527	26.382	210.7	51:23.216								
10	1:34.912	21.965	46.510	26.437	210.7	52:58.128								
11	1:34.995	22.120	46.609	26.266	210.1	54:33.123								
12	1:34.495	21.869	46.405	26.221	211.4	56:07.618								
21	Borys LYZEN POL							24	1:35.654	22.240	46.972	26.442	206.9	51:50.385
	KCL Motorsport TATUUS T-421							25	1:34.756	21.947	46.465	26.344	212.0	54:30.255
1	2:51.417B	1:13.006	55.503	42.908		2:51.417								
2	2:30.274B	1:00.452	50.748	39.074		5:21.691								
3	2:16.210	59.410	49.084	27.716		7:37.901								
4	1:39.155	23.391	48.163	27.601	210.1	9:17.056								
5	1:38.037	23.000	47.697	27.340	210.7	10:55.093								
6	1:37.498	22.701	47.545	27.252	211.4	12:32.591								
7	1:36.569	22.591	47.117	26.861	210.1	14:09.160								
8	1:36.144	22.437	47.095	26.612	211.4	15:45.304								
9	1:35.901	22.306	47.100	26.495	211.4	17:21.205								
10	1:36.502	22.388	47.534	26.580	212.7	18:57.707								
11	1:35.481	22.230	46.788	26.463	212.7	20:33.188								
12	1:35.654	22.455	46.776	26.423	214.7	22:08.842								
13	1:35.397	22.118	46.786	26.493	211.4	23:44.239								
14	1:44.334B	22.298	46.827	35.209	210.7	25:28.573								
15	8:36.913	7:14.460	53.605	28.848		34:05.486								
16	1:39.702	23.946	48.807	26.949	194.2	35:45.188								
17	1:36.321	22.507	47.333	26.481	209.5	37:21.509								
18	1:35.520	22.270	46.842	26.408	210.1	38:57.029								
19	1:35.912	22.664	46.859	26.389	212.7	40:32.941								
20	1:35.067	22.060	46.667	26.340	211.4	42:08.008								
21	1:47.349B	21.999	47.206	38.144	210.1	43:55.357								
22	5:50.499	4:36.303	47.700	26.496		49:45.856								
23	1:35.195	22.189	46.661	26.345	210.7	51:21.051								
24	1:34.448	21.989	46.361	26.098	211.4	52:55.499								
25	1:34.756	21.947	46.465	26.344	212.0	54:30.255								
26	1:43.912B	22.011	46.509	35.392	211.4	56:14.167								
23	Rocco CORONEL NLD							25	1:35.654	22.240	46.972	26.442	206.9	51:50.385
	MP Motorsport TATUUS T-421							26	1:55.906B	25.608	53.154	37.144	208.2	44:57.582
1	34:56.330	...	54.663	29.291		34:56.330								
2	1:40.469	24.217	48.920	27.332	201.5	36:36.799								
3	1:37.157	22.981	47.452	26.724	206.9	38:13.956								
4	1:36.489	22.635	47.358	26.496	207.6	39:50.445								
5	1:35.837	22.368	47.127	26.342	210.1	41:26.282								
6	1:35.394	22.198	46.922	26.274	207.6	43:01.676								
7	1:55.906B	25.608	53.154	37.144	208.2	44:57.582								



F4Spain


Official Collective Test - VALENCIA

Day 1 - Session 1 - Gr.A

Sector Analysis

— Invalidated Lap ■ Personal Best ■ Session Best B Crossing the pit lane

Lap	Time	Sector 1	Sector 2	Sector 3	T.Sp	Elapsed	Lap	Time	Sector 1	Sector 2	Sector 3	T.Sp	Elapsed
8	5:35.605	4:21.076	47.982	26.547		50:33.187	3	2:25.152 B	52.423	49.282	43.447		8:12.427
9	1:35.422	22.372	46.776	26.274	209.5	52:08.609	4	2:07.680	49.950	48.933	28.797		10:20.107
10	1:37.278	22.186	46.783	28.309	210.7	53:45.887	5	1:38.862	23.395	48.328	27.139	206.9	11:58.969
11	1:35.363	22.201	46.619	26.543	210.7	55:21.250	6	1:38.360	22.924	47.986	27.450	208.8	13:37.329
28 Max RADECK PRT DXR TATUUS T-421							7 1:38.186 22.863 47.804 27.519 207.6 15:15.515						
1	3:51.307 B	2:07.410	1:03.542	40.355		3:51.307	8	1:38.037	23.246	47.889	26.902	199.2	16:53.552
2	7:50.517	6:23.493	56.088	30.936		11:41.824	9	1:37.502	22.493	47.750	27.259	209.5	18:31.054
3	1:46.284	26.208	51.327	28.749	198.1	13:28.108	10	1:44.433 B	22.641	48.446	33.346	209.5	20:15.487
4	1:42.577	24.822	49.210	28.545	190.4	15:10.685	11	14:12.278	...	55.025	28.606		34:27.765
5	1:39.845	23.636	48.657	27.552	208.8	16:50.530	12	1:41.250	23.764	50.472	27.014	205.1	36:09.015
6	1:39.569	23.175	48.968	27.426	205.1	18:30.099	13	1:37.898	23.093	48.069	26.736	207.6	37:46.913
7	1:38.665	22.875	48.673	27.117	210.7	20:08.764	14	1:36.530	22.551	47.399	26.580	210.1	39:23.443
8	1:37.526	22.796	47.687	27.043	206.3	21:46.290	15	1:35.676	22.233	47.031	26.412	211.4	40:59.119
9	1:37.535	22.871	47.758	26.906	206.3	23:23.825	16	1:35.772	22.166	47.036	26.570	211.4	42:34.891
10	1:37.081	22.678	47.583	26.820	209.5	25:00.906	17	5:37.430 B	4:10.155	53.163	34.112	210.7	48:12.321
11	1:37.402	22.905	47.643	26.854	212.7	26:38.308	40 Kasper SCHORMANS NLD MP Motorsport TATUUS T-421						
12	1:37.293	22.545	47.907	26.841	207.6	28:15.601	1	34:24.650	...	57.450	29.813		34:24.650
13	1:36.673	22.516	47.357	26.800	207.6	29:52.274	2	1:41.292	24.444	49.208	27.640	202.7	36:05.942
14	1:41.953 B	22.546	47.782	31.625	209.5	31:34.227	3	1:39.680	22.920	49.665	27.095	206.3	37:45.622
15	13:06.549 B	...	56.190	37.869		44:40.776	4	1:36.484	22.736	47.155	26.593	208.8	39:22.106
16	5:46.725	4:27.826	50.928	27.971		50:27.501	5	1:35.963	22.301	47.067	26.595	208.8	40:58.069
17	1:38.990	23.244	48.464	27.282	198.1	52:06.491	6	1:35.308	22.207	46.712	26.389	208.8	42:33.377
18	1:37.003	22.563	47.731	26.709	207.6	53:43.494	7	1:51.336 B	22.262	51.060	38.014	210.1	44:24.713
19	1:36.813	22.401	47.328	27.084	208.8	55:20.307	8	5:32.136	4:17.386	48.131	26.619		49:56.849
32 Simón BULBARELLA ARG Drivex TATUUS T-421							9 1:35.708 22.359 46.940 26.409 210.1 51:32.557						
1	2:44.956 B	1:05.853	58.652	40.451		2:44.956	10	1:34.954	22.137	46.581	26.236	210.7	53:07.511
2	8:28.344	7:04.830	54.123	29.391		11:13.300	11	1:34.744	22.092	46.512	26.140	210.7	54:42.255
3	1:42.740	24.784	49.752	28.204	202.7	12:56.040	12	1:43.425 B	22.056	46.636	34.733	213.3	56:25.680
4	1:40.396	23.642	48.995	27.759	207.6	14:36.436	44 Elliot KACZYNSKI SWE Drivex TATUUS T-421						
5	1:38.965	23.811	47.927	27.227	207.6	16:15.401	1	7:00.575 B	5:27.688	56.011	36.876		7:00.575
6	1:37.598	23.033	47.416	27.149	208.8	17:52.999	2	6:57.060	5:29.897	56.653	30.510		13:57.635
7	1:37.388	23.093	47.429	26.866	208.2	19:30.387	3	1:42.259	24.687	50.044	27.528	203.9	15:39.894
8	1:37.466	22.815	47.642	27.009	206.3	21:07.853	4	1:38.580	23.384	48.206	26.990	208.8	17:18.474
9	1:37.343	22.621	47.561	27.161	211.4	22:45.196	5	1:37.526	23.121	47.675	26.730	207.6	18:56.000
10	1:37.205	22.679	47.620	26.906	207.6	24:22.401	6	1:37.057	22.701	47.385	26.971	208.8	20:33.057
11	1:37.080	22.894	47.324	26.862	210.7	25:59.481	7	1:37.625	23.400	47.685	26.540	206.3	22:10.682
12	1:36.383	22.506	47.074	26.803	207.6	27:35.864	8	1:36.140	22.506	47.086	26.548	210.7	23:46.822
13	1:46.148 B	22.593	49.143	34.412	209.5	29:22.012	9	1:35.868	22.453	47.018	26.397	208.2	25:22.690
14	8:30.371	7:03.505	58.036	28.830		37:52.383	10	1:35.766	22.334	46.891	26.541	208.2	26:58.456
15	1:41.249	24.151	49.399	27.699	205.7	39:33.632	11	1:35.535	22.447	46.814	26.274	207.6	28:33.991
16	1:38.238	23.013	47.904	27.321	209.5	41:11.870	12	1:36.394	22.301	47.550	26.543	208.2	30:10.385
17	1:37.344	22.622	47.659	27.063	208.8	42:49.214	13	1:41.857 B	22.248	47.050	32.559	209.5	31:52.242
18	1:53.064 B	22.566	51.862	38.636	210.7	44:42.278	14	8:54.645	7:32.080	53.891	28.674		40:46.887
19	5:09.571	3:54.231	48.278	27.062		49:51.849	15	1:39.682	24.207	48.651	26.824	203.9	42:26.569
20	1:36.463	22.474	47.216	26.773	208.8	51:28.312	16	1:47.011 B	22.522	50.210	34.279	206.3	44:13.580
21	1:36.100	22.260	47.112	26.728	208.2	53:04.412	17	5:40.383	4:24.240	49.082	27.061		49:53.963
22	1:35.907	22.314	47.016	26.577	212.0	54:40.319	18	1:35.941	22.356	46.952	26.633	208.8	51:29.904
23	1:35.810	22.159	46.837	26.814	210.7	56:16.129	19	1:35.522	22.061	46.959	26.502	210.1	53:05.426
39 Louis COCHET NLD KCL Motorsport TATUUS T-421							20 1:35.540 22.141 47.043 26.356 210.1 54:40.966						
1	3:45.961	2:19.699	55.781	30.481		3:45.961	21	1:38.064	22.085	48.547	27.432	212.7	56:19.030
2	2:01.314 B	26.861	50.685	43.768	155.7	5:47.275	46 Nathan TYE GBR Drivex TATUUS T-421						




F4Spain

Official Collective Test - VALENCIA

Day 1 - Session 1 - Gr.A

Sector Analysis

_ Invalidated Lap						■ Personal Best						■ Session Best						■ Crossing the pit lane									
Lap	Time	Sector 1	Sector 2	Sector 3	T.Sp	Elapsed	Lap	Time	Sector 1	Sector 2	Sector 3	T.Sp	Elapsed	Lap	Time	Sector 1	Sector 2	Sector 3	T.Sp	Elapsed	Lap	Time	Sector 1	Sector 2	Sector 3	T.Sp	Elapsed
71 Sam URUS MCO																											
DXR TATUUS T-421																											
1	6:04.941	B	4:24.849	1:03.114	36.978	6:04.941	19	1:35.780	22.358	47.011	26.411	210.7	53:15.493														
2	6:28.229	5:03.601	54.574	30.054	12:33.170	20	1:35.297	22.132	46.720	26.445	211.4	54:50.790															
3	1:45.281	25.612	50.891	28.778	180.0	14:18.451	21	1:35.319	22.132	46.795	26.392	210.1	56:26.109														
4	1:41.345	24.749	48.846	27.750	203.9	15:59.796	80 Sebastián FRIGOLET MEX						DXR TATUUS T-421														
5	1:38.748	23.247	48.274	27.227	207.6	17:38.544	1	2:48.385	B	1:10.490	57.028	40.867	2:48.385														
6	1:38.065	22.848	47.922	27.295	208.2	19:16.609	2	8:40.911	7:17.186	54.129	29.596	11:29.296															
7	1:37.597	22.687	47.700	27.210	208.2	20:54.206	3	1:45.377	25.514	51.185	28.678	205.1	13:14.673														
8	1:36.973	22.563	47.426	26.984	207.6	22:31.179	4	1:42.906	24.482	50.279	28.145	207.6	14:57.579														
9	1:36.472	22.507	47.068	26.897	208.2	24:07.651	5	1:41.193	24.008	49.292	27.893	208.2	16:38.772														
10	1:39.257	22.236	48.674	28.347	207.6	25:46.908	6	1:40.081	23.745	48.731	27.605	206.3	18:18.853														
11	1:36.602	22.271	47.090	27.241	208.2	27:23.510	7	1:38.892	23.460	48.131	27.301	208.2	19:57.745														
12	2:09.002	B	22.342	1:11.977	34.683	29:32.512	8	1:39.239	23.318	48.600	27.321	207.6	21:36.984														
13	8:51.086	7:30.684	51.518	28.884	38:23.598	9	1:38.381	23.080	48.049	27.252	208.8	23:15.365															
14	1:41.413	23.841	49.023	28.549	202.7	40:05.011	10	1:37.728	22.914	47.761	27.053	208.8	24:53.093														
15	1:37.259	22.559	47.568	27.132	206.3	41:42.270	11	1:40.208	22.713	47.644	29.851	209.5	26:33.301														
16	1:36.508	22.318	47.223	26.967	207.6	43:18.778	12	1:37.298	22.690	47.692	26.916	212.0	28:10.599														
17	1:52.245	B	27.442	50.386	34.417	45:11.023	13	1:47.911	B	22.844	48.461	36.606	210.1	29:58.510													
18	5:07.611	3:50.686	49.172	27.753	50:18.634	14	20:25.069	...	51.300	28.206	...	50:23.579															
19	1:38.166	22.940	47.786	27.440	208.8	51:56.800	15	1:39.717	23.677	48.753	27.287	205.1	52:03.296														
20	1:36.914	22.362	47.699	26.853	208.2	53:33.714	16	1:46.953	22.970	56.406	27.577	208.2	53:50.249														
21	1:36.201	22.358	47.126	26.717	207.6	55:09.915	17	1:37.176	22.863	47.444	26.869	208.8	55:27.425														
74 Pablo RICCOBONO ESP																											
GRS TATUUS T-421																											
1	4:22.678	B	2:46.855	57.609	38.214	4:22.678	83 Alfons MIETTINEN FIN						GRS TATUUS T-421														
2	4:28.711	3:04.285	51.597	32.829	8:51.389	1	9:01.241	7:17.773	1:09.042	34.426	9:01.241																
3	1:43.598	25.468	50.297	27.833	206.3	10:34.987	2	1:55.409	28.665	56.462	30.282	165.8	10:56.650														
4	1:39.514	24.058	48.300	27.156	209.5	12:14.501	3	1:47.764	25.211	53.511	29.042	209.5	12:44.414														
5	1:40.878	23.265	50.551	27.062	208.8	13:55.379	4	2:13.702	B	27.491	1:02.023	44.188	208.2	14:58.116													
6	1:38.421	23.273	48.071	27.077	212.7	15:33.800	5	6:40.632	5:17.348	54.751	28.533	21:38.748															
7	1:37.443	22.995	47.851	26.597	208.8	17:11.243	6	1:41.926	23.817	50.426	27.683	209.5	23:20.674														
8	1:36.929	22.866	47.467	26.596	208.8	18:48.172	7	1:39.550	23.263	48.901	27.386	211.4	25:00.224														
9	1:36.653	22.592	47.373	26.688	208.8	20:24.825	8	1:40.029	23.844	48.731	27.454	210.7	26:40.253														
10	1:36.336	22.620	47.252	26.464	210.7	22:01.161	9	1:38.832	22.882	48.542	27.408	210.7	28:19.085														
11	1:36.206	22.479	47.271	26.456	209.5	23:37.367	10	1:38.069	22.978	48.200	26.891	212.0	29:57.154														
12	1:43.253	B	22.653	47.824	32.776	25:20.620	11	1:37.325	22.615	47.842	26.868	212.0	31:34.479														
13	13:31.947	...	53.750	28.455	38:52.567	12	1:37.316	22.520	47.850	26.946	206.9	33:11.795															
14	1:41.810	24.337	49.228	28.245	205.7	40:34.377	13	1:37.450	22.556	48.057	26.837	211.4	34:49.245														
15	1:37.854	22.997	47.833	27.024	209.5	42:12.231	14	1:37.052	22.460	47.903	26.689	210.1	36:26.297														
16	1:48.245	B	22.455	48.324	37.466	44:00.476	15	1:36.702	22.320	47.685	26.697	212.7	38:02.999														
17	6:02.361	4:47.245	47.795	27.321	50:02.837	16	1:46.920	B	22.398	47.922	36.600	212.7	39:49.919														
18	1:36.876	22.566	47.693	26.617	209.5	51:39.713	17	10:35.364	9:17.206	50.352	27.806	50:25.283															
94 Jorden MOODLEY ZAF																											
G4 TATUUS T-421																											
1	35:31.537	...	54.270	30.559	35:31.537	18	1:38.336	23.100	48.039	27.197	208.2	52:03.619															
2	1:44.267	24.831	50.530	28.906	203.9	37:15.804	19	1:37.921	23.069	48.052	26.800	203.9	53:41.540														
3	1:40.787	23.691	48.983	28.113	205.7	38:56.591	20	1:37.477	22.453	47.649	27.375	211.4	55:19.017														
4	1:39.743	23.336	49.281	27.126	207.6	40:36.334	80 Sebastián FRIGOLET MEX						DXR TATUUS T-421														
5	1:38.420	22.842	48.366	27.212	209.5	42:14.754	1	2:48.385	B	1:10.490	57.028	40.867	2:48.385														
6	1:48.559	B	22.819	49.299	36.441	44:03.313	2	8:40.911	7:17.186	54.129	29.596	11:29.296															
7	6:03.064	4:46.791	48.932	27.341	50:06.377	3	1:45.377	25.514	51.185	28.678	205.1	13:14.673															
8	1:38.751	23.093	48.430	27.228	207.6	51:45.128	4	1:42.906	24.482	50.279	28.145	207.6	14:57.579														



F4Spain
Official Collective Test - VALENCIA
Day 1 - Session 1 - Gr.A

Sector Analysis

— Invalidated Lap
 ■ Personal Best
 ■ Session Best
 B Crossing the pit lane

Lap	Time	Sector 1	Sector 2	Sector 3	T.Sp	Elapsed	Lap	Time	Sector 1	Sector 2	Sector 3	T.Sp	Elapsed
9	1:37.946	22.632	48.121	27.193	207.6	53:23.074							
10	1:43.046	25.632	49.552	27.862	208.8	55:06.120							