


# F4Spain

## Official Collective Test - VALENCIA

### Day 1 - Session 2 - Gr.A

## Sector Analysis

_ Invalidated Lap							■ Personal Best		■ Session Best		■ Crossing the pit lane			
Lap	Time	Sector 1	Sector 2	Sector 3	T.Sp	Elapsed	Lap	Time	Sector 1	Sector 2	Sector 3	T.Sp	Elapsed	
<b>7</b>	<b>Felipe REIJS</b> NLD													
	MP Motorsport TATUUS T-421													
1	4:42.726	B	3:02.291	59.255	41.180	4:42.726	8	1:35.297	22.076	46.901	26.320	210.1	19:18.014	
2	4:45.445	B	3:17.528	51.070	36.847	9:28.171	9	1:35.592	22.102	46.936	26.554	210.1	20:53.606	
3	2:22.347	B	53.074	49.083	40.190	11:50.518	10	1:41.760	B	22.087	47.127	32.546	210.1	22:35.366
4	2:15.107		58.464	49.592	27.051	14:05.625	11	12:47.723		...	54.631	28.879	35:23.089	
5	1:37.070		22.391	47.676	27.003	210.7	12	1:41.863	24.687	49.567	27.609	161.9	37:04.952	
6	1:36.097		22.150	47.089	26.858	210.7	13	1:36.785	22.947	47.387	26.451	206.9	38:41.737	
7	1:35.591		22.072	47.004	26.515	210.7	14	1:35.586	22.177	46.916	26.493	209.5	40:17.323	
8	<b>1:35.131</b>		22.024	46.771	26.336	210.7	15	1:34.862	21.964	46.662	26.236	209.5	41:52.185	
9	1:44.260	B	22.022	46.921	35.317	210.7	16	1:34.940	22.042	46.558	26.340	210.1	43:27.125	
10	9:59.885		8:38.007	53.254	28.624	32:13.659	17	1:34.811	21.990	46.571	26.250	209.5	45:01.936	
11	1:40.073		23.607	49.428	27.038	202.1	18	1:37.528	23.131	47.869	26.528	208.8	46:39.464	
12	1:36.439		22.363	47.356	26.720	209.5	19	1:35.325	22.104	46.854	26.367	208.2	48:14.789	
13	1:35.542		22.129	47.029	26.384	209.5	20	<b>1:34.719</b>	<b>21.949</b>	<b>46.507</b>	<b>26.263</b>	210.1	49:49.508	
14	1:36.387		22.417	47.579	26.391	210.7	21	1:34.953	22.061	46.700	<b>26.192</b>	210.1	51:24.461	
15	1:39.671		22.118	51.224	<b>26.329</b>	214.0	22	1:34.913	22.021	46.658	26.234	210.7	52:59.374	
16	1:35.139		21.924	46.873	26.342	211.4	23	1:41.040	B	22.199	46.969	31.872	210.1	54:40.414
17	1:38.487		<b>21.882</b>	<b>46.618</b>	29.987	211.4								
18	1:47.872	B	22.062	46.927	38.883	212.0								
<b>9</b>	<b>Jean Paul KARRAS</b> GRC													
	G4 TATUUS T-421													
1	2:19.663		59.995	51.739	27.929	2:19.663								
2	1:54.130	B	23.816	52.724	37.590	200.3								
3	6:33.765		5:19.135	47.910	26.720	10:47.558								
4	1:36.771		22.437	47.558	26.776	208.2								
5	1:35.936		22.345	47.079	26.512	208.2								
6	1:35.822		22.279	47.035	26.508	209.5								
7	1:35.294		22.177	46.737	26.380	210.1								
8	1:35.385		22.111	46.884	26.390	211.4								
9	1:35.435		22.195	46.789	26.451	210.1								
10	1:35.362		22.088	46.810	26.464	210.7								
11	1:50.738	B	22.612	49.941	38.185	212.0								
12	10:53.316		9:31.148	53.608	28.560	34:41.617								
13	1:38.890		23.745	48.321	26.824	187.3								
14	1:36.548		22.453	47.278	26.817	210.1								
15	1:35.545		22.231	46.900	26.414	210.7								
16	1:35.308		22.025	46.814	26.469	209.5								
17	1:35.002		22.061	46.746	26.195	210.1								
18	1:34.970		22.020	46.760	26.190	209.5								
19	<b>1:34.832</b>		22.066	<b>46.580</b>	<b>26.186</b>	210.1								
20	1:35.131		22.088	46.629	26.414	211.4								
21	1:35.670		<b>22.000</b>	47.258	26.412	211.4								
22	1:35.076		22.120	46.728	26.228	210.7								
23	1:42.590	B	22.751	47.125	32.714	209.5								
<b>12</b>	<b>Philippe Armand KARRAS</b> GRC													
	G4 TATUUS T-421													
1	3:11.603	B	1:44.033	52.725	34.845	3:11.603								
2	6:30.888		5:12.579	50.509	27.800	9:42.491								
3	1:37.829		23.172	47.992	26.665	201.5								
4	1:35.894		22.370	46.991	26.533	210.1								
5	1:35.505		22.120	46.915	26.470	208.8								
6	1:35.730		22.268	47.024	26.438	209.5								
7	1:35.268		22.220	46.764	26.284	210.1								
<b>15</b>	<b>Jensen BURNETT</b> CAN													
	KCL Motorsport TATUUS T-421													
1	4:06.005	B	2:36.225	52.545	37.235	4:06.005								
2	5:10.041		3:53.780	49.380	26.881	9:16.046								
3	1:36.065		22.554	47.064	26.447	208.2								
4	1:36.104		22.832	47.048	26.224	212.0								
5	1:35.058		22.087	46.788	26.183	210.7								
6	1:34.996		22.076	46.686	26.234	210.7								
7	1:34.680		21.952	46.599	26.129	212.0								
8	1:34.951		21.934	46.720	26.297	211.4								
9	1:39.900	B	22.009	46.625	31.266	213.3								
10	12:44.659		...	54.716	30.042	33:12.459								
11	1:51.606	B	23.717	54.013	33.876	199.2								
12	2:06.079		44.650	53.650	27.779	37:10.144								
13	1:35.270		22.232	46.836	26.202	210.1								
14	1:34.713		21.932	46.479	26.302	209.5								
15	1:34.554		21.958	46.448	26.148	210.7								
16	1:34.397		21.913	46.287	26.197	210.7								
17	<b>1:34.261</b>		21.882	46.323	<b>26.056</b>	209.5								
18	1:41.525		22.015	46.861	32.649	210.7								
19	1:34.554		22.029	46.354	26.171	209.5								
20	1:34.264		<b>21.855</b>	<b>46.264</b>	26.145	212.7								
21	1:45.581	B	21.954	51.512	32.115	209.5								
<b>21</b>	<b>Borys LYZEN</b> POL													
	KCL Motorsport TATUUS T-421													
1	4:09.933	B	2:38.616	51.958	39.359	4:09.933								
2	5:09.256	B	3:47.345	48.896	33.015	9:19.189								
3	2:22.290	B	54.794	47.694	39.802	11:41.479								
4	2:13.786		59.850	47.193	26.743	13:55.265								
5	1:35.228		22.162	46.779	26.287	210.7								
6	1:34.982		22.035	46.671	26.276	211.4								
7	1:34.825		22.019	46.579	26.227	211.4								
8	1:34.830		22.018	46.515	26.297	210.1								
9	1:34.786		21.922	46.696	26.168	212.7								
10	1:54.863	B	22.482	51.188	41.193	214.0								
11	8:41.949		7:20.045	53.478	28.426	32:26.728								
12	1:39.798		23.927	49.180	26.691	193.1								
13	1:35.963		22.477	47.025	26.461	210.7								
14	1:34.983		22.143	46.630	26.210	212.0								



# F4Spain

## Official Collective Test - VALENCIA

### Day 1 - Session 2 - Gr.A

## Sector Analysis

— Invalidated Lap    ■ Personal Best    ■ Session Best    B Crossing the pit lane

Lap	Time	Sector 1	Sector 2	Sector 3	T.Sp	Elapsed	Lap	Time	Sector 1	Sector 2	Sector 3	T.Sp	Elapsed
15	1:34.362	21.883	46.485	25.994	211.4	38:51.834	21	1:35.669	22.208	46.945	26.516	210.1	47:53.394
16	1:34.079	21.781	46.233	26.065	210.7	40:25.913	22	1:36.559	22.324	47.227	27.008	208.8	49:29.953
17	1:34.092	21.758	46.354	25.980	209.5	42:00.005	23	1:35.711	22.267	46.895	26.549	209.5	51:05.664
18	1:34.532	22.037	46.371	26.124	211.4	43:34.537	24	1:36.107	22.243	46.990	26.874	208.8	52:41.771
19	1:34.355	21.967	46.308	26.080	211.4	45:08.892	25	1:41.473B	22.337	46.987	32.149	208.8	54:23.244
20	1:34.498	21.911	46.348	26.239	211.4	46:43.390							
21	1:34.453	22.065	46.274	26.114	210.7	48:17.843							
22	1:45.795B	23.643	47.321	34.831	212.7	50:03.638							


23 Rocco CORONEL							NLD						
MP Motorsport							TATUUS T-421						
1	4:26.419B	2:57.836	54.361	34.222		4:26.419							
2	4:52.000B	3:30.056	48.372	33.572		9:18.419							
3	3:15.961B	1:53.605	47.496	34.860		12:34.380							
4	2:07.362	51.959	46.930	28.473		14:41.742							
5	1:35.236	22.142	46.642	26.452	208.8	16:16.978							
6	1:34.689	21.958	46.570	26.161	210.7	17:51.667							
7	1:34.716	21.949	46.556	26.211	209.5	19:26.383							
8	1:34.698	21.956	46.534	26.208	212.0	21:01.081							
9	1:42.518B	21.916	46.603	33.999	210.7	22:43.599							
10	11:02.195	9:33.159	58.871	30.165		33:45.794							
11	1:44.859	25.245	50.745	28.869	189.9	35:30.653							
12	1:48.713	23.733	56.462	28.518	186.3	37:19.366							
13	1:36.000	22.492	47.151	26.357	210.1	38:55.366							
14	1:34.761	21.978	46.667	26.116	212.0	40:30.127							
15	1:34.606	21.977	46.511	26.118	209.5	42:04.733							
16	1:34.474	21.961	46.387	26.126	210.7	43:39.207							
17	1:34.355	21.960	46.338	26.057	210.1	45:13.562							
18	1:34.621	21.997	46.438	26.186	210.7	46:48.183							
19	1:34.596	22.045	46.430	26.121	211.4	48:22.779							
20	1:34.735	22.154	46.447	26.134	211.4	49:57.514							
21	1:34.322	21.872	46.285	26.165	211.4	51:31.836							
22	1:34.487	21.912	46.457	26.118	210.1	53:06.323							
23	1:39.068B	22.000	46.451	30.617	211.4	54:45.391							

28 Max RADECK							PRT						
DXR							TATUUS T-421						
1	2:01.193	42.222	50.787	28.184		2:01.193							
2	1:45.573B	23.723	48.246	33.604	188.9	3:46.766							
3	5:37.595	4:18.243	50.046	29.306		9:24.361							
4	1:38.047	23.195	48.008	26.844	205.7	11:02.408							
5	1:36.375	22.334	47.436	26.605	212.0	12:38.783							
6	1:35.875	22.349	47.052	26.474	210.1	14:14.658							
7	1:35.890	22.247	47.126	26.517	212.0	15:50.548							
8	1:35.902	22.187	47.080	26.635	212.0	17:26.450							
9	1:35.735	22.346	46.990	26.399	208.2	19:02.185							
10	1:35.732	22.134	47.078	26.520	210.1	20:37.917							
11	1:43.190B	22.219	47.617	33.354	211.4	22:21.107							
12	10:57.504	9:35.957	53.042	28.505		33:18.611							
13	1:42.240	23.867	49.785	28.588	188.3	35:00.851							
14	1:37.904	23.294	47.835	26.775	193.1	36:38.755							
15	1:36.312	22.446	47.343	26.523	210.1	38:15.067							
16	1:36.689	22.470	47.648	26.571	211.4	39:51.756							
17	1:36.391	22.307	47.228	26.856	209.5	41:28.147							
18	1:36.412	22.284	47.626	26.502	207.6	43:04.559							
19	1:37.333	22.833	47.954	26.546	208.2	44:41.892							
20	1:35.833	22.217	47.085	26.531	207.6	46:17.725							

32 Simón BULBARELLA							ARG						
Drivex							TATUUS T-421						
1	2:20.432	1:01.862	50.493	28.077		2:20.432							
2	1:55.621B	23.783	52.822	39.016	208.8	4:16.053							
3	5:05.233	3:45.447	50.854	28.932		9:21.286							
4	1:36.878	22.689	47.493	26.696	207.6	10:58.164							
5	1:36.205	22.302	47.279	26.624	213.3	12:34.369							
6	1:35.940	22.286	46.999	26.655	214.0	14:10.309							
7	1:35.321	22.168	46.688	26.465	214.0	15:45.630							
8	1:36.025	22.135	47.338	26.552	211.4	17:21.655							
9	1:35.851	22.352	46.934	26.565	213.3	18:57.506							
10	1:35.552	22.111	46.976	26.465	211.4	20:33.058							
11	4:55.167B	22.064	46.842	3:46.261	212.7	25:28.225							
12	24:35.769	...	50.084	28.222		50:03.994							
13	1:37.986	23.110	47.860	27.016	206.3	51:41.980							
14	1:36.899	22.619	47.694	26.586	210.7	53:18.879							
15	1:35.419	22.174	46.846	26.399	210.1	54:54.298							
16	1:35.419	22.132	46.901	26.386	214.0	56:29.717							

39 Louis COCHET							NLD						
KCL Motorsport							TATUUS T-421						
1	9:48.150	8:28.665	51.130	28.355		9:48.150							
2	1:50.456B	23.569	47.874	39.013	205.7	11:38.606							
3	2:16.562B	49.946	47.487	39.129		13:55.168							
4	2:07.956	53.876	47.331	26.749		16:03.124							
5	1:41.089	22.463	47.073	31.553	206.9	17:44.213							
6	1:37.067	23.537	47.061	26.469	200.3	19:21.280							
7	1:42.991	22.210	54.269	26.512	210.1	21:04.271							
8	1:44.011B	22.185	46.843	34.983	212.0	22:48.282							
9	9:51.720	8:24.712	55.852	31.156		32:40.002							
10	1:42.742	24.443	51.240	27.059	195.3	34:22.744							
11	1:36.460	22.726	47.202	26.532	210.1	35:59.204							
12	1:35.514	22.362	46.774	26.378	208.2	37:34.718							
13	1:34.891	22.145	46.606	26.140	210.1	39:09.609							
14	1:34.766	22.017	46.515	26.234	212.0	40:44.375							
15	1:34.628	21.958	46.476	26.194	209.5	42:19.003							
16	1:34.789	21.976	46.690	26.123	208.2	43:53.792							
17	1:34.812	22.071	46.608	26.133	210.1	45:28.604							
18	1:34.647	21.980	46.491	26.176	208.2	47:03.251							
19	1:34.789	22.013	46.558	26.218	210.7	48:38.040							
20	1:39.387B	21.975	46.396	31.016	210.1	50:17.427							

40 Kasper SCHORMANS							NLD						
MP Motorsport							TATUUS T-421						
1	9:18.453	7:59.054	51.648	27.751		9:18.453							
2	1:43.670B	23.074	47.677	32.919	205.1	11:02.123							
3	2:11.285B	50.864	47.393	33.028		13:13.408							
4	2:02.961	49.371	47.014	26.576		15:16.369							
5	1:35.051	22.244	46.553	26.254	210.7	16:51.420							
6	1:34.732	22.014	46.529	26.189	210.1	18:26.152							
7	1:34.954	21.965	46.493	26.496	212.0	20:01.106							




# F4Spain

## Official Collective Test - VALENCIA

### Day 1 - Session 2 - Gr.A

## Sector Analysis

— Invalidated Lap							■ Personal Best	■ Session Best	■ Crossing the pit lane					
Lap	Time	Sector 1	Sector 2	Sector 3	T.Sp	Elapsed	Lap	Time	Sector 1	Sector 2	Sector 3	T.Sp	Elapsed	
8	1:34.683	22.076	46.473	26.134	210.7	21:35.789	2	1:45.686 B	23.340	49.349	32.997	205.1	3:51.155	
9	1:43.415 B	22.049	47.583	33.783	211.4	23:19.204	3	5:34.354	4:16.067	49.139	29.148		9:25.509	
10	9:51.624	8:25.174	56.628	29.822		33:10.828	4	1:37.449	22.664	47.961	26.824	210.7	11:02.958	
11	1:45.360	24.168	53.606	27.586	205.1	34:56.188	5	1:36.785	22.284	47.775	26.726	212.7	12:39.743	
12	1:36.363	22.791	47.229	26.343	208.8	36:32.551	6	1:36.090	22.337	47.168	26.585	212.7	14:15.833	
13	1:35.063	22.188	46.611	26.264	210.7	38:07.614	7	1:35.847	22.098	47.223	26.526	211.4	15:51.680	
14	1:34.540	21.931	46.364	26.245	210.1	39:42.154	8	1:36.670	22.284	47.553	26.833	212.0	17:28.350	
15	1:34.237	21.825	46.278	26.134	210.1	41:16.391	9	1:35.857	22.143	47.084	26.630	211.4	19:04.207	
16	1:34.159	21.856	46.204	26.099	210.7	42:50.550	10	1:42.772 B	22.044	48.441	32.287	211.4	20:46.979	
17	1:34.061	21.766	46.265	26.030	212.0	44:24.611	11	10:24.816	8:59.564	55.609	29.643		31:11.795	
18	1:42.945	21.867	54.824	26.254	210.7	46:07.556	12	1:41.207	24.145	49.539	27.523	196.4	32:53.002	
19	1:40.216 B	21.919	46.579	31.718	211.4	47:47.772	13	1:38.113	22.489	47.828	27.796	208.2	34:31.115	
<b>44</b> Elliot KACZYNSKI SWE							<b>74</b> Pablo RICCOBONO ESP							
Drivex TATUUS T-421							GRS TATUUS T-421							
1	1:58.721	37.685	52.151	28.885		1:58.721	1	2:09.123	49.147	51.691	28.285		2:09.123	
2	1:46.887 B	24.113	48.146	34.628	198.6	3:45.608	2	1:52.455 B	24.161	51.996	36.298	200.9	4:01.578	
3	5:37.933	4:18.350	50.534	29.049		9:23.541	3	5:27.647	4:11.425	49.224	26.998		9:29.225	
4	1:38.013	23.566	47.794	26.653	205.7	11:01.554	4	1:37.241	22.814	47.736	26.691	211.4	11:06.466	
5	1:35.379	22.157	46.888	26.334	209.5	12:36.933	5	1:36.254	22.321	47.550	26.383	212.0	12:42.720	
6	1:35.477	22.105	46.983	26.389	210.7	14:12.410	6	1:35.930	22.256	47.071	26.603	212.0	14:18.650	
7	1:35.232	22.157	46.756	26.319	210.7	15:47.642	7	1:35.763	22.307	47.090	26.366	210.7	15:54.413	
8	1:35.253	22.046	46.802	26.405	210.7	17:22.895	8	1:35.411	22.160	46.853	26.398	213.3	17:29.824	
9	1:37.926	22.109	48.423	27.394	210.1	19:00.821	9	1:35.155	22.020	46.881	26.254	214.0	19:04.979	
10	1:35.485	22.081	46.923	26.481	210.1	20:36.306	10	1:37.805	22.508	48.433	26.864	216.0	20:42.784	
11	1:35.455	22.077	46.808	26.570	210.7	22:11.761	11	1:44.980 B	22.284	47.232	35.464	212.7	22:27.764	
12	1:47.009 B	23.891	48.874	34.244	208.8	23:58.770	12	12:08.215	...	54.575	28.583		34:35.979	
13	9:15.263	7:55.099	50.866	29.298		33:14.033	13	1:40.776	24.537	49.073	27.166	193.6	36:16.755	
14	1:45.313	23.425	53.632	28.256	202.1	34:59.346	14	1:36.548	22.706	47.334	26.508	208.8	37:53.303	
15	1:36.290	22.420	47.361	26.509	208.2	36:35.636	15	1:35.503	22.053	47.105	26.345	210.7	39:28.806	
16	1:35.676	22.188	47.252	26.236	208.2	38:11.312	16	2:02.079 B	22.033	46.693	53.353	210.7	41:30.885	
17	1:36.104	22.162	47.269	26.673	207.6	39:47.416	<b>80</b> Sebastián FRIGOLET MEX							
18	1:45.012 B	22.913	48.133	33.966	211.4	41:32.428	DXR TATUUS T-421							
<b>46</b> Nathan TYE GBR							1	1:54.873	34.717	51.516	28.640		1:54.873	
Drivex TATUUS T-421							2	4:30.590 B	1:43.750	1:32.373	1:14.467	203.3	6:25.463	
1	2:25.846 B	1:00.252	50.638	34.956		2:25.846	3	23:53.929	...	53.310	28.734		30:19.392	
2	7:17.035 B	5:52.856	49.836	34.343		9:42.881	4	1:40.502	24.159	48.901	27.442	202.1	31:59.894	
3	2:15.379	1:00.729	47.885	26.765		11:58.260	5	1:38.921	23.151	48.266	27.504	208.2	33:38.815	
4	1:35.989	22.287	47.020	26.682	209.5	13:34.249	6	1:38.528	22.727	48.740	27.061	208.2	35:17.343	
5	1:35.155	22.123	46.738	26.294	208.8	15:09.404	7	1:37.199	22.588	47.702	26.909	208.2	36:54.542	
6	1:35.044	22.055	46.707	26.282	210.1	16:44.448	8	1:37.051	22.613	47.424	27.014	209.5	38:31.593	
7	1:41.371 B	22.031	47.611	31.729	208.8	18:25.819	9	1:36.312	22.455	47.205	26.652	208.8	40:07.905	
8	19:37.548	...	50.836	27.793		38:03.367	10	1:36.779	22.436	47.558	26.785	208.8	41:44.684	
9	1:40.374	24.084	49.653	26.637	204.5	39:43.741	11	1:36.380	22.537	47.228	26.615	208.2	43:21.064	
10	1:35.682	22.220	47.052	26.410	209.5	41:19.423	12	1:36.494	22.502	47.249	26.743	208.8	44:57.558	
11	1:35.242	22.140	46.850	26.252	209.5	42:54.665	13	2:08.927 B	22.490	1:12.274	34.163	208.8	47:06.485	
12	1:34.664	21.980	46.580	26.104	210.7	44:29.329	14	3:11.155	1:56.219	47.956	26.980		50:17.640	
13	1:34.799	22.116	46.514	26.169	211.4	46:04.128	<b>71</b> Sam URUS MCO							
14	1:47.299 B	22.104	50.720	34.475	209.5	47:51.427	DXR TATUUS T-421							
15	5:10.402	3:57.108	47.027	26.267		53:01.829	1	2:05.469	43.432	53.278	28.759		2:05.469	
16	1:34.876	22.063	46.672	26.141	208.8	54:36.705								
17	1:34.632	22.041	46.485	26.106	210.1	56:11.337								



## F4Spain

### Official Collective Test - VALENCIA

### Day 1 - Session 2 - Gr.A

## Sector Analysis

— Invalidated Lap    ■ Personal Best    ■ Session Best    B Crossing the pit lane

Lap	Time	Sector 1	Sector 2	Sector 3	T.Sp	Elapsed	Lap	Time	Sector 1	Sector 2	Sector 3	T.Sp	Elapsed
15	1:36.378	22.472	47.149	26.757	208.8	51:54.018							
16	<b>1:36.152</b>	<b>22.274</b>	<b>47.141</b>	26.737	208.8	53:30.170							
17	1:36.298	22.287	47.244	26.767	209.5	55:06.468							

83		Alfons MIETTINEN					FIN	
GRS		TATUUS T-421						
1	9:48.995	8:25.450	54.723	28.822		9:48.995		
2	1:39.567	23.566	48.796	27.205	205.7	11:28.562		
3	1:37.906	22.761	48.097	27.048	212.0	13:06.468		
4	1:37.330	22.552	47.951	26.827	211.4	14:43.798		
5	1:37.306	22.436	47.923	26.947	213.3	16:21.104		
6	1:36.822	22.451	47.647	26.724	211.4	17:57.926		
7	1:36.335	22.183	<b>47.424</b>	26.728	210.7	19:34.261		
8	<b>1:36.175</b>	22.175	47.457	<b>26.543</b>	212.7	21:10.436		
9	1:53.887 B	<b>22.070</b>	49.529	42.288	211.4	23:04.323		
10	7:54.170	6:37.682	49.408	27.080		30:58.493		
11	1:37.527	22.597	48.107	26.823	208.2	32:36.020		
12	1:36.501	22.204	47.575	26.722	212.0	34:12.521		
13	1:36.763	22.284	47.796	26.683	212.7	35:49.284		
14	1:36.671	22.180	47.732	26.759	211.4	37:25.955		
15	1:45.982 B	22.427	47.590	35.965	209.5	39:11.937		

94		Jorden MOODLEY					ZAF	
G4		TATUUS T-421						
1	2:08.028	46.870	52.604	28.554		2:08.028		
2	1:50.919 B	23.771	51.533	35.615	197.5	3:58.947		
3	5:43.890	4:25.496	50.580	27.814		9:42.837		
4	1:38.738	23.312	48.347	27.079	209.5	11:21.575		
5	1:38.396	22.884	48.643	26.869	209.5	12:59.971		
6	1:44.906 B	22.515	47.956	34.435	210.7	14:44.877		
7	3:36.821	2:20.515	49.205	27.101		18:21.698		
8	1:49.449	23.427	47.674	38.348	208.2	20:11.147		
9	1:37.896	23.078	48.099	26.719	206.9	21:49.043		
10	1:50.437 B	22.560	51.076	36.801	210.7	23:39.480		
11	11:09.711	9:41.808	57.777	30.126		34:49.191		
12	1:44.322	24.900	50.514	28.908	197.5	36:33.513		
13	1:40.788	23.106	49.899	27.783	208.2	38:14.301		
14	1:39.003	22.930	49.432	26.641	208.2	39:53.304		
15	1:37.249	23.016	47.734	<b>26.499</b>	212.7	41:30.553		
16	1:36.970	22.411	47.460	27.099	210.7	43:07.523		
17	<b>1:36.503</b>	<b>22.306</b>	47.587	26.610	207.6	44:44.026		
18	1:37.468	22.393	47.597	27.478	210.7	46:21.494		
19	2:33.505 B	1:09.449	49.479	34.577	208.8	48:54.999		
20	2:18.951	1:04.790	47.473	26.688		51:13.950		
21	1:36.513	22.438	<b>47.343</b>	26.732	208.2	52:50.463		
22	1:46.210 B	22.394	47.432	36.384	208.8	54:36.673		