

F4Spain


Official Collective Test - VALENCIA

Day 1 - Session 2 - Gr.B

Sector Analysis

— Invalidated Lap ■ Personal Best ■ Session Best B Crossing the pit lane

| Lap | Time | Sector 1 | Sector 2 | Sector 3 | T.Sp | Elapsed | Lap | Time | Sector 1 | Sector 2 | Sector 3 | T.Sp | Elapsed |
|-----------|---------------------------|----------|----------|----------|-------|-----------|--------------|------------|----------|----------|----------|-------|-----------|
| 8 | Jacob MICALLEF MLT | | | | | | | | | | | | |
| | Campos Racing | | | | | | TATUUS T-421 | | | | | | |
| 1 | 1:54.651 | 33.628 | 51.735 | 29.288 | | 1:54.651 | 4 | 1:36.274 | 22.365 | 47.272 | 26.637 | 208.8 | 6:57.256 |
| 2 | 1:42.518 | 24.073 | 50.731 | 27.714 | 195.8 | 3:37.169 | 5 | 1:35.822 | 22.239 | 47.072 | 26.511 | 209.5 | 8:33.078 |
| 3 | 1:36.076 | 22.382 | 47.172 | 26.522 | 210.7 | 5:13.245 | 6 | 1:35.622 | 22.189 | 47.045 | 26.388 | 210.7 | 10:08.700 |
| 4 | 1:35.265 | 22.102 | 46.883 | 26.280 | 212.7 | 6:48.510 | 7 | 1:35.772 | 22.212 | 47.074 | 26.486 | 210.7 | 11:44.472 |
| 5 | 1:35.432 | 22.138 | 47.107 | 26.187 | 212.7 | 8:23.942 | 8 | 1:35.625 | 22.076 | 47.113 | 26.436 | 212.0 | 13:20.097 |
| 6 | 1:35.249 | 22.142 | 46.874 | 26.233 | 210.1 | 9:59.191 | 9 | 1:35.440 | 22.144 | 46.980 | 26.316 | 211.4 | 14:55.537 |
| 7 | 1:35.669 | 22.073 | 47.166 | 26.430 | 212.0 | 11:34.860 | 10 | 1:35.563 | 22.186 | 46.842 | 26.535 | 210.1 | 16:31.100 |
| 8 | 1:35.568 | 22.238 | 47.034 | 26.296 | 210.7 | 13:10.428 | 11 | 1:35.741 | 22.328 | 47.009 | 26.404 | 210.7 | 18:06.841 |
| 9 | 1:35.330 | 22.199 | 46.896 | 26.235 | 212.7 | 14:45.758 | 12 | 1:41.064 B | 22.121 | 47.012 | 31.931 | 210.7 | 19:47.905 |
| 10 | 1:35.647 | 22.314 | 46.987 | 26.346 | 210.7 | 16:21.405 | 13 | 18:47.922 | ... | 54.830 | 29.466 | | 38:35.827 |
| 11 | 1:35.588 | 22.167 | 46.967 | 26.454 | 209.5 | 17:56.993 | 14 | 1:43.044 | 24.743 | 50.494 | 27.807 | 193.6 | 40:18.871 |
| 12 | 1:40.702 B | 22.246 | 46.890 | 31.566 | 210.7 | 19:37.695 | 15 | 1:45.710 | 23.875 | 49.049 | 32.786 | 201.5 | 42:04.581 |
| 13 | 14:36.487 | ... | 52.853 | 28.730 | | 34:14.182 | 16 | 1:36.543 | 22.393 | 47.481 | 26.669 | 210.1 | 43:41.124 |
| 14 | 1:39.129 | 23.782 | 48.401 | 26.946 | 195.3 | 35:53.311 | 17 | 1:40.582 | 22.231 | 51.578 | 26.773 | 210.7 | 45:21.706 |
| 15 | 1:36.048 | 22.340 | 47.290 | 26.418 | 207.6 | 37:29.359 | 18 | 1:35.873 | 22.236 | 47.152 | 26.485 | 210.7 | 46:57.579 |
| 16 | 1:35.594 | 22.135 | 47.135 | 26.324 | 208.8 | 39:04.953 | 19 | 1:35.319 | 22.185 | 46.847 | 26.287 | 210.1 | 48:32.898 |
| 17 | 1:35.446 | 22.293 | 46.799 | 26.354 | 209.5 | 40:40.399 | 20 | 1:34.847 | 21.994 | 46.579 | 26.274 | 210.1 | 50:07.745 |
| 18 | 1:36.511 | 22.245 | 48.019 | 26.247 | 209.5 | 42:16.910 | 21 | 1:34.941 | 22.040 | 46.721 | 26.180 | 210.1 | 51:42.686 |
| 19 | 1:35.052 | 22.180 | 46.562 | 26.310 | 210.1 | 43:51.962 | 22 | 1:34.724 | 21.924 | 46.565 | 26.235 | 210.7 | 53:17.410 |
| 20 | 1:34.590 | 21.962 | 46.560 | 26.068 | 214.0 | 45:26.552 | 23 | 1:34.878 | 21.971 | 46.663 | 26.244 | 212.0 | 54:52.288 |
| 21 | 1:34.584 | 21.953 | 46.500 | 26.131 | 211.4 | 47:01.136 | 24 | 1:45.820 B | 22.612 | 49.923 | 33.285 | 212.7 | 56:38.108 |
| 22 | 1:34.940 | 22.098 | 46.679 | 26.163 | 208.8 | 48:36.076 | | | | | | | |
| 23 | 1:34.765 | 22.039 | 46.550 | 26.176 | 211.4 | 50:10.841 | | | | | | | |
| 24 | 1:34.756 | 21.988 | 46.662 | 26.106 | 210.7 | 51:45.597 | | | | | | | |
| 25 | 1:34.548 | 21.812 | 46.640 | 26.096 | 214.7 | 53:20.145 | | | | | | | |
| 26 | 1:40.318 B | 22.123 | 46.624 | 31.571 | 213.3 | 55:00.463 | | | | | | | |
| 10 | Luna FLUXÁ ESP | | | | | | | | | | | | |
| | Campos Racing | | | | | | TATUUS T-421 | | | | | | |
| 1 | 1:55.477 | 34.980 | 51.727 | 28.770 | | 1:55.477 | 1 | 2:31.882 | 1:03.406 | 57.412 | 31.064 | | 2:31.882 |
| 2 | 1:42.813 | 24.129 | 50.615 | 28.069 | 198.1 | 3:38.290 | 2 | 1:46.593 | 25.815 | 51.655 | 29.123 | 181.4 | 4:18.475 |
| 3 | 1:37.040 | 22.590 | 47.858 | 26.592 | 209.5 | 5:15.330 | 3 | 1:40.351 | 23.570 | 49.271 | 27.510 | 205.1 | 5:58.826 |
| 4 | 1:36.389 | 22.444 | 47.529 | 26.416 | 208.8 | 6:51.719 | 4 | 1:39.151 | 23.074 | 48.722 | 27.355 | 208.2 | 7:37.977 |
| 5 | 1:42.935 B | 22.442 | 47.354 | 33.139 | 208.8 | 8:34.654 | 5 | 1:39.967 | 22.942 | | | 206.9 | 9:17.944 |
| 6 | 20:25.845 | ... | 52.013 | 28.287 | | 29:00.499 | 6 | 1:38.026 | 22.868 | 48.035 | 27.123 | 209.5 | 10:55.970 |
| 7 | 1:38.535 | 23.629 | 48.094 | 26.812 | 205.7 | 30:39.034 | 7 | 1:37.757 | 22.569 | 48.093 | 27.095 | 208.8 | 12:33.727 |
| 8 | 1:36.200 | 22.539 | 47.247 | 26.414 | 207.6 | 32:15.234 | 8 | 1:42.026 | 23.050 | 50.683 | 28.293 | 210.7 | 14:15.753 |
| 9 | 1:35.136 | 22.159 | 46.740 | 26.237 | 210.1 | 33:50.370 | 9 | 1:37.752 | 22.657 | 47.987 | 27.108 | 210.1 | 15:53.505 |
| 10 | 1:34.730 | 21.987 | 46.605 | 26.138 | 212.0 | 35:25.100 | 10 | 1:37.647 | 22.474 | 48.271 | 26.902 | 210.7 | 17:31.152 |
| 11 | 1:34.418 | 21.842 | 46.530 | 26.046 | 209.5 | 36:59.518 | 11 | 1:45.394 B | 22.687 | 48.104 | 34.603 | 210.1 | 19:16.546 |
| 12 | 1:34.602 | 21.865 | 46.473 | 26.264 | 211.4 | 38:34.120 | 12 | 14:11.040 | ... | 59.291 | 30.792 | | 33:27.586 |
| 13 | 1:37.828 | 23.339 | 47.761 | 26.728 | 215.3 | 40:11.948 | 13 | 1:47.003 | 26.261 | 51.784 | 28.958 | 174.5 | 35:14.589 |
| 14 | 1:34.971 | 22.127 | 46.720 | 26.124 | 212.7 | 41:46.919 | 14 | 1:39.302 | 23.503 | 48.556 | 27.243 | 207.6 | 36:53.891 |
| 15 | 1:34.811 | 22.101 | 46.502 | 26.208 | 208.8 | 43:21.730 | 15 | 1:39.267 | 23.163 | 48.764 | 27.340 | 208.2 | 38:33.158 |
| 16 | 1:34.682 | 21.950 | 46.560 | 26.172 | 211.4 | 44:56.412 | 16 | 1:44.107 | 24.913 | 50.927 | 28.267 | 212.0 | 40:17.265 |
| 17 | 1:34.626 | 21.955 | 46.529 | 26.142 | 213.3 | 46:31.038 | 17 | 1:38.707 | 23.597 | 48.150 | 26.960 | 210.1 | 41:55.972 |
| 18 | 1:34.767 | 21.962 | 46.651 | 26.154 | 213.3 | 48:05.805 | 18 | 1:36.959 | 22.549 | 47.526 | 26.884 | 210.1 | 43:32.931 |
| 19 | 1:46.691 B | 21.995 | 48.580 | 36.116 | 212.7 | 49:52.496 | 19 | 1:36.943 | 22.310 | 47.649 | 26.984 | 212.0 | 45:09.874 |
| 17 | Nacho TUÑÓN ESP | | | | | | | | | | | | |
| | Monlau Motorsport | | | | | | TATUUS T-421 | | | | | | |
| 1 | 2:02.952 | 42.340 | 52.127 | 28.485 | | 2:02.952 | 1 | 2:11.780 | 49.747 | 53.179 | 28.854 | | 2:11.780 |
| 2 | 1:40.624 | 24.257 | 48.987 | 27.380 | 192.5 | 3:43.576 | 2 | 1:41.340 | 24.256 | 48.666 | 28.418 | 197.5 | 3:53.120 |
| 3 | 1:37.406 | 22.887 | 47.705 | 26.814 | 208.2 | 5:20.982 | 3 | 1:36.310 | 22.500 | 47.253 | 26.557 | 211.4 | 5:29.430 |
| 4 | | | | | | | 4 | 1:35.557 | 22.263 | 46.870 | 26.424 | 212.0 | 7:04.987 |
| 5 | | | | | | | 5 | 1:35.565 | 22.228 | 46.982 | 26.355 | 212.7 | 8:40.552 |
| 6 | | | | | | | 6 | 1:34.927 | 22.121 | 46.630 | 26.176 | 212.7 | 10:15.479 |



F4Spain

Official Collective Test - VALENCIA

Day 1 - Session 2 - Gr.B

Sector Analysis


| Lap | Time | Sector 1 | Sector 2 | Sector 3 | T.Sp | Elapsed | Lap | Time | Sector 1 | Sector 2 | Sector 3 | T.Sp | Elapsed |
|-----|------------|----------|----------|----------|-------|-----------|-----|------------|----------|----------|----------|-------|-----------|
| 7 | 1:35.126 | 22.051 | 46.785 | 26.290 | 214.0 | 11:50.605 | 10 | 1:35.079 | 22.088 | 46.713 | 26.278 | 212.0 | 16:16.537 |
| 8 | 1:34.863 | 21.989 | 46.667 | 26.207 | 214.7 | 13:25.468 | 11 | 1:35.146 | 22.044 | 46.770 | 26.332 | 210.7 | 17:51.683 |
| 9 | 1:42.528 | 22.546 | 53.124 | 26.858 | 215.3 | 15:07.996 | 12 | 1:39.853 B | 22.064 | 46.826 | 30.963 | 210.1 | 19:31.536 |
| 10 | 1:35.300 | 22.167 | 46.816 | 26.317 | 212.0 | 16:43.296 | 13 | 13:14.372 | ... | 54.589 | 28.483 | ... | 32:45.908 |
| 11 | 1:42.820 B | 22.025 | 46.746 | 34.049 | 213.3 | 18:26.116 | 14 | 1:41.776 | 24.942 | 50.058 | 26.776 | 178.6 | 34:27.684 |
| 12 | 14:48.044 | ... | 56.275 | 29.927 | ... | 33:14.160 | 15 | 1:35.892 | 22.503 | 47.108 | 26.281 | 208.8 | 36:03.576 |
| 13 | 1:43.095 | 24.736 | 50.427 | 27.932 | 191.5 | 34:57.255 | 16 | 1:34.797 | 22.084 | 46.620 | 26.093 | 209.5 | 37:38.373 |
| 14 | 1:38.113 | 23.075 | 48.295 | 26.743 | 209.5 | 36:35.368 | 17 | 1:34.951 | 22.286 | 46.503 | 26.162 | 209.5 | 39:13.324 |
| 15 | 1:35.995 | 22.427 | 47.139 | 26.429 | 210.1 | 38:11.363 | 18 | 1:34.569 | 21.963 | 46.527 | 26.079 | 208.8 | 40:47.893 |
| 16 | 1:34.832 | 22.054 | 46.611 | 26.167 | 211.4 | 39:46.195 | 19 | 1:34.385 | 21.874 | 46.370 | 26.141 | 211.4 | 42:22.278 |
| 17 | 1:34.370 | 21.887 | 46.406 | 26.077 | 212.0 | 41:20.565 | 20 | 1:34.420 | 21.920 | 46.370 | 26.130 | 210.7 | 43:56.698 |
| 18 | 1:34.296 | 21.894 | 46.298 | 26.104 | 213.3 | 42:54.861 | 21 | 1:34.581 | 21.850 | 46.592 | 26.139 | 210.7 | 45:31.279 |
| 19 | 1:34.317 | 21.897 | 46.375 | 26.045 | 212.0 | 44:29.178 | 22 | 1:34.497 | 21.857 | 46.521 | 26.119 | 210.1 | 47:05.776 |
| 20 | 1:39.877 | 21.875 | 51.097 | 26.905 | 212.7 | 46:09.055 | 23 | 1:34.629 | 21.954 | 46.596 | 26.079 | 210.1 | 48:40.405 |
| 21 | 1:34.483 | 21.934 | 46.483 | 26.066 | 212.0 | 47:43.538 | 24 | 1:34.745 | 21.968 | 46.492 | 26.285 | 210.1 | 50:15.150 |
| 22 | 1:34.333 | 21.863 | 46.409 | 26.061 | 212.7 | 49:17.871 | 25 | 1:38.654 B | 21.865 | 46.809 | 29.980 | 209.5 | 51:53.804 |
| 23 | 1:34.330 | 21.921 | 46.295 | 26.114 | 212.7 | 50:52.201 | | | | | | | |
| 24 | 1:44.863 B | 22.403 | 48.416 | 34.044 | 212.0 | 52:37.064 | | | | | | | |

| 18 Zoe FLORESCU | | ROU | | | | |
|-----------------|------------|--------------|--------|--------|----------|-----------|
| Tecnicar | | TATUUS T-421 | | | | |
| 1 | 2:17.531 | 56.040 | 52.828 | 28.663 | 2:17.531 | |
| 2 | 1:40.715 | 23.946 | 48.863 | 27.906 | 203.9 | 3:58.246 |
| 3 | 1:37.000 | 22.776 | 47.588 | 26.636 | 211.4 | 5:35.246 |
| 4 | 1:36.077 | 22.395 | 47.191 | 26.491 | 214.0 | 7:11.323 |
| 5 | 1:36.786 | 22.269 | 47.142 | 27.375 | 214.7 | 8:48.109 |
| 6 | 1:36.729 | 22.348 | 47.533 | 26.848 | 215.3 | 10:24.838 |
| 7 | 1:35.893 | 22.332 | 46.950 | 26.611 | 212.7 | 12:00.731 |
| 8 | 1:35.892 | 22.385 | 47.040 | 26.467 | 212.0 | 13:36.623 |
| 9 | 1:35.770 | 22.286 | 46.958 | 26.526 | 211.4 | 15:12.393 |
| 10 | 1:35.649 | 22.278 | 47.016 | 26.355 | 210.7 | 16:48.042 |
| 11 | 1:44.937 B | 22.338 | 48.382 | 34.217 | 211.4 | 18:32.979 |
| 12 | 14:42.661 | ... | 56.770 | 29.687 | ... | 33:15.640 |
| 13 | 1:43.055 | 24.634 | 50.292 | 28.129 | 189.9 | 34:58.695 |
| 14 | 1:38.852 | 23.169 | 48.136 | 27.547 | 208.2 | 36:37.547 |
| 15 | 1:36.356 | 22.530 | 47.255 | 26.571 | 212.0 | 38:13.903 |
| 16 | 1:35.680 | 22.275 | 47.026 | 26.379 | 211.4 | 39:49.583 |
| 17 | 1:35.402 | 22.123 | 46.778 | 26.501 | 212.0 | 41:24.985 |
| 18 | 1:35.308 | 22.123 | 46.834 | 26.351 | 211.4 | 43:00.293 |
| 19 | 1:35.101 | 22.069 | 46.689 | 26.343 | 212.0 | 44:35.394 |
| 20 | 1:35.050 | 22.069 | 46.626 | 26.355 | 211.4 | 46:10.444 |
| 21 | 1:35.062 | 22.048 | 46.768 | 26.246 | 212.0 | 47:45.506 |
| 22 | 1:34.872 | 22.082 | 46.623 | 26.167 | 212.0 | 49:20.378 |
| 23 | 1:34.934 | 22.044 | 46.673 | 26.217 | 211.4 | 50:55.312 |
| 24 | 1:42.997 B | 22.145 | 46.665 | 34.187 | 212.0 | 52:38.309 |

| 22 Vivek KANTHAN | | USA | | | | |
|------------------|----------|--------------|--------|--------|----------|-----------|
| Griffin Core | | TATUUS T-421 | | | | |
| 1 | 1:51.601 | 31.112 | 52.173 | 28.316 | 1:51.601 | |
| 2 | 1:41.661 | 24.655 | 50.104 | 26.902 | 184.3 | 3:33.262 |
| 3 | 1:36.542 | 22.306 | 47.150 | 27.086 | 207.6 | 5:09.804 |
| 4 | 1:35.434 | 22.065 | 47.038 | 26.331 | 210.7 | 6:45.238 |
| 5 | 1:35.342 | 22.189 | 46.841 | 26.312 | 208.2 | 8:20.580 |
| 6 | 1:35.471 | 22.291 | 46.878 | 26.302 | 212.0 | 9:56.051 |
| 7 | 1:35.172 | 22.061 | 46.831 | 26.280 | 207.6 | 11:31.223 |
| 8 | 1:35.190 | 22.104 | 46.839 | 26.247 | 209.5 | 13:06.413 |
| 9 | 1:35.045 | 22.058 | 46.717 | 26.270 | 210.1 | 14:41.458 |

| 24 Beau LOWETTE | | BEL | | | | |
|-----------------|------------|--------------|--------|--------|----------|-----------|
| TC Racing | | TATUUS T-421 | | | | |
| 1 | 2:03.489 | 41.235 | 53.562 | 28.692 | 2:03.489 | |
| 2 | 1:41.075 | 24.142 | 49.405 | 27.528 | 203.9 | 3:44.564 |
| 3 | 1:37.603 | 22.815 | 47.939 | 26.849 | 213.3 | 5:22.167 |
| 4 | 1:36.490 | 22.183 | 47.575 | 26.732 | 212.0 | 6:58.657 |
| 5 | 1:35.701 | 22.171 | 47.143 | 26.387 | 211.4 | 8:34.358 |
| 6 | 1:35.515 | 22.072 | 47.081 | 26.362 | 214.0 | 10:09.873 |
| 7 | 1:35.468 | 22.064 | 46.963 | 26.441 | 214.0 | 11:45.341 |
| 8 | 1:35.339 | 22.101 | 46.997 | 26.241 | 214.7 | 13:20.680 |
| 9 | 1:35.253 | 22.134 | 46.932 | 26.187 | 214.7 | 14:55.933 |
| 10 | 1:35.642 | 22.194 | 47.096 | 26.352 | 214.7 | 16:31.575 |
| 11 | 1:35.685 | 22.253 | 47.131 | 26.301 | 212.0 | 18:07.260 |
| 12 | 1:36.598 | 22.106 | 48.055 | 26.437 | 214.7 | 19:43.858 |
| 13 | 1:35.490 | 22.184 | 46.908 | 26.398 | 212.7 | 21:19.348 |
| 14 | 1:41.315 B | 22.224 | 46.717 | 32.374 | 212.0 | 23:00.663 |
| 15 | 10:43.094 | 9:21.992 | 52.530 | 28.572 | ... | 33:43.757 |
| 16 | 1:38.411 | 23.007 | 48.575 | 26.829 | 199.8 | 35:22.168 |
| 17 | 1:36.176 | 22.486 | 47.378 | 26.312 | 209.5 | 36:58.344 |
| 18 | 1:35.382 | 22.117 | 46.756 | 26.509 | 212.0 | 38:33.726 |
| 19 | 1:36.150 | 22.930 | 46.973 | 26.247 | 214.7 | 40:09.876 |
| 20 | 1:34.894 | 22.026 | 46.628 | 26.240 | 212.7 | 41:44.770 |
| 21 | 1:34.693 | 22.035 | 46.500 | 26.158 | 212.0 | 43:19.463 |
| 22 | 1:34.783 | 22.004 | 46.499 | 26.280 | 208.8 | 44:54.246 |
| 23 | 1:34.903 | 22.006 | 46.753 | 26.144 | 211.4 | 46:29.149 |
| 24 | 1:34.628 | 21.995 | 46.453 | 26.180 | 210.1 | 48:03.777 |
| 25 | 1:34.620 | 21.973 | 46.495 | 26.152 | 210.7 | 49:38.397 |
| 26 | 1:34.830 | 22.017 | 46.525 | 26.288 | 209.5 | 51:13.227 |
| 27 | 1:34.678 | 22.011 | 46.487 | 26.180 | 213.3 | 52:47.905 |
| 28 | 1:34.585 | 21.940 | 46.482 | 26.163 | 214.0 | 54:22.490 |
| 29 | 2:00.998 B | 24.766 | 56.883 | 39.349 | 214.0 | 56:23.488 |

| 25 Aleix PIÑERA | | ESP | | | | |
|-----------------|----------|--------------|--------|--------|----------|-----------|
| Tecnicar | | TATUUS T-421 | | | | |
| 1 | 2:16.343 | 54.905 | 52.952 | 28.486 | 2:16.343 | |
| 2 | 1:40.888 | 24.110 | 48.805 | 27.973 | 190.4 | 3:57.231 |
| 3 | 1:36.785 | 22.638 | 47.609 | 26.538 | 210.7 | 5:34.016 |
| 4 | 1:35.628 | 22.202 | 46.950 | 26.476 | 210.1 | 7:09.644 |
| 5 | 1:35.639 | 22.357 | 46.821 | 26.461 | 214.0 | 8:45.283 |
| 6 | 1:35.040 | 22.127 | 46.685 | 26.228 | 212.7 | 10:20.323 |



F4Spain

Official Collective Test - VALENCIA

Day 1 - Session 2 - Gr.B

Sector Analysis


| Lap | Time | Sector 1 | Sector 2 | Sector 3 | T.Sp | Elapsed | Lap | Time | Sector 1 | Sector 2 | Sector 3 | T.Sp | Elapsed |
|-----|-----------|----------|----------|----------|-------|-----------|-----|-----------|----------|----------|----------|-------|-----------|
| 7 | 1:35.011 | 22.067 | 46.714 | 26.230 | 212.7 | 11:55.334 | 12 | 1:40.127B | 22.248 | 46.817 | 31.062 | 213.3 | 19:32.399 |
| 8 | 1:34.996 | 22.025 | 46.758 | 26.213 | 212.7 | 13:30.330 | 13 | 13:14.643 | ... | 54.575 | 28.895 | ... | 32:47.042 |
| 9 | 1:34.801 | 22.004 | 46.659 | 26.138 | 212.0 | 15:05.131 | 14 | 1:41.860 | 24.556 | 50.418 | 26.886 | 180.9 | 34:28.902 |
| 10 | 1:35.028 | 21.970 | 46.801 | 26.257 | 211.4 | 16:40.159 | 15 | 1:36.295 | 22.295 | 47.173 | 26.827 | 210.7 | 36:05.197 |
| 11 | 1:43.546B | 22.013 | 47.460 | 34.073 | 211.4 | 18:23.705 | 16 | 1:34.681 | 22.033 | 46.510 | 26.138 | 208.8 | 37:39.878 |
| 12 | 14:50.950 | ... | 56.463 | 29.884 | ... | 33:14.655 | 17 | 1:34.364 | 21.925 | 46.447 | 25.992 | 212.0 | 39:14.242 |
| 13 | 1:43.062 | 24.520 | 50.623 | 27.919 | 184.8 | 34:57.717 | 18 | 1:34.121 | 21.767 | 46.341 | 26.013 | 214.7 | 40:48.363 |
| 14 | 1:38.931 | 23.108 | 48.429 | 27.394 | 212.0 | 36:36.648 | 19 | 1:35.182 | 21.940 | 46.944 | 26.298 | 213.3 | 42:23.545 |
| 15 | 1:35.866 | 22.394 | 47.225 | 26.247 | 212.0 | 38:12.514 | 20 | 1:34.143 | 21.803 | 46.322 | 26.018 | 212.0 | 43:57.688 |
| 16 | 1:34.701 | 22.003 | 46.569 | 26.129 | 212.7 | 39:47.215 | 21 | 1:34.173 | 21.876 | 46.308 | 25.989 | 212.7 | 45:31.861 |
| 17 | 1:34.266 | 21.868 | 46.346 | 26.052 | 213.3 | 41:21.481 | 22 | 1:34.980 | 21.856 | 46.459 | 26.665 | 214.7 | 47:06.841 |
| 18 | 1:34.102 | 21.819 | 46.262 | 26.021 | 213.3 | 42:55.583 | 23 | 1:34.523 | 21.986 | 46.467 | 26.070 | 211.4 | 48:41.364 |
| 19 | 1:34.206 | 21.786 | 46.340 | 26.080 | 213.3 | 44:29.789 | 24 | 1:37.815 | 21.926 | 49.419 | 26.470 | 212.7 | 50:19.179 |
| 20 | 1:34.201 | 21.869 | 46.309 | 26.023 | 213.3 | 46:03.990 | 25 | 1:40.038B | 21.902 | 46.529 | 31.607 | 214.7 | 51:59.217 |
| 21 | 1:34.166 | 21.820 | 46.294 | 26.052 | 212.0 | 47:38.156 | | | | | | | |
| 22 | 1:34.307 | 22.007 | 46.262 | 26.038 | 211.4 | 49:12.463 | | | | | | | |
| 23 | 1:45.116B | 22.056 | 47.816 | 35.244 | 210.1 | 50:57.579 | | | | | | | |

| 27 Alexander CHARTIER | | ITA | | | | |
|-----------------------|-----------|--------------|--------|--------|----------|-----------|
| Monlau Motorsport | | TATUUS T-421 | | | | |
| 1 | 2:04.213 | 43.181 | 52.219 | 28.813 | 2:04.213 | |
| 2 | 1:40.190 | 24.350 | 48.711 | 27.129 | 171.5 | 3:44.403 |
| 3 | 1:37.063 | 22.516 | 47.933 | 26.614 | 211.4 | 5:21.466 |
| 4 | 1:36.355 | 22.258 | 47.493 | 26.604 | 211.4 | 6:57.821 |
| 5 | 1:35.777 | 22.171 | 47.161 | 26.445 | 210.7 | 8:33.598 |
| 6 | 1:46.907B | 22.139 | 52.180 | 32.588 | 212.0 | 10:20.505 |
| 7 | 3:52.763 | 2:37.019 | 47.780 | 27.964 | ... | 14:13.268 |
| 8 | 1:35.757 | 22.227 | 47.232 | 26.298 | 210.7 | 15:49.025 |
| 9 | 1:35.757 | 22.132 | 47.216 | 26.409 | 210.1 | 17:24.782 |
| 10 | 1:35.744 | 22.095 | 47.240 | 26.409 | 208.8 | 19:00.526 |
| 11 | 1:41.505B | 22.313 | 47.326 | 31.866 | 210.1 | 20:42.031 |
| 12 | 18:02.386 | ... | 58.391 | 31.817 | ... | 38:44.417 |
| 13 | 1:45.650 | 27.475 | 50.756 | 27.419 | 140.5 | 40:30.067 |
| 14 | 1:36.832 | 22.647 | 47.485 | 26.700 | 209.5 | 42:06.899 |
| 15 | 1:35.440 | 22.229 | 46.901 | 26.310 | 209.5 | 43:42.339 |
| 16 | 1:35.332 | 22.046 | 46.907 | 26.379 | 210.7 | 45:17.671 |
| 17 | 1:34.975 | 22.022 | 46.688 | 26.265 | 210.1 | 46:52.646 |
| 18 | 1:34.829 | 22.025 | 46.679 | 26.125 | 208.8 | 48:27.475 |
| 19 | 1:35.042 | 22.107 | 46.608 | 26.327 | 210.1 | 50:02.517 |
| 20 | 1:34.968 | 22.137 | 46.761 | 26.070 | 210.1 | 51:37.485 |
| 21 | 1:34.965 | 22.031 | 46.574 | 26.360 | 211.4 | 53:12.450 |
| 22 | 1:35.835 | 21.990 | 47.411 | 26.434 | 210.1 | 54:48.285 |
| 23 | 1:34.836 | 21.945 | 46.600 | 26.291 | 209.5 | 56:23.121 |

| 37 Ty FISHER | | CAN | | | | |
|--------------|----------|--------------|--------|--------|----------|-----------|
| Griffin Core | | TATUUS T-421 | | | | |
| 1 | 1:52.470 | 31.806 | 52.088 | 28.576 | 1:52.470 | |
| 2 | 1:41.967 | 24.417 | 50.192 | 27.358 | 179.5 | 3:34.437 |
| 3 | 1:36.301 | 22.437 | 47.167 | 26.697 | 212.7 | 5:10.738 |
| 4 | 1:35.479 | 22.121 | 47.004 | 26.354 | 212.7 | 6:46.217 |
| 5 | 1:35.188 | 22.130 | 46.880 | 26.178 | 212.0 | 8:21.405 |
| 6 | 1:35.151 | 22.043 | 46.850 | 26.258 | 213.3 | 9:56.556 |
| 7 | 1:35.471 | 22.104 | 46.919 | 26.448 | 216.7 | 11:32.027 |
| 8 | 1:35.045 | 22.003 | 46.720 | 26.322 | 212.0 | 13:07.072 |
| 9 | 1:34.881 | 21.964 | 46.745 | 26.172 | 214.7 | 14:41.953 |
| 10 | 1:35.253 | 22.123 | 46.860 | 26.270 | 214.7 | 16:17.206 |
| 11 | 1:35.066 | 22.004 | 46.893 | 26.169 | 213.3 | 17:52.272 |

| 38 Daniel KELLEHER | | IRE | | | | |
|--------------------|-----------|--------------|--------|--------|----------|-----------|
| Campos Racing | | TATUUS T-421 | | | | |
| 1 | 2:51.599 | 1:34.773 | 49.585 | 27.241 | 2:51.599 | |
| 2 | 1:37.212 | 23.275 | 47.340 | 26.597 | 198.1 | 4:28.811 |
| 3 | 1:35.693 | 22.358 | 47.069 | 26.266 | 211.4 | 6:04.504 |
| 4 | 1:35.523 | 22.295 | 46.954 | 26.274 | 210.1 | 7:40.027 |
| 5 | 1:35.806 | 22.262 | 47.156 | 26.388 | 211.4 | 9:15.833 |
| 6 | 1:35.172 | 22.206 | 46.787 | 26.179 | 213.3 | 10:51.005 |
| 7 | 1:35.559 | 22.180 | 47.047 | 26.332 | 212.7 | 12:26.564 |
| 8 | 1:35.366 | 22.198 | 46.922 | 26.246 | 213.3 | 14:01.930 |
| 9 | 1:35.244 | 22.139 | 46.878 | 26.227 | 211.4 | 15:37.174 |
| 10 | 1:35.653 | 22.345 | 47.040 | 26.268 | 210.1 | 17:12.827 |
| 11 | 1:35.937 | 22.296 | 46.949 | 26.692 | 212.0 | 18:48.764 |
| 12 | 1:42.697B | 22.489 | 47.011 | 33.197 | 212.7 | 20:31.461 |
| 13 | 12:21.267 | ... | 57.181 | 29.297 | ... | 32:52.728 |
| 14 | 1:41.084 | 24.030 | 49.616 | 27.438 | 197.5 | 34:33.812 |
| 15 | 1:36.722 | 22.727 | 47.582 | 26.413 | 211.4 | 36:10.534 |
| 16 | 1:36.277 | 22.619 | 47.173 | 26.485 | 209.5 | 37:46.811 |
| 17 | 1:35.217 | 22.143 | 46.710 | 26.364 | 209.5 | 39:22.028 |
| 18 | 1:35.087 | 22.104 | 46.813 | 26.170 | 214.0 | 40:57.115 |
| 19 | 1:34.707 | 22.035 | 46.509 | 26.163 | 211.4 | 42:31.822 |
| 20 | 1:34.635 | 21.963 | 46.508 | 26.164 | 211.4 | 44:06.457 |
| 21 | 1:34.419 | 21.982 | 46.371 | 26.066 | 214.0 | 45:40.876 |
| 22 | 1:34.462 | 21.914 | 46.502 | 26.046 | 211.4 | 47:15.338 |
| 23 | 1:34.614 | 22.021 | 46.462 | 26.131 | 208.8 | 48:49.952 |
| 24 | 1:34.819 | 22.073 | 46.518 | 26.228 | 211.4 | 50:24.771 |
| 25 | 1:34.626 | 22.058 | 46.455 | 26.113 | 210.1 | 51:59.397 |
| 26 | 1:41.473B | 22.069 | 46.456 | 32.948 | 210.7 | 53:40.870 |

| 73 Fausto ARNAUDO | | ARG | | | | |
|-------------------|----------|--------------|--------|--------|----------|-----------|
| Monlau Motorsport | | TATUUS T-421 | | | | |
| 1 | 2:05.879 | 41.918 | 53.172 | 30.789 | 2:05.879 | |
| 2 | 1:40.514 | 24.424 | 48.695 | 27.395 | 174.1 | 3:46.393 |
| 3 | 1:37.075 | 22.605 | 48.006 | 26.464 | 204.5 | 5:23.468 |
| 4 | 1:35.823 | 22.219 | 47.090 | 26.514 | 212.0 | 6:59.291 |
| 5 | 1:42.218 | 22.119 | 53.461 | 26.638 | 214.0 | 8:41.509 |
| 6 | 1:35.360 | 22.032 | 47.016 | 26.312 | 212.7 | 10:16.869 |
| 7 | 1:35.361 | 22.083 | 46.923 | 26.355 | 213.3 | 11:52.230 |
| 8 | 1:35.055 | 21.965 | 46.794 | 26.296 | 214.0 | 13:27.285 |
| 9 | 1:35.104 | 21.926 | 46.933 | 26.245 | 212.7 | 15:02.389 |
| 10 | 1:34.884 | 21.999 | 46.643 | 26.242 | 212.0 | 16:37.273 |
| 11 | 1:35.347 | 22.007 | 47.088 | 26.252 | 212.0 | 18:12.620 |



F4Spain

Official Collective Test - VALENCIA

Day 1 - Session 2 - Gr.B

Sector Analysis

| Lap | Time | Sector 1 | Sector 2 | Sector 3 | T.Spd | Elapsed | Lap | Time | Sector 1 | Sector 2 | Sector 3 | T.Spd | Elapsed |
|-----|-------------------|---------------|---------------|---------------|-------|-----------|-----|-------------------|---------------|---------------|---------------|-------|-----------|
| 12 | 1:42.608 B | 22.134 | 47.488 | 32.986 | 213.3 | 19:55.228 | 18 | 1:35.570 | 22.349 | 46.854 | 26.367 | 212.0 | 43:27.603 |
| 13 | 17:39.163 | ... | 56.005 | 29.766 | | 37:34.391 | 19 | 1:35.416 | 22.083 | 46.752 | 26.581 | 212.0 | 45:03.019 |
| 14 | 1:46.236 | 26.726 | 51.470 | 28.040 | 165.8 | 39:20.627 | 20 | 1:35.094 | 22.073 | 46.676 | 26.345 | 212.7 | 46:38.113 |
| 15 | 1:37.468 | 22.728 | 48.251 | 26.489 | 209.5 | 40:58.095 | 21 | 1:35.044 | 22.133 | 46.625 | 26.286 | 212.7 | 48:13.157 |
| 16 | 1:35.224 | 22.110 | 46.919 | 26.195 | 212.0 | 42:33.319 | 22 | 1:35.348 | 22.002 | 46.754 | 26.592 | 208.8 | 49:48.505 |
| 17 | 1:34.599 | 21.932 | 46.605 | 26.062 | 212.0 | 44:07.918 | 23 | 1:34.975 | 22.198 | 46.627 | 26.150 | 210.1 | 51:23.480 |
| 18 | 1:34.418 | 21.799 | 46.543 | 26.076 | 212.0 | 45:42.336 | 24 | 1:34.691 | 21.950 | 46.577 | 26.164 | 212.0 | 52:58.171 |
| 19 | 1:34.387 | 21.871 | 46.512 | 26.004 | 212.0 | 47:16.723 | 25 | 1:45.886 B | 22.402 | 48.609 | 34.875 | 215.3 | 54:44.057 |
| 20 | 1:34.363 | 21.888 | 46.426 | 26.049 | 212.0 | 48:51.086 | | | | | | | |
| 21 | 1:34.798 | 21.871 | 46.566 | 26.361 | 212.0 | 50:25.884 | | | | | | | |
| 22 | 1:34.528 | 21.945 | 46.492 | 26.091 | 211.4 | 52:00.412 | | | | | | | |
| 23 | 1:41.238 B | 22.064 | 46.589 | 32.585 | 214.0 | 53:41.650 | | | | | | | |

| Lap | Time | Sector 1 | Sector 2 | Sector 3 | T.Spd | Elapsed |
|-----|-------------------|---------------|---------------|---------------|-------|-----------|
| 1 | 1:59.008 | 37.975 | 51.892 | 29.141 | | 1:59.008 |
| 2 | 1:40.563 | 23.921 | 48.708 | 27.934 | 191.5 | 3:39.571 |
| 3 | 1:38.432 | 23.223 | 48.031 | 27.178 | 200.3 | 5:18.003 |
| 4 | 1:35.599 | 22.174 | 47.107 | 26.318 | 211.4 | 6:53.602 |
| 5 | 1:35.451 | 22.034 | 47.107 | 26.310 | 211.4 | 8:29.053 |
| 6 | 1:35.453 | 22.182 | 46.895 | 26.376 | 213.3 | 10:04.506 |
| 7 | 1:37.549 | 22.470 | 48.618 | 26.461 | 210.7 | 11:42.055 |
| 8 | 1:35.216 | 22.110 | 46.869 | 26.237 | 210.7 | 13:17.271 |
| 9 | 1:35.356 | 22.156 | 46.917 | 26.283 | 213.3 | 14:52.627 |
| 10 | 1:35.460 | 22.149 | 46.955 | 26.356 | 209.5 | 16:28.087 |
| 11 | 1:41.835 B | 22.194 | 46.940 | 32.701 | 210.7 | 18:09.922 |
| 12 | 14:57.725 | ... | 55.956 | 29.840 | | 33:07.647 |
| 13 | 1:41.622 | 24.340 | 49.798 | 27.484 | 193.6 | 34:49.269 |
| 14 | 1:35.617 | 22.406 | 47.003 | 26.208 | 211.4 | 36:24.886 |
| 15 | 1:34.972 | 22.113 | 46.692 | 26.167 | 210.1 | 37:59.858 |
| 16 | 1:34.348 | 21.968 | 46.308 | 26.072 | 212.0 | 39:34.206 |
| 17 | 1:34.171 | 21.945 | 46.247 | 25.979 | 212.0 | 41:08.377 |
| 18 | 1:34.142 | 21.917 | 46.212 | 26.013 | 210.7 | 42:42.519 |
| 19 | 1:34.507 | 21.942 | 46.467 | 26.098 | 212.0 | 44:17.026 |
| 20 | 1:44.548 | 24.013 | 53.986 | 26.549 | 212.7 | 46:01.574 |
| 21 | 1:34.508 | 21.965 | 46.497 | 26.046 | 210.1 | 47:36.082 |
| 22 | 1:57.386 B | 27.164 | 56.016 | 34.206 | 211.4 | 49:33.468 |

| Lap | Time | Sector 1 | Sector 2 | Sector 3 | T.Spd | Elapsed |
|-----|-------------------|----------|----------|----------|-------|-----------|
| 1 | 2:12.020 | 51.842 | 51.895 | 28.283 | | 2:12.020 |
| 2 | 1:41.853 | 24.596 | 48.626 | 28.631 | 196.4 | 3:53.873 |
| 3 | 1:36.706 | 22.378 | 47.539 | 26.789 | 212.7 | 5:30.579 |
| 4 | 1:36.798 | 22.535 | 47.654 | 26.609 | 213.3 | 7:07.377 |
| 5 | 1:43.698 | 22.277 | 47.298 | 34.123 | 211.4 | 8:51.075 |
| 6 | 1:37.416 | 23.448 | 47.595 | 26.373 | 210.1 | 10:28.491 |
| 7 | 1:53.599 | 22.099 | 47.184 | 44.316 | 212.7 | 12:22.090 |
| 8 | 1:36.140 | 22.430 | 47.280 | 26.430 | 210.7 | 13:58.230 |
| 9 | 1:35.702 | 22.207 | 47.050 | 26.445 | 212.7 | 15:33.932 |
| 10 | 1:40.820 | 22.266 | 51.860 | 26.694 | 211.4 | 17:14.752 |
| 11 | 1:46.318 B | 22.215 | 47.284 | 36.819 | 212.0 | 19:01.070 |
| 12 | 14:46.235 | ... | 53.238 | 28.233 | | 33:47.305 |
| 13 | 1:40.533 | 23.520 | 50.105 | 26.908 | 203.9 | 35:27.838 |
| 14 | 1:37.181 | 22.455 | 47.811 | 26.915 | 210.1 | 37:05.019 |
| 15 | 1:35.898 | 22.288 | 47.160 | 26.450 | 210.7 | 38:40.917 |
| 16 | 1:35.845 | 22.119 | 47.089 | 26.637 | 215.3 | 40:16.762 |
| 17 | 1:35.271 | 22.157 | 46.871 | 26.243 | 211.4 | 41:52.033 |

| Lap | Time | Sector 1 | Sector 2 | Sector 3 | T.Spd | Elapsed |
|-----|-------------------|---------------|---------------|---------------|-------|-----------|
| 1 | 1:53.937 | 32.874 | 51.921 | 29.142 | | 1:53.937 |
| 2 | 1:41.980 | 24.359 | 50.160 | 27.461 | 182.4 | 3:35.917 |
| 3 | 1:36.258 | 22.350 | 47.139 | 26.769 | 211.4 | 5:12.175 |
| 4 | 1:35.167 | 22.059 | 46.800 | 26.308 | 212.0 | 6:47.342 |
| 5 | 1:35.029 | 22.083 | 46.804 | 26.142 | 212.7 | 8:22.371 |
| 6 | 1:35.047 | 21.982 | 46.766 | 26.299 | 213.3 | 9:57.418 |
| 7 | 1:35.854 | 21.987 | 46.801 | 27.066 | 215.3 | 11:33.272 |
| 8 | 1:34.947 | 21.995 | 46.783 | 26.169 | 214.0 | 13:08.219 |
| 9 | 1:35.024 | 22.022 | 46.793 | 26.209 | 214.0 | 14:43.243 |
| 10 | 1:34.930 | 21.969 | 46.758 | 26.203 | 212.0 | 16:18.173 |
| 11 | 1:35.440 | 22.028 | 47.053 | 26.359 | 213.3 | 17:53.613 |
| 12 | 1:40.872 B | 22.050 | 46.787 | 32.035 | 212.7 | 19:34.485 |
| 13 | 13:15.357 | ... | 56.582 | 29.011 | | 32:49.842 |
| 14 | 1:41.644 | 24.312 | 50.101 | 27.231 | 193.1 | 34:31.486 |
| 15 | 1:36.362 | 22.441 | 47.517 | 26.404 | 210.1 | 36:07.848 |
| 16 | 1:34.536 | 22.055 | 46.489 | 25.992 | 212.0 | 37:42.384 |
| 17 | 1:34.527 | 21.905 | 46.436 | 26.186 | 212.7 | 39:16.911 |
| 18 | 1:34.390 | 21.873 | 46.480 | 26.037 | 213.3 | 40:51.301 |
| 19 | 1:34.630 | 21.904 | 46.483 | 26.243 | 212.0 | 42:25.931 |
| 20 | 1:34.429 | 21.891 | 46.434 | 26.104 | 212.0 | 44:00.360 |
| 21 | 1:34.286 | 21.808 | 46.471 | 26.007 | 212.0 | 45:34.646 |
| 22 | 1:34.431 | 21.936 | 46.463 | 26.032 | 212.7 | 47:09.077 |
| 23 | 1:34.257 | 21.883 | 46.353 | 26.021 | 214.0 | 48:43.334 |
| 24 | 1:34.707 | 21.986 | 46.573 | 26.148 | 212.0 | 50:18.041 |
| 25 | 1:40.071 B | 21.951 | 46.541 | 31.579 | 212.7 | 51:58.112 |

| Lap | Time | Sector 1 | Sector 2 | Sector 3 | T.Spd | Elapsed |
|-----|-------------------|---------------|---------------|---------------|-------|-----------|
| 1 | 2:58.134 | 1:38.887 | 50.639 | 28.608 | | 2:58.134 |
| 2 | 1:40.789 | 24.264 | 48.780 | 27.745 | 187.3 | 4:38.923 |
| 3 | 1:37.788 | 23.110 | 47.804 | 26.874 | 200.9 | 6:16.711 |
| 4 | 1:35.777 | 22.322 | 46.968 | 26.487 | 209.5 | 7:52.488 |
| 5 | 1:35.089 | 22.181 | 46.685 | 26.223 | 210.7 | 9:27.577 |
| 6 | 1:34.626 | 21.989 | 46.443 | 26.194 | 212.0 | 11:02.203 |
| 7 | 1:34.930 | 22.018 | 46.656 | 26.256 | 212.7 | 12:37.133 |
| 8 | 1:35.075 | 22.060 | 46.815 | 26.200 | 212.7 | 14:12.208 |
| 9 | 1:34.658 | 22.079 | 46.458 | 26.121 | 211.4 | 15:46.866 |
| 10 | 1:34.956 | 22.094 | 46.666 | 26.196 | 211.4 | 17:21.822 |
| 11 | 1:34.876 | 22.051 | 46.583 | 26.242 | 212.0 | 18:56.698 |
| 12 | 1:42.492 B | 22.058 | 46.549 | 33.885 | 211.4 | 20:39.190 |
| 13 | 17:52.806 | ... | 52.537 | 28.772 | | 38:31.996 |
| 14 | 1:44.496 | 25.657 | 50.845 | 27.994 | 186.3 | 40:16.492 |
| 15 | 1:47.305 | 25.159 | 49.163 | 32.983 | 193.1 | 42:03.797 |
| 16 | 1:36.910 | 22.468 | 47.297 | 27.145 | 209.5 | 43:40.707 |
| 17 | 2:00.957 B | 29.395 | 53.810 | 37.752 | 133.7 | 45:41.664 |