

F4Spain


Official Collective Test - VALENCIA

Day 1 - Session 3 - Gr.A

Sector Analysis

— Invalidated Lap ■ Personal Best ■ Session Best ■ Crossing the pit lane

Lap	Time	Sector 1	Sector 2	Sector 3	T.Spd	Elapsed	Lap	Time	Sector 1	Sector 2	Sector 3	T.Spd	Elapsed	
7	Felipe REIJS NLD MP Motorsport TATUUS T-421							36	1:35.634	22.116	46.767	26.751	210.1	1:29:58.654
1	4:57.449	3:25.519	58.576	33.354		4:57.449	12	3:25.968	2:02.524	54.275	29.169		3:25.968	
2	1:50.834 B	26.209	49.876	34.749	179.1	6:48.283	2	1:47.144 B	24.900	49.448	32.796	167.0	5:13.112	
3	2:17.797 B	51.784	49.771	36.242		9:06.080	3	2:14.906 B	54.454	48.538	31.914		7:28.018	
4	2:07.044	51.356	48.627	27.061		11:13.124	4	2:22.030	1:07.478	47.715	26.837		9:50.048	
5	1:50.926	24.892	55.429	30.605	206.3	13:04.050	5	1:36.203	22.432	47.178	26.593	206.9	11:26.251	
6	1:37.456	23.000	47.743	26.713	208.2	14:41.506	6	1:36.214	22.499	47.043	26.672	208.2	13:02.465	
7	1:36.465	22.548	47.444	26.473	208.8	16:17.971	7	1:35.909	22.194	47.100	26.615	208.2	14:38.374	
8	1:35.881	22.262	47.137	26.482	207.6	17:53.852	8	1:35.904	22.374	47.029	26.501	208.8	16:14.278	
9	1:35.756	22.226	47.108	26.422	208.8	19:29.608	9	1:35.619	22.190	46.931	26.498	208.2	17:49.897	
10	1:35.533	22.164	46.996	26.373	211.4	21:05.141	10	1:35.786	22.214	47.066	26.506	208.2	19:25.683	
11	1:35.646	22.160	47.095	26.391	210.1	22:40.787	11	1:36.064	22.204	47.267	26.593	210.7	21:01.747	
12	1:35.830	22.128	47.166	26.536	209.5	24:16.617	12	1:35.884	22.175	47.092	26.617	208.8	22:37.631	
13	1:35.953	22.244	47.271	26.438	210.1	25:52.570	13	1:36.388	22.330	47.254	26.804	208.2	24:14.019	
14	1:35.910	22.272	47.138	26.500	209.5	27:28.480	14	1:36.159	22.277	47.344	26.538	206.9	25:50.178	
15	1:35.977	22.226	47.204	26.547	210.1	29:04.457	15	1:36.040	22.271	47.257	26.512	208.8	27:26.218	
16	1:43.347 B	22.330	48.596	32.421	210.1	30:47.804	16	1:36.490	22.504	47.377	26.609	208.2	29:02.708	
9	Jean Paul KARRAS GRC G4 TATUUS T-421							17	1:43.053 B	22.351	48.379	32.323	208.8	30:45.761
1	3:27.173 B	2:00.582	51.497	35.094		3:27.173	18	30:37.674	...	49.350	27.314		1:01:23.435	
2	2:13.083 B	43.606	50.741	38.736		5:40.256	19	1:37.369	23.072	47.640	26.657	202.1	1:03:00.804	
3	2:19.475 B	54.515	47.622	37.338		7:59.731	20	1:36.751	22.547	47.647	26.557	205.7	1:04:37.555	
4	2:06.840	52.887	47.560	26.393		10:06.571	21	1:43.734 B	22.270	49.196	32.268	208.2	1:06:21.289	
5	1:36.594	22.400	47.661	26.533	208.8	11:43.165	22	9:26.401	8:04.627	53.036	28.738		1:15:47.690	
6	1:35.788	22.291	47.131	26.366	210.1	13:18.953	23	1:39.200	24.149	48.150	26.901	169.8	1:17:26.890	
7	1:35.495	22.200	46.846	26.449	208.2	14:54.448	24	1:36.572	22.619	47.443	26.510	206.3	1:19:03.462	
8	1:35.678	22.310	46.981	26.387	208.8	16:30.126	25	1:35.265	22.093	46.781	26.391	210.7	1:20:38.727	
9	1:35.795	22.217	47.028	26.550	208.2	18:05.921	26	1:34.968	22.006	46.608	26.354	208.2	1:22:13.695	
10	1:35.596	22.279	46.872	26.445	210.1	19:41.517	27	1:35.091	22.011	46.679	26.401	207.6	1:23:48.786	
11	1:35.900	22.222	47.088	26.590	210.7	21:17.417	28	1:34.991	22.014	46.657	26.320	209.5	1:25:23.777	
12	1:36.125	22.318	47.289	26.518	208.8	22:53.542	29	1:39.372	23.452	49.299	26.621	209.5	1:27:03.149	
13	1:36.124	22.393	47.128	26.603	206.9	24:29.666	30	1:35.938	22.001	47.341	26.596	210.7	1:28:39.087	
14	1:35.901	22.360	47.044	26.497	209.5	26:05.567								
15	1:36.308	22.387	47.203	26.718	208.2	27:41.875								
16	1:35.978	22.316	47.091	26.571	208.8	29:17.853								
17	1:55.808 B	24.232	54.636	36.940	209.5	31:13.661								
18	6:29.114	5:14.721	47.762	26.631		37:42.775								
19	1:36.061	22.459	47.156	26.446	209.5	39:18.836								
20	1:35.799	22.216	46.980	26.603	212.7	40:54.635								
21	1:36.011	22.209	47.284	26.518	208.8	42:30.646								
22	1:35.787	22.209	47.092	26.486	210.1	44:06.433								
23	1:35.959	22.290	47.177	26.492	209.5	45:42.392								
24	1:35.732	22.177	47.065	26.490	210.7	47:18.124								
25	1:43.142 B	22.202	47.337	33.603	210.1	49:01.266								
26	24:32.900	...	54.330	29.036		1:13:34.166								
27	1:39.610	24.020	48.832	26.758	193.6	1:15:13.776								
28	1:36.345	22.501	47.268	26.576	208.2	1:16:50.121								
29	1:35.347	22.169	46.833	26.345	208.2	1:18:25.468								
30	1:35.093	22.145	46.710	26.238	210.1	1:20:00.561								
31	1:34.869	21.999	46.658	26.212	209.5	1:21:35.430								
32	1:35.088	22.059	46.718	26.311	210.1	1:23:10.518								
33	1:48.322	22.119	53.034	33.169	210.1	1:24:58.840								
34	1:48.635	26.939	55.288	26.408	177.7	1:26:47.475								
35	1:35.545	22.160	46.931	26.454	210.7	1:28:23.020								
							15	Jensen BURNETT CAN KCL Motorsport TATUUS T-421						
							1	3:09.534 B	1:44.533	51.529	33.472		3:09.534	
							2	2:10.592 B	50.938	47.885	31.769		5:20.126	
							3	2:46.446	1:32.142	47.614	26.690		8:06.572	
							4	1:36.087	22.355	47.153	26.579	208.8	9:42.659	
							5	1:36.143	22.507	47.147	26.489	211.4	11:18.802	
							6	1:35.708	22.294	46.922	26.492	208.2	12:54.510	
							7	1:35.770	22.334	46.925	26.511	207.6	14:30.280	
							8	1:35.219	22.211	46.753	26.255	208.8	16:05.499	
							9	1:35.182	22.153	46.700	26.329	208.8	17:40.681	
							10	1:35.280	22.136	46.818	26.326	210.1	19:15.961	
							11	1:35.459	22.168	46.967	26.324	210.7	20:51.420	
							12	1:35.251	22.113	46.771	26.367	210.7	22:26.671	
							13	1:35.265	22.145	46.768	26.352	208.2	24:01.936	
							14	1:35.433	22.156	46.869	26.408	209.5	25:37.369	
							15	1:36.273	22.266	47.643	26.364	209.5	27:13.642	
							16	1:35.530	22.198	46.977	26.355	210.1	28:49.172	
							17	1:41.697 B	22.174	47.075	32.448	208.8	30:30.869	
							18	5:02.935	3:48.637	47.674	26.624		35:33.804	
							19	1:35.604	22.291	46.928	26.385	208.2	37:09.408	
							20	1:35.292	22.195	46.810	26.287	209.5	38:44.700	



F4Spain

Official Collective Test - VALENCIA

Day 1 - Session 3 - Gr.A

Sector Analysis


Lap	Time	Sector 1	Sector 2	Sector 3	T.Sp	Elapsed	Lap	Time	Sector 1	Sector 2	Sector 3	T.Sp	Elapsed
21	1:35.520	22.092	46.766	26.662	210.7	40:20.220	16	1:35.693	22.204	46.916	26.573	210.1	28:37.773
22	1:35.325	22.182	46.748	26.395	210.1	41:55.545	17	1:43.640 B	22.311	47.876	33.453	210.1	30:21.413
23	1:35.240	22.059	46.817	26.364	210.1	43:30.785	18	7:26.203	6:08.321	50.173	27.709		37:47.616
24	1:40.588 B	22.403	46.999	31.186	208.8	45:11.373	19	1:35.972	22.337	47.076	26.559	209.5	39:23.588
25	20:54.987 B	...	57.485	35.688		1:06:06.360	20	1:35.569	22.283	46.929	26.357	211.4	40:59.157
26	6:48.601	5:29.013	51.508	28.080		1:12:54.961	21	1:35.564	22.225	46.915	26.424	210.7	42:34.721
27	1:38.889	23.307	48.436	27.146	205.7	1:14:33.850	22	1:35.332	22.144	46.787	26.401	211.4	44:10.053
28	1:37.643	22.750	47.813	27.080	206.3	1:16:11.493	23	1:35.373	22.193	46.771	26.409	211.4	45:45.426
29	1:43.852	23.899	53.316	26.637	208.8	1:17:55.345	24	1:35.804	22.246	47.061	26.497	209.5	47:21.230
30	1:36.253	22.398	47.118	26.737	207.6	1:19:31.598	25	1:42.168 B	22.291	47.076	32.801	209.5	49:03.398
31	1:35.485	22.171	46.828	26.486	210.1	1:21:07.083							
32	1:39.964 B	22.121	46.785	31.058	210.1	1:22:47.047							

21 Borys LYZEN		POL										
KCL Motorsport		TATUUS T-421										
1	2:01.645 B	32.706	50.170	38.769		2:01.645						
2	2:20.543 B	56.782	47.979	35.782		4:22.188						
3	2:05.500	51.151	47.552	26.797		6:27.688						
4	1:36.213	22.620	47.105	26.488	211.4	8:03.901						
5	1:35.443	22.313	46.884	26.246	208.8	9:39.344						
6	1:35.151	22.130	46.722	26.299	209.5	11:14.495						
7	1:35.468	22.206	47.028	26.234	210.1	12:49.963						
8	1:35.297	22.171	46.752	26.374	210.7	14:25.260						
9	1:35.205	22.133	46.805	26.267	212.7	16:00.465						
10	1:35.317	22.217	46.821	26.279	208.8	17:35.782						
11	1:35.363	22.142	46.897	26.324	211.4	19:11.145						
12	1:35.137	22.045	46.851	26.241	210.1	20:46.282						
13	1:35.255	22.048	46.785	26.422	210.7	22:21.537						
14	1:35.352	22.101	46.903	26.348	210.7	23:56.889						
15	1:35.410	22.148	46.861	26.401	210.1	25:32.299						
16	1:35.461	22.250	46.897	26.314	209.5	27:07.760						
17	1:35.476	22.114	46.938	26.424	210.7	28:43.236						
18	1:45.197 B	22.173	47.340	35.684	211.4	30:28.433						
19	5:32.262	4:18.272	47.470	26.520		36:00.695						
20	1:35.576	22.313	46.867	26.396	208.8	37:36.271						
21	1:35.488	22.145	46.910	26.433	210.1	39:11.759						
22	1:35.507	22.192	46.952	26.363	212.0	40:47.266						
23	1:35.296	22.104	46.835	26.357	210.7	42:22.562						
24	1:44.589 B	22.435	47.510	34.644	210.7	44:07.151						

23 Rocco CORONEL		NLD										
MP Motorsport		TATUUS T-421										
1	2:46.708	1:28.885	50.108	27.715		2:46.708						
2	1:47.375 B	23.313	48.397	35.665	196.4	4:34.083						
3	2:25.024 B	1:02.750	47.367	34.907		6:59.107						
4	2:33.205	1:19.525	47.166	26.514		9:32.312						
5	1:35.489	22.291	46.775	26.423	208.2	11:07.801						
6	1:35.448	22.191	46.866	26.391	210.1	12:43.249						
7	1:35.198	22.134	46.740	26.324	208.2	14:18.447						
8	1:35.255	22.114	46.806	26.335	208.8	15:53.702						
9	1:35.210	22.072	46.852	26.286	206.9	17:28.912						
10	1:35.449	22.237	46.856	26.356	208.8	19:04.361						
11	1:35.263	22.122	46.793	26.348	210.1	20:39.624						
12	1:35.436	22.154	46.921	26.361	210.1	22:15.060						
13	1:35.426	22.167	46.905	26.354	209.5	23:50.486						
14	1:35.897	22.299	47.070	26.528	208.2	25:26.383						
15	1:35.697	22.169	47.042	26.486	207.6	27:02.080						

28 Max RADECK		PRT										
DXR		TATUUS T-421										
1	6:50.512 B	5:24.154	49.931	36.427		6:50.512						
2	2:19.723	1:04.662	48.275	26.786		9:10.235						
3	1:37.006	22.992	47.404	26.610	208.2	10:47.241						
4	1:36.624	22.551	47.397	26.676	208.8	12:23.865						
5	1:36.736	22.648	47.357	26.731	206.3	14:00.601						
6	1:36.751	22.467	47.460	26.824	209.5	15:37.352						
7	1:37.126	22.594	47.543	26.989	206.3	17:14.478						
8	1:36.575	22.543	47.383	26.649	211.4	18:51.053						
9	1:36.571	22.590	47.449	26.532	212.0	20:27.624						
10	1:36.198	22.359	47.329	26.510	212.0	22:03.822						
11	1:36.743	22.342	47.641	26.760	210.7	23:40.565						
12	1:43.085 B	22.532	47.536	33.017	208.2	25:23.650						
13	29:58.605	...	54.488	29.213		55:22.255						
14	1:43.920	24.703	50.001	29.216	199.8	57:06.175						
15	1:36.022	22.615	47.020	26.387	211.4	58:42.197						
16	1:36.708	22.479	47.616	26.613	208.2	1:00:18.905						
17	1:35.822	22.330	47.095	26.397	212.0	1:01:54.727						
18	1:35.748	22.308	46.913	26.527	208.2	1:03:30.475						
19	1:35.395	22.258	46.762	26.375	210.7	1:05:05.870						
20	1:42.584 B	22.288	47.966	32.330	210.7	1:06:48.454						
21	6:15.621	4:55.161	51.493	28.967		1:13:04.075						
22	1:36.460	22.872	47.153	26.435	202.7	1:14:40.535						
23	1:35.640	22.232	46.874	26.534	210.1	1:16:16.175						
24	1:35.784	22.202	47.006	26.576	209.5	1:17:51.959						
25	1:35.480	22.161	46.901	26.418	210.7	1:19:27.439						
26	1:35.237	22.096	46.782	26.359	212.0	1:21:02.676						
27	1:35.856	22.116	46.846	26.894	207.6	1:22:38.532						
28	1:35.613	22.225	46.984	26.404	210.1	1:24:14.145						
29	1:35.320	22.154	46.837	26.329	210.1	1:25:49.465						

32 Simón BULBARELLA		ARG										
Drivex		TATUUS T-421										
1	17:08.200	...	50.584	27.918		17:08.200						
2	1:40.822	23.991	48.529	28.302	202.7	18:49.022						
3	1:37.214	22.676	47.636	26.902	208.8	20:26.236						
4	1:36.187	22.322	47.235	26.630	212.7	22:02.423						
5	1:35.636	22.175	46.994	26.467	212.0	23:38.059						
6	1:36.451	22.483	47.294	26.674	214.7	25:14.510						
7	1:35.579	22.184	46.876	26.519	206.3	26:50.089						
8	1:35.755	22.266	47.043	26.446	208.8	28:25.844						
9	1:42.057 B	22.072	46.916	33.069	211.4	30:07.901						
10	25:10.920	...	54.890	28.514		55:18.821						
11	1:42.626	25.029	50.271	27.326	189.9	57:01.447						
12	1:36.150	22.598	47.156	26.396	211.4	58:37.597						



F4Spain

Official Collective Test - VALENCIA

Day 1 - Session 3 - Gr.A

Sector Analysis


— Invalidated Lap							■ Personal Best							■ Session Best							B Crossing the pit lane						
Lap	Time	Sector 1	Sector 2	Sector 3	T.Sp	Elapsed	Lap	Time	Sector 1	Sector 2	Sector 3	T.Sp	Elapsed	Lap	Time	Sector 1	Sector 2	Sector 3	T.Sp	Elapsed	Lap	Time	Sector 1	Sector 2	Sector 3	T.Sp	Elapsed
13	1:36.247	22.121	47.583	26.543	210.1	1:00:13.844	13	1:49.248 B	22.179	51.662	35.407	210.1	30:56.358	13	1:36.247	22.121	47.583	26.543	210.1	1:00:13.844	13	1:36.247	22.121	47.583	26.543	210.1	1:00:13.844
14	1:35.091	22.028	46.759	26.304	208.8	1:01:48.935	14	4:56.154	3:41.892	47.621	26.641		35:52.512	14	1:35.091	22.028	46.759	26.304	208.8	1:01:48.935	14	1:35.091	22.028	46.759	26.304	208.8	1:01:48.935
15	1:35.770	22.088	47.128	26.554	210.7	1:03:24.705	15	1:35.388	22.238	46.720	26.430	208.2	37:27.900	15	1:35.770	22.088	47.128	26.554	210.7	1:03:24.705	15	1:35.388	22.238	46.720	26.430	208.2	37:27.900
16	1:35.160	22.117	46.669	26.374	212.0	1:04:59.865	16	1:34.974	22.090	46.641	26.243	210.7	39:02.874	16	1:35.160	22.117	46.669	26.374	212.0	1:04:59.865	16	1:34.974	22.090	46.641	26.243	210.7	39:02.874
17	1:43.125 B	22.076	47.201	33.848	208.2	1:06:42.990	17	1:34.997	22.040	46.625	26.332	211.4	40:37.871	17	1:43.125 B	22.076	47.201	33.848	208.2	1:06:42.990	17	1:34.997	22.040	46.625	26.332	211.4	40:37.871
18	6:19.681	4:59.924	51.598	28.159		1:13:02.671	18	1:35.347	22.068	46.892	26.387	210.7	42:13.218	18	6:19.681	4:59.924	51.598	28.159		1:13:02.671	18	1:35.347	22.068	46.892	26.387	210.7	42:13.218
19	1:35.913	22.379	47.085	26.449	206.3	1:14:38.584	19	1:34.890	22.051	46.526	26.313	210.1	43:48.108	19	1:35.913	22.379	47.085	26.449	206.3	1:14:38.584	19	1:34.890	22.051	46.526	26.313	210.1	43:48.108
20	1:35.121	22.010	46.703	26.408	210.7	1:16:13.705	20	1:35.125	22.155	46.576	26.394	210.1	45:23.233	20	1:35.121	22.010	46.703	26.408	210.7	1:16:13.705	20	1:35.125	22.155	46.576	26.394	210.1	45:23.233
21	1:34.858	22.016	46.574	26.268	208.2	1:17:48.563	21	1:35.036	22.065	46.688	26.283	209.5	46:58.269	21	1:34.858	22.016	46.574	26.268	208.2	1:17:48.563	21	1:35.036	22.065	46.688	26.283	209.5	46:58.269
22	1:34.797	21.942	46.538	26.317	212.0	1:19:23.360	22	1:35.325	22.077	46.697	26.551	208.8	48:33.594	22	1:34.797	21.942	46.538	26.317	212.0	1:19:23.360	22	1:35.325	22.077	46.697	26.551	208.8	48:33.594
23	1:35.228	21.916	46.921	26.391	212.7	1:20:58.588	23	1:35.207	22.156	46.641	26.410	211.4	50:08.801	23	1:35.228	21.916	46.921	26.391	212.7	1:20:58.588	23	1:35.207	22.156	46.641	26.410	211.4	50:08.801
24							24	1:35.141	22.080	46.690	26.371	208.8	51:43.942	24							24	1:35.141	22.080	46.690	26.371	208.8	51:43.942
25							25	1:44.164 B	22.458	47.825	33.881	210.1	53:28.106	25							25	1:44.164 B	22.458	47.825	33.881	210.1	53:28.106

39	Louis COCHET	NLD				
	KCL Motorsport	TATUUS T-421				
1	4:12.955	2:53.671	51.258	28.026		4:12.955
2	1:53.729 B	24.935	47.596	41.198	183.8	6:06.684
3	2:23.964 B	53.565	47.429	42.970		8:30.648
4	2:04.936	51.167	47.297	26.472		10:35.584
5	1:35.854	22.399	47.047	26.408	207.6	12:11.438
6	1:36.114	22.368	47.314	26.432	208.8	13:47.552
7	1:35.837	22.136	47.339	26.362	209.5	15:23.389
8	1:36.402	22.576	47.243	26.583	210.7	16:59.791
9	1:36.310	22.414	47.476	26.420	210.7	18:36.101
10	1:35.864	22.408	47.088	26.368	214.0	20:11.965
11	1:35.659	22.281	46.879	26.499	209.5	21:47.624
12	1:36.283	22.524	47.289	26.470	208.2	23:23.907
13	1:35.736	22.357	46.990	26.389	208.2	24:59.643
14	1:35.785	22.326	47.119	26.340	208.2	26:35.428
15	1:36.200	22.277	47.217	26.706	208.8	28:11.628
16	1:45.739 B	22.289	46.970	36.480	206.9	29:57.367
17	9:03.957	7:49.414	47.991	26.552		39:01.324
18	1:35.781	22.287	47.046	26.448	210.1	40:37.105
19	1:37.847	22.300	48.090	27.457	208.8	42:14.952
20	1:35.900	22.314	47.153	26.433	212.0	43:50.852
21	1:35.826	22.315	46.974	26.537	209.5	45:26.678
22	1:35.486	22.162	46.951	26.373	208.2	47:02.164
23	1:36.179	22.232	47.453	26.494	209.5	48:38.343
24	1:35.911	22.374	47.022	26.515	210.1	50:14.254
25	1:35.731	22.236	47.041	26.454	208.2	51:49.985
26	1:35.887	22.289	47.090	26.508	209.5	53:25.872
27	1:37.392	22.417	47.827	27.148	206.9	55:03.264
28	2:05.784 B	22.450	59.318	44.016	210.1	57:09.048

40	Kasper SCHORMANS	NLD				
	MP Motorsport	TATUUS T-421				
1	9:10.215 B	7:44.168	51.364	34.683		9:10.215
2	2:13.461 B	45.492	52.375	35.594		11:23.676
3	2:47.326 B	1:24.828	48.757	33.741		14:11.002
4	2:13.446	53.901	51.785	27.760		16:24.448
5	1:36.212	22.657	47.252	26.303	206.9	18:00.660
6	1:35.327	22.168	46.821	26.338	207.6	19:35.987
7	1:35.186	22.073	46.605	26.508	211.4	21:11.173
8	1:34.942	22.014	46.573	26.355	210.1	22:46.115
9	1:35.164	22.167	46.739	26.258	209.5	24:21.279
10	1:35.302	22.142	46.798	26.362	208.8	25:56.581
11	1:35.289	22.213	46.796	26.280	207.6	27:31.870
12	1:35.240	22.098	46.779	26.363	210.7	29:07.110

44	Elliott KACZYNSKI	SWE				
	Drivex	TATUUS T-421				
1	17:12.476	...	52.216	27.989		17:12.476
2	1:37.746	22.986	47.945	26.815	202.7	18:50.222
3	1:41.278	22.299	50.218	28.761	208.8	20:31.500
4	1:36.020	22.326	47.231	26.463	209.5	22:07.520
5	1:35.838	22.274	47.136	26.428	208.8	23:43.358
6	1:35.854	22.233	46.984	26.637	206.9	25:19.212
7	1:35.624	22.245	47.022	26.357	207.6	26:54.836
8	1:36.027	22.128	47.136	26.763	209.5	28:30.863
9	1:41.802 B	22.559	46.856	32.387	213.3	30:12.665
10	25:08.630	...	55.386	29.114		55:21.295
11	1:43.086	25.142	49.882	28.062	203.9	57:04.381
12	1:35.997	22.520	47.122	26.355	207.6	58:40.378
13	1:34.985	22.049	46.694	26.242	208.8	1:00:15.363
14	1:36.165	21.996	46.776	27.393	211.4	1:01:51.528
15	1:35.016	22.019	46.666	26.331	209.5	1:03:26.544
16	1:34.788	22.029	46.510	26.249	209.5	1:05:01.332
17	1:44.189 B	22.022	48.006	34.161	208.8	1:06:45.521
18	7:08.695	5:53.189	48.203	27.303		1:13:54.216
19	1:35.385	22.192	46.757	26.436	210.1	1:15:29.601
20	1:35.170	22.117	46.703	26.350	208.2	1:17:04.771
21	1:35.727	22.129	46.847	26.751	208.2	1:18:40.498
22	1:35.300	22.092	46.806	26.402	210.1	1:20:15.798
23	1:35.087	22.098	46.680	26.309	208.8	1:21:50.885
24	1:35.159	22.016	46.781	26.362	208.2	1:23:26.044
25	1:41.389 B	22.121	46.884	32.384	208.8	1:25:07.433

46	Nathan TYE	GBR				
	Drivex	TATUUS T-421				
1	17:06.680	...	51.261	28.026		17:06.680
2	1:39.774	24.495	48.558	26.721	177.2	18:46.454
3	1:35.838	22.379	47.035	26.424	208.2	20:22.292
4	1:35.474	22.122	46.878	26.474	210.7	21:57.766
5	1:36.025	22.126	47.556	26.343	210.7	23:33.791
6	1:35.455	22.151	46.807	26.497	208.2	25:09.246
7	1:35.225	22.108	46.811	26.306	207.6	26:44.471
8	1:35.104	22.074	46.675	26.355	208.8	28:19.575
9	1:40.630 B	22.179	46.611	31.840	209.5	30:00.205
10	25:17.391	...	54.404	28.506		55:17.596
11	1:42.228	25.037	49.750	27.441	172.8	56:59.824
12	1:35.564	22.393	46.846	26.325	207.6	58:35.388
13	1:34.717	22.058	46.461	26.198	208.8	1:00:10.105



F4Spain

Official Collective Test - VALENCIA

Day 1 - Session 3 - Gr.A

Sector Analysis

— Invalidated Lap ■ Personal Best ■ Session Best B Crossing the pit lane


Lap	Time	Sector 1	Sector 2	Sector 3	T.Sp	Elapsed	Lap	Time	Sector 1	Sector 2	Sector 3	T.Sp	Elapsed
14	1:34.852	21.951	46.681	26.220	210.1	1:01:44.957	13	1:42.358B	22.548	47.495	32.315	209.5	22:41.207
15	1:34.384	21.883	46.367	26.134	209.5	1:03:19.341	14	4:37.235	3:16.887	51.868	28.480		27:18.442
16	1:34.382	21.976	46.256	26.150	209.5	1:04:53.723	15	1:38.862	23.420	48.478	26.964	206.3	28:57.304
17	1:46.135B	21.904	49.574	34.657	210.1	1:06:39.858	16	1:45.349B	22.783	48.996	33.570	208.2	30:42.653

71 Sam URUS MCO						
DXR TATUUS T-421						
Lap	Time	Sector 1	Sector 2	Sector 3	T.Sp	Elapsed
1	3:37.791B	2:10.619	52.470	34.702		3:37.791
2	2:30.531B	1:02.106	50.497	37.928		6:08.322
3	2:28.590B	1:06.915	49.023	32.652		8:36.912
4	2:20.621B	58.598	49.093	32.930		10:57.533
5	7:15.660	5:53.716	53.352	28.592		18:13.193
6	1:38.342	23.380	47.835	27.127	202.7	19:51.535
7	1:36.002	22.328	47.171	26.503	208.8	21:27.537
8	1:35.641	22.074	47.040	26.527	208.2	23:03.178
9	1:35.888	22.260	47.121	26.507	206.9	24:39.066
10	1:35.961	22.204	47.302	26.455	207.6	26:15.027
11	1:35.771	22.138	47.037	26.596	206.9	27:50.798
12	1:36.499	22.250	46.876	27.373	207.6	29:27.297
13	1:52.756B	25.056	52.224	35.476	198.6	31:20.053
14	24:07.932	...	50.979	28.538		55:27.985
15	1:40.371	23.597	47.966	28.808	202.7	57:08.356
16	1:36.271	22.209	47.329	26.733	209.5	58:44.627
17	1:36.395	22.246	47.540	26.609	209.5	1:00:21.022
18	1:36.358	22.343	47.330	26.685	209.5	1:01:57.380
19	1:40.512	22.939	50.456	27.117	210.1	1:03:37.892

74 Pablo RICCOBONO ESP						
GRS TATUUS T-421						
Lap	Time	Sector 1	Sector 2	Sector 3	T.Sp	Elapsed
1	55:31.249	...	54.405	28.933		55:31.249
2	1:40.369	24.274	48.683	27.412	191.5	57:11.618
3	1:37.174	22.792	47.669	26.713	208.2	58:48.792
4	1:35.961	22.216	47.280	26.465	210.1	1:00:24.753
5	1:35.644	22.269	47.062	26.313	210.1	1:02:00.397
6	1:35.808	22.213	46.986	26.609	209.5	1:03:36.205
7	1:35.717	22.225	46.975	26.517	211.4	1:05:11.922
8	1:47.984B	22.019	51.706	34.259	211.4	1:06:59.906
9	5:53.505	4:38.478	48.118	26.909		1:12:53.411
10	1:36.212	22.280	47.191	26.741	207.6	1:14:29.623
11	1:35.863	22.191	47.192	26.480	208.2	1:16:05.486
12	1:35.455	22.136	46.820	26.499	210.7	1:17:40.941
13	2:03.339B	21.978	46.939	54.422	209.5	1:19:44.280

80 Sebastián FRIGOLET MEX						
DXR TATUUS T-421						
Lap	Time	Sector 1	Sector 2	Sector 3	T.Sp	Elapsed
1	3:07.354	1:46.056	52.465	28.833		3:07.354
2	1:41.508	24.024	50.256	27.228	198.6	4:48.862
3	1:38.547	23.195	48.196	27.156	206.9	6:27.409
4	1:38.064	23.161	47.877	27.026	207.6	8:05.473
5	1:36.852	22.484	47.535	26.833	209.5	9:42.325
6	1:37.407	23.139	47.502	26.766	208.2	11:19.732
7	1:36.455	22.495	47.243	26.717	210.7	12:56.187
8	1:36.182	22.364	47.055	26.763	209.5	14:32.369
9	1:36.500	22.448	47.237	26.815	209.5	16:08.869
10	1:36.662	22.453	47.388	26.821	208.2	17:45.531
11	1:36.653	22.347	47.474	26.832	209.5	19:22.184
12	1:36.665	22.502	47.497	26.666	209.5	20:58.849

83 Alfons MIETTINEN FIN													
GRS TATUUS T-421													
Lap	Time	Sector 1	Sector 2	Sector 3	T.Sp	Elapsed	Lap	Time	Sector 1	Sector 2	Sector 3	T.Sp	Elapsed
1	7:06.907	5:40.125	56.573	30.209		7:06.907	17	5:03.002	3:47.041	48.497	27.464		35:45.655
2	1:44.712	24.413	52.186	28.113	200.9	8:51.619	18	1:37.258	22.848	47.615	26.795	206.3	37:22.913
3	1:38.900	23.163	48.754	26.983	207.6	10:30.519	19	1:36.679	22.672	47.303	26.704	208.2	38:59.592
4	1:37.451	22.664	47.869	26.918	210.1	12:07.970	20	1:38.890	22.359	47.130	29.401	210.1	40:38.482
5	1:37.768	22.644	48.224	26.900	208.8	13:45.738	21	1:37.170	22.356	47.314	27.500	214.0	42:15.652
6	1:36.706	22.416	47.572	26.718	212.0	15:22.444	22	1:36.108	22.353	47.299	26.456	212.0	43:51.760
7	1:36.889	22.804	47.542	26.543	208.2	16:59.333	23	1:36.293	22.356	47.371	26.566	212.0	45:28.053
8	1:36.395	22.370	47.433	26.592	209.5	18:35.728	24	1:37.100	22.402	47.285	27.413	210.1	47:05.153
9	1:37.644	23.050	47.764	26.830	212.0	20:13.372	25	1:42.406B	22.665	48.038	31.703	207.6	48:47.559
10	1:36.467	22.200	47.675	26.592	212.7	21:49.839	26	6:39.122	5:19.195	52.006	27.921		55:26.681
11	1:36.216	22.200	47.372	26.644	212.0	23:26.055	27	1:40.298	23.436	47.982	28.880	206.3	57:06.979
12	1:36.308	22.274	47.400	26.634	212.0	25:02.363	28	1:36.285	22.578	47.228	26.479	210.7	58:43.264
13	1:37.928	23.270	47.938	26.720	210.1	26:40.291	29	1:36.100	22.144	47.369	26.587	212.0	1:00:19.364
14	1:46.029B	22.304	47.374	36.351	208.8	28:26.320	30	1:37.333	23.179	47.307	26.847	214.0	1:01:56.697
15	9:22.035	8:02.551	51.449	28.035		37:48.355	31	1:36.977	22.524	47.558	26.895	207.6	1:03:33.674
16	1:36.919	22.482	47.515	26.922	214.0	39:25.274	32	1:36.413	22.399	47.387	26.627	209.5	1:05:10.087
17	1:36.168	22.265	47.255	26.648	213.3	41:01.442	33	1:46.010B	22.435	49.770	33.805	210.7	1:06:56.097
18	1:36.103	22.137	47.319	26.647	212.0	42:37.545	34	5:28.792	4:14.062	47.891	26.839		1:12:24.889
19	1:36.052	22.195	47.289	26.568	215.3	44:13.597	35	1:36.009	22.471	47.108	26.430	208.2	1:14:00.898
20	1:36.508	22.436	47.452	26.620	212.0	45:50.105	36	1:35.654	22.378	46.842	26.434	209.5	1:15:36.552
21	1:36.906	22.446	47.547	26.913	210.7	47:27.011	37	1:35.998	22.245	47.213	26.540	209.5	1:17:12.550
22	1:37.073	22.452	47.684	26.937	208.2	49:04.084	38	1:35.461	22.225	46.787	26.449	210.7	1:18:48.011
23	1:36.737	22.331	47.712	26.694	208.8	50:40.821	39	1:35.132	22.152	46.608	26.372	209.5	1:20:23.143
24	1:36.622	22.253	47.550	26.819	210.1	52:17.443	40	1:35.243	22.097	46.802	26.344	210.7	1:21:58.386
25	1:36.321	22.281	47.310	26.730	209.5	53:53.764	41	1:35.417	22.262	46.800	26.355	208.8	1:23:33.803
							42	1:41.242B	22.177	46.719	32.346	210.1	1:25:15.045



F4Spain

Official Collective Test - VALENCIA

Day 1 - Session 3 - Gr.A

Sector Analysis

— Invalidated Lap ■ Personal Best ■ Session Best B Crossing the pit lane

Lap	Time	Sector 1	Sector 2	Sector 3	T.Sp	Elapsed	Lap	Time	Sector 1	Sector 2	Sector 3	T.Sp	Elapsed
26	1:58.883 B	24.951	53.588	40.344	194.7	55:52.647							
27	21:21.848	...	50.198	26.990		1:17:14.495							
28	1:37.215	22.469	47.509	27.237	208.8	1:18:51.710							
29	1:36.881	22.386	47.776	26.719	210.1	1:20:28.591							
30	1:37.071	22.500	47.814	26.757	211.4	1:22:05.662							
31	1:36.753	22.327	47.682	26.744	208.2	1:23:42.415							
32	1:36.813	22.365	47.523	26.925	210.7	1:25:19.228							
33	1:37.228	22.633	47.774	26.821	210.1	1:26:56.456							
34	1:58.567 B	24.432	53.793	40.342	189.4	1:28:55.023							

94		Jordan MOODLEY					ZAF						
G4		TATUUS T-421											
1	5:56.355 B	4:26.982	52.559	36.814		5:56.355							
2	2:18.149 B	47.450	49.004	41.695		8:14.504							
3	2:08.255	52.408	48.342	27.505		10:22.759							
4	1:38.581	22.803	47.834	27.944	207.6	12:01.340							
5	1:37.872	22.936	47.939	26.997	205.7	13:39.212							
6	1:37.510	22.611	47.648	27.251	208.2	15:16.722							
7	1:36.828	22.576	47.437	26.815	208.2	16:53.550							
8	1:37.601	22.696	48.015	26.890	208.2	18:31.151							
9	1:48.041	22.549	47.498	37.994	208.2	20:19.192							
10	1:37.839	22.872	47.986	26.981	205.1	21:57.031							
11	1:40.364	22.565	48.677	29.122	206.3	23:37.395							
12	1:38.437	23.459	48.166	26.812	207.6	25:15.832							
13	1:37.435	22.537	47.960	26.938	207.6	26:53.267							
14	1:37.400	22.635	47.767	26.998	208.2	28:30.667							
15	5:22.018 B	23.439	4:22.544	36.035	207.6	33:52.685							
16	26:15.316	...	50.387	28.199		1:00:08.001							
17	1:39.161	23.077	48.650	27.434	204.5	1:01:47.162							
18	2:12.507	22.719	47.844	1:01.944	206.3	1:03:59.669							
19	1:42.296	23.309	51.778	27.209	200.3	1:05:41.965							
20	1:53.900 B	24.606	54.747	34.547	178.1	1:07:35.865							
21	6:42.464	5:16.761	54.605	31.098		1:14:18.329							
22	1:40.784	23.630	49.669	27.485	199.2	1:15:59.113							
23	1:37.334	22.797	47.802	26.735	208.2	1:17:36.447							
24	1:36.364	22.424	47.322	26.618	207.6	1:19:12.811							
25	1:37.396	22.280	47.616	27.500	208.8	1:20:50.207							
26	1:36.101	22.210	47.244	26.647	208.8	1:22:26.308							
27	1:36.132	22.170	47.114	26.848	207.6	1:24:02.440							
28	1:39.262	23.832	48.749	26.681	208.8	1:25:41.702							
29	1:36.441	22.022	47.651	26.768	207.6	1:27:18.143							
30	1:35.764	22.180	47.178	26.406	210.1	1:28:53.907							