

F4Spain ROUND 1 - VALENCIA Official Previous Test

Sector Analysis


— Invalidated Lap

■ Personal Best

■ Session Best

■ Crossing the pit lane

Lap	Time	Sector 1	Sector 2	Sector 3	T.Sp	Elapsed	Lap	Time	Sector 1	Sector 2	Sector 3	T.Sp	Elapsed	
5	Sandro PEREZ ESP TC Racing TATUUS T-421							8	Jacob MICALLEF MLT Campos Racing TATUUS T-421					
1	2:35.644 B	1:01.216	55.666	38.762		2:35.644	1	3:25.169	2:02.809	53.496	28.864		3:25.169	
2	4:20.620	3:00.183	51.776	28.661		6:56.264	2	1:43.683	24.146	51.136	28.401	194.2	5:08.852	
3	1:45.232	23.978	51.842	29.412	200.9	8:41.496	3	1:37.186	22.924	47.634	26.628	209.5	6:46.038	
4	1:40.124	23.659	49.001	27.464	208.2	10:21.620	4	1:37.879	22.433	47.432	28.014	212.0	8:23.917	
5	1:38.243	22.925	48.294	27.024	210.1	11:59.863	5	1:35.848	22.353	46.963	26.532	212.7	9:59.765	
6	<u>1:37.441</u>	22.646	<u>47.813</u>	26.982	211.4	13:37.304	6	<u>1:35.359</u>	22.223	<u>46.770</u>	26.366	213.3	11:35.124	
7	<u>1:38.598</u>	22.640	<u>48.235</u>	27.723	212.0	15:15.902	7	1:35.299	22.087	46.856	26.356	211.4	13:10.423	
8	1:40.742	23.255	50.549	26.938	215.3	16:56.644	8	<u>1:36.796</u>	<u>21.958</u>	<u>46.879</u>	27.959	210.1	14:47.219	
9	<u>1:37.590</u>	<u>22.627</u>	<u>47.866</u>	27.097	215.3	18:34.234	9	1:35.177	22.028	46.780	26.369	210.1	16:22.396	
10	1:37.149	22.510	47.762	26.877	214.0	20:11.383	10	1:36.433	22.042	47.281	27.110	215.3	17:58.829	
11	<u>1:37.024</u>	22.471	<u>47.635</u>	<u>26.918</u>	211.4	21:48.407	11	1:35.074	22.073	46.809	26.192	212.0	19:33.903	
12	<u>1:37.186</u>	<u>22.588</u>	47.699	26.899	209.5	23:25.593	12	1:35.218	21.980	46.771	26.467	214.0	21:09.121	
13	<u>1:56.261</u> B	22.487	<u>50.828</u>	42.946	209.5	25:21.854	13	1:34.962	22.042	46.741	26.179	212.0	22:44.083	
14	7:03.813	5:40.931	53.371	29.511		32:25.667	14	1:41.950 B	22.342	46.927	32.681	210.7	24:26.033	
15	1:42.382	24.543	50.239	27.600	193.6	34:08.049	15	13:42.651	...	53.279	28.466		38:08.684	
16	1:37.392	22.876	47.693	26.823	209.5	35:45.441	16	1:40.721	24.531	49.215	26.975	201.5	39:49.405	
17	1:36.750	22.390	47.845	26.515	210.1	37:22.191	17	1:36.685	22.533	47.596	26.556	212.0	41:26.090	
18	1:35.952	22.376	47.148	26.428	210.1	38:58.143	18	1:35.796	22.244	47.182	26.370	216.0	43:01.886	
19	<u>1:36.177</u>	<u>22.179</u>	<u>47.376</u>	26.622	214.0	40:34.320	19	1:38.750	21.994	46.597	30.159	215.3	44:40.636	
20	1:35.451	22.094	46.899	26.458	214.7	42:09.771	20	1:35.520	22.377	46.860	26.283	211.4	46:16.156	
21	<u>1:35.298</u>	21.994	<u>46.903</u>	26.401	212.0	43:45.069	21	1:34.766	21.970	46.625	26.171	214.0	47:50.922	
22	1:35.146	22.025	46.818	26.303	213.3	45:20.215	22	<u>1:34.747</u>	<u>21.929</u>	<u>46.508</u>	26.310	213.3	49:25.669	
23	<u>1:35.031</u>	<u>21.949</u>	<u>46.790</u>	<u>26.292</u>	212.7	46:55.246	23	<u>1:35.408</u>	<u>21.973</u>	46.551	26.884	210.7	51:01.077	
24	<u>1:35.760</u>	22.174	<u>46.982</u>	26.604	214.0	48:31.006	24	1:36.223	22.115	46.614	27.494	213.3	52:37.300	
25	1:35.448	22.010	46.935	26.503	213.3	50:06.454	25	1:34.767	21.949	46.659	<u>26.159</u>	212.0	54:12.067	
26	1:38.249	24.213	47.417	26.619	213.3	51:44.703	26	1:42.600 B	21.968	46.701	33.931	214.0	55:54.667	
27	<u>1:49.039</u> B	<u>23.604</u>	51.200	34.235	212.7	53:33.742								
7	Felipe REIJS NLD MP Motorsport TATUUS T-421							9	Jean Paul KARRAS GRC G4 Racing TATUUS T-421					
1	3:14.216 B	1:38.874	57.588	37.754		3:14.216	1	2:30.176 B	58.380	54.553	37.243		2:30.176	
2	3:47.211	2:28.835	49.942	28.434		7:01.427	2	4:20.926	3:04.573	49.120	27.233		6:51.102	
3	1:38.883	23.169	48.375	27.339	205.7	8:40.310	3	1:37.460	22.948	47.660	26.852	206.9	8:28.562	
4	1:36.916	22.531	47.569	26.816	208.2	10:17.226	4	<u>1:36.718</u>	22.236	<u>47.642</u>	26.840	211.4	10:05.280	
5	1:36.013	22.203	47.195	26.615	210.1	11:53.239	5	<u>1:35.995</u>	<u>22.293</u>	47.210	26.492	210.7	11:41.275	
6	1:35.514	22.048	47.019	26.447	209.5	13:28.753	6	<u>1:35.818</u>	22.131	<u>47.192</u>	26.495	212.0	13:17.093	
7	1:35.259	21.992	46.853	26.414	210.7	15:04.012	7	1:35.833	22.114	46.978	26.741	211.4	14:52.926	
8	<u>1:35.391</u>	<u>21.983</u>	46.918	26.490	210.1	16:39.403	8	1:35.704	22.061	47.201	26.442	212.7	16:28.630	
9	<u>1:35.115</u>	22.024	<u>46.750</u>	26.341	210.7	18:14.518	9	1:36.198	22.088	47.476	26.634	212.7	18:04.828	
10	1:35.205	21.992	46.738	26.475	211.4	19:49.723	10	1:38.541	22.584	49.299	26.658	212.7	19:43.369	
11	1:42.570 B	21.996	46.856	33.718	211.4	21:32.293	11	1:36.298	22.138	47.583	26.577	212.0	21:19.667	
12	11:55.105	...	52.742	28.382		33:27.398	12	1:35.980	22.196	47.240	26.544	211.4	22:55.647	
13	1:38.956	23.786	48.323	26.847	205.7	35:06.354	13	1:44.123 B	22.298	48.318	33.507	211.4	24:39.770	
14	1:36.146	22.414	47.115	26.617	210.1	36:42.500	14	14:05.701	...	55.825	30.172		38:45.471	
15	1:38.260	23.754	48.035	26.471	209.5	38:20.760	15	1:41.548	25.283	49.053	27.212	177.7	40:27.019	
16	1:35.362	21.940	46.978	26.444	210.7	39:56.122	16	1:36.360	22.486	47.381	26.493	210.7	42:03.379	
17	1:35.827	21.912	47.526	26.389	212.0	41:31.949	17	1:35.539	22.077	47.007	26.455	210.7	43:38.918	
18	<u>1:35.304</u>	21.863	<u>46.820</u>	26.621	212.0	43:07.253	18	1:35.223	22.044	46.861	26.318	212.0	45:14.141	
19	1:35.092	21.833	46.829	26.430	214.7	44:42.345	19	<u>1:35.129</u>	<u>21.942</u>	46.871	<u>26.316</u>	212.0	46:49.270	
20	<u>1:34.649</u>	<u>21.799</u>	<u>46.584</u>	26.266	212.7	46:16.994	20	1:35.146	21.947	<u>46.788</u>	26.411	212.0	48:24.416	
21	<u>1:34.777</u>	<u>21.917</u>	46.628	<u>26.232</u>	214.0	47:51.771	21	<u>1:38.378</u>	<u>22.170</u>	49.312	26.896	212.7	50:02.794	
22	<u>1:35.002</u>	<u>21.913</u>	<u>46.744</u>	26.345	214.0	49:26.773	22	1:35.404	22.013	46.982	26.409	212.7	51:38.198	
23	<u>1:43.369</u> B	21.887	<u>46.609</u>	34.873	214.7	51:10.142	23	1:36.143	22.124	47.536	26.483	213.3	53:14.341	
							24	1:36.013	22.271	47.031	26.711	210.7	54:50.354	
							25	1:47.144 B	22.043	48.724	36.377	210.1	56:37.498	




F4Spain ROUND 1 - VALENCIA Official Previous Test

Sector Analysis

— Invalidated Lap ■ Personal Best ■ Session Best B Crossing the pit lane


Lap	Time	Sector 1	Sector 2	Sector 3	T.Sp	Elapsed	Lap	Time	Sector 1	Sector 2	Sector 3	T.Sp	Elapsed		
10	Luna FLUXÁ						ESP	12	Philippe Armand KARRAS						GRC
	Campos Racing						TATUUS T-421		G4 Racing						TATUUS T-421
1	3:18.697	1:57.097	52.947	28.653		3:18.697	1	2:24.319B	54.022	55.012	35.285		2:24.319		
2	1:41.583	24.212	49.775	27.596	187.3	5:00.280	2	6:00.967	4:38.826	53.212	28.929		8:25.286		
3	1:37.236	22.746	47.738	26.752	210.1	6:37.516	3	1:40.386	24.327	48.538	27.521	179.1	10:05.672		
4	1:36.873	22.848	47.351	26.674	208.2	8:14.389	4	<u>1:37.607</u>	23.049	<u>47.911</u>	26.647	203.9	11:43.279		
5	1:36.613	22.317	47.113	27.183	209.5	9:51.002	5	1:37.120	22.290	48.327	26.503	211.4	13:20.399		
6	<u>1:36.273</u>	<u>22.648</u>	47.115	26.510	215.3	11:27.275	6	1:35.491	21.949	47.052	26.490	214.0	14:55.890		
7	1:36.135	22.415	47.247	26.473	214.0	13:03.410	7	<u>1:35.261</u>	21.941	<u>46.888</u>	26.432	212.0	16:31.151		
8	1:35.606	22.248	46.823	26.535	210.7	14:39.016	8	1:35.488	22.082	47.036	26.370	211.4	18:06.639		
9	1:35.679	22.186	46.945	26.548	210.1	16:14.695	9	1:35.136	21.943	46.835	26.358	211.4	19:41.775		
10	1:35.551	22.189	46.936	26.426	212.7	17:50.246	10	1:35.323	21.941	46.899	26.483	211.4	21:17.098		
11	1:35.558	22.213	46.863	26.482	210.7	19:25.804	11	1:35.040	21.970	46.769	26.301	210.1	22:52.138		
12	<u>1:35.666</u>	22.212	<u>46.935</u>	26.519	210.1	21:01.470	12	<u>1:41.107B</u>	<u>22.099</u>	<u>46.829</u>	32.179	209.5	24:33.245		
13	1:35.541	22.179	46.950	26.412	208.8	22:37.011	13	15:19.637	...	55.280	29.014		39:52.882		
14	1:41.771B	22.250	47.036	32.485	208.8	24:18.782	14	1:40.587	23.356	49.157	28.074	205.1	41:33.469		
15	13:41.862	...	52.675	28.809		38:00.644	15	1:36.615	22.503	47.495	26.617	206.9	43:10.084		
16	1:40.661	24.194	49.229	27.238	183.8	39:41.305	16	1:35.064	21.968	46.905	26.191	214.0	44:45.148		
17	1:37.591	22.266	47.383	27.942	214.7	41:18.896	17	<u>1:35.175</u>	<u>21.990</u>	46.554	26.631	214.7	46:20.323		
18	<u>1:35.577</u>	<u>22.167</u>	47.010	26.400	214.0	42:54.473	18	1:34.590	21.837	46.458	26.295	212.7	47:54.913		
19	1:34.859	21.979	46.684	26.196	213.3	44:29.332	19	1:34.303	21.734	46.361	26.208	212.7	49:29.216		
20	1:35.703	21.971	46.809	26.923	213.3	46:05.035	20	<u>1:35.765</u>	<u>22.111</u>	47.287	26.367	213.3	51:04.981		
21	<u>1:36.021</u>	22.743	46.928	26.350	211.4	47:41.056	21	1:35.116	22.123	46.707	26.286	212.7	52:40.097		
22	<u>1:35.124</u>	<u>22.079</u>	46.750	26.295	211.4	49:16.180	22	1:35.007	22.071	46.665	26.271	213.3	54:15.104		
23	1:35.148	21.997	46.875	26.276	214.0	50:51.328	23	1:42.235B	21.972	46.582	33.681	211.4	55:57.339		
24	1:35.297	22.077	46.859	26.361	211.4	52:26.625									
25	1:35.226	22.104	46.850	26.272	211.4	54:01.851									
26	1:40.951B	22.025	46.862	32.064	212.0	55:42.802									
11	Rahim ALIBHAI						USA	13	Rodrigo MARTÍNEZ						MEX
	Monlau Motorsport						TATUUS T-421		Tecnicar						TATUUS T-421
1	2:02.959B	35.007	53.278	34.674		2:02.959	1	17:13.378	...	54.086	30.997		17:13.378		
2	6:05.792	4:45.583	50.854	29.355		8:08.751	2	1:39.729	23.252	48.853	27.624	202.7	18:53.107		
3	1:42.837	24.206	50.535	28.096	192.0	9:51.588	3	1:38.311	22.802	48.137	27.372	208.8	20:31.418		
4	1:37.437	22.861	47.812	26.764	212.7	11:29.025	4	1:37.614	22.713	47.831	27.070	209.5	22:09.032		
5	<u>1:36.737</u>	22.507	<u>47.528</u>	26.702	210.7	13:05.762	5	1:38.190	22.634	48.344	27.212	207.6	23:47.222		
6	1:36.084	22.234	47.349	26.501	212.7	14:41.846	6	1:47.005B	22.789	49.958	34.258	205.7	25:34.227		
7	<u>1:35.942</u>	<u>22.123</u>	47.288	26.531	213.3	16:17.788	7	16:03.937	...	58.394	30.396		41:38.164		
8	<u>1:35.908</u>	22.132	<u>47.227</u>	26.549	214.0	17:53.696	8	1:46.477	25.637	51.686	29.154	175.9	43:24.641		
9	1:36.563	22.245	47.543	26.775	212.0	19:30.259	9	<u>1:41.873</u>	<u>23.118</u>	50.813	27.942	210.1	45:06.514		
10	<u>1:36.014</u>	22.221	<u>47.194</u>	26.599	213.3	21:06.273	10	1:38.755	22.742	49.028	26.985	212.7	46:45.269		
11	<u>1:36.678</u>	22.738	<u>47.432</u>	26.508	212.7	22:42.951	11	1:37.382	22.404	47.970	27.008	212.7	48:22.651		
12	1:41.741B	22.240	47.305	32.196	211.4	24:24.692	12	1:37.716	22.522	47.907	27.287	213.3	50:00.367		
13	14:27.995	...	54.106	29.324		38:52.687	13	<u>1:37.070</u>	22.390			211.4	51:37.437		
14	1:43.161	24.591	50.723	27.847	185.3	40:35.848	14	1:37.859	22.419	48.533	26.907	210.7	53:15.296		
15	1:40.395	23.330	48.486	28.579	202.1	42:16.243	15	1:37.625	22.419	48.308	26.898	212.0	54:52.921		
16	1:35.631	22.178	47.123	26.330	214.0	43:51.874	16	1:47.603B	22.494	47.838	37.271	212.7	56:40.524		
17	1:35.236	22.066	46.777	26.393	214.0	45:27.110									
18	1:35.127	21.936	46.917	26.274	214.0	47:02.237									
19	1:35.190	21.939	46.903	26.348	214.0	48:37.427									
20	<u>1:35.130</u>	21.931	<u>46.790</u>	26.409	213.3	50:12.557									
21	<u>1:35.367</u>	22.039	<u>46.895</u>	26.433	213.3	51:47.924									
22	<u>1:35.287</u>	<u>22.048</u>	<u>46.909</u>	26.330	212.0	53:23.211									
23	1:35.464	22.126	46.999	26.339	212.7	54:58.675									
24	<u>1:46.660B</u>	22.114	<u>49.805</u>	34.741	212.7	56:45.335									
15	Jensen BURNETT						CAN	15	Jensen BURNETT						CAN
	KCL Motorsport						TATUUS T-421		KCL Motorsport						TATUUS T-421
1	2:49.771	1:27.962	52.224	29.585		2:49.771	1	2:49.771	1:27.962	52.224	29.585		2:49.771		
2	1:40.546	24.502	48.633	27.411	186.8	4:30.317	2	1:40.546	24.502	48.633	27.411	186.8	4:30.317		
3	<u>1:36.685</u>	22.564	<u>47.522</u>	26.599	210.7	6:07.002	3	<u>1:36.685</u>	22.564	<u>47.522</u>	26.599	210.7	6:07.002		
4	<u>1:35.730</u>	22.265	<u>46.999</u>	26.466	210.7	7:42.732	4	<u>1:35.730</u>	22.265	<u>46.999</u>	26.466	210.7	7:42.732		
5	1:35.187	22.103	46.704	26.380	210.1	9:17.919	5	1:35.187	22.103	46.704	26.380	210.1	9:17.919		
6	<u>1:34.749</u>	21.977	<u>46.520</u>	26.252	210.7	10:52.668	6	<u>1:34.749</u>	21.977	<u>46.520</u>	26.252	210.7	10:52.668		
7	1:34.778	21.931	46.575	26.272	212.0	12:27.446	7	1:34.778	21.931	46.575	26.272	212.0	12:27.446		
8	1:34.727	21.955	46.471	26.301	211.4	14:02.173	8	1:34.727	21.955	46.471	26.301	211.4	14:02.173		
9	1:34.781	21.895	46.564	26.322	213.3	15:36.954	9	1:34.781	21.895	46.564	26.322	213.3	15:36.954		



F4Spain ROUND 1 - VALENCIA Official Previous Test

Sector Analysis

_ Invalidated Lap							■ Personal Best		■ Session Best		■ Crossing the pit lane		
Lap	Time	Sector 1	Sector 2	Sector 3	T.Sp	Elapsed	Lap	Time	Sector 1	Sector 2	Sector 3	T.Sp	Elapsed
10	1:35.239	22.106	46.607	26.526	214.7	17:12.193	17	1:45.461	22.985	55.331	27.145	214.7	44:54.123
11	1:40.138 B	22.553	46.765	30.820	217.4	18:52.331	18	<u>1:35.698</u>	22.139	<u>47.057</u>	26.502	213.3	46:29.821
12	2:41.874 B	1:23.048	47.403	31.423		21:34.205	19	<u>1:35.470</u>	<u>22.154</u>	46.962	26.354	213.3	48:05.291
13	2:14.024 B	53.450	48.158	32.416		23:48.229	20	<u>1:35.080</u>	<u>22.006</u>	46.718	26.356	213.3	49:40.371
14	17:04.722	...	54.710	30.617		40:52.951	21	<u>1:34.970</u>	21.937	<u>46.742</u>	26.291	214.0	51:15.341
15	1:41.160	24.313	49.402	27.445	193.6	42:34.111	22	1:35.034	21.954	46.773	26.307	214.7	52:50.375
16	1:35.745	22.439	46.918	26.388	210.7	44:09.856	23	1:39.474	21.997	49.114	28.363	214.0	54:29.849
17	1:35.055	22.036	46.588	26.431	212.7	45:44.911	24	<u>1:48.467 B</u>	<u>21.992</u>	<u>47.097</u>	39.378	216.7	56:18.316
18	<u>1:34.642</u>	<u>21.970</u>	46.427	26.245	213.3	47:19.553	21 Borys LYZEN POL						
19	1:34.461	21.854	46.350	26.257	211.4	48:54.014	KCL Motorsport TATUUS T-421						
20	1:34.409	21.835	46.352	26.222	212.0	50:28.423	1	2:43.613	1:22.233	52.584	28.796		2:43.613
21	1:34.153	21.752	46.276	26.125	214.7	52:02.576	2	1:40.104	24.332	48.763	27.009	196.4	4:23.717
22	<u>1:34.631</u>	<u>22.049</u>	46.339	26.243	214.0	53:37.207	3	1:37.422	22.715	47.987	26.720	210.1	6:01.139
23	1:34.449	21.852	46.379	26.218	213.3	55:11.656	4	1:36.420	22.478	47.311	26.631	210.7	7:37.559
24	1:52.109 B	21.897	51.198	39.014	213.3	57:03.765	5	1:35.740	22.231	47.075	26.434	210.7	9:13.299
17 Nacho TUÑÓN ESP							21 Borys LYZEN POL						
T-Code by Amtog TATUUS T-421							KCL Motorsport TATUUS T-421						
1	2:20.450	50.747	58.914	30.789		2:20.450	6	<u>1:35.313</u>	22.092	<u>46.840</u>	26.381	212.7	10:48.612
2	1:52.109 B	25.605	51.098	35.406	193.6	4:12.559	7	1:35.436	22.059	46.911	26.466	212.0	12:24.048
3	13:10.463 B	...	54.267	34.534		17:23.022	8	1:35.684	22.132	46.886	26.666	213.3	13:59.732
4	6:23.796	5:02.841	52.619	28.336		23:46.818	9	1:35.152	22.048	46.756	26.348	212.7	15:34.884
5	1:48.632 B	23.946	49.583	35.103	184.8	25:35.450	10	<u>1:35.766</u>	<u>22.078</u>	47.184	26.504	214.7	17:10.650
6	3:13.181	1:57.121	48.927	27.133		28:48.631	11	<u>1:43.885 B</u>	22.109	<u>49.576</u>	32.200	213.3	18:54.535
7	1:36.535	22.568	47.340	26.627	209.5	30:25.166	12	<u>2:12.571 B</u>	<u>50.537</u>	<u>47.690</u>	34.344		21:07.106
8	1:35.843	22.347	47.054	26.442	211.4	32:01.009	13	<u>2:12.897 B</u>	52.524	<u>47.339</u>	33.034		23:20.003
9	1:35.498	22.188	46.946	26.364	210.7	33:36.507	14	17:24.170	...	53.868	28.744		40:44.173
10	1:35.471	22.199	46.949	26.323	212.0	35:11.978	15	1:43.299	23.365	48.235	31.699	204.5	42:27.472
11	1:40.623 B	22.104	46.747	31.772	212.7	36:52.601	16	1:36.957	22.294	46.853	27.810	213.3	44:04.429
12	6:23.813	5:00.776	53.968	29.069		43:16.414	17	1:34.645	21.967	46.403	26.275	214.0	45:39.074
13	1:39.971	23.469	48.626	27.876	198.6	44:56.385	18	<u>1:34.517</u>	21.901	<u>46.445</u>	26.171	213.3	47:13.591
14	1:36.425	22.437	47.447	26.541	214.0	46:32.810	19	1:34.566	21.936	46.450	26.180	214.7	48:48.157
15	<u>1:35.541</u>	<u>22.193</u>	47.009	26.339	214.7	48:08.351	20	1:34.601	21.801	46.371	26.429	214.7	50:22.758
16	1:34.899	21.926	46.673	26.300	214.0	49:43.250	21	1:34.503	21.852	46.405	26.246	213.3	51:57.261
17	1:34.781	22.037	46.597	26.147	215.3	51:18.031	22	<u>1:34.401</u>	<u>21.856</u>	46.464	26.081	214.0	53:31.662
18	1:36.369	22.049	46.967	27.353	217.4	52:54.400	23	<u>1:34.749</u>	<u>22.073</u>	46.571	26.105	214.0	55:06.411
19	1:34.814	22.041	46.561	26.212	214.7	54:29.214	24	1:54.017 B	21.904	54.733	37.380	214.0	57:00.428
20	1:47.574 B	21.992	46.560	39.022	215.3	56:16.788	22 Vivek KANTHAN USA						
18 Zoe FLORESCU ROU							Griffin Core TATUUS T-421						
Tecnicar TATUUS T-421							1	3:16.718	1:55.895	52.397	28.426		3:16.718
1	2:22.913	51.977	59.923	31.013		2:22.913	2	1:41.127	24.388	49.775	26.964	204.5	4:57.845
2	1:44.098	25.229	50.452	28.417	180.0	4:07.011	3	1:36.391	22.590	47.308	26.493	209.5	6:34.236
3	1:38.326	23.165	48.241	26.920	210.1	5:45.337	4	<u>1:35.758</u>	<u>22.383</u>	46.993	26.382	210.7	8:09.994
4	1:37.770	22.662	47.800	27.308	212.7	7:23.107	5	1:36.346	22.699	47.163	26.484	211.4	9:46.340
5	<u>1:35.720</u>	<u>22.232</u>	46.915	26.573	214.0	8:58.827	6	1:36.483	22.222	47.324	26.937	214.7	11:22.823
6	1:35.588	22.356	46.749	26.483	213.3	10:34.415	7	1:34.820	21.927	46.649	26.244	213.3	12:57.643
7	1:35.421	22.240	46.677	26.504	212.7	12:09.836	8	1:34.745	22.085	46.472	26.188	213.3	14:32.388
8	1:35.193	22.203	46.613	26.377	214.0	13:45.029	9	1:35.542	21.935	46.716	26.891	214.7	16:07.930
9	<u>1:35.008</u>	<u>22.069</u>	<u>46.609</u>	26.330	214.0	15:20.037	10	<u>1:34.741</u>	21.977	<u>46.515</u>	26.249	213.3	17:42.671
10	<u>1:35.975</u>	21.991	<u>47.008</u>	26.976	214.7	16:56.012	11	1:34.793	21.894	46.572	26.327	212.7	19:17.464
11	<u>1:35.945</u>	22.314	<u>47.224</u>	26.407	215.3	18:31.957	12	1:34.772	21.954	46.602	26.216	212.7	20:52.236
12	1:35.326	22.168	46.807	26.351	211.4	20:07.283	13	1:42.184 B	21.929	46.715	33.540	214.0	22:34.420
13	1:35.181	22.045	46.757	26.379	215.3	21:42.464	14	2:12.932 B	50.966	47.290	34.676		24:47.352
14	1:43.571 B	22.196	47.157	34.218	212.0	23:26.035	15	13:11.671	...	52.092	29.193		37:59.023
15	17:56.675	...	59.546	30.792		41:22.710	16	1:39.946	24.435	48.787	26.724	187.8	39:38.969
16	1:45.952	23.846	53.654	28.452	207.6	43:08.662	17	1:37.659	22.369	47.310	27.980	215.3	41:16.628
							18	1:34.695	21.898	46.721	26.076	216.0	42:51.323
							19	<u>1:34.258</u>	<u>21.872</u>	46.380	26.006	213.3	44:25.581



F4Spain ROUND 1 - VALENCIA Official Previous Test

Sector Analysis


— Invalidated Lap

■ Personal Best

■ Session Best

B Crossing the pit lane

Lap	Time	Sector 1	Sector 2	Sector 3	T.Sp	Elapsed	Lap	Time	Sector 1	Sector 2	Sector 3	T.Sp	Elapsed
20	1:34.275	21.757	46.468	26.050	215.3	45:59.856	22	1:34.812	21.868	46.687	26.257	214.0	55:20.109
21	1:34.286	21.842	46.392	26.052	214.0	47:34.142	23	1:54.007 B	21.964	54.206	37.837	214.0	57:14.116
22	1:34.190	21.759	46.324	26.107	216.0	49:08.332	25 Aleix PIÑERA ESP						
23	1:34.333	21.801	46.335	26.197	213.3	50:42.665	Tecnicar TATUUS T-421						
24	1:49.024	24.940	57.480	26.604	214.0	52:31.689	1	2:20.756	51.521	58.647	30.588		2:20.756
25	1:35.079	21.937	46.862	26.280	214.0	54:06.768	2	1:45.259	25.738			187.3	4:06.015
26	1:40.968 B	21.892	46.514	32.562	214.7	55:47.736	3	1:38.430	23.443			210.1	5:44.445
23 Rocco CORONEL NLD							4	1:35.985	22.643			211.4	7:20.430
MP Motorsport TATUUS T-421							5	1:35.028	22.125			209.5	8:55.458
1	1:58.074	36.352	52.541	29.181		1:58.074	6	1:34.631	22.012			214.0	10:30.089
2	1:47.814 B	23.739	49.536	34.539	204.5	3:45.888	7	1:35.434	22.017			213.3	12:05.523
3	2:14.916 B	51.474	48.731	34.711		6:00.804	8	1:35.327	21.912			212.7	13:40.850
4	2:12.164	55.815	49.787	26.562		8:12.968	9	1:35.279	21.978			214.0	15:16.129
5	1:36.082	22.311	47.264	26.507	211.4	9:49.050	10	1:35.188	22.255			218.0	16:51.317
6	1:35.466	22.110	46.950	26.406	211.4	11:24.516	11	1:34.529	21.882			210.7	18:25.846
7	1:35.066	22.138	46.686	26.242	213.3	12:59.582	12	1:34.510	21.894			211.4	20:00.356
8	1:36.530	22.964	46.783	26.783	203.3	14:36.112	13	1:34.443	21.936			210.7	21:34.799
9	1:35.013	22.105	46.634	26.274	214.0	16:11.125	14	1:43.514 B	21.876			210.7	23:18.313
10	1:34.851	21.886	46.736	26.229	213.3	17:45.976	15	20:28.044	...				43:46.357
11	1:35.137	22.000	46.698	26.439	212.7	19:21.113	16	1:41.319	23.230			210.1	45:27.676
12	1:35.036	22.010	46.715	26.311	216.7	20:56.149	17	1:37.467	22.763			214.7	47:05.143
13	1:34.897	21.938	46.670	26.289	212.7	22:31.046	18	1:35.591	22.212			212.7	48:40.734
14	1:41.666 B	22.038	46.524	33.104	211.4	24:12.712	19	1:34.950	22.134			210.7	50:15.684
15	16:36.939	...	55.690	28.859		40:49.651	20	1:34.785	21.901			212.7	51:50.469
16	1:41.206	24.159	49.684	27.363	196.4	42:30.857	21	1:35.002	21.929			212.0	53:25.471
17	1:36.676	22.536	47.522	26.618	212.7	44:07.533	22	1:34.792	22.076			210.7	55:00.263
18	1:35.051	22.030	46.668	26.353	214.0	45:42.584	23	2:16.911 B	48.456			213.3	57:17.174
19	1:34.788	22.025	46.486	26.277	214.0	47:17.372	27 Alexander CHARTIER ITA						
20	1:34.272	21.779	46.356	26.137	213.3	48:51.644	Monlau Motorsport TATUUS T-421						
21	1:35.134	22.210	46.577	26.347	214.0	50:26.778	1	2:08.180 B	36.759	54.977	36.444		2:08.180
22	1:34.715	21.881	46.555	26.279	215.3	52:01.493	2	6:06.173	4:44.397	52.715	29.061		8:14.353
23	1:47.943 B	25.237	49.012	33.694	174.1	53:49.436	3	1:45.468	26.072	50.913	28.483	164.2	9:59.821
24 Beau LOWETTE BEL							4	1:38.419	23.796	47.887	26.736	193.6	11:38.240
TC Racing TATUUS T-421							5	1:36.595	22.708	47.323	26.564	210.7	13:14.835
1	2:21.477	52.167	58.828	30.482		2:21.477	6	1:36.082	22.273	47.325	26.484	211.4	14:50.917
2	1:45.035	25.500	50.830	28.705	199.2	4:06.512	7	1:35.943	22.201	47.204	26.538	211.4	16:26.860
3	1:38.402	23.281	48.247	26.874	212.0	5:44.914	8	1:35.995	22.201	47.177	26.617	211.4	18:02.855
4	1:37.042	22.534	47.969	26.539	213.3	7:21.956	9	1:37.404	22.448	48.306	26.650	210.1	19:40.259
5	1:35.585	22.205	46.916	26.464	211.4	8:57.541	10	1:38.407	24.647	47.297	26.463	213.3	21:18.666
6	1:34.921	22.055	46.534	26.332	212.7	10:32.462	11	1:35.992	22.279	47.226	26.487	211.4	22:54.658
7	1:34.828	21.844	46.617	26.367	213.3	12:07.290	12	2:22.620 B	22.135	1:19.580	40.905	210.1	25:17.278
8	1:36.676	21.977	46.842	27.857	217.4	13:43.966	13	13:38.215	...	55.317	28.925		38:55.493
9	1:34.560	21.890	46.528	26.142	217.4	15:18.526	14	1:45.593	26.249	51.490	27.854	170.7	40:41.086
10	1:36.495	21.916	47.316	27.263	212.0	16:55.021	15	1:39.838	24.363	48.632	26.843	180.5	42:20.924
11	1:41.478 B	21.952	46.995	32.531	217.4	18:36.499	16	1:35.719	22.305	47.023	26.391	214.0	43:56.643
12	20:45.248	...	54.013	28.830		39:21.747	17	1:34.950	21.965	46.710	26.275	213.3	45:31.593
13	1:40.587	23.439	50.075	27.073	206.9	41:02.334	18	1:34.924	21.871	46.791	26.262	213.3	47:06.517
14	1:37.097	22.747	47.678	26.672	212.0	42:39.431	19	1:34.894	21.941	46.748	26.205	213.3	48:41.411
15	1:35.814	22.277	47.095	26.442	213.3	44:15.245	20	1:36.637	22.064	46.804	27.769	216.0	50:18.048
16	1:34.989	22.012	46.685	26.292	214.7	45:50.234	21	1:34.972	21.901	46.677	26.394	214.0	51:53.020
17	1:34.999	21.942	46.570	26.487	214.0	47:25.233	22	1:35.433	22.089	46.991	26.353	212.0	53:28.453
18	1:34.791	21.952	46.638	26.201	214.7	49:00.024	23	1:35.213	22.137	46.762	26.314	212.7	55:03.666
19	1:35.180	21.952	46.917	26.311	216.0	50:35.204	24	1:55.619 B	22.245	56.407	36.967	214.7	56:59.285
20	1:35.131	22.115	46.664	26.352	212.7	52:10.335							
21	1:34.962	21.976	46.607	26.379	211.4	53:45.297							




F4Spain

ROUND 1 - VALENCIA

Official Previous Test

Sector Analysis


_ Invalidated Lap							■ Personal Best		■ Session Best		■ Crossing the pit lane		
Lap	Time	Sector 1	Sector 2	Sector 3	T.Sp	Elapsed	Lap	Time	Sector 1	Sector 2	Sector 3	T.Sp	Elapsed
28	Max RADECK PRT												
	DXR TATUUS T-421												
1	3:02.463	1:39.192	53.921	29.350		3:02.463	6	1:35.058	22.099	46.695	26.264	212.0	11:32.099
2	1:40.021	24.012	48.830	27.179	196.9	4:42.484	7	1:35.024	21.997	46.777	26.250	214.7	13:07.123
3	<u>1:37.327</u>	22.792			210.7	6:19.811	8	<u>1:35.246</u>	<u>21.982</u>	46.818	26.446	214.0	14:42.369
4	<u>1:37.062</u>	<u>22.568</u>			209.5	7:56.873	9	1:39.265	22.061	48.129	29.075	218.0	16:21.634
5	<u>1:36.280</u>	22.375	<u>47.328</u>	26.577	210.7	9:33.153	10	1:35.147	22.162	46.753	26.232	214.7	17:56.781
6	1:36.646	22.374	47.528	26.744	213.3	11:09.799	11	1:34.763	22.015	46.582	26.166	214.0	19:31.544
7	1:36.852	22.155			214.0	12:46.651	12	<u>1:34.860</u>	<u>21.887</u>	46.702	26.271	214.0	21:06.404
8	1:43.146B	22.272	47.831	33.043	210.7	14:29.797	13	<u>1:34.925</u>	22.097	<u>46.577</u>	26.251	218.0	22:41.329
9	24:04.108	...	53.977	29.100		38:33.905	14	1:41.862B	22.226	47.161	32.475	214.0	24:23.191
10	1:41.011	23.884	49.517	27.610	190.9	40:14.916	15	13:35.194	...	52.174	29.243		37:58.385
11	1:38.322	23.734			214.0	41:53.238	16	1:39.750	23.919	48.784	27.047	206.9	39:38.135
12	<u>1:36.762</u>	22.617	<u>47.474</u>	<u>26.671</u>	214.7	43:30.000	17	1:36.157	22.413	47.310	26.434	214.0	41:14.292
13	<u>1:35.840</u>	<u>22.260</u>	47.050	26.530	213.3	45:05.840	18	1:35.252	22.146	46.894	26.212	214.7	42:49.544
14	<u>1:35.827</u>	22.006	<u>47.252</u>	26.569	212.7	46:41.667	19	1:34.589	21.972	46.540	26.077	215.3	44:24.133
15	1:35.363	22.013	46.881	26.469	214.0	48:17.030	20	1:34.177	21.821	46.335	26.021	215.3	45:58.310
16	<u>1:36.871</u>	<u>22.133</u>			213.3	49:53.901	21	<u>1:34.295</u>	<u>21.807</u>	46.404	26.084	214.7	47:32.605
17	<u>1:35.940</u>	22.095			214.7	51:29.841	22	1:34.111	21.799	46.288	26.024	215.3	49:06.716
18	<u>1:35.678</u>	22.115	<u>47.217</u>	26.346	212.7	53:05.519	23	23:1:34.135	21.761	46.272	26.102	216.7	50:40.851
19	<u>1:35.863</u>	<u>22.050</u>			215.3	54:41.382	24	<u>1:35.666</u>	<u>21.932</u>	46.970	26.764	213.3	52:16.517
20	<u>1:49.610B</u>	22.291	<u>47.869</u>	39.450	212.0	56:30.992	25	<u>1:34.823</u>	<u>22.005</u>	46.660	26.158	212.7	53:51.340
							26	1:35.024	21.996	46.674	26.354	214.7	55:26.364
							27	2:01.191B	25.124	57.289	38.778	216.0	57:27.555
38	Daniel KELLEHER IRE												
	Campos Racing TATUUS T-421												
1	3:17.369	1:56.292	52.566	28.511		3:17.369	6	1:35.058	22.099	46.695	26.264	212.0	11:32.099
2	1:41.545	24.228	50.034	27.283	194.7	4:58.914	7	1:35.024	21.997	46.777	26.250	214.7	13:07.123
3	<u>1:36.727</u>	22.773	<u>47.461</u>	26.493	211.4	6:35.641	8	<u>1:35.246</u>	<u>21.982</u>	46.818	26.446	214.0	14:42.369
4	1:35.665	22.342	46.923	26.400	213.3	8:11.306	9	1:39.265	22.061	48.129	29.075	218.0	16:21.634
5	1:36.027	22.284	47.439	26.304	212.0	9:47.333	10	1:35.147	22.162	46.753	26.232	214.7	17:56.781
6	1:36.384	22.251	46.980	27.153	214.0	11:23.717	11	1:34.763	22.015	46.582	26.166	214.0	19:31.544
7	1:35.055	22.080	46.727	26.248	216.7	12:58.772	12	<u>1:34.860</u>	<u>21.887</u>	46.702	26.271	214.0	21:06.404
8	<u>1:34.915</u>	21.957	<u>46.735</u>	26.223	214.0	14:33.687	13	<u>1:34.925</u>	22.097	<u>46.577</u>	26.251	218.0	22:41.329
9	1:35.033	22.060	46.580	26.393	212.7	16:08.720	14	1:41.862B	22.226	47.161	32.475	214.0	24:23.191
10	<u>1:34.895</u>	22.052	<u>46.665</u>	26.178	216.0	17:43.615	15	13:35.194	...	52.174	29.243		37:58.385
11	<u>1:35.054</u>	22.032	<u>46.712</u>	26.310	214.0	19:18.669	16	1:39.750	23.919	48.784	27.047	206.9	39:38.135
12	1:34.987	22.035	46.675	26.277	212.0	20:53.656	17	1:36.157	22.413	47.310	26.434	214.0	41:14.292
13	1:35.141	21.980	46.767	26.394	213.3	22:28.797	18	1:35.252	22.146	46.894	26.212	214.7	42:49.544
14	1:42.346B	22.130	46.690	33.526	210.1	24:11.143	19	1:34.589	21.972	46.540	26.077	215.3	44:24.133
15	13:48.818	...	52.631	28.811		37:59.961	20	1:34.177	21.821	46.335	26.021	215.3	45:58.310
16	1:40.257	24.202	49.150	26.905	185.8	39:40.218	21	<u>1:34.295</u>	<u>21.807</u>	46.404	26.084	214.7	47:32.605
17	1:37.436	22.449	47.186	27.801	212.0	41:17.654	22	1:34.111	21.799	46.288	26.024	215.3	49:06.716
18	1:35.070	22.031	46.854	26.185	213.3	42:52.724	23	23:1:34.135	21.761	46.272	26.102	216.7	50:40.851
19	1:34.328	21.812	46.380	26.136	215.3	44:27.052	24	<u>1:35.666</u>	<u>21.932</u>	46.970	26.764	213.3	52:16.517
20	1:34.396	21.866	46.411	26.119	214.7	46:01.448	25	<u>1:34.823</u>	<u>22.005</u>	46.660	26.158	212.7	53:51.340
21	1:34.247	21.859	46.265	26.123	212.7	47:35.695	26	1:35.024	21.996	46.674	26.354	214.7	55:26.364
22	1:34.486	21.975	46.362	26.149	215.3	49:10.181	27	2:01.191B	25.124	57.289	38.778	216.0	57:27.555
23	1:34.460	21.895	46.437	26.128	216.7	50:44.641							
24	1:47.723	25.280	55.386	27.057	211.4	52:32.364							
25	1:35.013	22.046	46.715	26.252	216.7	54:07.377							
26	<u>1:43.505B</u>	<u>21.876</u>	46.723	34.906	214.0	55:50.882							
37	Ty FISHER CAN												
	Griffin Core TATUUS T-421												
1	3:24.335	2:02.200	53.278	28.857		3:24.335							
2	1:42.262	24.374	50.264	27.624	205.1	5:06.597							
3	1:37.970	23.116	48.056	26.798	212.0	6:44.567							
4	1:36.886	22.710	47.609	26.567	212.0	8:21.453							
5	1:35.588	22.289	46.996	26.303	212.7	9:57.041							
39	Louis COCHET NLD												
	KCL Motorsport TATUUS T-421												
1	2:02.792	37.764	55.202	29.826		2:02.792							
2	1:44.478	24.541	49.893	30.044	198.1	3:47.270							
3	<u>1:39.973</u>	23.447	<u>49.465</u>	27.061	197.5	5:27.243							



F4Spain ROUND 1 - VALENCIA Official Previous Test

Sector Analysis

_ Invalidated Lap							■ Personal Best						■ Session Best						■ Crossing the pit lane															
Lap	Time	Sector 1	Sector 2	Sector 3	T.Sp	Elapsed	Lap	Time	Sector 1	Sector 2	Sector 3	T.Sp	Elapsed	Lap	Time	Sector 1	Sector 2	Sector 3	T.Sp	Elapsed	Lap	Time	Sector 1	Sector 2	Sector 3	T.Sp	Elapsed							
4	1:39.101	22.719	49.541	26.841	208.8	7:06.344	7	<u>1:42.789</u> B	21.961	<u>46.890</u>	33.938	212.0	12:46.527	8	20:02.331 B	...	55.519	37.174	32:48.858													
5	1:41.557	23.098	51.463	26.996	210.7	8:47.901	9	5:43.349	4:17.804	56.341	29.204	...	38:32.207	10	1:41.716	24.457	49.647	27.612	189.4	40:13.923														
6	1:39.667	22.351	50.340	26.976	210.1	10:27.568	11	1:37.246	22.543	48.005	26.698	211.4	41:51.169	12	<u>1:35.072</u>	22.057	<u>46.695</u>	26.320	212.0	43:26.241														
7	1:36.025	22.263	47.237	26.525	210.1	12:03.593	13	<u>1:34.462</u>	21.809	46.590	26.063	213.3	45:00.703	14	<u>1:34.197</u>	21.755	<u>46.227</u>	26.215	213.3	46:34.900														
8	<u>1:35.713</u>	22.114	<u>47.057</u>	26.542	212.0	13:39.306	15	1:34.028	21.647	46.265	26.116	214.0	48:08.928	16	1:46.333 B	21.786	48.844	35.703	216.0	49:55.261														
9	<u>1:36.371</u>	22.195	<u>47.243</u>	26.933	213.3	15:15.677	46 Nathan TYE GBR MP Motorsport TATUUS T-421																											
10	1:37.144	22.255	47.514	27.375	212.0	16:52.821	1	2:09.276 B	39.423	54.014	35.839	...	2:09.276																					
11	<u>1:35.789</u>	22.129	<u>47.221</u>	26.439	211.4	18:28.610	2	9:36.017	8:16.421	51.891	27.705	...	11:45.293																					
12	1:35.516	22.203	46.905	26.408	211.4	20:04.126	3	1:38.744	23.751	48.034	26.959	184.3	13:24.037																					
13	1:35.605	22.103	47.073	26.429	211.4	21:39.731	4	1:37.695	22.514	48.449	26.732	208.8	15:01.732																					
14	1:41.571 B	22.180	46.949	32.442	210.7	23:21.302	5	1:35.663	22.169	47.066	26.428	210.7	16:37.395																					
15	17:33.023	...	57.289	28.871	...	40:54.325	6	1:35.088	22.042	46.797	26.249	210.1	18:12.483																					
16	1:41.286	25.320	48.837	27.129	185.3	42:35.611	7	1:34.915	22.052	46.686	26.177	210.7	19:47.398																					
17	<u>1:35.952</u>	22.328	<u>47.129</u>	26.495	213.3	44:11.563	8	1:34.978	22.055	46.619	26.304	210.1	21:22.376																					
18	1:35.121	22.123	46.664	26.334	213.3	45:46.684	9	1:36.324	22.096	47.903	26.325	211.4	22:58.700																					
19	1:35.119	22.109	46.721	26.289	214.7	47:21.803	10	1:43.879 B	22.097	46.715	35.067	208.8	24:42.579																					
20	1:34.924	21.883	46.714	26.327	213.3	48:56.727	11	13:45.307	...	55.036	29.351	...	38:27.886																					
21	1:34.728	21.856	46.592	26.280	214.0	50:31.455	12	1:41.752	24.793	49.424	27.535	178.6	40:09.638																					
22	1:34.886	21.913	46.684	26.289	212.7	52:06.341	13	1:36.305	22.495	47.354	26.456	210.1	41:45.943																					
23	1:35.060	21.944	46.813	26.303	214.0	53:41.401	14	1:35.069	22.048	46.714	26.307	210.1	43:21.012																					
24	1:35.214	21.988	46.898	26.328	214.0	55:16.615	15	1:34.540	21.893	46.458	26.189	211.4	44:55.552																					
25	1:52.336 B	22.606	52.542	37.188	212.7	57:08.951	16	<u>1:36.348</u>	21.777	47.683	26.888	212.7	46:31.900																					
40 Kasper SCHORMANS NLD							46 Nathan TYE GBR																											
MP Motorsport TATUUS T-421							MP Motorsport TATUUS T-421																											
1	5:15.914	3:54.243	53.506	28.165	...	5:15.914	17	1:34.505	21.821	46.481	26.203	212.0	48:06.405																					
2	1:38.340	23.327	48.123	26.890	206.9	6:54.254	18	1:34.645	21.786	46.677	26.182	212.7	49:41.050																					
3	1:36.104	22.389	47.115	26.600	210.7	8:30.358	19	1:36.400	22.676	47.322	26.402	214.0	51:17.450																					
4	1:35.341	22.094	46.714	26.533	214.7	10:05.699	20	<u>1:34.999</u>	<u>22.039</u>	46.712	26.248	212.0	52:52.449																					
5	1:35.839	22.279	46.965	26.595	212.0	11:41.538	21	1:35.031	21.938	46.672	26.421	212.7	54:27.480																					
6	1:37.607	22.699	48.340	26.568	216.7	13:19.145	22	1:47.673 B	22.087	46.769	38.817	212.7	56:15.153																					
7	<u>1:35.067</u>	22.026	<u>46.711</u>	26.330	212.7	14:54.212	71 Sam URUS MCO																											
8	1:34.906	21.886	46.564	26.456	214.7	16:29.118	DXR TATUUS T-421																											
9	<u>1:34.777</u>	21.946	<u>46.587</u>	26.244	216.0	18:03.895	1	2:32.068	1:04.682	57.395	29.991	...	2:32.068																					
10	<u>1:35.548</u>	21.949	<u>47.166</u>	26.433	213.3	19:39.443	2	1:41.260	24.058	49.616	27.586	202.7	4:13.328																					
11	1:34.960	21.928	46.682	26.350	212.0	21:14.403	3	1:37.567	22.768	47.790	27.009	206.9	5:50.895																					
12	1:34.582	21.931	46.468	26.183	211.4	22:48.985	4	1:36.817	22.529	47.479	26.809	209.5	7:27.712																					
13	1:42.806 B	22.022	46.505	34.279	212.7	24:31.791	5	1:38.862	22.359	47.620	28.883	210.1	9:06.574																					
14	16:38.211	...	58.243	29.630	...	41:10.002	6	<u>1:36.283</u>	22.347	<u>47.196</u>	26.740	210.7	10:42.857																					
15	1:48.242	23.962	56.717	27.563	209.5	42:58.244	7	1:39.984	22.402	47.466	30.116	210.7	12:22.841																					
16	1:36.679	22.605	47.552	26.522	213.3	44:34.923	8	1:37.174	22.308	47.400	27.466	210.7	14:00.015																					
17	1:35.365	22.130	46.871	26.364	213.3	46:10.288	9	1:36.361	22.381	47.335	26.645	214.0	15:36.376																					
18	1:34.929	22.036	46.657	26.236	213.3	47:45.217	10	<u>1:43.953</u>	<u>23.460</u>	51.112	29.381	212.0	17:20.329																					
19	1:34.601	21.793	46.587	26.221	214.0	49:19.818	11	1:36.584	22.344	47.324	26.916	210.1	18:56.913																					
20	1:34.462	21.813	46.500	26.149	214.7	50:54.280	12	1:36.185	22.281	47.225	26.679	209.5	20:33.098																					
21	1:34.594	21.956	46.464	26.174	214.0	52:28.874	13	<u>1:47.927</u> B	<u>24.064</u>	49.194	34.669	211.4	22:21.025																					
22	1:34.513	21.853	46.643	26.017	215.3	54:03.387	14	16:15.540	...	58.109	30.147	...	38:36.565																					
23	1:49.761 B	24.125	50.695	34.941	212.7	55:53.148	15	1:42.221	24.047	50.174	28.000	205.7	40:18.786																					
44 Elliot KACZYNSKI SWE							71 Sam URUS MCO																											
MP Motorsport TATUUS T-421							DXR TATUUS T-421																											
1	3:00.792	1:37.883	53.237	29.672	...	3:00.792	16	1:37.599	22.990	47.903	26.706	210.7	41:56.385																					
2	1:39.972	23.839	49.088	27.045	204.5	4:40.764	17	1:35.738	22.186	47.070	26.482	212.7	43:32.123																					
3	1:36.617	22.534	47.471	26.612	209.5	6:17.381	18	<u>1:36.609</u>	<u>22.155</u>	47.013	27.441	212.0	45:08.732																					
4	1:36.230	22.258	47.441	26.531	209.5	7:53.611	19	<u>1:35.605</u>	21.945	<u>47.133</u>	26.527	212.7	46:44.337																					
5	1:35.275	21.977	46.986	26.312	212.0	9:28.886																												
6	1:34.852	21.878	46.694	26.280	210.7	11:03.738																												



F4Spain ROUND 1 - VALENCIA Official Previous Test

Sector Analysis


— Invalidated Lap

■ Personal Best

■ Session Best

■ Crossing the pit lane

Lap	Time	Sector 1	Sector 2	Sector 3	T.Sp	Elapsed	Lap	Time	Sector 1	Sector 2	Sector 3	T.Sp	Elapsed
20	1:35.361	21.913	46.954	26.494	212.0	48:19.698	21	1:35.188	22.046	46.821	26.321	213.3	49:50.181
21	1:35.349	21.935	46.914	26.500	211.4	49:55.047	22	1:35.239	21.930	46.868	26.441	214.7	51:25.420
22	1:35.191	22.043	46.759	26.389	213.3	51:30.238	23	1:35.255	21.974	46.884	26.397	214.7	53:00.675
23	1:37.807	22.716	48.039	27.052	216.0	53:08.045	24	1:42.051B	22.058	47.418	32.575	213.3	54:42.726
24	1:35.399	22.066	46.906	26.427	213.3	54:43.444							
25	1:50.778B	24.806	50.996	34.976	201.5	56:34.222							
73 Fausto ARNAUDO ARG							77 Andrej PETROVIC SRB						
Monlau Motorsport							T-Code by Amtog TATUUS T-421						
1	2:21.342B	36.777	1:04.589	39.976		2:21.342	1	2:15.321	47.505	57.002	30.814		2:15.321
2	5:40.499	4:17.172	54.165	29.162		8:01.841	2	1:44.671	25.015	51.147	28.509	188.9	3:59.992
3	1:43.665	25.333	50.343	27.989	176.8	9:45.506	3	1:39.734	23.304	49.327	27.103	204.5	5:39.726
4	1:41.304	24.327	49.207	27.770	189.9	11:26.810	4	1:36.084	22.431	47.143	26.510	212.7	7:15.810
5	1:37.670	22.685	48.292	26.693	210.7	13:04.480	5	1:37.583	22.118	46.819	28.646	210.7	8:53.393
6	1:36.324	22.376	47.428	26.520	212.0	14:40.804	6	1:35.018	22.109	46.620	26.289	214.0	10:28.411
7	1:35.988	22.326	47.192	26.470	211.4	16:16.792	7	1:38.442	22.029	49.785	26.628	214.7	12:06.853
8	1:35.455	22.164	46.980	26.311	212.0	17:52.247	8	1:35.835	22.074	46.676	27.085	216.7	13:42.688
9	1:35.895	22.056	47.363	26.476	210.7	19:28.142	9	1:34.550	21.887	46.502	26.161	214.0	15:17.238
10	1:35.911	22.078	47.087	26.746	211.4	21:04.053	10	1:36.733	22.146	48.054	26.533	216.7	16:53.971
11	1:36.903	23.153	47.295	26.455	204.5	22:40.956	11	1:34.999	22.057	46.776	26.166	214.7	18:28.970
12	1:40.580B	22.234	47.138	31.208	211.4	24:21.536	12	1:37.823	22.246	49.218	26.359	214.7	20:06.793
13	10:30.811	9:05.101	56.784	28.926		34:52.347	13	1:34.519	21.913	46.490	26.116	211.4	21:41.312
14	1:43.194	25.180	49.851	28.163	165.8	36:35.541	14	1:43.500B	21.962	46.511	35.027	213.3	23:24.812
15	1:39.981	24.245	48.452	27.284	182.9	38:15.522	15	17:56.995	...	56.012	35.081		41:21.807
16	1:36.244	22.368	47.260	26.616	210.7	39:51.766	16	1:46.219	23.862	53.471	28.886	201.5	43:08.026
17	1:35.377	22.041	47.056	26.280	212.7	41:27.143	17	1:44.927	23.221	54.753	26.953	205.7	44:52.953
18	1:35.432	21.969	47.258	26.205	214.7	43:02.575	18	1:35.958	22.305	47.077	26.576	212.7	46:28.911
19	1:34.749	21.931	46.658	26.160	215.3	44:37.324	19	1:35.221	22.192	46.752	26.277	214.0	48:04.132
20	1:34.619	21.872	46.613	26.134	212.7	46:11.943	20	1:35.100	22.138	46.701	26.261	214.7	49:39.232
21	1:36.315	22.212	47.579	26.524	214.7	47:48.258	21	1:35.568	22.375	46.886	26.307	214.0	51:14.800
22	1:34.835	21.785	46.725	26.325	213.3	49:23.093	22	1:34.884	21.969	46.651	26.264	214.0	52:49.684
23	1:36.408	22.003	46.821	27.584	214.0	50:59.501	23	1:36.592	22.131	48.109	26.352	214.0	54:26.276
24	1:35.061	21.986	46.799	26.276	213.3	52:34.562	24	1:47.873B	22.100	46.680	39.093	212.7	56:14.149
25	1:39.685B	21.978	46.887	30.820	213.3	54:14.247							
74 Pablo RICCOBONO ESP							78 Maria NETO PRT						
GRS Team							TC Racing TATUUS T-421						
1	2:27.586B	52.830	57.735	37.021		2:27.586	1	2:36.331B	1:06.245	53.889	36.197		2:36.331
2	3:58.941	2:41.046	49.834	28.061		6:26.527	2	6:06.472	4:46.861	51.502	28.109		8:42.803
3	1:39.867	23.241	49.095	27.531	208.2	8:06.394	3	1:40.330	24.051	48.401	27.878	203.3	10:23.133
4	1:36.924	22.562	47.658	26.704	210.1	9:43.318	4	1:37.571	22.721	47.851	26.999	209.5	12:00.704
5	1:36.291	22.305	47.308	26.678	210.7	11:19.609	5	1:39.669	22.828	48.090	28.751	210.1	13:40.373
6	1:35.828	22.135	47.146	26.547	210.7	12:55.437	6	1:46.590	29.301	47.654	29.635	145.2	15:26.963
7	1:36.144	22.208	47.352	26.584	212.7	14:31.581	7	1:36.995	22.542	47.659	26.794	212.0	17:03.958
8	1:37.344	22.275	47.054	28.015	210.7	16:08.925	8	1:36.268	22.328	47.261	26.679	210.7	18:40.226
9	1:36.357	22.442	47.377	26.538	217.4	17:45.282	9	1:41.835B	22.206	48.823	30.806	210.1	20:22.061
10	1:35.638	22.138	46.981	26.519	212.7	19:20.920	10	10:39.594	9:24.221	48.476	26.897		31:01.655
11	1:37.011	22.786	47.463	26.762	211.4	20:57.931	11	1:39.827	24.382	47.537	27.908	175.9	32:41.482
12	1:35.792	22.167	47.127	26.498	212.7	22:33.723	12	1:47.133B	24.256	49.395	33.482	209.5	34:28.615
13	1:42.735B	22.398	47.751	32.586	211.4	24:16.458	13	6:10.331	4:45.527	56.533	28.271		40:38.946
14	14:16.777	...	54.315	29.087		38:33.235	14	1:40.201	24.037	48.957	27.207	194.2	42:19.147
15	1:41.258	24.218	49.384	27.656	197.5	40:14.493	15	1:38.998	22.458	47.635	28.905	210.7	43:58.145
16	1:37.326	22.410	48.257	26.659	215.3	41:51.819	16	1:36.382	22.394	47.383	26.605	212.0	45:34.527
17	1:36.121	22.267	47.278	26.576	214.7	43:27.940	17	1:36.133	22.141	47.159	26.833	213.3	47:10.660
18	1:36.371	22.096	47.691	26.584	212.0	45:04.311	18	1:35.331	21.995	46.932	26.404	212.7	48:45.991
19	1:35.296	22.108	46.755	26.433	213.3	46:39.607	19	1:42.946B	21.984	49.945	31.017	210.1	50:28.937
20	1:35.386	22.108	46.882	26.396	212.7	48:14.993							
80 Sebastián FRIGOLET MEX							80 Sebastián FRIGOLET MEX						
DXR							TATUUS T-421						
1	2:10.234B	40.501	53.652	36.081		2:10.234	1	2:10.234B	40.501	53.652	36.081		2:10.234



F4Spain ROUND 1 - VALENCIA Official Previous Test

Sector Analysis


_ Invalidated Lap						■ Personal Best						■ Session Best						B Crossing the pit lane					
Lap	Time	Sector 1	Sector 2	Sector 3	T.Sp	Elapsed	Lap	Time	Sector 1	Sector 2	Sector 3	T.Sp	Elapsed	Lap	Time	Sector 1	Sector 2	Sector 3	T.Sp	Elapsed			
2	8:09.647	6:51.352	50.362	27.933		10:19.881	5	1:37.449	22.463	47.899	27.087	214.0	9:02.862										
3	1:39.996	23.332	48.591	28.073	206.9	11:59.877	6	1:37.425	22.648	47.872	26.905	213.3	10:40.287										
4	1:38.333	23.289	48.122	26.922	206.9	13:38.210	7	1:36.914	22.542	47.507	26.865	214.0	12:17.201										
5	1:38.367	22.707	48.112	27.548	211.4	15:16.577	8	1:36.803	22.305	47.509	26.989	213.3	13:54.004										
6	1:39.001	23.067	48.886	27.048	213.3	16:55.578	9	1:37.207	22.502	47.635	27.070	211.4	15:31.211										
7	1:37.188	22.364	48.157	26.667	213.3	18:32.766	10	1:37.523	22.709	47.914	26.900	213.3	17:08.734										
8	1:36.195	22.303	47.283	26.609	212.0	20:08.961	11	1:36.886	22.289	47.612	26.985	212.0	18:45.620										
9	1:36.228	22.313	47.255	26.660	210.7	21:45.189	12	1:37.055	22.461	47.815	26.779	211.4	20:22.675										
10	1:36.197	22.376	47.242	26.579	209.5	23:21.386	13	1:36.960	22.417	47.654	26.889	208.8	21:59.635										
11	1:47.784 B	22.307	49.322	36.155	209.5	25:09.170	14	1:47.796 B	22.507	49.867	35.422	209.5	23:47.431										
12	8:07.449	6:44.952	53.357	29.140		33:16.619	15	15:51.236	...	55.792	30.184		39:38.667										
13	1:39.978	23.983	48.803	27.192	205.7	34:56.597	16	1:46.346	27.469	51.018	27.859	146.8	41:25.013										
14	1:37.283	22.580	47.929	26.774	210.1	36:33.880	17	1:40.573	23.715	49.624	27.234	212.0	43:05.586										
15	1:36.174	22.334	47.242	26.598	209.5	38:10.054	18	1:37.973	22.595	48.379	26.999	216.7	44:43.559										
16	1:36.002	22.158	47.276	26.568	210.7	39:46.056	19	1:36.973	22.227	47.615	27.131	214.0	46:20.532										
17	1:37.241	22.610	47.907	26.724	212.0	41:23.297	20	1:36.766	22.563	47.477	26.726	209.5	47:57.298										
18	1:36.569	22.790	47.356	26.423	212.0	42:59.866	21	1:36.495	22.078	47.684	26.733	212.0	49:33.793										
19	1:35.574	22.178	46.972	26.424	212.7	44:35.440	22	1:36.528	22.158	47.501	26.869	214.7	51:10.321										
20	1:35.571	22.078	47.061	26.432	214.7	46:11.011	23	1:36.389	22.234	47.362	26.793	212.7	52:46.710										
21	1:35.292	21.978	46.883	26.431	214.7	47:46.303	24	1:36.359	22.231	47.474	26.654	214.0	54:23.069										
22	1:35.451	22.092	46.834	26.525	213.3	49:21.754	25	1:48.359 B	22.260	47.736	38.363	213.3	56:11.428										
23	1:35.907	22.320	47.013	26.574	213.3	50:57.661																	
24	1:43.719 B	22.120	47.050	34.549	214.0	52:41.380																	

81 Noah MONTEIRO						PRT					
Griffin Core						TATUUS T-421					
1	8:30.013	7:08.149	52.516	29.348		8:30.013					
2	1:42.180	24.291	49.880	28.009	208.2	10:12.193					
3	1:37.107	22.815	47.621	26.671	211.4	11:49.300					
4	1:35.861	22.303	47.188	26.370	214.7	13:25.161					
5	1:35.330	21.994	47.030	26.306	215.3	15:00.491					
6	1:35.081	21.982	46.721	26.378	214.0	16:35.572					
7	1:34.843	21.962	46.562	26.319	214.0	18:10.415					
8	1:34.918	22.009	46.602	26.307	213.3	19:45.333					
9	1:34.938	21.927	46.754	26.257	214.7	21:20.271					
10	1:40.817	21.984	52.355	26.478	216.7	23:01.088					
11	1:44.387 B	21.984	46.848	35.555	214.0	24:45.475					
12	13:12.002	...	52.170	29.387		37:57.477					
13	1:39.403	23.650	48.756	26.997	207.6	39:36.880					
14	1:36.084	22.375	47.306	26.403	212.7	41:12.964					
15	1:34.751	21.975	46.608	26.168	214.0	42:47.715					
16	1:34.213	21.833	46.298	26.082	214.0	44:21.928					
17	1:34.242	21.800	46.248	26.194	212.7	45:56.170					
18	1:34.252	21.870	46.319	26.063	212.0	47:30.422					
19	1:34.351	21.870	46.315	26.166	214.0	49:04.773					
20	1:34.338	21.855	46.417	26.066	213.3	50:39.111					
21	1:34.623	21.854	46.584	26.185	214.7	52:13.734					
22	1:35.038	21.745	46.883	26.410	216.7	53:48.772					
23	1:35.025	21.913	46.591	26.521	214.0	55:23.797					
24	2:01.400 B	25.869	56.177	39.354	214.7	57:25.197					

83 Alfons MIETTINEN						FIN					
GRS Team						TATUUS T-421					
1	2:23.954	56.068	57.290	30.596		2:23.954					
2	1:43.651	24.736	50.649	28.266	198.1	4:07.605					
3	1:39.387	23.350	48.755	27.282	212.7	5:46.992					
4	1:38.421	23.012	48.148	27.261	214.0	7:25.413					

88 Miki BLASCOS						ESP					
Monlau Motorsport						TATUUS T-421					
1	2:06.615 B	35.711	55.343	35.561		2:06.615					
2	6:01.537	4:41.151	50.825	29.561		8:08.152					
3	1:42.624	24.229	50.568	27.827	187.3	9:50.776					
4	1:39.750	24.242	48.983	26.525	211.4	11:30.526					
5	1:37.853	22.288	48.816	26.749	212.7	13:08.379					
6	1:35.471	22.070	47.035	26.366	212.7	14:43.850					
7	1:35.108	21.914	46.902	26.292	212.7	16:18.958					
8	1:35.297	22.020	46.902	26.375	214.0	17:54.255					
9	1:35.370	22.103	46.930	26.337	215.3	19:29.625					
10	1:35.058	21.992	46.760	26.306	212.0	21:04.683					
11	1:35.056	22.168	46.701	26.187	214.7	22:39.739					
12	1:34.802	21.972	46.616	26.214	212.0	24:14.541					
13	1:48.024 B	22.971	50.414	34.639	210.7	26:02.565					
14	12:48.544	...	53.256	29.470		38:51.109					
15	1:42.804	24.433	50.035	28.336	191.5	40:33.913					
16	1:41.224	23.568	48.987	28.669	198.6	42:15.137					
17	1:35.373	22.255	46.938	26.180	213.3	43:50.510					
18	1:34.821	22.140	46.533	26.148	213.3	45:25.331					
19	1:34.200	21.828	46.344	26.028	214.7	46:59.531					
20	1:34.000	21.747	46.233	26.020	214.0	48:33.531					
21	1:34.184	21.888	46.267	26.029	214.7	50:07.715					
22	1:34.341	21.959	46.323	26.059	215.3	51:42.056					
23	1:37.916	21.839	46.354	29.723	213.3	53:19.972					
24	1:42.029 B	21.990	46.625	33.414	214.0	55:02.001					

94 Jordan MOODLEY						ZAF					
G4 Racing						TATUUS T-421					
1	2:21.998	55.391	55.837	30.770		2:21.998					
2	1:45.036	25.370	50.626	29.040	199.2	4:07.034					
3	1:39.460	23.432	48.772	27.256	206.9	5:46.494					
4	1:38.287	23.081	48.154	27.052	210.7	7:24.781					
5	1:37.568	22.532	47.836	27.200	210.7	9:02.349					
6	1:37.320	22.697	47.820	26.803	209.5	10:39.669					



F4Spain

ROUND 1 - VALENCIA

Official Previous Test

Sector Analysis

— Invalidated Lap ■ Personal Best ■ Session Best B Crossing the pit lane

Lap	Time	Sector 1	Sector 2	Sector 3	T.Spd	Elapsed	Lap	Time	Sector 1	Sector 2	Sector 3	T.Spd	Elapsed
7	1:38.809	23.695	48.093	27.021	208.2	12:18.478							
8	1:37.580	22.468	48.049	27.063	209.5	13:56.058							
9	1:37.707	22.910	47.808	26.989	210.1	15:33.765							
10	1:38.183	22.461	48.351	27.371	210.7	17:11.948							
11	1:38.932	23.428	48.334	27.170	210.7	18:50.880							
12	1:44.663 B	22.563	48.246	33.854	205.7	20:35.543							
13	16:53.789	...	59.426	30.909		37:29.332							
14	1:42.942	24.081	50.885	27.976	202.7	39:12.274							
15	1:38.975	22.872	48.168	27.935	207.6	40:51.249							
16	1:39.916	22.840	49.782	27.294	211.4	42:31.165							
17	1:37.231	22.684	47.658	26.889	214.7	44:08.396							
18	1:37.518	22.223	47.562	27.733	212.7	45:45.914							
19	1:36.721	22.294	47.794	26.633	210.7	47:22.635							
20	1:36.313	22.102	47.282	26.929	211.4	48:58.948							
21	1:37.240	22.387	47.730	27.123	210.7	50:36.188							
22	1:36.335	22.161	47.309	26.865	209.5	52:12.523							
23	1:37.228	22.477	47.539	27.212	211.4	53:49.751							
24	1:38.636	22.364	48.115	28.157	212.0	55:28.387							
25	2:01.103 B	26.253	54.456	40.394	197.5	57:29.490							