


F4Spain

ROUND 1 - VALENCIA

Official Previous Test

Track Limits Analysis

No	Driver	Team	T.L. Nr	Camera	Lap	Time
5	Sandro PEREZ	TC Racing	1	Turn 11	6	09:43:09.168
5	Sandro PEREZ	TC Racing	2	Turn 4	6	09:42:30.239
5	Sandro PEREZ	TC Racing	3	Turn 4	7	09:44:07.644
5	Sandro PEREZ	TC Racing	4	Turn 2	9	09:47:17.840
5	Sandro PEREZ	TC Racing	5	Turn 11	7	09:44:46.300
5	Sandro PEREZ	TC Racing	6	Turn 14	11	09:51:41.121
5	Sandro PEREZ	TC Racing	7	Turn 11	11	09:51:20.317
5	Sandro PEREZ	TC Racing	8	Turn 4	9	09:47:27.443
5	Sandro PEREZ	TC Racing	9	Turn 4	13	09:53:55.695
5	Sandro PEREZ	TC Racing	10	Turn 2	19	10:09:19.335
5	Sandro PEREZ	TC Racing	11	Turn 4	19	10:09:27.868
5	Sandro PEREZ	TC Racing	12	Turn 6	19	10:09:40.673
5	Sandro PEREZ	TC Racing	13	Turn 6	21	10:12:52.088
5	Sandro PEREZ	TC Racing	14	Turn 4	24	10:17:25.168
5	Sandro PEREZ	TC Racing	15	Turn 1	27	10:21:55.589
Total Infractions:						9
7	Felipe REIJS	MP Motorsport	1	Turn 1	8	09:45:15.285
7	Felipe REIJS	MP Motorsport	2	Turn 4	9	09:47:09.059
7	Felipe REIJS	MP Motorsport	3	Turn 4	18	10:12:01.586
7	Felipe REIJS	MP Motorsport	4	Turn 2	21	10:16:37.773
7	Felipe REIJS	MP Motorsport	5	Turn 2	22	10:18:12.527
7	Felipe REIJS	MP Motorsport	6	Turn 4	22	10:18:21.198
7	Felipe REIJS	MP Motorsport	7	Turn 4	23	10:19:56.390
Total Infractions:						6
8	Jacob MICALLEF	Campos Racing	1	Turn 4	6	09:40:29.492
8	Jacob MICALLEF	Campos Racing	2	Turn 2	8	09:43:31.183
8	Jacob MICALLEF	Campos Racing	3	Turn 4	8	09:43:39.652
8	Jacob MICALLEF	Campos Racing	4	Turn 1	23	10:19:36.858
Total Infractions:						3
9	Jean Paul KARRAS	G4 Racing	1	Turn 4	4	09:38:58.037
9	Jean Paul KARRAS	G4 Racing	2	Turn 1	5	09:40:16.885
9	Jean Paul KARRAS	G4 Racing	3	Turn 4	6	09:42:10.759
9	Jean Paul KARRAS	G4 Racing	4	Turn 2	21	10:18:44.662
9	Jean Paul KARRAS	G4 Racing	5	Turn 1	21	10:18:35.861
Total Infractions:						4
10	Luna FLUXÁ	Campos Racing	1	Turn 1	6	09:40:01.426
10	Luna FLUXÁ	Campos Racing	2	Turn 4	12	09:49:55.392
10	Luna FLUXÁ	Campos Racing	3	Turn 1	18	10:11:29.935
10	Luna FLUXÁ	Campos Racing	4	Turn 14	21	10:17:33.717
Total Infractions:						4
11	Rahim ALIBHAI	Monlau Motorsport	1	Turn 4	5	09:41:59.919
11	Rahim ALIBHAI	Monlau Motorsport	2	Turn 2	7	09:45:03.178
11	Rahim ALIBHAI	Monlau Motorsport	3	Turn 11	8	09:47:25.062
11	Rahim ALIBHAI	Monlau Motorsport	4	Turn 4	8	09:46:48.106
11	Rahim ALIBHAI	Monlau Motorsport	5	Turn 11	10	09:50:38.648
11	Rahim ALIBHAI	Monlau Motorsport	6	Turn 4	11	09:51:35.920
11	Rahim ALIBHAI	Monlau Motorsport	7	Turn 4	20	10:19:07.571
11	Rahim ALIBHAI	Monlau Motorsport	8	Turn 11	20	10:19:44.993
11	Rahim ALIBHAI	Monlau Motorsport	9	Turn 4	21	10:20:42.237
11	Rahim ALIBHAI	Monlau Motorsport	10	Turn 1	22	10:21:58.987
11	Rahim ALIBHAI	Monlau Motorsport	11	Turn 6	22	10:22:30.564
11	Rahim ALIBHAI	Monlau Motorsport	12	Turn 4	24	10:25:28.256
Total Infractions:						9
12	Philippe Armand KARRAS	G4 Racing	1	Turn 4	4	09:40:36.229
12	Philippe Armand KARRAS	G4 Racing	2	Turn 4	7	09:45:25.190
12	Philippe Armand KARRAS	G4 Racing	3	Turn 1	12	09:53:03.269
12	Philippe Armand KARRAS	G4 Racing	4	Turn 4	12	09:53:21.696
12	Philippe Armand KARRAS	G4 Racing	5	Turn 1	17	10:14:55.993
12	Philippe Armand KARRAS	G4 Racing	6	Turn 1	20	10:19:40.134




F4Spain

ROUND 1 - VALENCIA

Official Previous Test

Track Limits Analysis

No	Driver	Team	T.L. Nr	Camera	Lap	Time	Total Infractions:
							<input type="text" value="5"/>
13	Rodrigo MARTÍNEZ	Tecnicar	1	Turn 1	9	10:13:35.661	
13	Rodrigo MARTÍNEZ	Tecnicar	2	Turn 4	13	10:20:30.924	
							<input type="text" value="3"/>
15	Jensen BURNETT	KCL Motorsport	1	Turn 4	3	09:35:00.035	
15	Jensen BURNETT	KCL Motorsport	2	Turn 4	4	09:36:36.564	
15	Jensen BURNETT	KCL Motorsport	3	Turn 4	6	09:39:47.315	
15	Jensen BURNETT	KCL Motorsport	4	Turn 1	18	10:15:56.329	
15	Jensen BURNETT	KCL Motorsport	5	Turn 1	22	10:22:13.789	
							<input type="text" value="5"/>
17	Nacho TUÑÓN	T-Code by Amtog	1	Turn 1	15	10:16:43.595	<input type="text" value="1"/>
							<input type="text" value="8"/>
18	Zoe FLORESCU	Tecnicar	1	Turn 2	5	09:37:44.039	
18	Zoe FLORESCU	Tecnicar	2	Turn 2	9	09:44:05.722	
18	Zoe FLORESCU	Tecnicar	3	Turn 4	9	09:44:14.316	
18	Zoe FLORESCU	Tecnicar	4	Turn 4	10	09:45:49.378	
18	Zoe FLORESCU	Tecnicar	5	Turn 4	11	09:47:25.844	
18	Zoe FLORESCU	Tecnicar	6	Turn 4	18	10:15:23.456	
18	Zoe FLORESCU	Tecnicar	7	Turn 1	19	10:16:40.995	
18	Zoe FLORESCU	Tecnicar	8	Turn 4	21	10:20:09.968	
18	Zoe FLORESCU	Tecnicar	9	Turn 2	24	10:24:49.993	
18	Zoe FLORESCU	Tecnicar	10	Turn 4	24	10:24:59.192	
							<input type="text" value="8"/>
21	Borys LYZEN	KCL Motorsport	1	Turn 4	6	09:39:42.776	
21	Borys LYZEN	KCL Motorsport	2	Turn 2	10	09:45:54.829	
21	Borys LYZEN	KCL Motorsport	3	Turn 1	12	09:49:31.013	
21	Borys LYZEN	KCL Motorsport	4	Turn 4	11	09:47:39.724	
21	Borys LYZEN	KCL Motorsport	5	Turn 4	13	09:52:07.456	
21	Borys LYZEN	KCL Motorsport	6	Turn 4	18	10:16:08.395	
21	Borys LYZEN	KCL Motorsport	7	Turn 2	22	10:22:18.038	
21	Borys LYZEN	KCL Motorsport	8	Turn 1	23	10:23:42.787	
							<input type="text" value="8"/>
22	Vivek KANTHAN	Griffin Core	1	Turn 1	4	09:36:45.828	
22	Vivek KANTHAN	Griffin Core	2	Turn 4	10	09:46:37.328	
22	Vivek KANTHAN	Griffin Core	3	Turn 1	19	10:13:02.462	
22	Vivek KANTHAN	Griffin Core	4	Turn 1	25	10:22:42.848	
22	Vivek KANTHAN	Griffin Core	5	Turn 1	26	10:24:17.846	
							<input type="text" value="5"/>
23	Rocco CORONEL	MP Motorsport	1	Turn 4	5	09:38:42.654	
23	Rocco CORONEL	MP Motorsport	2	Turn 4	11	09:48:15.381	
23	Rocco CORONEL	MP Motorsport	3	Turn 4	20	10:17:46.660	
23	Rocco CORONEL	MP Motorsport	4	Turn 4	21	10:19:21.654	
							<input type="text" value="4"/>
24	Beau LOWETTE	TC Racing	1	Turn 4	9	09:44:13.046	
24	Beau LOWETTE	TC Racing	2	Turn 2	11	09:47:15.647	
24	Beau LOWETTE	TC Racing	3	Turn 4	11	09:47:24.244	
24	Beau LOWETTE	TC Racing	4	Turn 4	17	10:16:19.511	
24	Beau LOWETTE	TC Racing	5	Turn 1	21	10:22:21.723	
							<input type="text" value="4"/>
25	Aleix PIÑERA	Tecnicar	1	Turn 1	21	10:22:01.657	<input type="text" value="1"/>
							<input type="text" value="1"/>
27	Alexander CHARTIER	Monlau Motorsport	1	Turn 4	4	09:40:30.895	
27	Alexander CHARTIER	Monlau Motorsport	2	Turn 1	5	09:41:49.555	
27	Alexander CHARTIER	Monlau Motorsport	3	Turn 4	6	09:43:44.507	
27	Alexander CHARTIER	Monlau Motorsport	4	Turn 11	7	09:45:59.311	




F4Spain

ROUND 1 - VALENCIA

Official Previous Test

Track Limits Analysis

No	Driver	Team	T.L. Nr	Camera	Lap	Time
27	Alexander CHARTIER	Monlau Motorsport	5	Turn 4	8	09:46:56.512
27	Alexander CHARTIER	Monlau Motorsport	6	Turn 1	8	09:46:38.153
27	Alexander CHARTIER	Monlau Motorsport	7	Turn 14	8	09:47:55.520
27	Alexander CHARTIER	Monlau Motorsport	8	Turn 1	9	09:48:14.417
27	Alexander CHARTIER	Monlau Motorsport	9	Turn 4	11	09:51:48.496
27	Alexander CHARTIER	Monlau Motorsport	10	Turn 11	17	10:15:04.445
27	Alexander CHARTIER	Monlau Motorsport	11	Turn 6	19	10:17:48.960
27	Alexander CHARTIER	Monlau Motorsport	12	Turn 11	18	10:16:39.304
27	Alexander CHARTIER	Monlau Motorsport	13	Turn 1	22	10:22:04.044
27	Alexander CHARTIER	Monlau Motorsport	14	Turn 11	22	10:23:01.116
27	Alexander CHARTIER	Monlau Motorsport	15	Turn 11	23	10:24:36.584
Total Infractions:						12
28	Max RADECK	DXR	1	Turn 14	3	09:36:11.934
28	Max RADECK	DXR	2	Turn 4	4	09:36:49.577
28	Max RADECK	DXR	3	Turn 4	5	09:38:26.573
28	Max RADECK	DXR	4	Turn 4	12	10:12:23.231
28	Max RADECK	DXR	5	Turn 14	12	10:13:22.719
28	Max RADECK	DXR	6	Turn 1	13	10:13:41.530
28	Max RADECK	DXR	7	Turn 4	14	10:15:35.129
28	Max RADECK	DXR	8	Turn 1	16	10:18:27.990
28	Max RADECK	DXR	9	Turn 4	17	10:20:23.444
28	Max RADECK	DXR	10	Turn 6	18	10:22:12.287
28	Max RADECK	DXR	11	Turn 1	19	10:23:16.448
28	Max RADECK	DXR	12	Turn 6	20	10:25:24.076
Total Infractions:						11
32	Simón BULBARELLA	Drivex	1	Turn 4	4	09:40:01.432
32	Simón BULBARELLA	Drivex	2	Turn 4	5	09:41:36.759
32	Simón BULBARELLA	Drivex	3	Turn 4	8	09:46:21.380
32	Simón BULBARELLA	Drivex	4	Turn 4	10	09:49:31.160
32	Simón BULBARELLA	Drivex	5	Turn 4	11	09:51:05.578
32	Simón BULBARELLA	Drivex	6	Turn 4	15	10:12:17.734
32	Simón BULBARELLA	Drivex	7	Turn 2	16	10:13:43.603
32	Simón BULBARELLA	Drivex	8	Turn 2	20	10:20:06.973
32	Simón BULBARELLA	Drivex	9	Turn 4	21	10:21:50.907
32	Simón BULBARELLA	Drivex	10	Turn 6	21	10:22:03.811
32	Simón BULBARELLA	Drivex	11	Turn 2	23	10:24:52.194
Total Infractions:						10
37	Ty FISHER	Griffin Core	1	Turn 2	8	09:43:27.782
37	Ty FISHER	Griffin Core	2	Turn 1	8	09:43:18.083
37	Ty FISHER	Griffin Core	3	Turn 1	12	09:49:42.747
37	Ty FISHER	Griffin Core	4	Turn 4	13	09:51:35.920
37	Ty FISHER	Griffin Core	5	Turn 1	21	10:16:09.462
37	Ty FISHER	Griffin Core	6	Turn 1	24	10:20:51.923
37	Ty FISHER	Griffin Core	7	Turn 1	25	10:22:27.590
Total Infractions:						6
38	Daniel KELLEHER	Campos Racing	1	Turn 4	3	09:35:29.293
38	Daniel KELLEHER	Campos Racing	2	Turn 4	8	09:43:28.169
38	Daniel KELLEHER	Campos Racing	3	Turn 4	10	09:46:38.362
38	Daniel KELLEHER	Campos Racing	4	Turn 11	11	09:48:51.574
38	Daniel KELLEHER	Campos Racing	5	Turn 1	26	10:24:17.846
Total Infractions:						5
39	Louis COCHET	KCL Motorsport	1	Turn 4	3	09:34:18.319
39	Louis COCHET	KCL Motorsport	2	Turn 6	9	09:44:21.889
39	Louis COCHET	KCL Motorsport	3	Turn 4	8	09:42:33.183
39	Louis COCHET	KCL Motorsport	4	Turn 4	9	09:44:08.779
39	Louis COCHET	KCL Motorsport	5	Turn 4	11	09:47:22.169
39	Louis COCHET	KCL Motorsport	6	Turn 4	17	10:13:05.452
Total Infractions:						5
40	Kasper SCHORMANS	MP Motorsport	1	Turn 4	7	09:43:48.523
40	Kasper SCHORMANS	MP Motorsport	2	Turn 4	9	09:46:58.505
40	Kasper SCHORMANS	MP Motorsport	3	Turn 4	10	09:48:33.175




F4Spain

ROUND 1 - VALENCIA

Official Previous Test

Track Limits Analysis

No	Driver	Team	T.L. Nr	Camera	Lap	Time	
							Total Infractions: <input type="text" value="3"/>
44	Elliot KACZYNSKI	Drivex	1	Turn 4	7	09:41:33.125	
44	Elliot KACZYNSKI	Drivex	2	Turn 4	12	10:12:20.636	
44	Elliot KACZYNSKI	Drivex	3	Turn 4	14	10:15:29.726	
							Total Infractions: <input type="text" value="3"/>
46	Nathan TYE	Drivex	1	Turn 4	16	10:15:24.721	
46	Nathan TYE	Drivex	2	Turn 1	20	10:21:28.722	
							Total Infractions: <input type="text" value="2"/>
71	Sam URUS	DXR	1	Turn 4	6	09:39:36.444	
71	Sam URUS	DXR	2	Turn 1	10	09:45:47.475	
71	Sam URUS	DXR	3	Turn 1	13	09:50:44.273	
71	Sam URUS	DXR	4	Turn 1	18	10:13:42.327	
71	Sam URUS	DXR	5	Turn 4	19	10:15:37.994	
71	Sam URUS	DXR	6	Turn 11	21	10:19:27.380	
71	Sam URUS	DXR	7	Turn 1	24	10:23:19.517	
							Total Infractions: <input type="text" value="7"/>
73	Fausto ARNAUDO	Monlau Motorsport	1	Turn 14	10	09:50:55.919	
73	Fausto ARNAUDO	Monlau Motorsport	2	Turn 4	9	09:48:21.766	
73	Fausto ARNAUDO	Monlau Motorsport	3	Turn 4	10	09:49:57.659	
73	Fausto ARNAUDO	Monlau Motorsport	4	Turn 2	21	10:16:31.858	
73	Fausto ARNAUDO	Monlau Motorsport	5	Turn 1	22	10:17:59.523	
73	Fausto ARNAUDO	Monlau Motorsport	6	Turn 1	23	10:19:34.191	
							Total Infractions: <input type="text" value="5"/>
74	Pablo RICCOBONO	GRS Team	1	Turn 1	5	09:39:54.688	
74	Pablo RICCOBONO	GRS Team	2	Turn 14	7	09:44:24.255	
74	Pablo RICCOBONO	GRS Team	3	Turn 4	7	09:43:24.891	
74	Pablo RICCOBONO	GRS Team	4	Turn 2	9	09:46:30.298	
74	Pablo RICCOBONO	GRS Team	5	Turn 4	9	09:46:38.362	
74	Pablo RICCOBONO	GRS Team	6	Turn 1	17	10:12:03.059	
74	Pablo RICCOBONO	GRS Team	7	Turn 1	18	10:13:38.796	
74	Pablo RICCOBONO	GRS Team	8	Turn 1	22	10:20:01.391	
74	Pablo RICCOBONO	GRS Team	9	Turn 1	23	10:21:36.449	
							Total Infractions: <input type="text" value="7"/>
77	Andrej PETROVIC	T-Code by Amtog	1	Turn 1	8	09:42:18.151	
77	Andrej PETROVIC	T-Code by Amtog	2	Turn 1	11	09:47:04.875	
77	Andrej PETROVIC	T-Code by Amtog	3	Turn 1	12	09:48:40.110	
77	Andrej PETROVIC	T-Code by Amtog	4	Turn 1	21	10:19:50.257	
77	Andrej PETROVIC	T-Code by Amtog	5	Turn 4	22	10:21:45.129	
							Total Infractions: <input type="text" value="5"/>
78	María NETO	TC Racing	1	Turn 4	4	09:40:53.185	
78	María NETO	TC Racing	2	Turn 6	4	09:41:06.664	
78	María NETO	TC Racing	3	Turn 11	7	09:46:36.103	
78	María NETO	TC Racing	4	Turn 11	9	09:49:50.104	
78	María NETO	TC Racing	5	Turn 2	9	09:49:01.112	
78	María NETO	TC Racing	6	Turn 4	9	09:49:09.577	
78	María NETO	TC Racing	7	Turn 4	11	10:01:33.526	
78	María NETO	TC Racing	8	Turn 11	11	10:02:12.450	
78	María NETO	TC Racing	9	Turn 1	15	10:12:30.462	
78	María NETO	TC Racing	10	Turn 1	16	10:14:09.525	
78	María NETO	TC Racing	11	Turn 4	18	10:17:40.186	
78	María NETO	TC Racing	12	Turn 1	19	10:18:57.454	
							Total Infractions: <input type="text" value="8"/>
80	Sebastián FRIGOLET	DXR	1	Turn 4	2	09:39:09.783	
80	Sebastián FRIGOLET	DXR	2	Turn 14	3	09:41:50.863	
80	Sebastián FRIGOLET	DXR	3	Turn 1	7	09:47:07.213	
80	Sebastián FRIGOLET	DXR	4	Turn 4	9	09:50:38.562	
80	Sebastián FRIGOLET	DXR	5	Turn 2	22	10:18:06.866	
80	Sebastián FRIGOLET	DXR	6	Turn 1	23	10:19:32.926	



F4Spain
ROUND 1 - VALENCIA
Official Previous Test
Track Limits Analysis

No	Driver	Team	T.L. Nr	Camera	Lap	Time
80	Sebastián FRIGOLET	DXR	7	Turn 2	23	10:19:42.325
Total Infractions:						6
81	Noah MONTEIRO	Griffin Core	1	Turn 4	6	09:45:29.927
81	Noah MONTEIRO	Griffin Core	2	Turn 2	23	10:24:09.450
Total Infractions:						2
83	Alfons MIETTINEN	GRS Team	1	Turn 14	4	09:37:17.256
83	Alfons MIETTINEN	GRS Team	2	Turn 1	6	09:39:14.622
83	Alfons MIETTINEN	GRS Team	3	Turn 4	7	09:41:10.298
83	Alfons MIETTINEN	GRS Team	4	Turn 1	8	09:42:28.821
83	Alfons MIETTINEN	GRS Team	5	Turn 14	9	09:45:23.594
83	Alfons MIETTINEN	GRS Team	6	Turn 1	11	09:47:20.350
83	Alfons MIETTINEN	GRS Team	7	Turn 1	12	09:48:57.142
83	Alfons MIETTINEN	GRS Team	8	Turn 2	21	10:18:17.975
Total Infractions:						8
88	Miki BLASCOS	Monlau Motorsport	1	Turn 1	4	09:40:01.426
88	Miki BLASCOS	Monlau Motorsport	2	Turn 4	5	09:41:59.919
88	Miki BLASCOS	Monlau Motorsport	3	Turn 4	6	09:43:37.774
88	Miki BLASCOS	Monlau Motorsport	4	Turn 4	7	09:45:13.313
88	Miki BLASCOS	Monlau Motorsport	5	Turn 1	11	09:51:16.010
88	Miki BLASCOS	Monlau Motorsport	6	Turn 1	24	10:23:30.914
Total Infractions:						6
94	Jorden MOODLEY	G4 Racing	1	Turn 14	2	09:33:58.595
94	Jorden MOODLEY	G4 Racing	2	Turn 2	4	09:36:08.106
94	Jorden MOODLEY	G4 Racing	3	Turn 14	4	09:37:17.256
94	Jorden MOODLEY	G4 Racing	4	Turn 1	7	09:40:50.487
94	Jorden MOODLEY	G4 Racing	5	Turn 1	11	09:47:23.418
94	Jorden MOODLEY	G4 Racing	6	Turn 1	18	10:14:19.664
94	Jorden MOODLEY	G4 Racing	7	Turn 14	18	10:15:37.263
94	Jorden MOODLEY	G4 Racing	8	Turn 1	20	10:17:33.726
94	Jorden MOODLEY	G4 Racing	9	Turn 11	21	10:20:07.320
94	Jorden MOODLEY	G4 Racing	10	Turn 14	20	10:18:51.187
94	Jorden MOODLEY	G4 Racing	11	Turn 2	22	10:20:56.860
94	Jorden MOODLEY	G4 Racing	12	Turn 1	23	10:22:23.651
94	Jorden MOODLEY	G4 Racing	13	Turn 1	24	10:24:00.980
94	Jorden MOODLEY	G4 Racing	14	Turn 2	24	10:24:10.592
94	Jorden MOODLEY	G4 Racing	15	Turn 4	24	10:24:19.588
94	Jorden MOODLEY	G4 Racing	16	Turn 14	24	10:25:19.322
Total Infractions:						10

TOTAL TRACK LIMITS: 236

Track Limits Operator:

Daphne FERNÁNDEZ
OD-1537-ESP-CAT



DAPHNE FERNANDEZ OD-1537-ESP-CAT

Published at: