

F4Spain


ROUND 1 - VALENCIA

Free Practice 1

Sector Analysis

— Invalidated Lap ■ Personal Best ■ Session Best B Crossing the pit lane


Lap	Time	Sector 1	Sector 2	Sector 3	T.Sp	Elapsed	Lap	Time	Sector 1	Sector 2	Sector 3	T.Sp	Elapsed	
5	Sandro PEREZ ESP							5	1:36.015	22.356			208.8	16:37.636
	TC Racing TATUUS T-421							6	1:35.672	22.243			210.1	18:13.308
1	2:33.734	B 51.104	54.115	48.515		2:33.734	7	1:35.654	22.287				19:48.962	
2	4:53.806	B 3:07.974	51.709	54.123		7:27.540	8	1:35.807	22.207				21:24.769	
3	5:39.553	B 4:09.877	49.190	40.486		13:07.093	9	1:35.567	22.216			212.0	23:00.336	
4	2:51.584	1:28.018	56.165	27.401		15:58.677	10	1:35.888	22.163			211.4	24:36.224	
5	1:37.347	22.770	47.606	26.971	210.1	17:36.024	11	1:36.460	22.429			212.0	26:12.684	
6	1:36.261	22.412	47.300	26.549	210.1	19:12.285	12	1:36.103	22.284			210.1	27:48.787	
7	1:36.341	22.350	47.119	26.872	212.7	20:48.626	13	1:36.422	22.399			209.5	29:25.209	
8	1:35.959	22.309	47.099	26.551	214.0	22:24.585	14	1:43.356	B 22.803			211.4	31:08.565	
9	1:36.558	22.306	47.698	26.554	211.4	24:01.143								
10	1:35.836	22.294	47.132	26.410	214.7	25:36.979								
11	1:48.765	22.208	59.156	27.401	212.0	27:25.744								
12	1:37.068	22.293	47.525	27.250	213.3	29:02.812								
13	1:36.615	22.679			214.0	30:39.427								
7	Felipe REIJS NLD							10	Luna FLUXÁ ESP					
	MP Motorsport TATUUS T-421								Campos Racing TATUUS T-421					
1	2:09.974	B 34.437	50.541	44.996		2:09.974	1	2:03.459	B 33.056	49.877	40.526		2:03.459	
2	4:46.512	B 3:19.691	48.080	38.741		6:56.486	2	8:16.577	6:57.176	51.555	27.846		10:20.036	
3	2:32.019	B 1:10.545	47.888	33.586		9:28.505	3	1:39.804	24.251	48.439	27.114	184.8	11:59.840	
4	5:59.815	4:14.512	1:17.103	28.200		15:28.320	4	1:35.874	22.360	47.207	26.307	210.1	13:35.714	
5	1:36.853	22.844	47.487	26.522	208.2	17:05.173	5	2:09.777	22.334	1:20.060	27.383	211.4	15:45.491	
6	1:35.397	22.211	46.886	26.300	210.7	18:40.570	6	1:35.555	22.170	47.021	26.364	213.3	17:21.046	
7	1:35.154	22.122	46.683	26.349	211.4	20:15.724	7	1:35.323	22.119	46.943	26.261	212.7	18:56.369	
8	1:34.695	21.877	46.494	26.324	211.4	21:50.419	8	1:35.176	22.120	46.738	26.318	213.3	20:31.545	
9	1:34.886	21.969			212.0	23:25.305	9	1:35.197	22.137			210.7	22:06.742	
10	1:34.621	21.863			212.7	24:59.926	10	1:35.260	22.077			210.1	23:42.002	
11	1:34.927	21.984			213.3	26:34.853	11	1:35.197	21.996	46.873	26.328	212.0	25:17.199	
12	1:34.789	21.931			212.0	28:09.642	12	1:35.230	22.054			214.0	26:52.429	
13	1:35.181	21.959			212.7	29:44.823	13	1:36.367	22.244			214.0	28:28.796	
14	1:42.307	B 22.107			210.7	31:27.130	14	1:35.323	22.180			212.7	30:04.119	
8	Jacob MICALLEF MLT							11	Rahim ALIBHAI USA					
	Campos Racing TATUUS T-421								Monlau Motorsport TATUUS T-421					
1	2:02.273	B 32.595	49.733	39.945		2:02.273	1	11:45.170	...	53.830	29.652		11:45.170	
2	8:08.620	6:49.690	50.722	28.208		10:10.893	2	1:44.739	25.316			178.1	13:29.909	
3	1:44.766	B 23.789	47.871	33.106	193.6	11:55.659	3	2:10.321	23.284	1:19.543	27.494	204.5	15:40.230	
4	1:56.099	42.243	47.262	26.594		13:51.758	4	1:37.382	22.527			210.7	17:17.612	
5	2:05.588	34.384	1:00.136	31.068	145.8	15:57.346	5	1:37.076	22.140			214.7	18:54.688	
6	1:35.272	22.167	46.788	26.317	214.0	17:32.618	6	1:35.667	22.194			212.7	20:30.355	
7	1:34.762	22.009	46.525	26.228	212.7	19:07.380	7	1:35.293	22.096			212.7	22:05.648	
8	1:40.786	21.926	47.503	31.357	212.7	20:48.166	8	1:35.044	21.973			214.0	23:40.692	
9	1:34.818	22.143	46.528	26.147	210.7	22:22.984	9	1:35.423	22.074				25:16.115	
10	1:34.427	22.018	46.337	26.072	212.0	23:57.411	10	1:35.466	22.125			212.0	26:51.581	
11	1:51.654	21.938	52.295	37.421	213.3	25:49.065	11	1:35.919	22.086			212.7	28:27.500	
12	1:43.402	22.106	50.360	30.936	212.7	27:32.467	12	1:40.752	B 22.174			213.3	30:08.252	
13	1:35.414	22.050			212.0	29:07.881								
14	1:34.986	22.055			212.7	30:42.867								
9	Jean Paul KARRAS GRC							12	Phillipe Armand KARRAS GRC					
	G4 Racing TATUUS T-421								G4 Racing TATUUS T-421					
1	7:19.100	B 5:45.521				7:19.100	1	7:05.519	5:46.709	51.005	27.805		7:05.519	
2	4:01.692	2:46.263	48.323	27.106		11:20.792	2	1:42.744	B 23.044	47.969	31.731	200.9	8:48.263	
3	1:37.263	23.244			193.6	12:58.055	3	2:56.511	1:40.179	48.712	27.620		11:44.774	
4	2:03.566	22.334	53.462	47.770	210.7	15:01.621	4	1:36.076	22.565	47.183	26.328	208.8	13:20.850	
							5	2:03.484	22.231	1:12.681	28.572	212.0	15:24.334	
							6	1:35.346	22.149	46.883	26.314	209.5	16:59.680	
							7	1:35.156	22.063	46.852	26.241	212.7	18:34.836	
							8	1:35.091	22.012			212.0	20:09.927	
							9	1:34.972	22.010			214.0	21:44.899	
							10	1:35.110	22.128			212.0	23:20.009	
							11	1:35.219	22.055			212.0	24:55.228	
							12	1:36.358	22.103			212.0	26:31.586	



F4Spain ROUND 1 - VALENCIA Free Practice 1

Sector Analysis

— Invalidated Lap						■ Personal Best		■ Session Best		■ Crossing the pit lane			
Lap	Time	Sector 1	Sector 2	Sector 3	T.Sp	Elapsed	Lap	Time	Sector 1	Sector 2	Sector 3	T.Sp	Elapsed
13 Rodrigo MARTÍNEZ MEX						Tecnicar TATUUS T-421							
1	2:35.630	54.769				2:35.630	2	4:46.857	3:14.085	50.904	41.868		7:12.454
2	4:45.456	3:10.274	53.269	41.913		7:21.086	3	3:59.823	2:32.223	50.008	37.592		11:12.277
3	4:23.923	2:57.537				11:45.009	4	2:17.008	1:00.787	48.437	27.784		13:29.285
4	2:14.261	58.528				13:59.270	5	2:05.078	22.600	1:15.700	26.778	216.0	15:34.363
5	2:00.795	30.673			193.1	16:00.065	6	1:36.445	22.376	47.614	26.455	212.0	17:10.808
6	1:37.268	22.565			211.4	17:37.333	7	1:35.595	22.241	46.993	26.361	214.7	18:46.403
7	1:37.302	22.497			212.7	19:14.635	8	1:35.496	22.229			212.0	20:21.899
8	1:38.070	22.312				20:52.705	9	1:35.512	22.184			213.3	21:57.411
9	1:37.637	22.356			210.7	22:30.342	10	1:35.522	22.186			213.3	23:32.933
10	1:37.157	22.511				24:07.499	11	1:35.552	22.159			212.0	25:08.485
11	1:38.102	23.137				25:45.601	12	1:35.586	22.202				26:44.071
12	1:38.978	22.732				27:24.579	13	1:35.662	22.255			212.0	28:19.733
13	1:37.963	22.423				29:02.542	14	1:35.695	22.310			211.4	29:55.428
14	1:39.675	24.031				30:42.217	15	1:35.893	22.250			210.7	31:31.321
15 Jensen BURNETT CAN						KCL Motorsport TATUUS T-421							
1	6:59.696	5:31.963	49.712	38.021		6:59.696	21 Borys LYZEN POL KCL Motorsport TATUUS T-421 1 2:11.239 36.643 49.818 44.778 2:11.239 2 4:50.234 3:20.988 49.798 39.448 7:01.473 3 2:50.269 1:29.257 47.274 33.738 9:51.742 4 5:24.386 3:36.328 1:12.299 35.759 15:16.128 5 1:36.977 22.889 47.670 26.418 210.1 16:53.105 6 1:35.266 22.280 46.792 26.194 213.3 18:28.371 7 1:34.666 21.956 46.548 26.162 213.3 20:03.037 8 1:34.306 21.903 214.0 21:37.343 9 1:34.380 21.811 214.0 23:11.723 10 1:34.515 21.936 214.0 24:46.238 11 1:34.559 21.908 213.3 26:20.797 12 1:42.191 21.946 214.0 28:02.988						
2	2:35.580	1:16.570	47.579	31.431		9:35.276							
3	5:30.821	3:43.486	1:01.623	45.712		15:06.097							
4	1:41.321	23.949	49.583	27.789	201.5	16:47.418							
5	1:38.839	24.199	47.949	26.691	211.4	18:26.257							
6	1:34.812	22.109	46.529	26.174	212.7	20:01.069							
7	1:34.380	21.887	46.318	26.175	210.7	21:35.449							
8	1:34.194	21.995	46.129	26.070	212.0	23:09.643							
9	1:34.372	21.873			210.7	24:44.015							
10	1:34.421	21.923	46.265	26.233	212.7	26:18.436							
11	1:34.549	21.976			212.0	27:52.985							
12	1:34.612	21.936			213.3	29:27.597							
13	1:41.934	21.966			214.7	31:09.531							
17 Nacho TUÑÓN ESP						T-Code by Amtog TATUUS T-421							
1	2:57.787	1:27.609	53.633	36.545		2:57.787	22 Vivek KANTHAN USA Griffin Core TATUUS T-421 1 10:19.379 8:59.731 51.704 27.944 10:19.379 2 1:39.503 24.171 48.692 26.640 185.3 11:58.882 3 1:35.420 22.287 46.949 26.184 212.7 13:34.302 4 2:10.445 22.740 1:20.521 27.184 213.3 15:44.747 5 1:34.684 21.955 46.640 26.089 212.7 17:19.431 6 1:34.771 22.008 46.674 26.089 216.0 18:54.202 7 1:35.667 21.896 215.3 20:29.869 8 1:34.589 21.996 212.7 22:04.458 9 1:34.353 21.839 216.7 23:38.811 10 1:34.583 21.881 216.7 25:13.394 11 1:35.903 21.887 47.551 26.465 216.0 26:49.297 12 1:37.384 21.869 214.7 28:26.681 13 1:34.732 21.916 212.0 30:01.413						
2	4:11.674	2:40.321	50.954	40.399		7:09.461							
3	3:38.597	2:14.239	48.880	35.478		10:48.058							
4	2:16.844	1:02.223	48.149	26.472		13:04.902							
5	2:08.231	22.358	1:03.820	42.053	212.7	15:13.133							
6	1:35.652	22.331			213.3	16:48.785							
7	1:34.658	22.080	46.515	26.063	215.3	18:23.443							
8	1:34.492	21.884			214.0	19:57.935							
9	1:34.319	21.911			214.7	21:32.254							
10	1:34.444	21.972			214.0	23:06.698							
11	1:34.447	21.942			213.3	24:41.145							
12	1:34.673	22.028			213.3	26:15.818							
13	1:34.743	21.985			214.0	27:50.561							
14	1:34.989	22.037			216.0	29:25.550							
15	1:35.094	22.174			216.7	31:00.644							
18 Zoe FLORESCU ROU						Tecnicar TATUUS T-421							
1	2:25.597	50.707	52.382	42.508		2:25.597	23 Rocco CORONEL NLD MP Motorsport TATUUS T-421 1 2:04.784 33.596 49.902 41.286 2:04.784 2 4:42.921 3:22.489 48.036 32.396 6:47.705 3 2:11.177 51.789 46.970 32.418 8:58.882 4 4:49.856 3:26.951 54.195 28.710 13:48.738 5 2:15.348 31.238 1:05.970 38.140 211.4 16:04.086 6 1:36.861 22.740 47.583 26.538 212.7 17:40.947 7 1:34.725 22.039 46.567 26.119 212.7 19:15.672 8 1:34.977 21.992 46.832 26.153 214.0 20:50.649 9 1:34.464 21.945 213.3 22:25.113						



F4Spain

ROUND 1 - VALENCIA

Free Practice 1

Sector Analysis

— Invalidated Lap ■ Personal Best ■ Session Best B Crossing the pit lane

Lap	Time	Sector 1	Sector 2	Sector 3	T.Sp	Elapsed	Lap	Time	Sector 1	Sector 2	Sector 3	T.Sp	Elapsed
10	1:35.329	22.038			214.7	24:00.442	2	1:43.517	24.110			191.5	14:08.866
11	1:34.740	22.118			213.3	25:35.182	3	1:58.688	41.683			99.2	16:07.554
12	1:34.756	22.008			214.0	27:09.938	4	1:35.692	22.216			215.3	17:43.246
13	1:42.650	25.703			213.3	28:52.588	5	<u>1:35.397</u>	<u>22.192</u>			213.3	19:18.643
14	1:35.175	22.205			212.0	30:27.763	6	1:35.148	22.018				20:53.791

24 Beau LOWETTE BEL						
TC Racing TATUUS T-421						
1	2:37.791 B	55.801	56.943	45.047		2:37.791
2	4:36.759 B	3:03.607	51.702	41.450		7:14.550
3	3:57.287	2:42.279	48.278	26.730		11:11.837
4	1:36.623	22.771	47.410	26.442	210.7	12:48.460
5	2:06.388	22.222	47.102	57.064	208.8	14:54.848
6	1:38.901	25.246	47.228	26.427	169.0	16:33.749
7	<u>1:35.268</u>	22.019	46.868	26.381	216.0	18:09.017
8	1:35.119	<u>21.989</u>	46.760	26.370	213.3	19:44.136
9	1:35.286	22.122	46.893	<u>26.271</u>	210.7	21:19.422
10	<u>1:35.096</u>	22.123	<u>46.696</u>	26.277	212.0	22:54.518
11	1:35.304	22.017	46.899	26.388	214.7	24:29.822
12	1:35.270	22.138	46.763	26.369	212.0	26:05.092
13	1:35.280	22.108	46.745	26.427	212.7	27:40.372
14	1:35.257	22.113	46.835	26.309	211.4	29:15.629
15	1:35.383	22.099			212.0	30:51.012

25 Aleix PIÑERA ESP						
Technicar TATUUS T-421						
1	2:45.633 B	1:00.583				2:45.633
2	4:25.669 B	2:53.181				7:11.302
3	3:48.058 B	2:22.175	<u>49.332</u>	36.551		10:59.360
4	2:16.501	1:02.251				13:15.861
5	2:08.902	22.371			210.7	15:24.763
6	1:36.801	22.290			214.0	17:01.564
7	1:35.106	22.111			213.3	18:36.670
8	1:35.074	<u>22.064</u>				20:11.744
9	<u>1:35.137</u>	22.080				21:46.881
10	<u>1:34.971</u>	22.100			212.0	23:21.852
11	1:34.993	22.106				24:56.845
12	1:35.225	22.138				26:32.070
13	1:35.212	22.119				28:07.282
14	1:41.843 B	22.178				29:49.125


27 Alexander CHARTIER ITA						
Monlau Motorsport TATUUS T-421						
1	11:46.466	...	53.772	28.838		11:46.466
2	1:47.346	25.507	52.742	29.097	167.0	13:33.812
3	2:11.958	25.912	1:18.675	27.371	175.4	15:45.770
4	<u>1:35.901</u>	22.336	<u>47.291</u>	26.274	216.0	17:21.671
5	<u>1:35.219</u>	<u>22.057</u>	<u>46.981</u>	<u>26.181</u>	215.3	18:56.890
6	<u>1:39.397</u>	22.106	<u>51.021</u>	26.270	215.3	20:36.287
7	1:34.939	<u>21.923</u>			212.7	22:11.226
8	<u>1:34.856</u>	21.951			212.7	23:46.082
9	<u>1:35.207</u>	22.115			214.0	25:21.289
10	<u>1:39.302 B</u>	22.008			214.0	27:00.591

28 Max RADECK PRT						
DXR TATUUS T-421						
1	12:25.349	...	<u>52.406</u>	<u>28.277</u>		12:25.349

32 Simón BULBARELLA ARG						
Drivex TATUUS T-421						
1	2:16.639 B	42.770	51.506	42.363		2:16.639
2	5:08.456 B	3:40.415	<u>49.350</u>	38.691		7:25.095
3	5:14.528 B	3:50.859	50.566	33.103		12:39.623
4	2:39.480	56.813				15:19.103
5	1:36.048	22.372			213.3	16:55.151
6	<u>1:35.566</u>	<u>22.154</u>			213.3	18:30.717
7	1:35.360	22.074				20:06.077
8	1:35.535	22.134			215.3	21:41.612
9	1:35.331	22.045				23:16.943
10	1:35.292	<u>21.973</u>				24:52.235
11	<u>1:35.141</u>	22.016				26:27.376
12	1:35.518	22.048				28:02.894
13	1:35.537	22.191				29:38.431
14	1:35.495	22.118				31:13.926

37 Ty FISHER CAN						
Griffin Core TATUUS T-421						
1	10:18.364	8:57.263	52.477	28.624		10:18.364
2	1:38.642	23.648	48.139	26.855	208.8	11:57.006
3	1:36.093	22.645	47.018	26.430	214.7	13:33.099
4	2:09.955	23.282	1:20.161	26.512	215.3	15:43.054
5	1:35.019	22.050	46.746	26.223	216.7	17:18.073
6	<u>1:35.266</u>	22.081	<u>46.915</u>	26.270	216.7	18:53.339
7	1:34.497	21.914	46.454	26.129	214.0	20:27.836
8	1:34.523	21.908			212.7	22:02.359
9	<u>1:34.766</u>	<u>21.833</u>	<u>46.791</u>	26.142	215.3	23:37.125
10	1:34.394	21.881	<u>46.420</u>	26.093	215.3	25:11.519
11	<u>1:34.316</u>	21.856	46.432	<u>26.028</u>	215.3	26:45.835
12	<u>1:37.514</u>	<u>22.274</u>	48.977	26.263	216.7	28:23.349
13	1:35.136	22.033			215.3	29:58.485
14	1:41.175 B	22.121			216.0	31:39.660

38 Daniel KELLEHER IRE						
Campos Racing TATUUS T-421						
1	11:02.827	9:41.515	52.306	29.006		11:02.827
2	1:42.635	24.121	50.210	28.304	192.0	12:45.462
3	2:07.140	22.923	47.767	56.450	209.5	14:52.602
4	1:39.560	25.997	47.202	26.361	162.6	16:32.162
5	1:34.969	22.075	46.679	26.215	216.7	18:07.131
6	1:34.807	22.015	<u>46.599</u>	<u>26.193</u>	214.0	19:41.938
7	<u>1:34.651</u>	21.956			210.7	21:16.589
8	<u>1:34.555</u>	<u>21.914</u>			213.3	22:51.144
9	1:34.768	21.934			216.0	24:25.912



F4Spain ROUND 1 - VALENCIA Free Practice 1

Sector Analysis


— Invalidated Lap

■ Personal Best

■ Session Best

■ Crossing the pit lane

Lap	Time	Sector 1	Sector 2	Sector 3	T.Sp	Elapsed	Lap	Time	Sector 1	Sector 2	Sector 3	T.Sp	Elapsed
10	1:34.743	21.947			215.3	26:00.655	11	1:35.340	22.185				28:48.735
11	1:34.826	22.011			212.0	27:35.481	12	1:42.611 B	22.465				30:31.346
12	1:35.247	22.073			213.3	29:10.728	71 Sam URUS MCO						
13	1:35.425	21.945			214.0	30:46.153	DXR TATUUS T-421						
39 Louis COCHET NLD							1 2:19.171 B 43.414 51.422 44.335 2:19.171						
KCL Motorsport TATUUS T-421							2 10:13.282 8:51.054 53.332 28.896 12:32.453						
1	2:13.049 B	37.583	49.663	45.803		2:13.049	3	1:42.816	23.516	48.225	31.075	205.1	14:15.269
2	4:51.761 B	3:20.008	49.425	42.328		7:04.810	4	1:56.766	41.094	48.933	26.739	81.7	16:12.035
3	3:24.580 B	1:52.723	50.725	41.132		10:29.390	5	1:35.871	22.286	47.042	26.543	211.4	17:47.906
4	5:01.738	3:17.392	1:16.029	28.317		15:31.128	6	1:35.611	22.135	46.991	26.485	211.4	19:23.517
5	1:41.543	23.347	50.094	28.102	210.1	17:12.671	7	1:35.465	22.146	46.840	26.479	211.4	20:58.982
6	1:36.872	23.118	47.323	26.431	208.2	18:49.543	8	1:36.519	22.082	47.884	26.553	212.0	22:35.501
7	1:35.091	22.156	46.767	26.168	212.0	20:24.634	9	1:35.478	22.055	46.912	26.511	212.7	24:10.979
8	1:35.035	22.094	46.560	26.381	212.0	21:59.669	10	1:35.723	22.119	47.089	26.515	212.0	25:46.702
9	1:34.970	21.988	46.520	26.462	211.4	23:34.639	11	1:35.788	22.050	47.148	26.590	212.7	27:22.490
10	1:34.978	22.038	46.626	26.314	212.0	25:09.617	12	1:40.987	22.138			210.7	29:03.477
11	1:35.548	21.999	46.924	26.625	213.3	26:45.165	13	1:36.637	22.810			212.0	30:40.114
12	1:35.866	22.024	47.245	26.597	213.3	28:21.031	73 Fausto ARNAUDO ARG						
13	1:39.847 B	22.385	46.940	30.522	212.0	30:00.878	Monlau Motorsport TATUUS T-421						
40 Kasper SCHORMANS NLD							1 11:44.551 ... 54.065 29.682 11:44.551						
MP Motorsport TATUUS T-421							2 1:44.351 25.490 50.513 28.348 175.0 13:28.902						
1	2:06.402 B	34.857	49.092	42.453		2:06.402	3	2:04.573	22.612	1:13.717	28.244	214.0	15:33.475
2	4:44.411 B	3:21.605	47.892	34.914		6:50.813	4	1:36.599	22.169	47.441	26.989	214.0	17:10.074
3	2:24.180 B	1:04.482	47.195	32.503		9:14.993	5	1:35.088	21.998	46.778	26.312	214.0	18:45.162
4	5:46.147	4:00.925	56.010	49.212		15:01.140	6	1:34.810	22.010			213.3	20:19.972
5	1:42.396	24.910	50.070	27.416	195.3	16:43.536	7	1:34.712	21.921			212.7	21:54.684
6	1:36.518	22.640	47.539	26.339	212.7	18:20.054	8	1:34.988	21.874			212.7	23:29.672
7	1:35.003	22.146	46.602	26.255	212.7	19:55.057	9	1:34.968	22.018			212.7	25:04.640
8	1:34.490	21.935			214.7	21:29.547	10	1:34.984	21.983			212.0	26:39.624
44 Elliot KACZYNSKI SWE							11 1:41.173 B 22.057 212.7 28:20.797						
Drivex TATUUS T-421							74 Pablo RICCOBONO ESP						
1	2:14.802 B	39.449	50.572	44.781		2:14.802	GRS Team TATUUS T-421						
2	10:23.832	8:58.042	55.993	29.797		12:38.634	1	2:39.460 B	57.064	56.506	45.890		2:39.460
3	1:52.294	23.997	48.587	39.710	208.8	14:30.928	2	4:26.536	3:07.869	50.683	27.984		7:05.996
4	1:51.119	37.385	47.343	26.391	80.6	16:22.047	3	1:44.093 B	23.125	48.049	32.919	205.7	8:50.089
5	1:34.783	22.016	46.572	26.195	211.4	17:56.830	4	3:13.042	1:57.338	47.804	27.900		12:03.131
6	1:34.564	21.947	46.501	26.116	212.7	19:31.394	5	1:36.321	22.389	47.319	26.613	212.7	13:39.452
7	1:34.644	21.922	46.481	26.241	212.0	21:06.038	6	2:10.733	24.131	1:18.854	27.748	214.7	15:50.185
8	1:34.827	21.924	46.574	26.329	212.0	22:40.865	7	1:35.902	22.190			214.0	17:26.087
9	1:34.937	21.984	46.633	26.320	211.4	24:15.802	8	1:35.929	22.152	47.102	26.675	212.7	19:02.016
10	1:41.071 B	22.206	46.746	32.119	212.0	25:56.873	9	1:36.643	22.509			215.3	20:38.659
46 Nathan TYE GBR							10 1:35.781 22.192 213.3 22:14.440						
Drivex TATUUS T-421							11 1:35.627 22.102 212.7 23:50.067						
1	12:24.059	...				12:24.059	12	1:35.701	22.059			214.0	25:25.768
2	1:43.841	24.628			180.0	14:07.900	13	1:42.681 B	22.584			212.7	27:08.449
3	1:59.093	42.045			96.3	16:06.993	77 Andrej PETROVIC SRB						
4	1:35.292	22.245			210.7	17:42.285	T-Code by Amtog TATUUS T-421						
5	1:34.705	21.986			212.0	19:16.990	1	2:24.054 B	49.762	51.765	42.527		2:24.054
6	1:34.590	22.001			210.7	20:51.580	2	4:43.704 B	3:12.210	49.718	41.776		7:07.758
7	1:36.048	21.947			212.0	22:27.628	3	3:13.169	1:57.246	48.698	27.225		10:20.927
8	1:34.555	21.920				24:02.183	4	1:39.842	23.866	48.165	27.811	192.0	12:00.769
9	1:36.463	21.987				25:38.646	5	1:36.014	22.261	46.959	26.794	215.3	13:36.783
10	1:34.749	21.986			210.7	27:13.395	6	2:11.475	22.207	1:19.375	29.893	216.0	15:48.258



F4Spain ROUND 1 - VALENCIA Free Practice 1

Sector Analysis

— Invalidated Lap ■ Personal Best ■ Session Best B Crossing the pit lane

Lap	Time	Sector 1	Sector 2	Sector 3	T.Spd	Elapsed	Lap	Time	Sector 1	Sector 2	Sector 3	T.Spd	Elapsed
7	1:35.664	22.360	46.836	26.468	211.4	17:23.922	7	2:10.470	22.779	1:19.629	28.062	214.7	15:52.470
8	1:35.242	22.126	46.830	26.286	212.0	18:59.164	8	1:36.635	22.290	47.649	26.696	214.7	17:29.105
9	1:35.258	22.237	46.762	26.259	216.0	20:34.422	9	1:36.043	22.231	47.229	26.583	214.7	19:05.148
10	1:35.162	22.048	46.852	26.262	214.7	22:09.584	10	1:36.226	22.317	47.263	26.646	216.0	20:41.374
11	1:35.161	22.149	46.699	26.313	212.7	23:44.745	11	1:36.186	22.353			213.3	22:17.560
12	1:35.266	22.154	46.801	26.311	214.7	25:20.011	12	1:36.675	22.265			215.3	23:54.235
13	1:35.063	22.079			214.0	26:55.074	13	1:37.359	22.599			218.0	25:31.594
14	1:44.194 B	22.329	47.551	34.314	216.7	28:39.268	14	1:36.982	22.604			212.7	27:08.576
							15	1:46.361 B	22.497			217.4	28:54.937

78		Maria NETO		PRT	
TC Racing				TATUUS T-421	
1	19:50.191 B	56.601			19:50.191
2	4:42.362 B	3:17.500			24:32.553
3	2:21.228	55.213	49.987	36.028	26:53.781
4	1:39.722	24.286			205.7 28:33.503
5	1:36.968	22.630			207.6 30:10.471

80		Sebastián FRIGOLET		MEX	
DXR				TATUUS T-421	
1	2:20.335 B	44.936	50.770	44.629	2:20.335
2	10:07.769	8:47.818	51.683	28.268	12:28.104
3	1:42.517	23.285	48.072	31.160	207.6 14:10.621
4	1:58.850	43.921	48.322	26.607	83.9 16:09.471
5	1:36.442	22.461	47.234	26.747	212.0 17:45.913
6	1:35.884	22.273	47.055	26.556	210.7 19:21.797
7	1:35.467	22.120	46.884	26.463	211.4 20:57.264
8	1:35.477	22.110			212.7 22:32.741
9	1:35.219	22.094			212.0 24:07.960
10	1:35.939	22.366			214.7 25:43.899
11	1:35.654	22.142			210.7 27:19.553
12	1:35.601	22.169			212.7 28:55.154
13	1:42.735 B	22.296			212.0 30:37.889

81		Noah MONTEIRO		PRT	
Griffin Core				TATUUS T-421	
1	2:01.079 B	32.282	49.585	39.212	2:01.079
2	8:14.483	6:54.769	51.410	28.304	10:15.562
3	1:38.367	23.317	48.252	26.798	209.5 11:53.929
4	1:36.215	22.293	47.154	26.768	212.7 13:30.144
5	2:12.263	22.284	1:23.363	26.616	217.4 15:42.407
6	1:34.772	21.994	46.537	26.241	214.7 17:17.179
7	1:34.460	21.908	46.424	26.128	213.3 18:51.639
8	1:34.230	21.801	46.371	26.058	213.3 20:25.869
9	1:34.346	21.841			214.7 22:00.215
10	1:38.014	23.254			216.7 23:38.229
11	1:34.462	21.933			214.7 25:12.691
12	1:34.671	21.919			214.7 26:47.362
13	1:42.754 B	22.165			214.7 28:30.116

83		Alfons MIETTINEN		FIN	
GRS Team				TATUUS T-421	
1	2:41.908 B	59.643	58.644	43.621	2:41.908
2	4:31.420	3:13.198	50.269	27.953	7:13.328
3	1:38.137	23.061	48.077	26.999	210.1 8:51.465
4	1:37.192	22.492	47.775	26.925	208.8 10:28.657
5	1:36.500	22.421	47.380	26.699	212.7 12:05.157
6	1:36.843	22.175	47.812	26.856	214.7 13:42.000

88		Miki BLASCOS		ESP	
Monlau Motorsport				TATUUS T-421	
1	11:44.187	...	53.856	30.048	11:44.187
2	1:44.282	25.594	50.210	28.478	171.9 13:28.469
3	2:04.352	22.604			211.4 15:32.821
4	1:36.350	22.332			213.3 17:09.171
5	1:34.528	21.964			212.7 18:43.699
6	1:34.529	22.027			213.3 20:18.228
7	1:34.347	21.970			213.3 21:52.575
8	1:34.360	21.881			214.7 23:26.935
9	1:34.486	21.939			214.7 25:01.421
10	1:34.541	21.928			214.7 26:35.962
11	1:43.877 B	22.013			215.3 28:19.839

94		Jordan MOODLEY		ZAF	
G4 Racing				TATUUS T-421	
1	3:10.912 B	1:40.616	54.546	35.750	3:10.912
2	3:55.528	2:37.255			7:06.440
3	1:38.463	23.093	48.318	27.052	210.1 8:44.903
4	1:38.704	23.838	48.011	26.855	208.2 10:23.607
5	1:37.625	22.948	47.621	27.056	210.7 12:01.232
6	1:37.479	22.990	47.713	26.776	214.0 13:38.711
7	2:07.711	23.455			213.3 15:46.422
8	1:37.538	22.265			215.3 17:23.960
9	1:37.801	22.988			205.1 19:01.761
10	1:37.717	22.444			211.4 20:39.478
11	1:37.339	22.427			213.3 22:16.817
12	1:37.107	22.448			210.1 23:53.924
13	1:37.481	22.486			25:31.405
14	1:36.837	22.374			211.4 27:08.242
15	2:00.418	22.528			210.7 29:08.660
16	1:38.441	22.999			212.0 30:47.101