

F4Spain

ROUND 1 - VALENCIA

Free Practice 2

Sector Analysis


— Invalidated Lap

■ Personal Best

■ Session Best

■ Crossing the pit lane

Lap	Time	Sector 1	Sector 2	Sector 3	T.Sp	Elapsed	Lap	Time	Sector 1	Sector 2	Sector 3	T.Sp	Elapsed		
5	Sandro PEREZ ESP							9	1:35.109	22.102	46.719	26.288	210.7	20:20.632	
	TC Racing TATUUS T-421							10	1:35.118	22.040	46.815	26.263	211.4	21:55.750	
	1	12:08.460	...	53.437	33.001	12:08.460		11	1:43.187	B 22.204	46.725	34.258	211.4	23:38.937	
	2	1:43.156	25.569	50.127	27.460	193.6	13:51.616		12	5:21.712	4:06.878	47.911	26.923	29:00.649	
	3	1:37.013	22.842	47.461	26.710	208.2	15:28.629		13	1:35.755	22.227	47.069	26.459	212.7	30:36.404
	4	1:35.751	22.305	46.929	26.517	212.0	17:04.380								
	5	1:35.464	22.302	46.827	26.335	210.1	18:39.844								
	6	1:35.258	22.191	46.696	26.371	209.5	20:15.102								
	7	1:36.417	22.409	47.085	26.923	212.0	21:51.519								
	8	1:36.026	22.123	47.246	26.657	212.0	23:27.545								
	9	2:07.330	B 26.895	58.671	41.764	162.6	25:34.875								
	10	3:28.548	2:14.271	47.711	26.566		29:03.423								
	11	1:37.656	22.174	47.620	27.862	214.0	30:41.079								
7	Felipe REIJS NLD							9	1:34.730	22.143	46.460	26.127	212.0	20:48.475	
	MP Motorsport TATUUS T-421							10	1:34.893	22.066	46.579	26.248	210.7	22:23.368	
	1	1:52.027	34.876	49.323	27.828		1:52.027		11	1:45.232	B 22.016	47.205	36.011	209.5	24:08.600
	2	1:47.196	B 23.360	47.588	36.248	203.3	3:39.223		12	4:42.195	B 3:22.134	47.444	32.617		28:50.795
	3	2:24.858	B 1:02.599	47.461	34.798		6:04.081		13	2:34.804	B 1:13.957	47.724	33.123		31:25.599
	4	2:12.915	B 52.392	47.566	32.957		8:16.996								
	5	5:02.988	3:43.340	50.901	28.747		13:19.984								
	6	1:36.941	22.846	47.408	26.687	206.3	14:56.925								
	7	1:35.380	22.274	46.722	26.384	208.8	16:32.305								
	8	1:35.024	22.047	46.625	26.352	210.7	18:07.329								
	9	1:34.732	22.036	46.413	26.283	210.1	19:42.061								
	10	1:34.468	21.896	46.433	26.139	210.7	21:16.529								
	11	1:34.573	21.955	46.398	26.220	210.7	22:51.102								
	12	1:52.586	B 22.134	52.157	38.295	212.0	24:43.688								
8	Jacob MICALLEF MLT							9	1:35.116	21.986	46.757	26.373	211.4	20:31.492	
	Campos Racing TATUUS T-421							7	1:35.155	22.172	46.804	26.179	211.4	22:06.647	
	1	1:55.702	B 31.861	49.843	33.998		1:55.702		8	1:42.761	B 22.074	47.286	33.401	212.7	23:49.408
	2	2:24.193	B 57.830	48.361	38.002		4:19.895		9	5:10.292	3:54.389	48.289	27.614		28:59.700
	3	2:17.221	B 57.963	47.170	32.088		6:37.116		10	1:35.476	22.160	47.005	26.311	212.0	30:35.176
	4	4:29.005	3:08.793	51.499	28.713		11:06.121								
	5	1:38.786	23.554	48.223	27.009	202.1	12:44.907								
	6	1:35.559	22.489	46.832	26.238	210.7	14:20.466								
	7	1:34.565	22.128	46.422	26.015	209.5	15:55.031								
	8	1:34.528	22.065	46.399	26.064	212.0	17:29.559								
	9	1:34.493	22.051	46.324	26.118	210.7	19:04.052								
	10	1:34.258	21.940	46.287	26.031	213.3	20:38.310								
	11	1:34.619	22.121	46.425	26.073	209.5	22:12.929								
	12	1:46.210	B 21.912	46.467	37.831	213.3	23:59.139								
	13	4:43.192	3:29.384	47.046	26.762		28:42.331								
	14	1:34.848	22.143	46.506	26.199	210.1	30:17.179								
9	Jean Paul KARRAS GRC							9	1:34.597	21.967	46.427	26.203	210.7	22:32.933	
	G4 Racing TATUUS T-421							8	3:46.800	B 22.119	2:52.758	31.923	212.7	26:19.733	
	1	2:08.415	B 39.391	49.464	39.560		2:08.415		9	2:53.686	1:39.888	47.354	26.444		29:13.419
	2	2:18.038	B 52.962	47.754	37.322		4:26.453		10	1:35.036	22.044	46.740	26.252	212.0	30:48.455
	3	2:26.059	B 1:03.341	47.614	35.104		6:52.512								
	4	2:22.196	B 1:01.486	47.461	33.249		9:14.708								
	5	4:42.843	3:23.101	51.425	28.317		13:57.551								
	6	1:37.422	23.314	47.618	26.490	194.2	15:34.973								
	7	1:35.331	22.221	46.800	26.310	210.7	17:10.304								
	8	1:35.219	22.093	46.755	26.371	211.4	18:45.523								
10	Luna FLUXÁ ESP							9	1:35.109	22.102	46.719	26.288	210.7	20:20.632	
	Campos Racing TATUUS T-421							10	1:35.118	22.040	46.815	26.263	211.4	21:55.750	
	1	7:58.225	6:38.283	51.775	28.167		7:58.225		11	1:43.187	B 22.204	46.725	34.258	211.4	23:38.937
	2	1:39.784	24.444	48.661	26.679	158.2	9:38.009		12	5:21.712	4:06.878	47.911	26.923	29:00.649	
	3	1:35.906	22.465	47.096	26.345	208.2	11:13.915		13	1:35.755	22.227	47.069	26.459	212.7	30:36.404
	4	1:36.311	22.561	47.446	26.304	209.5	12:50.226								
	5	1:37.206	22.932	47.943	26.331	210.1	14:27.432								
	6	1:36.507	22.299	47.052	27.156	214.7	16:03.939								
	7	1:34.929	22.149	46.594	26.186	211.4	17:38.868								
	8	1:34.877	22.067	46.548	26.262	209.5	19:13.745								
	9	1:34.730	22.143	46.460	26.127	212.0	20:48.475								
	10	1:34.893	22.066	46.579	26.248	210.7	22:23.368								
	11	1:45.232	B 22.016	47.205	36.011	209.5	24:08.600								
	12	4:42.195	B 3:22.134	47.444	32.617		28:50.795								
	13	2:34.804	B 1:13.957	47.724	33.123		31:25.599								
11	Rahim ALIBHAI USA							9	1:35.116	21.986	46.757	26.373	211.4	20:31.492	
	Monlau Motorsport TATUUS T-421							7	1:35.155	22.172	46.804	26.179	211.4	22:06.647	
	1	12:25.633	...	51.907	28.878		12:25.633		8	1:42.761	B 22.074	47.286	33.401	212.7	23:49.408
	2	1:43.071	25.732	49.648	27.691	182.4	14:08.704		9	5:10.292	3:54.389	48.289	27.614		28:59.700
	3	1:37.104	22.908	47.507	26.689	205.1	15:45.808		10	1:35.476	22.160	47.005	26.311	212.0	30:35.176
	4	1:35.388	22.162	46.846	26.380	210.7	17:21.196								
	5	1:35.180	22.129	46.805	26.246	212.0	18:56.376								
	6	1:35.116	21.986	46.757	26.373	211.4	20:31.492								
	7	1:35.155	22.172	46.804	26.179	211.4	22:06.647								
	8	1:42.761	B 22.074	47.286	33.401	212.7	23:49.408								
	9	5:10.292	3:54.389	48.289	27.614		28:59.700								
	10	1:35.476	22.160	47.005	26.311	212.0	30:35.176								
12	Philippe Armand KARRAS GRC							9	1:34.597	21.967	46.427	26.203	210.7	22:32.933	
	G4 Racing TATUUS T-421							8	3:46.800	B 22.119	2:52.758	31.923	212.7	26:19.733	
	1	12:57.298	...	51.555	28.132		12:57.298		9	2:53.686	1:39.888	47.354	26.444		29:13.419
	2	1:38.263	23.936	47.885	26.442	174.1	14:35.561		10	1:35.036	22.044	46.740	26.252	212.0	30:48.455
	3	1:38.624	22.833	49.408	26.383	206.3	16:14.185								
	4	1:34.895	21.961	46.515	26.419	210.7	17:49.080								
	5	1:34.752	22.019	46.576	26.157	213.3	19:23.832								
	6	1:34.504	21.860	46.453	26.191	212.0	20:58.336								
	7	1:34.597	21.967	46.427	26.203	210.7	22:32.933								
	8	3:46.800	B 22.119	2:52.758	31.923	212.7	26:19.733								
	9	2:53.686	1:39.888	47.354	26.4										



F4Spain ROUND 1 - VALENCIA Free Practice 2

Sector Analysis

— Invalidated Lap

■ Personal Best

■ Session Best

B Crossing the pit lane

Lap	Time	Sector 1	Sector 2	Sector 3	T.Sp	Elapsed	Lap	Time	Sector 1	Sector 2	Sector 3	T.Sp	Elapsed
8	1:37.261	22.701	47.711	26.849	210.1	21:48.719	7	1:34.529	22.008	46.378	26.143	212.7	17:51.280
9	1:36.566	22.502	47.406	26.658	210.7	23:25.285	8	1:36.357	21.943	46.451	27.963	213.3	19:27.637
10	2:06.528 B	24.148	1:02.952	39.428	210.1	25:31.813	9	1:34.545	21.931	46.470	26.144	212.0	21:02.182
11	3:29.203	2:11.349	49.515	28.339		29:01.016	10	1:34.365	21.919	46.269	26.177	212.7	22:36.547
12	1:36.813	22.488	47.617	26.708	212.7	30:37.829	11	2:00.835 B	22.011	50.302	48.522	212.0	24:37.382
							12	4:16.509	2:59.122	47.760	29.627		28:53.891
							13	1:35.231	22.322	46.668	26.241	213.3	30:29.122

15 Jensen BURNETT							CAN						
KCL Motorsport							TATUUS T-421						
1	3:13.676 B	1:49.019	51.718	32.939		3:13.676							
2	2:16.534 B	54.397	50.674	31.463		5:30.210							
3	2:08.824 B	50.625	47.288	30.911		7:39.034							
4	5:32.961	4:11.915	52.010	29.036		13:11.995							
5	1:44.888	24.053	51.907	28.928	187.8	14:56.883							
6	1:40.386	23.865	48.681	27.840	200.3	16:37.269							
7	1:34.354	22.014	46.180	26.160	211.4	18:11.623							
8	1:34.164	21.935	46.192	26.037	210.7	19:45.787							
9	1:34.146	21.929	46.197	26.020	210.1	21:19.933							
10	1:34.089	21.917	46.117	26.055	210.7	22:54.022							
11	1:50.301 B	21.896	50.521	37.884	212.7	24:44.323							

17 Nacho TUÑÓN							ESP						
T-Code by Amtog							TATUUS T-421						
1	10:06.722	8:42.139	54.794	29.789		10:06.722							
2	1:41.641	24.775	49.371	27.495	184.8	11:48.363							
3	1:36.923	22.756	47.663	26.504	210.1	13:25.286							
4	1:40.121	22.346	51.206	26.569	210.7	15:05.407							
5	1:36.845	22.105	46.535	28.205	213.3	16:42.252							
6	1:34.600	22.025	46.462	26.113	212.0	18:16.852							
7	1:34.374	21.954	46.356	26.064	212.7	19:51.226							
8	1:38.893	21.919	50.319	26.655	212.7	21:30.119							
9	1:34.511	22.033	46.434	26.044	212.7	23:04.630							
10	1:50.689 B	21.930	52.883	35.876	214.0	24:55.319							
11	4:58.707 B	3:32.085	49.025	37.597		29:54.026							

18 Zoe FLORESCU							ROU						
Tecnicar							TATUUS T-421						
1	10:08.082	8:43.710	55.164	29.208		10:08.082							
2	1:43.103	25.571	49.674	27.858	149.3	11:51.185							
3	1:38.201	22.737	48.187	27.277	210.7	13:29.386							
4	1:37.711	22.195	47.427	28.089	212.0	15:07.097							
5	1:38.661	22.280	48.277	28.104	212.7	16:45.758							
6	1:34.984	22.160	46.533	26.291	212.7	18:20.742							
7	1:34.844	22.048	46.555	26.241	212.7	19:55.586							
8	1:34.923	21.961	46.623	26.339	212.0	21:30.509							
9	1:36.066	22.768	46.989	26.309	215.3	23:06.575							
10	1:50.255 B	22.193	51.458	36.604	213.3	24:56.830							
11	3:59.549	2:42.864	47.256	29.429		28:56.379							
12	1:41.919 B	22.237	46.852	32.830	214.7	30:38.298							


21 Borys LYZEN							POL						
KCL Motorsport							TATUUS T-421						
1	1:58.503 B	33.593	49.029	35.881		1:58.503							
2	2:29.047 B	1:06.208	47.820	35.019		4:27.550							
3	2:33.130 B	1:12.540	47.207	33.383		7:00.680							
4	6:02.975	4:41.924	52.739	28.312		13:03.655							
5	1:37.325	22.852	47.780	26.693	207.6	14:40.980							
6	1:35.771	22.617	46.840	26.314	210.7	16:16.751							

22 Vivek KANTHAN							USA						
Griffin Core							TATUUS T-421						
1	10:26.276	9:06.301	51.543	28.432		10:26.276							
2	1:40.774	24.356	48.366	28.052	187.8	12:07.050							
3	1:41.354	22.407	52.426	26.521	210.7	13:48.404							
4	1:34.873	22.044	46.642	26.187	213.3	15:23.277							
5	1:34.424	21.875	46.491	26.058	211.4	16:57.701							
6	1:34.267	21.758	46.403	26.106	214.0	18:31.968							
7	1:34.184	21.771	46.362	26.051	214.7	20:06.152							
8	1:34.778	21.859	46.558	26.361	213.3	21:40.930							
9	1:35.928	21.883	47.345	26.700	212.7	23:16.858							
10	2:10.915 B	23.397	1:10.267	37.251	212.7	25:27.773							
11	3:16.917	2:01.494	48.433	26.990		28:44.690							
12	1:39.282 B	22.124	46.571	30.587	212.0	30:23.972							

23 Rocco CORONEL							NLD						
MP Motorsport							TATUUS T-421						
1	1:49.232	32.534	49.492	27.206		1:49.232							
2	1:37.550	22.888	47.773	26.889	207.6	3:26.782							
3	1:35.765	22.320	46.948	26.497	208.8	5:02.547							
4	1:35.352	22.191	46.855	26.306	209.5	6:37.899							
5	1:39.962 B	22.146	46.772	31.044	210.1	8:17.861							
6	6:05.912	4:40.832	55.320	29.760		14:23.773							
7	1:48.410	24.184	51.484	32.742	202.7	16:12.183							
8	1:36.451	22.763	46.922	26.766	210.1	17:48.634							
9	1:34.334	21.926	46.368	26.040	212.7	19:22.968							
10	1:34.146	21.870	46.241	26.035	211.4	20:57.114							
11	1:34.335	21.892	46.295	26.148	212.7	22:31.449							
12	2:03.392 B	21.962	54.420	47.010	212.0	24:34.841							
13	4:15.543	2:59.854	47.961	27.728		28:50.384							
14	1:34.704	22.108	46.482	26.114	212.7	30:25.088							

24 Beau LOWETTE							BEL						
TC Racing							TATUUS T-421						
1	10:46.981	9:23.930	54.082	28.969		10:46.981							
2	1:39.837	23.660	49.245	26.932	202.7	12:26.818							
3	1:37.635	23.513	47.545	26.577	210.7	14:04.453							
4	1:35.662	22.319	46.872	26.471	210.1	15:40.115							
5	1:35.025	22.101	46.636	26.288	210.1	17:15.140							
6	1:34.782	22.006	46.504	26.272	213.3	18:49.922							
7	1:34.885	22.065	46.522	26.298	211.4	20:24.807							
8	1:34.841	22.032	46.613	26.196	213.3	21:59.648							
9	1:43.801 B	22.176	46.759	34.866	212.0	23:43.449							

25 Aleix PIÑERA							ESP						
Tecnicar							TATUUS T-421						
1	10:07.146	8:42.632	54.978	29.536		10:07.146							
2	1:42.426	24.753	50.075	27.598	183.3	11:49.572							
3	1:37.599	22.836	48.066	26.697	210.1	13:27.171							



F4Spain

ROUND 1 - VALENCIA

Free Practice 2

Sector Analysis


— Invalidated Lap

■ Personal Best

■ Session Best

B Crossing the pit lane

Lap	Time	Sector 1	Sector 2	Sector 3	T.Sp	Elapsed	Lap	Time	Sector 1	Sector 2	Sector 3	T.Sp	Elapsed
27 Alexander CHARTIER ITA Monlau Motorsport TATUUS T-421													
1	12:29.919	...	53.458	28.692		12:29.919							
2	1:43.962	25.274	50.692	27.996	173.7	14:13.881							
3	1:37.258	24.049	47.024	26.185	177.2	15:51.139							
4	1:34.831	22.049	46.616	26.166	211.4	17:25.970							
5	1:34.685	22.001	46.441	26.243	210.7	19:00.655							
6	1:34.699	21.997	46.560	26.142	210.7	20:35.354							
7	1:34.920	22.010	46.542	26.368	212.0	22:10.274							
8	1:47.547 B	22.057	46.705	38.785	210.7	23:57.821							
9	5:09.395	3:46.825	51.917	30.653		29:07.216							
10	1:35.411	22.218	47.004	26.189	212.0	30:42.627							
28 Max RADECK PRT DXR TATUUS T-421													
1	12:48.180	...	54.060	28.942		12:48.180							
2	1:41.057	24.648	49.596	26.813	196.4	14:29.237							
3	1:37.509	22.702	48.075	26.732	216.7	16:06.746							
4	1:36.020	22.331	47.374	26.315	214.7	17:42.766							
5	1:35.097	22.114	46.708	26.275	213.3	19:17.863							
6	1:34.965	22.117	46.620	26.228	211.4	20:52.828							
7	1:35.119	22.080	46.683	26.356	212.7	22:27.947							
8	1:44.211 B	22.100	47.258	34.853	213.3	24:12.158							
32 Simón BULBARELLA ARG Drivex TATUUS T-421													
1	12:45.923	...	51.473	32.360		12:45.923							
2	1:38.573	23.993	47.870	26.710	199.2	14:24.496							
3	1:36.290	22.813	47.154	26.323	214.7	16:00.786							
4	1:34.944	22.057	46.688	26.199	210.1	17:35.730							
5	1:34.480	21.862	46.473	26.145	209.5	19:10.210							
6	1:34.793	21.951	46.653	26.189	213.3	20:45.003							
7	1:34.775	21.933	46.577	26.265	211.4	22:19.778							
8	1:44.724 B	22.004	46.582	36.138	215.3	24:04.502							
9	4:53.454	3:33.934	47.642	31.878		28:57.956							
10	1:35.245	22.210	46.787	26.248	213.3	30:33.201							
37 Ty FISHER CAN Griffin Core TATUUS T-421													
1	10:25.369	9:05.574	51.694	28.101		10:25.369							
2	1:39.692	24.024	49.024	26.644	208.2	12:05.061							
3	1:41.578	22.713	52.414	26.451	211.4	13:46.639							
4	1:35.119	22.237	46.600	26.282	210.7	15:21.758							
5	1:34.479	21.977	46.399	26.103	214.0	16:56.237							
6	1:34.765	22.000	46.622	26.143	214.0	18:31.002							
7	1:34.296	22.023	46.283	25.990	213.3	20:05.298							
8	1:34.787	21.934	46.773	26.080	212.0	21:40.085							
9	1:34.382	22.016	46.304	26.062	214.0	23:14.467							
10	2:11.749 B	23.913	1:11.224	36.612	216.0	25:26.216							
38 Daniel KELLEHER IRE Campos Racing TATUUS T-421													
1	10:30.629	9:09.831	52.548	28.250		10:30.629							
2	1:40.135	23.914	48.838	27.383	192.5	12:10.764							
3	1:38.765	22.644	49.276	26.845	212.0	13:49.529							
4	1:35.041	22.201	46.664	26.176	212.0	15:24.570							
5	1:34.627	21.995	46.532	26.100	216.0	16:59.197							
6	1:34.523	21.966	46.352	26.205	212.0	18:33.720							
7	1:34.517	22.018	46.398	26.101	214.0	20:08.237							
8	1:34.684	22.086	46.509	26.089	213.3	21:42.921							
9	1:34.764	22.070	46.486	26.208	215.3	23:17.685							
10	2:12.993 B	23.255	1:10.802	38.936	212.7	25:30.678							
11	3:16.328	2:00.581	47.911	27.836		28:47.006							
12	1:42.236 B	22.222	46.608	33.406	212.7	30:29.242							
39 Louis COCHET NLD KCL Motorsport TATUUS T-421													
1	1:58.258	41.739	49.120	27.399		1:58.258							
2	1:48.645 B	22.786	47.599	38.260	205.7	3:46.903							
3	2:28.699 B	1:02.280	47.291	39.128		6:15.602							
4	2:12.753 B	54.742	47.356	30.655		8:28.355							
5	4:38.118	3:17.166	51.209	29.743		13:06.473							
6	1:38.410	22.876	48.773	26.761	206.3	14:44.883							
7	1:35.628	22.375	46.849	26.404	211.4	16:20.511							
8	1:34.798	22.115	46.375	26.308	210.7	17:55.309							
9	1:34.616	21.969	46.503	26.144	212.0	19:29.925							
10	1:34.712	21.944	46.547	26.221	211.4	21:04.637							
11	1:34.693	22.040	46.425	26.228	210.1	22:39.330							
12	3:22.577 B	22.244	2:25.449	34.884	212.0	26:01.907							
13	3:23.124	2:09.395	47.236	26.493		29:25.031							
14	1:35.353	22.181	46.673	26.499	212.0	31:00.384							
40 Kasper SCHORMANS NLD MP Motorsport TATUUS T-421													
1	1:49.628	32.779	49.398	27.451		1:49.628							
2	1:37.496	22.765	47.887	26.844	210.7	3:27.124							
3	1:36.813	22.297	47.103	27.413	212.7	5:03.937							
4	1:43.363 B	22.162	47.060	34.141	214.0	6:47.300							
5	7:56.649	6:30.711	57.016	28.922		14:43.949							
6	1:45.270	25.249	49.238	30.783	205.7	16:29.219							
7	1:35.555	22.376	46.901	26.278	212.0	18:04.774							
8	1:34.670	22.002	46.476	26.192	212.7	19:39.444							
9	1:34.567	21.953	46.389	26.225	212.0	21:14.011							
10	1:34.613	21.999	46.406	26.208	212.0	22:48.624							
11	1:51.581 B	21.967	48.763	40.851	212.7	24:40.205							
12	4:11.911	2:55.024	48.266	28.621		28:52.116							
13	1:34.965	22.046	46.627	26.292	214.0	30:27.081							
44 Elliot KACZYNSKI SWE Drivex TATUUS T-421													
1	12:47.457	...	53.077	29.857		12:47.457							
2	1:39.443	24.425	48.543	26.475	199.8	14:26.900							
3	1:35.721	22.183	47.161	26.377	210.1	16:02.621							
4	1:34.747	21.958	46.504	26.285	210.1	17:37.368							



F4Spain


ROUND 1 - VALENCIA

Free Practice 2

Sector Analysis

— Invalidated Lap ■ Personal Best ■ Session Best B Crossing the pit lane

Lap	Time	Sector 1	Sector 2	Sector 3	T.Sp	Elapsed	Lap	Time	Sector 1	Sector 2	Sector 3	T.Sp	Elapsed	
46 Nathan TYE GBR Drivex TATUUS T-421														
1	2:03.849	B	37.230	49.232	37.387	2:03.849								
2	2:37.976	B	1:15.309	47.953	34.714	4:41.825								
3	2:33.446	B	1:12.909	47.526	33.011	7:15.271								
4	5:59.337		4:41.257	50.476	27.604	13:14.608								
5	1:43.932		22.850	51.529	29.553	207.6	14:58.540							
6	1:40.296		23.581	48.576	28.139	212.0	16:38.836							
7	1:34.219		21.927	46.248	26.044	212.7	18:13.055							
8	1:34.439		21.927	46.429	26.083	211.4	19:47.494							
9	1:34.036		21.821	46.162	26.053	212.7	21:21.530							
10	1:34.226		21.838	46.279	26.109	211.4	22:55.756							
11	1:49.823	B	21.879	50.032	37.912	212.0	24:45.579							
12	4:38.295		3:25.140	46.884	26.271		29:23.874							
13	1:34.941		22.011	46.638	26.292	210.1	30:58.815							
71 Sam URUS MCO DXR TATUUS T-421														
1	2:06.452	B	38.247	50.094	38.111	2:06.452								
2	2:59.015	B	1:38.232	48.273	32.510	5:05.467								
3	2:25.245	B	1:01.308	51.369	32.568	7:30.712								
4	5:23.341		4:02.843	52.358	28.140		12:54.053							
5	1:38.007		23.309	48.042	26.656	204.5	14:32.060							
6	1:50.223		33.602	49.846	26.775	210.7	16:22.283							
7	1:35.387		22.165	46.919	26.303	211.4	17:57.670							
8	1:35.063		21.992	46.659	26.412	211.4	19:32.733							
9	1:35.113		21.996	46.856	26.261	211.4	21:07.846							
10	1:39.203		22.111	48.958	28.134	211.4	22:47.049							
11	1:52.290	B	22.249	49.169	40.872	210.7	24:39.339							
12	4:35.544		3:19.868	48.032	27.644		29:14.883							
13	1:36.044		22.219	47.106	26.719	212.0	30:50.927							
73 Fausto ARNAUDO ARG Monlau Motorsport TATUUS T-421														
1	2:04.989	B	38.006	49.154	37.829	2:04.989								
2	2:42.348	B	1:23.463	47.532	31.353	4:47.337								
3	7:37.915		6:16.492	52.104	29.319		12:25.252							
4	1:42.785		25.746	49.387	27.652	179.1	14:08.037							
5	1:36.312		22.389	47.206	26.717	214.7	15:44.349							
6	1:35.471		22.049	46.818	26.604	213.3	17:19.820							
7	1:34.951		21.990	46.772	26.189	213.3	18:54.771							
8	1:34.713		21.990	46.543	26.180	211.4	20:29.484							
9	1:34.817		21.967	46.651	26.199	211.4	22:04.301							
10	1:42.255	B	22.077	46.735	33.443	212.7	23:46.556							
11	5:22.501		4:05.416	48.908	28.177		29:09.057							
12	1:35.562		22.188	47.015	26.359	210.7	30:44.619							
74 Pablo RICCOBONO ESP GRS Team TATUUS T-421														
1	7:22.163		6:00.575	52.891	28.697		7:22.163							
2	1:40.552		24.696	48.671	27.185	186.3	9:02.715							
3	2:04.881	B	25.824	59.281	39.776	202.1	11:07.596							
77 Andrej PETROVIC SRB T-Code by Amtog TATUUS T-421														
1	11:55.844		...	52.941	29.063		11:55.844							
2	1:39.353		23.878	48.560	26.915	193.6	13:35.197							
3	1:37.238		22.408	47.562	27.268	210.7	15:12.435							
4	1:36.845		22.475	47.713	26.657	212.0	16:49.280							
5	1:35.255		22.008	46.787	26.460	211.4	18:24.535							
6	1:34.420		21.920	46.395	26.105	212.0	19:58.955							
7	1:34.601		22.003	46.396	26.202	210.7	21:33.556							
8	1:34.925		22.130	46.523	26.272	213.3	23:08.481							
9	1:51.366	B	21.963	50.544	38.859	212.0	24:59.847							
10	3:55.598		2:38.029	47.729	29.840		28:55.445							
11	1:41.065	B	22.078	46.774	32.213	215.3	30:36.510							
78 Maria NETO PRT TC Racing TATUUS T-421														
1	5:04.423	B	3:37.863	53.002	33.558		5:04.423							
2	2:06.703	B	44.970	48.845	32.888		7:11.126							
3	2:16.279		1:01.199	47.887	27.193		9:27.405							
4	1:36.647		22.394	47.517	26.736	205.7	11:04.052							
5	1:37.324		22.604	47.921	26.799	206.3	12:41.376							
6	1:35.705		22.227	47.165	26.313	207.6	14:17.081							
7	1:35.621		22.203	46.942	26.476	212.7	15:52.702							
8	1:35.207		22.127	46.806	26.274	209.5	17:27.909							
9	1:35.319		22.118	46.920	26.281	211.4	19:03.228							
10	1:37.475		22.726	48.357	26.392	210.1	20:40.703							
11	1:35.679		22.259	46.988	26.432	211.4	22:16.382							
12	1:45.741	B	22.212	46.980	36.549	212.0	24:02.123							
13	5:11.160	B	3:42.263	53.140	35.757		29:13.283							
80 Sebastián FRIGOLET MEX DXR TATUUS T-421														
1	12:48.038		...	52.753	28.352		12:48.038							
2	1:40.453		24.212	49.436	26.805	202.1	14:28.491							
3	1:36.604		22.656	47.405	26.543	211.4	16:05.095							
4	1:35.481		22.163	46.920	26.398	213.3	17:40.576							
5	1:35.008		22.100	46.612	26.296	212.0	19:15.584							
6	1:34.937		22.135	46.570	26.232	212.7	20:50.521							
7	1:34.981		21.993	46.639	26.349	212.0	22:25.502							
8	1:44.210	B	22.179	47.049	34.982	212.7	24:09.712							
81 Noah MONTEIRO PRT Griffin Core TATUUS T-421														
1	1:48.606		31.510	49.639	27.457		1:48.606							
2	1:43.871	B	23.117	47.873	32.881	204.5	3:32.477							
3	2:20.721	B	59.577	48.219	32.925		5:53.198							
4	4:30.502		3:11.460	51.272	27.770		10:23.700							
5	1:38.267		23.604	47.923	26.740	186.3	12:01.967							
6	1:43.221		22.182	54.666	26.373	212.0	13:45.188							
7	1:34.555		22.037	46.485	26.033	212.7	15:19.743							
8	1:34.443		21.814	46.280	26.349	213.3	16:54.186							
9	1:34.415		21.921	46.413	26.081	213.3	18:28.601							
10	1:34.779		21.845	46.781	26.153	211.4	20:03.380							
11	1:34.468		21.961	46.363	26.144	212.7	21:37.848							
12	1:34.578		21.874	46.452	26.252	212.7	23:12.426							
13	2:07.069	B	24.050	1:09.631	33.388	213.3	25:19.495							



F4Spain

ROUND 1 - VALENCIA

Free Practice 2

Sector Analysis

— Invalidated Lap ■ Personal Best ■ Session Best B Crossing the pit lane

Lap	Time	Sector 1	Sector 2	Sector 3	T.Spd	Elapsed	Lap	Time	Sector 1	Sector 2	Sector 3	T.Spd	Elapsed
14	3:26.656	B	2:07.124	47.079	32.453	28:46.151							
15	2:13.347	B	54.223	47.029	32.095	30:59.498							

83 Alfons MIETTINEN FIN						
GRS Team			TATUUS T-421			
1	2:47.378	1:15.489	1:01.435	30.454		2:47.378
2	1:47.460	25.818	52.206	29.436	195.3	4:34.838
3	1:42.709	26.281	49.357	27.071	164.2	6:17.547
4	1:37.062	22.649	47.602	26.811	208.8	7:54.609
5	1:37.088	22.480	47.711	26.897	210.1	9:31.697
6	1:36.753	22.449	47.541	26.763	213.3	11:08.450
7	1:40.153	22.920	48.743	28.490	211.4	12:48.603
8	1:40.416	24.106	49.464	26.846	196.9	14:29.019
9	1:37.450	22.755	47.944	26.751	215.3	16:06.469
10	1:46.020	B	22.333	48.755	34.932	17:52.489
11	6:43.502	B	5:01.392	54.598	47.512	24:35.991
12	4:33.505	3:18.195	47.895	27.415		29:09.496
13	1:37.934	23.138	47.945	26.851	212.7	30:47.430

88 Miki BLASCOS ESP						
Monlau Motorsport			TATUUS T-421			
1	12:25.024	...	52.176	29.493		12:25.024
2	1:42.610	25.721	49.142	27.747	175.9	14:07.634
3	1:35.829	22.541	46.959	26.329	212.0	15:43.463
4	1:35.542	22.313	46.914	26.315	212.0	17:19.005
5	1:34.305	21.941	46.279	26.085	212.7	18:53.310
6	1:34.268	21.935	46.306	26.027	212.0	20:27.578
7	1:35.446	22.005	47.060	26.381	212.0	22:03.024
8	1:42.250	B	21.959	46.520	33.771	23:45.274
9	5:48.376	4:34.959	47.155	26.262		29:33.650
10	1:34.619	22.010	46.542	26.067	212.0	31:08.269

94 Jorden MOODLEY ZAF						
G4 Racing			TATUUS T-421			
1	2:06.480	41.502	55.288	29.690		2:06.480
2	1:40.523	24.051	49.033	27.439	202.7	3:47.003
3	1:37.591	22.713	48.089	26.789	206.9	5:24.594
4	1:36.639	22.406	47.288	26.945	210.7	7:01.233
5	1:36.550	22.377	47.342	26.831	210.7	8:37.783
6	1:36.600	22.482	47.471	26.647	209.5	10:14.383
7	1:45.603	22.264	54.132	29.207	208.2	11:59.986
8	1:36.749	22.305	47.421	27.023	209.5	13:36.735
9	1:36.745	22.162	47.774	26.809	211.4	15:13.480
10	1:36.645	22.233	47.505	26.907	210.7	16:50.125
11	1:37.325	22.539	47.911	26.875	211.4	18:27.450
12	1:36.807	22.292	47.646	26.869	208.2	20:04.257
13	1:37.162	22.220	47.736	27.206	212.7	21:41.419
14	2:00.161	B	38.727	47.915	33.519	23:41.580
15	5:20.949	4:05.618	48.567	26.764		29:02.529
16	1:36.944	22.587	47.735	26.622	211.4	30:39.473