


## F4Spain ROUND 1 - VALENCIA Qualifying 1

### Sector Analysis

— Invalidated Lap    ■ Personal Best    ■ Session Best    B Crossing the pit lane

Lap	Time	Sector 1	Sector 2	Sector 3	T.Sp	Elapsed	Lap	Time	Sector 1	Sector 2	Sector 3	T.Sp	Elapsed	
<b>5</b>	<b>Sandro PEREZ</b> ESP TC Racing TATUUS T-421							<b>10</b>	<b>Luna FLUXÁ</b> ESP Campos Racing TATUUS T-421					
1	2:13.200B	37.536	56.216	39.448		2:13.200	1	4:34.133	3:02.571	1:01.069	30.493		4:34.133	
2	2:12.128	50.290	52.700	29.138		4:25.328	2	1:40.578	23.906	49.194	27.478	208.2	6:14.711	
3	<u>1:39.539</u>	<u>23.714</u>	48.655	27.170	208.2	6:04.867	3	1:36.897	22.619	47.600	26.678	213.3	7:51.608	
4	1:37.051	22.696	47.662	26.693	212.7	7:41.918	4	<u>1:35.675</u>	22.250	<u>47.102</u>	26.323	212.7	9:27.283	
5	1:35.893	22.253	46.959	26.681	210.7	9:17.811	5	1:35.149	22.198	46.776	26.175	212.0	11:02.432	
6	<u>1:37.864</u>	22.171	<u>47.620</u>	28.073	215.3	10:55.675	6	1:36.639	22.068	46.877	27.694	214.0	12:39.071	
7	1:35.280	22.107	46.900	<b>26.273</b>	212.0	12:30.955	7	1:34.856	22.145	46.530	26.181	211.4	14:13.927	
8	<b>1:35.030</b>	<b>22.011</b>	<b>46.740</b>	26.279	214.7	14:05.985	8	1:35.900	22.063	47.257	26.580	214.0	15:49.827	
9	2:00.659B	22.513	1:04.425	33.721	212.7	16:06.644	9	<u>1:34.816</u>	21.971	<u>46.595</u>	26.250	213.3	17:24.643	
10	3:09.557	1:50.081	51.150	28.326		19:16.201	10	1:34.675	21.942	<b>46.505</b>	26.228	213.3	18:59.318	
11	<u>1:43.834</u> B	22.203	<u>47.435</u>	34.196	212.0	21:00.035	11	<b>1:34.646</b>	<b>21.923</b>	46.551	<b>26.172</b>	213.3	20:33.964	
<b>7</b>	<b>Felipe REIJS</b> NLD MP Motorsport TATUUS T-421							<b>12</b>	<b>Philippe Armand KARRAS</b> GRC G4 Racing TATUUS T-421					
1	5:18.381	3:52.908	55.156	30.317		5:18.381	1	5:50.452	4:23.894	56.468	30.090		5:50.452	
2	1:43.571	24.919	50.896	27.756	205.7	7:01.952	2	1:41.536	23.986	49.617	27.933	197.5	7:31.988	
3	1:37.643	22.933	47.821	26.889	212.7	8:39.595	3	1:43.164	23.294	49.316	30.554	203.9	9:15.152	
4	1:35.950	22.403	47.076	26.471	210.1	10:15.545	4	1:35.537	22.360	46.902	26.275	213.3	10:50.689	
5	1:35.252	22.129	46.753	26.370	211.4	11:50.797	5	1:34.683	22.001	46.491	26.191	213.3	12:25.372	
6	1:34.963	22.031	46.648	26.284	210.7	13:25.760	6	1:34.219	21.860	46.321	<b>26.038</b>	214.0	13:59.591	
7	<b>1:34.529</b>	21.898	46.485	<b>26.146</b>	212.0	15:00.289	7	1:34.248	21.859	46.278	26.111	213.3	15:33.839	
8	1:34.562	21.922	46.452	26.188	211.4	16:34.851	8	<b>1:34.163</b>	21.801	<b>46.266</b>	26.096	214.0	17:08.002	
9	1:34.695	<b>21.842</b>	46.548	26.305	209.5	18:09.546	9	1:34.333	21.797	46.419	26.117	213.3	18:42.335	
10	1:34.621	21.958	<b>46.427</b>	26.236	212.0	19:44.167	10	1:39.631B	<b>21.785</b>	46.440	31.406	212.7	20:21.966	
11	<u>1:42.890</u> B	21.856	<u>46.476</u>	34.558	212.7	21:27.057								
<b>8</b>	<b>Jacob MICALLEF</b> MLT Campos Racing TATUUS T-421							<b>13</b>	<b>Rodrigo MARTÍNEZ</b> MEX Tecnicar TATUUS T-421					
1	4:30.158	3:01.572	59.670	28.916		4:30.158	1	5:12.117	3:42.365	58.089	31.663		5:12.117	
2	1:42.539	24.053	50.033	28.453	199.8	6:12.697	2	1:49.545	26.043	54.120	29.382	181.9	7:01.662	
3	1:36.960	22.829	47.609	26.522	211.4	7:49.657	3	1:42.001	24.204	49.918	27.879	209.5	8:43.663	
4	1:35.809	22.384	47.068	26.357	213.3	9:25.466	4	<u>1:40.337</u>	<u>22.947</u>	49.292	28.098	212.0	10:24.000	
5	1:35.289	22.179	46.732	26.378	212.7	11:00.755	5	<u>1:37.607</u>	<u>22.517</u>	48.080	27.010	214.7	12:01.607	
6	1:35.742	22.365	47.077	26.300	215.3	12:36.497	6	<b>1:36.850</b>	22.532	47.520	<b>26.798</b>	212.7	13:38.457	
7	1:36.066	22.039	46.748	27.279	217.4	14:12.563	7	1:37.301	22.823	<b>47.335</b>	27.143	211.4	15:15.758	
8	1:34.943	22.204	46.485	26.254	212.7	15:47.506	8	<u>1:36.683</u>	<b>22.402</b>	<u>47.421</u>	26.860	216.0	16:52.441	
9	1:34.886	22.101	46.510	26.275	209.5	17:22.392	9	1:37.503	22.728	47.732	27.043	210.7	18:29.944	
10	1:34.824	22.043	46.509	26.272	214.0	18:57.216	10	1:37.244	22.402	47.429	27.413	212.7	20:07.188	
11	<b>1:34.380</b>	<b>21.872</b>	<b>46.385</b>	<b>26.123</b>	214.0	20:31.596								
<b>9</b>	<b>Jean Paul KARRAS</b> GRC G4 Racing TATUUS T-421							<b>15</b>	<b>Jensen BURNETT</b> CAN KCL Motorsport TATUUS T-421					
1	5:51.530	4:24.630	56.383	30.517		5:51.530	1	5:29.262	4:01.105	56.910	31.247		5:29.262	
2	1:42.301	24.160	49.063	29.078	196.4	7:33.831	2	1:43.064	24.813	50.700	27.551	194.2	7:12.326	
3	1:42.497	22.670	48.747	31.080	210.7	9:16.328	3	1:41.868	22.941	49.621	29.306	208.8	8:54.194	
4	1:35.739	22.194	47.139	26.406	213.3	10:52.067	4	<u>1:35.248</u>	22.285	<u>46.763</u>	26.200	210.7	10:29.442	
5	1:35.183	21.972	46.857	26.354	212.7	12:27.250	5	1:34.622	22.023	46.468	26.131	211.4	12:04.064	
6	1:34.706	21.961	<b>46.527</b>	26.218	212.7	14:01.956	6	1:34.550	21.916	46.335	26.299	214.0	13:38.614	
7	<b>1:34.705</b>	21.910	46.621	<b>26.174</b>	212.7	15:36.661	7	1:34.162	21.915	46.173	<b>26.074</b>	216.7	15:12.776	
8	1:34.897	21.990	46.658	26.249	212.7	17:11.558	8	1:35.747	21.871	46.933	26.943	215.3	16:48.523	
9	1:34.937	<b>21.875</b>	46.779	26.283	210.7	18:46.495	9	1:34.407	21.968	46.190	26.249	210.7	18:22.930	
10	1:34.838	21.898	46.668	26.272	212.7	20:21.333	10	<b>1:34.034</b>	<b>21.766</b>	<b>46.157</b>	26.111	211.4	19:56.964	
							11	1:34.270	21.792	46.293	26.185	210.1	21:31.234	
<b>17</b>	<b>Nacho TUÑÓN</b> ESP T-Code by Amtog TATUUS T-421													



# F4Spain

## ROUND 1 - VALENCIA

### Qualifying 1

## Sector Analysis

— Invalidated Lap    ■ Personal Best    ■ Session Best    B Crossing the pit lane

Lap	Time	Sector 1	Sector 2	Sector 3	T.Sp	Elapsed	Lap	Time	Sector 1	Sector 2	Sector 3	T.Sp	Elapsed
1	5:05.767	3:38.362	57.047	30.358		5:05.767	2	1:41.739	24.244	49.821	27.674	203.3	7:06.715
2	1:44.913	24.824	51.889	28.200	197.5	6:50.680	3	1:39.414	23.549	48.836	27.029	210.1	8:46.129
3	1:39.202	23.219	49.055	26.928	211.4	8:29.882	4	1:36.571	22.316	46.917	27.338	212.0	10:22.700
4	1:36.608	22.551	47.602	26.455	210.7	10:06.490	5	1:34.863	22.078	46.588	26.197	212.7	11:57.563
5	1:35.409	22.196	46.910	26.303	213.3	11:41.899	6	1:34.249	21.839	46.342	26.068	212.7	13:31.812
6	1:34.681	22.022	46.545	26.114	212.7	13:16.580	7	1:34.065	21.872	46.129	26.064	213.3	15:05.877
7	1:34.274	21.866	46.302	26.106	213.3	14:50.854	8	1:33.921	<b>21.725</b>	46.213	<b>25.983</b>	212.7	16:39.798
8	1:34.197	21.870	46.263	26.064	213.3	16:25.051	9	<b>1:33.825</b>	21.777	<b>46.064</b>	25.984	212.0	18:13.623
9	1:34.097	21.958	46.135	<b>26.004</b>	213.3	17:59.148	10	1:34.105	21.809	46.198	26.098	212.7	19:47.728
10	<b>1:34.013</b>	21.870	<b>46.070</b>	26.073	212.0	19:33.161	11	1:58.765B	22.048	54.994	41.723	215.3	21:46.493
11	1:34.319	<b>21.803</b>	46.295	26.221	212.7	21:07.480							

18 Zoe FLORESCU		ROU				
Tecnicar		TATUUS T-421				
1	5:08.997	3:40.314	57.894	30.789		5:08.997
2	1:44.781	25.340	51.222	28.219	184.8	6:53.778
3	1:38.932	23.216	48.813	26.903	208.2	8:32.710
4	1:36.351	22.384	47.435	26.532	214.0	10:09.061
5	1:35.289	22.198	46.749	26.342	213.3	11:44.350
6	1:35.051	22.082	46.625	26.344	214.0	13:19.401
7	1:34.706	21.997	46.480	<b>26.229</b>	213.3	14:54.107
8	1:34.684	21.976	46.477	26.231	213.3	16:28.791
9	1:34.921	21.962	46.609	26.350	214.0	18:03.712
10	<b>1:34.617</b>	22.002	<b>46.371</b>	26.244	212.7	19:38.329
11	<b>1:34.866</b>	<b>21.894</b>	<b>46.676</b>	26.296	211.4	21:13.195

21 Borys LYZEN		POL				
KCL Motorsport		TATUUS T-421				
1	5:29.877	4:03.578	55.670	30.629		5:29.877
2	1:44.047	24.430	51.339	28.278	187.3	7:13.924
3	1:42.301	22.675	48.858	30.768	210.7	8:56.225
4	<b>1:35.639</b>	<b>22.326</b>	46.844	<b>26.469</b>	213.3	10:31.864
5	<b>1:34.836</b>	<b>22.023</b>	46.653	26.160	211.4	12:06.700
6	1:34.207	21.776	46.313	26.118	213.3	13:40.907
7	1:34.627	21.797	46.302	26.528	214.0	15:15.534
8	1:34.261	21.839	46.239	26.183	213.3	16:49.795
9	1:34.671	21.930	46.541	26.200	214.0	18:24.466
10	<b>1:34.063</b>	<b>21.763</b>	<b>46.209</b>	<b>26.091</b>	214.0	19:58.529
11	1:44.157B	21.770	46.716	35.671	214.0	21:42.686

22 Vivek KANTHAN		USA				
Griffin Core		TATUUS T-421				
1	4:21.773	2:57.142	54.668	29.963		4:21.773
2	1:41.873	24.850	49.557	27.466	188.3	6:03.646
3	1:36.474	22.502	47.510	26.462	210.1	7:40.120
4	1:37.305	22.150	48.089	27.066	212.0	9:17.425
5	1:41.385	22.124	51.544	27.717	214.7	10:58.810
6	1:34.352	21.841	46.413	26.098	215.3	12:33.162
7	<b>1:35.193</b>	<b>21.879</b>	47.142	26.172	214.7	14:08.355
8	1:34.172	21.870	46.215	26.087	212.0	15:42.527
9	<b>1:33.989</b>	<b>21.804</b>	46.138	26.047	214.0	17:16.516
10	1:33.991	21.847	46.121	<b>26.023</b>	214.0	18:50.507
11	<b>1:33.815</b>	<b>21.718</b>	<b>46.063</b>	26.034	213.3	20:24.322


23 Rocco CORONEL		NLD				
MP Motorsport		TATUUS T-421				
1	5:24.976	3:57.043	57.901	30.032		5:24.976

24 Beau LOWETTE		BEL				
TC Racing		TATUUS T-421				
1	2:10.869B	36.992	56.155	37.722		2:10.869
2	2:20.464	52.238	59.345	28.881		4:31.333
3	1:42.061	23.798	50.054	28.209	207.6	6:13.394
4	1:37.304	22.801	47.885	26.618	212.7	7:50.698
5	1:35.794	22.419	47.052	26.323	214.0	9:26.492
6	1:35.043	22.086	46.762	26.195	214.7	11:01.535
7	1:36.106	22.170	46.980	26.956	216.0	12:37.641
8	1:35.080	22.001	46.511	26.568	216.7	14:12.721
9	1:36.246	23.093	46.912	26.241	218.0	15:48.967
10	1:34.758	21.911	46.516	26.331	214.0	17:23.725
11	1:34.543	21.922	<b>46.410</b>	26.211	214.0	18:58.268
12	<b>1:34.412</b>	<b>21.813</b>	46.415	<b>26.184</b>	215.3	20:32.680

25 Aleix PIÑERA		ESP				
Tecnicar		TATUUS T-421				
1	5:07.301	3:39.193	57.699	30.409		5:07.301
2	1:45.290	25.076	52.007	28.207	195.8	6:52.591
3	1:39.447	23.208	49.171	27.068	210.7	8:32.038
4	1:36.159	22.541	47.244	26.374	212.0	10:08.197
5	1:35.024	22.130	46.686	26.208	213.3	11:43.221
6	1:34.398	21.902	46.352	26.144	214.7	13:17.619
7	1:34.085	21.875	46.201	26.009	214.7	14:51.704
8	1:35.081	21.903	46.216	26.962	214.0	16:26.785
9	1:34.066	21.793	46.255	26.018	214.7	18:00.851
10	<b>1:33.897</b>	<b>21.727</b>	46.160	26.010	214.0	19:34.748
11	1:33.900	21.778	<b>46.120</b>	<b>26.002</b>	214.0	21:08.648

27 Alexander CHARTIER		ITA				
Monlau Motorsport		TATUUS T-421				
1	5:37.370	4:10.264	57.374	29.732		5:37.370
2	1:44.515	25.849	50.541	28.125	163.0	7:21.885
3	1:40.523	23.391	48.403	28.729	209.5	9:02.408
4	1:37.003	22.472	47.266	27.265	212.7	10:39.411
5	<b>1:35.058</b>	21.981	<b>46.909</b>	26.168	213.3	12:14.469
6	1:34.953	22.077	46.714	26.162	213.3	13:49.422
7	1:34.849	22.045	46.688	26.116	213.3	15:24.271
8	<b>1:34.565</b>	21.902	<b>46.589</b>	<b>26.074</b>	212.7	16:58.836
9	<b>1:34.598</b>	<b>21.882</b>	<b>46.599</b>	26.117	212.7	18:33.434
10	<b>1:34.922</b>	21.985	<b>46.743</b>	26.194	212.0	20:08.356

28 Max RADECK		PRT				
DXR		TATUUS T-421				
1	4:40.835	3:10.152	55.435	35.248		4:40.835
2	1:42.219	25.253	49.681	27.285	181.4	6:23.054



# F4Spain

## ROUND 1 - VALENCIA

### Qualifying 1

## Sector Analysis

— Invalidated Lap    ■ Personal Best    ■ Session Best    B Crossing the pit lane

Lap	Time	Sector 1	Sector 2	Sector 3	T.Sp	Elapsed	Lap	Time	Sector 1	Sector 2	Sector 3	T.Sp	Elapsed
3	1:37.893	22.994	48.085	26.814	212.0	8:00.947	4	1:36.144	22.445	47.191	26.508	211.4	10:18.533
4	1:36.282	22.303	47.432	26.547	213.3	9:37.229	5	1:35.186	22.068	46.735	26.383	212.0	11:53.719
5	1:35.735	22.169	47.218	26.348	215.3	11:12.964	6	1:34.791	21.957	46.410	26.424	212.0	13:28.510
6	1:38.919	22.646	48.319	27.954	216.0	12:51.883	7	1:34.594	21.923	46.355	26.316	212.7	15:03.104
7	1:35.467	22.243	46.862	26.362	212.7	14:27.350	8	1:34.897	21.910	46.571	26.416	212.7	16:38.001
8	1:34.935	21.961	46.615	26.359	210.7	16:02.285	9	1:34.610	22.015	46.339	26.256	210.1	18:12.611
9	1:35.059	21.968	46.775	26.316	210.1	17:37.344	10	1:34.805	21.991	46.465	26.349	211.4	19:47.416
10	1:34.980	21.983	46.654	26.343	212.7	19:12.324	11	1:40.772 B	21.975	46.355	32.442	211.4	21:28.188
11	1:34.827	22.019	46.614	26.194	212.7	20:47.151							

32 Simón BULBARELLA ARG						
MP Motorsport TATUUS T-421						
Lap	Time	Sector 1	Sector 2	Sector 3	T.Sp	Elapsed
1	4:39.915	3:09.201	55.635	35.079		4:39.915
2	1:42.258	25.112	49.488	27.658	192.5	6:22.173
3	1:37.592	22.792	48.065	26.735	216.0	7:59.765
4	1:35.933	22.397	47.069	26.467	212.0	9:35.698
5	1:35.207	22.067	46.725	26.415	213.3	11:10.905
6	1:34.648	21.941	46.523	26.184	213.3	12:45.553
7	1:34.607	21.835	46.609	26.163	213.3	14:20.160
8	1:34.691	21.823	46.521	26.347	213.3	15:54.851
9	1:34.707	21.877	46.556	26.274	214.0	17:29.558
10	1:34.564	21.861	46.432	26.271	213.3	19:04.122
11	1:34.748	21.904	46.566	26.278	212.7	20:38.870

37 Ty FISHER CAN						
Griffin Core TATUUS T-421						
Lap	Time	Sector 1	Sector 2	Sector 3	T.Sp	Elapsed
1	4:29.109	3:01.135	59.636	28.338		4:29.109
2	1:42.334	24.211	50.415	27.708	206.9	6:11.443
3	1:37.195	22.970	47.697	26.528	210.7	7:48.638
4	1:35.530	22.407	46.831	26.292	212.0	9:24.168
5	1:35.031	22.014	46.712	26.305	213.3	10:59.199
6	1:35.329	22.073	46.977	26.279	215.3	12:34.528
7	1:34.335	21.890	46.331	26.114	212.7	14:08.863
8	1:34.731	21.852	46.395	26.484	214.7	15:43.594
9	1:33.989	21.768	46.227	25.994	212.7	17:17.583
10	1:34.047	21.733	46.132	26.182	214.7	18:51.630
11	1:34.112	21.947	46.154	26.011	216.0	20:25.742

38 Daniel KELLEHER IRE						
Campos Racing TATUUS T-421						
Lap	Time	Sector 1	Sector 2	Sector 3	T.Sp	Elapsed
1	4:35.103	3:02.191	1:00.727	32.185		4:35.103
2	1:41.921	24.577	49.628	27.716	199.2	6:17.024
3	1:38.190	23.468	48.053	26.669	210.1	7:55.214
4	1:37.135	22.540	47.862	26.733	210.7	9:32.349
5	1:35.370	22.269	46.839	26.262	216.0	11:07.719
6	1:34.936	22.054	46.684	26.198	216.7	12:42.655
7	1:34.597	21.992	46.456	26.149	214.0	14:17.252
8	1:34.682	22.024	46.384	26.274	214.7	15:51.934
9	1:34.448	21.949	46.390	26.109	214.7	17:26.382
10	1:34.463	21.936	46.400	26.127	215.3	19:00.845
11	1:41.882 B	21.893	46.425	33.564	214.0	20:42.727


39 Louis COCHET NLD						
KCL Motorsport TATUUS T-421						
Lap	Time	Sector 1	Sector 2	Sector 3	T.Sp	Elapsed
1	5:15.624	3:48.658	56.925	30.041		5:15.624
2	1:48.342	25.329	54.359	28.654	183.3	7:03.966
3	1:38.423	23.212	48.111	27.100	208.8	8:42.389

40 Kasper SCHORMANS NLD						
MP Motorsport TATUUS T-421						
Lap	Time	Sector 1	Sector 2	Sector 3	T.Sp	Elapsed
1	5:48.886	4:22.698	56.659	29.529		5:48.886
2	1:42.145	24.074	50.280	27.791	203.9	7:31.031
3	1:41.782	23.330	49.383	29.069	208.8	9:12.813
4	1:36.168	22.314	47.306	26.548	210.7	10:48.981
5	1:34.975	22.059	46.680	26.236	213.3	12:23.956
6	1:34.509	21.944	46.345	26.220	212.7	13:58.465
7	1:34.288	21.829	46.290	26.169	212.7	15:32.753
8	1:34.378	21.857	46.275	26.246	212.0	17:07.131
9	1:36.357	23.651	46.448	26.258	214.0	18:43.488
10	1:34.339	21.900	46.305	26.134	214.7	20:17.827

44 Elliot KACZYNSKI SWE						
Drivex TATUUS T-421						
Lap	Time	Sector 1	Sector 2	Sector 3	T.Sp	Elapsed
1	4:39.421	3:08.194	55.757	35.470		4:39.421
2	1:41.456	24.777	49.421	27.258	196.9	6:20.877
3	1:36.817	22.698	47.621	26.498	208.8	7:57.694
4	1:35.510	22.246	46.882	26.382	210.1	9:33.204
5	1:36.544	22.062	48.082	26.400	212.0	11:09.748
6	1:34.388	21.948	46.337	26.103	212.7	12:44.136
7	1:34.912	21.947	46.728	26.237	212.7	14:19.048
8	1:34.542	21.814	46.530	26.198	212.7	15:53.590
9	1:34.016	21.800	46.142	26.074	214.0	17:27.606
10	1:34.433	21.790	46.342	26.301	214.0	19:02.039
11	1:34.313	21.809	46.294	26.210	213.3	20:36.352

46 Nathan TYE GBR						
Drivex TATUUS T-421						
Lap	Time	Sector 1	Sector 2	Sector 3	T.Sp	Elapsed
1	4:38.513	3:06.695	56.581	35.237		4:38.513
2	1:40.668	24.260	49.143	27.265	198.6	6:19.181
3	1:36.814	22.682	47.557	26.575	206.9	7:55.995
4	1:35.778	22.263	47.143	26.372	210.1	9:31.773
5	1:34.929	22.079	46.606	26.244	210.7	11:06.702
6	1:34.656	21.978	46.412	26.266	210.7	12:41.358
7	1:34.441	21.870	46.392	26.179	210.7	14:15.799
8	1:35.243	21.868	46.491	26.884	212.0	15:51.042
9	1:34.473	21.932	46.367	26.174	212.0	17:25.515
10	1:34.433	21.844	46.417	26.172	210.7	18:59.948
11	1:34.711	21.932	46.509	26.270	213.3	20:34.659

71 Sam URUS MCO						
DXR TATUUS T-421						
Lap	Time	Sector 1	Sector 2	Sector 3	T.Sp	Elapsed
1	1:58.246	33.569	55.133	29.544		1:58.246
2	1:42.305	24.283	50.318	27.704	205.1	3:40.551
3	1:39.453	22.787	49.521	27.145	210.7	5:20.004
4	1:38.355	22.524	49.174	26.657	212.0	6:58.359
5	1:36.687	22.374	47.663	26.650	211.4	8:35.046



## F4Spain ROUND 1 - VALENCIA Qualifying 1

### Sector Analysis

— Invalidated Lap

■ Personal Best

■ Session Best

■ Crossing the pit lane

Lap	Time	Sector 1	Sector 2	Sector 3	T.Sp	Elapsed	Lap	Time	Sector 1	Sector 2	Sector 3	T.Sp	Elapsed
6	1:36.268	22.239	47.104	26.925	211.4	10:11.314	6	1:36.663	22.520	47.469	26.674	212.0	10:33.438
7	1:35.327	22.064	46.961	26.302	212.7	11:46.641	7	1:35.778	22.188	47.166	26.424	211.4	12:09.216
8	1:35.103	21.918	46.813	26.372	213.3	13:21.744	8	1:35.461	22.118	47.048	26.295	212.7	13:44.677
9	1:35.078	21.941	46.779	26.358	213.3	14:56.822	9	1:35.218	22.187	46.665	26.366	211.4	15:19.895
10	1:35.163	22.048	46.664	26.451	212.7	16:31.985	10	1:35.023	22.036	46.684	26.303	211.4	16:54.918
11	1:36.105	22.044	47.302	26.759	212.0	18:08.090	11	1:39.739	22.208	51.090	26.441	208.8	18:34.657
12	1:34.976	21.995	46.601	26.380	211.4	19:43.066	12	1:40.608	22.052	47.169	31.387	212.7	20:15.265
13	1:35.322	22.057	46.762	26.503	210.7	21:18.388							

73 Fausto ARNAUDO ARG						
Monlau Motorsport TATUUS T-421						
1	5:43.022	4:17.031	56.384	29.607		5:43.022
2	1:45.500	25.457	51.125	28.918	170.2	7:28.522
3	1:39.869	23.237	47.884	28.748	203.3	9:08.391
4	1:36.585	22.956	47.207	26.422	210.1	10:44.976
5	1:35.132	22.119	46.775	26.238	212.7	12:20.108
6	1:34.811	22.013	46.625	26.173	212.0	13:54.919
7	1:34.867	22.073	46.461	26.333	212.7	15:29.786
8	1:34.652	21.887	46.501	26.264	212.7	17:04.438
9	1:36.950	21.979	47.923	27.048	212.7	18:41.388
10	1:35.304	21.998	46.707	26.599	212.7	20:16.692

74 Pablo RICCOBONO ESP						
GRS Team TATUUS T-421						
1	4:39.154	3:12.138	55.451	31.565		4:39.154
2	1:42.452	24.676	50.084	27.692	199.8	6:21.606
3	1:38.524	22.927	48.071	27.526	212.7	8:00.130
4	1:36.712	22.452	47.601	26.659	214.7	9:36.842
5	1:35.616	22.158	46.934	26.524	212.7	11:12.458
6	1:35.549	22.080	47.003	26.466	212.7	12:48.007
7	1:35.455	22.311	46.812	26.332	212.0	14:23.462
8	1:35.341	22.049	46.834	26.458	213.3	15:58.803
9	1:35.110	22.006	46.723	26.381	212.0	17:33.913
10	1:34.958	21.906	46.732	26.320	212.7	19:08.871
11	1:34.954	21.897	46.595	26.462	211.4	20:43.825

77 Andrej PETROVIC SRB						
T-Code by Amtog TATUUS T-421						
1	5:02.938	3:36.239	56.573	30.126		5:02.938
2	1:43.827	25.027	50.665	28.135	193.1	6:46.765
3	1:38.578	23.568	48.227	26.783	206.9	8:25.343
4	1:36.279	22.601	47.249	26.429	214.0	10:01.622
5	1:36.056	22.629	47.074	26.353	213.3	11:37.678
6	1:34.515	22.000	46.419	26.096	212.7	13:12.193
7	1:34.442	21.879	46.526	26.037	215.3	14:46.635
8	1:34.109	21.900	46.193	26.016	213.3	16:20.744
9	1:34.095	21.811	46.192	26.092	212.0	17:54.839
10	1:34.036	21.737	46.297	26.002	212.0	19:28.875
11	1:34.088	21.764	46.187	26.137	212.7	21:02.963


78 Maria NETO PRT						
TC Racing TATUUS T-421						
1	2:04.160	37.839	56.567	29.754		2:04.160
2	1:44.080	25.416	50.595	28.069	166.6	3:48.240
3	1:43.493	24.288	51.284	27.921	208.2	5:31.733
4	1:42.597	23.200	50.527	28.870	209.5	7:14.330
5	1:42.445	22.815	48.840	30.790	210.7	8:56.775

80 Sebastián FRIGOLET MEX						
DXR TATUUS T-421						
1	1:57.317	32.965	54.759	29.593		1:57.317
2	1:42.204	24.906	49.745	27.553	205.1	3:39.521
3	1:39.499	23.246	49.064	27.189	208.8	5:19.020
4	1:38.381	23.224	48.277	26.880	212.7	6:57.401
5	1:36.310	22.561	47.295	26.454	210.1	8:33.711
6	1:36.402	22.145	47.197	27.060	212.0	10:10.113
7	1:35.412	22.260	46.804	26.348	213.3	11:45.525
8	1:35.126	22.079	46.733	26.314	213.3	13:20.651
9	1:35.024	22.064	46.650	26.310	213.3	14:55.675
10	1:34.737	22.007	46.438	26.292	212.7	16:30.412
11	1:35.002	21.890	46.600	26.512	213.3	18:05.414
12	1:34.900	22.120	46.466	26.314	212.7	19:40.314
13	1:34.693	21.908	46.532	26.253	212.7	21:15.007

81 Noah MONTEIRO PRT						
Griffin Core TATUUS T-421						
1	4:45.685	3:00.528	1:01.963	43.194		4:45.685
2	4:36.248	3:12.229	50.330	33.689		9:21.933
3	1:38.544	22.897	48.434	27.213	208.8	11:00.477
4	1:35.740	22.378	46.992	26.370	213.3	12:36.217
5	1:34.836	21.984	46.653	26.199	214.0	14:11.053
6	1:34.314	21.926	46.261	26.127	214.7	15:45.367
7	1:34.067	21.779	46.258	26.030	214.0	17:19.434
8	1:34.101	21.722	46.317	26.062	212.7	18:53.535
9	1:33.978	21.744	46.171	26.063	214.0	20:27.513

83 Alfons MIETTINEN FIN						
GRS Team TATUUS T-421						
1	5:39.058	4:12.733	56.858	29.467		5:39.058
2	1:44.065	24.874	51.165	28.026	197.5	7:23.123
3	1:40.025	23.196	48.702	28.127	212.7	9:03.148
4	1:37.326	22.655	47.865	26.806	213.3	10:40.474
5	1:36.275	22.202	47.471	26.602	212.0	12:16.749
6	1:35.811	22.193	47.069	26.549	213.3	13:52.560
7	1:35.653	22.140	47.029	26.484	214.7	15:28.213
8	1:35.564	22.189	46.985	26.390	211.4	17:03.777
9	1:35.438	22.050	46.951	26.437	208.8	18:39.215
10	1:35.745	22.187	47.112	26.446	214.0	20:14.960

88 Miki BLASCOS ESP						
Monlau Motorsport TATUUS T-421						
1	5:33.953	4:08.043	55.547	30.363		5:33.953
2	1:44.195	25.302	50.236	28.657	180.9	7:18.148
3	1:43.231	23.461	49.826	29.944	194.7	9:01.379
4	1:37.229	22.594	47.622	27.013	212.0	10:38.608
5	1:35.033	22.033	46.654	26.346	212.7	12:13.641
6	1:34.737	21.882	46.614	26.241	213.3	13:48.378



**F4Spain**  
**ROUND 1 - VALENCIA**  
**Qualifying 1**

**Sector Analysis**

— Invalidated Lap    ■ Personal Best    ■ Session Best    B Crossing the pit lane

Lap	Time	Sector 1	Sector 2	Sector 3	T.Sp	Elapsed	Lap	Time	Sector 1	Sector 2	Sector 3	T.Sp	Elapsed
7	1:34.516	21.962	<b>46.392</b>	26.162	214.0	15:22.894							
8	1:34.490	21.883	46.418	26.189	213.3	16:57.384							
9	<b>1:34.448</b>	21.858	46.436	<b>26.154</b>	213.3	18:31.832							
10	1:34.617	<b>21.814</b>	46.514	26.289	214.0	20:06.449							

**94** **Jorden MOODLEY** ZAF  
G4 Racing TATUUS T-421

1	2:05.124	38.252	56.593	30.279		2:05.124
2	1:43.714	<u>25.079</u>	<u>50.682</u>	<u>27.953</u>	205.1	3:48.838
3	1:39.678	<u>23.263</u>	<u>48.821</u>	<u>27.594</u>	210.1	5:28.516
4	1:38.428	<u>22.666</u>	<u>48.158</u>	<u>27.604</u>	209.5	7:06.944
5	1:39.512	<u>23.528</u>	<u>48.799</u>	<u>27.185</u>	214.0	8:46.456
6	1:37.163	22.332	<u>47.662</u>	27.169	214.7	10:23.619
7	1:36.256	<u>22.294</u>	<u>47.293</u>	<u>26.669</u>	213.3	11:59.875
8	1:36.112	<b>22.264</b>	<u>47.319</u>	<b>26.529</b>	212.0	13:35.987
9	1:36.112	<u>22.395</u>	<u>47.157</u>	<u>26.560</u>	210.7	15:12.099
10	1:36.882	<u>22.128</u>	<u>47.355</u>	<u>27.399</u>	210.1	16:48.981
11	1:38.991	<u>22.179</u>	<u>50.143</u>	26.669	214.0	18:27.972
12	1:36.116	<u>22.303</u>	<b>47.159</b>	26.654	211.4	20:04.088