


F4Spain

ROUND 1 - VALENCIA

Race 1

Sector Analysis

_ Invalidated Lap							■ Personal Best		■ Session Best		■ Crossing the pit lane		
Lap	Time	Sector 1	Sector 2	Sector 3	T.Sp	Elapsed	Lap	Time	Sector 1	Sector 2	Sector 3	T.Sp	Elapsed
5	Sandro PEREZ ESP												
	TC Racing						TATUUS T-421						
1	1:50.082	33.272	49.642	27.168		1:50.082	11	1:36.062	22.327	47.233	26.502	215.3	19:25.842
2	<u>1:57.354</u>	<u>23.369</u>	59.207	34.778	216.0	3:47.436	12	1:35.854	22.222	47.111	26.521	216.0	21:01.696
3	2:17.754	43.472	1:01.490	32.792	205.1	6:05.190	13	<u>1:37.272</u>	23.068	<u>47.648</u>	26.556	218.7	22:38.968
4	2:03.288	31.439	54.922	36.927	159.6	8:08.478	14	1:35.910	22.203	47.276	26.431	216.0	24:14.878
5	<u>1:37.746</u>	22.790	<u>48.393</u>	26.563	214.7	9:46.224	15	1:36.051	22.237	47.366	26.448	217.4	25:50.929
6	1:36.845	22.451	47.826	26.568	214.7	11:23.069	16	<u>1:35.597</u>	22.149	<u>47.034</u>	26.414	213.3	27:26.526
7	1:37.121	22.361	48.063	26.697	215.3	13:00.190	17	1:35.946	<u>22.054</u>	47.387	26.505	214.7	29:02.472
8	<u>1:37.056</u>	22.265	<u>48.343</u>	<u>26.448</u>	214.7	14:37.246	18	1:35.815	22.244	47.167	26.404	215.3	30:38.287
9	<u>1:37.389</u>	22.342	<u>48.350</u>	26.697	216.0	16:14.635	19	1:35.698	22.066	47.196	26.436	213.3	32:13.985
10	<u>1:35.834</u>	<u>22.206</u>	<u>47.089</u>	26.539	213.3	17:50.469							
11	<u>1:35.971</u>	22.300	47.183	26.488	216.0	19:26.440							
12	<u>1:35.956</u>	<u>22.164</u>	47.218	<u>26.574</u>	212.7	21:02.396							
13	<u>1:36.907</u>	<u>22.556</u>	<u>47.755</u>	26.596	213.3	22:39.303							
14	<u>1:36.427</u>	<u>22.303</u>	47.474	26.650	216.0	24:15.730							
15	1:36.045	22.183	47.230	26.632	213.3	25:51.775							
16	1:36.039	22.296	47.163	26.580	212.0	27:27.814							
17	<u>1:36.167</u>	22.341	<u>47.244</u>	26.582	213.3	29:03.981							
18	1:36.204	22.234	47.258	26.712	215.3	30:40.185							
19	<u>1:36.416</u>	22.318	<u>47.410</u>	26.688	211.4	32:16.601							
7	Felipe REIJS NLD												
	MP Motorsport						TATUUS T-421						
1	1:48.384	31.961	49.346	27.077		1:48.384							
2	1:51.613	22.484	56.945	32.184	216.7	3:39.997							
3	2:19.810	45.602	1:01.765	32.443	155.7	5:59.807							
4	2:06.186	29.646	57.818	38.722	183.3	8:05.993							
5	1:36.574	22.449	47.493	26.632	212.7	9:42.567							
6	1:35.841	22.163	47.114	26.564	212.0	11:18.408							
7	1:35.686	22.140	47.009	26.537	213.3	12:54.094							
8	1:35.969	22.145	47.247	26.577	216.0	14:30.063							
9	1:35.564	22.038	47.059	26.467	212.7	16:05.627							
10	1:35.495	<u>21.985</u>	47.049	26.461	214.0	17:41.122							
11	<u>1:35.483</u>	22.036	<u>46.946</u>	26.501	212.7	19:16.605							
12	1:35.619	22.061	47.130	<u>26.428</u>	213.3	20:52.224							
13	1:35.801	22.298	47.062	26.441	215.3	22:28.025							
14	1:35.843	22.114	47.161	26.568	214.0	24:03.868							
15	1:35.877	22.242	47.100	26.535	214.0	25:39.745							
16	1:35.811	22.210	47.056	26.545	212.7	27:15.556							
17	1:35.772	22.097	47.135	26.540	212.0	28:51.328							
18	1:36.011	22.320	47.113	26.578	213.3	30:27.339							
19	<u>1:35.975</u>	<u>22.125</u>	<u>47.248</u>	26.602	213.3	32:03.314							
8	Jacob MICALLEF MLT												
	Campos Racing						TATUUS T-421						
1	1:46.053	30.799	48.479	26.775		1:46.053							
2	<u>2:05.440</u> B	22.708	<u>1:01.789</u>	40.943	215.3	3:51.493							
3	2:17.975	1:01.832	48.537	27.606		6:09.468							
4	2:02.145	31.961	53.772	36.412	164.2	8:11.613							
5	1:38.121	23.238	48.225	26.658	218.7	9:49.734							
6	1:36.518	22.648	47.212	26.658	216.7	11:26.252							
7	1:35.750	22.277	47.061	26.412	213.3	13:02.002							
8	1:35.982	22.150	47.199	26.633	215.3	14:37.984							
9	<u>1:36.132</u>	22.456	<u>47.206</u>	26.470	210.1	16:14.116							
10	1:35.664	22.156	47.108	<u>26.400</u>	214.7	17:49.780							
9	Jean Paul KARRAS GRC												
	G4 Racing						TATUUS T-421						
1	1:49.336	33.160	49.236	26.940		1:49.336							
2	1:54.475	22.651	57.930	33.894	217.4	3:43.811							
3	2:19.031	44.385	1:01.792	32.854	196.4	6:02.842							
4	2:04.402	30.888	55.303	38.211	173.7	8:07.244							
5	<u>1:36.926</u>	22.701	<u>47.687</u>	26.538	216.0	9:44.170							
6	1:37.283	22.481	47.883	26.919	216.0	11:21.453							
7	1:37.234	22.792	47.745	26.697	210.7	12:58.687							
8	1:36.704	22.423	47.523	26.758	214.0	14:35.391							
9	1:35.953	22.231	<u>47.130</u>	26.592	211.4	16:11.344							
10	1:35.915	22.224	47.226	26.465	212.0	17:47.259							
11	1:35.997	22.225	47.216	26.556	211.4	19:23.256							
12	1:35.907	<u>22.221</u>	47.187	26.499	212.0	20:59.163							
13	<u>1:35.861</u>	22.255	47.154	<u>26.452</u>	210.7	22:35.024							
14	1:35.979	22.259	47.155	26.565	212.0	24:11.003							
15	1:36.179	22.295	47.319	26.565	212.0	25:47.182							
16	1:35.977	22.227	47.181	26.569	210.7	27:23.159							
17	1:36.012	22.240	47.244	26.528	213.3	28:59.171							
18	1:36.217	22.303	47.207	26.707	212.0	30:35.388							
19	1:36.165	22.291	47.331	26.543	212.7	32:11.553							
10	Luna FLUXÁ ESP												
	Campos Racing						TATUUS T-421						
1	1:47.801	31.451	49.233	27.117		1:47.801							
2	<u>1:50.689</u>	<u>22.446</u>	<u>56.200</u>	32.043	216.7	3:38.490							
3	2:19.798	45.703	1:01.574	32.521	165.0	5:58.288							
4	2:06.690	29.672	57.703	39.315	151.2	8:04.978							
5	1:36.718	22.414	47.756	26.548	215.3	9:41.696							
6	<u>1:36.220</u>	<u>22.291</u>	47.316	26.613	213.3	11:17.916							
7	<u>1:35.857</u>	22.200	<u>47.108</u>	26.549	215.3	12:53.773							
8	1:35.713	22.244	47.040	26.429	213.3	14:29.486							
9	1:35.617	22.172	46.972	26.473	214.0	16:05.103							
10	<u>1:35.352</u>	<u>22.076</u>	<u>46.886</u>	<u>26.390</u>	212.0	17:40.455							
11	1:35.630	22.154	47.038	26.438	214.7	19:16.085							
12	1:35.731	22.215	47.042	26.474	214.7	20:51.816							
13	1:35.678	22.206	47.049	26.423	212.7	22:27.494							
14	1:35.628	22.134	47.017	26.477	212.0	24:03.122							
15	1:35.598	22.164	47.003	26.431	210.7	25:38.720							
16	<u>1:35.572</u>	22.202	<u>46.967</u>	26.403	210.7	27:14.292							
17	1:35.874	22.134	47.124	26.616	214.7	28:50.166							
18	1:36.383	22.229	47.491	26.663	216.0	30:26.549							
19	1:36.148	22.258	47.259	26.631	214.7	32:02.697							
12	Philippe Armand KARRAS GRC												
	G4 Racing						TATUUS T-421						
1	1:50.964	33.778	49.409	27.777		1:50.964							



F4Spain


ROUND 1 - VALENCIA

Race 1

Sector Analysis

— Invalidated Lap ■ Personal Best ■ Session Best B Crossing the pit lane


Lap	Time	Sector 1	Sector 2	Sector 3	T.Sp	Elapsed	Lap	Time	Sector 1	Sector 2	Sector 3	T.Sp	Elapsed								
2	1:57.136	22.948	59.101	35.087	215.3	3:48.100	11	<u>1:35.183</u>	22.182	<u>46.718</u>	26.283	212.7	20:00.734								
3	2:17.660	43.522	1:01.215	32.923	193.1	6:05.760	12	1:35.267	22.161	46.812	26.294	212.0	21:36.001								
4	2:03.000	31.491	54.707	36.802	155.0	8:08.760	13	1:35.190	22.146	46.712	26.332	210.7	23:11.191								
5	1:37.021	22.701	47.984	26.336	216.7	9:45.781	14	<u>1:35.328</u>	22.129	<u>46.863</u>	26.336	211.4	24:46.519								
6	<u>1:36.812</u>	<u>22.756</u>	47.645	26.411	215.3	11:22.593	15	1:35.281	22.188	46.812	26.281	210.7	26:21.800								
7	1:37.247	22.347	48.246	26.654	218.0	12:59.840	16	1:35.330	22.175	46.917	26.238	211.4	27:57.130								
8	1:36.213	22.242	47.238	26.733	218.0	14:36.053	17	1:35.121	22.087	46.762	26.272	213.3	29:32.251								
9	<u>1:37.091</u>	<u>22.952</u>	47.551	26.588	218.7	16:13.144	18	<u>1:35.311</u>	<u>22.214</u>	46.932	26.165	214.0	31:07.562								
10	1:35.698	22.241	47.116	26.341	213.3	17:48.842	19	1:35.411	22.229	46.852	26.330	214.7	32:42.973								
11	1:36.033	22.257	47.173	26.603	216.7	19:24.875							18	Zoe FLORESCU	ROU						
12	<u>1:36.610</u>	22.094	46.888	<u>27.628</u>	215.3	21:01.485							Tecnicar		TATUUS T-421						
13	<u>1:37.088</u>	<u>23.091</u>	<u>47.460</u>	26.537	210.1	22:38.573	1	1:48.161	31.852	49.194	27.115		1:48.161								
14	1:35.859	22.195	47.132	26.532	215.3	24:14.432	2	1:51.064	22.458	56.306	32.300	216.7	3:39.225								
15	<u>1:35.922</u>	<u>22.319</u>	47.192	26.411	216.7	25:50.354	3	2:19.865	45.486	1:01.644	32.735	166.6	5:59.090								
16	1:35.587	22.172	47.001	26.414	212.7	27:25.941	4	2:15.796 B	29.421	57.926	48.449	173.7	8:14.886								
17	1:35.798	22.239	47.138	26.421	215.3	29:01.739							21	Borys LYZEN	POL						
18	1:35.870	22.124	47.262	26.484	215.3	30:37.609							KCL Motorsport		TATUUS T-421						
19	1:36.084	22.182	47.395	26.507	216.0	32:13.693	1	1:45.261	29.484	48.663	27.114		1:45.261								
													13	Rodrigo MARTÍNEZ	MEX						
													Tecnicar		TATUUS T-421						
1	1:53.015	34.534	51.032	27.449		1:53.015	2	<u>1:49.141</u>	<u>23.319</u>	53.302	32.520	211.4	3:34.402								
													15	Jensen BURNETT	CAN						
													KCL Motorsport		TATUUS T-421						
1	1:45.946	29.967	48.561	27.418		1:45.946	3	2:18.788	44.859	1:02.039	31.890	165.4	5:53.190								
2	<u>1:49.182</u>	<u>22.874</u>	53.891	32.417	214.0	3:35.128	4	2:09.363	29.264	59.373	40.726	160.0	8:02.553								
3	2:18.696	44.879	1:01.934	31.883	167.0	5:53.824	5	<u>1:36.713</u>	<u>22.507</u>	47.643	26.563	216.7	9:39.266								
4	2:09.030	29.390	59.139	40.501	169.8	8:02.854	6	1:35.636	22.176	47.091	26.369	215.3	11:14.902								
5	<u>1:40.920</u>	<u>22.770</u>	<u>49.846</u>	28.304	217.4	9:43.774	7	1:35.306	22.151	46.781	26.374	214.7	12:50.208								
6	1:37.391	22.665	47.696	27.030	220.1	11:21.165	8	1:35.140	22.054	46.845	26.241	214.7	14:25.348								
7	<u>1:36.470</u>	<u>22.371</u>	<u>47.346</u>	26.753	214.0	12:57.635	9	1:35.069	22.047	46.755	26.267	214.7	16:00.417								
8	1:38.059	23.011	48.143	26.905	212.0	14:35.694	10	1:35.152	22.080	46.819	26.253	214.7	17:35.569								
9	<u>1:39.660</u>	<u>23.502</u>	49.166	26.992	217.4	16:15.354	11	1:35.141	22.050	46.783	26.308	214.7	19:10.710								
10	1:42.414 B	22.586	47.655	32.173	212.0	17:57.768	12	1:35.392	22.062	46.972	26.358	215.3	20:46.102								
11	2:10.779	57.171	47.132	26.476		20:08.547	13	1:35.324	22.161	46.893	26.270	213.3	22:21.426								
12	1:35.103	22.122	46.649	26.332	210.1	21:43.650	14	1:35.379	22.062	46.972	26.345	214.7	23:56.805								
13	1:35.143	22.089	46.697	26.357	211.4	23:18.793	15	1:35.206	22.117	46.842	26.247	214.7	25:32.011								
14	1:34.994	22.103	46.617	26.274	209.5	24:53.787	16	<u>1:35.566</u>	22.159	<u>47.133</u>	26.274	216.0	27:07.577								
15	1:34.925	22.032	46.613	26.280	208.8	26:28.712	17	1:35.549	22.149	47.037	26.363	216.0	28:43.126								
16	1:34.945	22.049	46.643	26.253	210.7	28:03.657	18	1:35.557	22.138	46.947	26.472	215.3	30:18.683								
17	1:34.956	21.958	46.738	26.260	212.0	29:38.613	19	1:35.928	22.371	47.069	26.488	217.4	31:54.611								
18	1:35.098	22.093	46.765	26.240	211.4	31:13.711							22	Vivek KANTHAN	USA						
19	1:34.945	22.002	46.708	26.235	214.0	32:48.656							Griffin Core		TATUUS T-421						
													1	1:40.815	27.390	46.968	26.457	1:40.815			
													2	1:47.969	22.085	53.282	32.602	212.0	3:28.784		
													3	2:19.218	44.308	1:02.920	31.990	166.6	5:48.002		
													4	2:11.365	29.464	59.144	42.757	137.7	7:59.367		
													5	1:35.344	22.279	46.791	26.274	210.7	9:34.711		
													6	1:34.587	21.964	46.456	26.167	210.1	11:09.298		
													7	1:34.595	21.908	46.519	26.168	212.0	12:43.893		
													8	1:34.351	21.875	46.356	26.120	210.7	14:18.244		
													9	<u>1:34.727</u>	<u>21.971</u>	46.573	26.183	210.7	15:52.971		
													10	1:34.713	21.952	46.530	26.231	212.7	17:27.684		
													11	1:34.769	21.925	46.639	26.205	211.4	19:02.453		
													12	1:34.800	21.986	46.637	26.177	210.7	20:37.253		
													13	1:34.712	21.956	46.585	26.171	208.8	22:11.965		
													14	1:34.890	21.898	46.657	26.335	213.3	23:46.855		
													15	1:34.698	21.955	46.558	26.185	211.4	25:21.553		
													16	1:34.803	21.955	46.649	26.199	210.1	26:56.356		
																			17	Nacho TUÑÓN	ESP
													T-Code by Amtog		TATUUS T-421						
1	2:04.259 B	30.629	55.034	38.596		2:04.259															
2	3:38.766	2:07.744	1:02.877	28.145		5:43.025															
3	1:37.251	23.142	47.630	26.479	210.7	7:20.276															
4	1:35.780	22.265	47.029	26.486	211.4	8:56.056															
5	1:34.901	22.084	46.575	26.242	211.4	10:30.957															
6	1:34.873	22.106	46.587	26.180	211.4	12:05.830															
7	1:34.962	22.103	46.678	26.181	210.7	13:40.792															
8	1:34.694	22.080	46.481	26.133	212.0	15:15.486															
9	1:35.135	22.148	46.693	26.294	210.7	16:50.621															
10	1:34.930	22.039	46.645	26.246	212.0	18:25.551															



F4Spain ROUND 1 - VALENCIA Race 1

Sector Analysis

_ Invalidated Lap							■ Personal Best							■ Session Best							B Crossing the pit lane						
Lap	Time	Sector 1	Sector 2	Sector 3	T.Sp	Elapsed	Lap	Time	Sector 1	Sector 2	Sector 3	T.Sp	Elapsed	Lap	Time	Sector 1	Sector 2	Sector 3	T.Sp	Elapsed	Lap	Time	Sector 1	Sector 2	Sector 3	T.Sp	Elapsed
23 Rocco CORONEL NLD																											
MP Motorsport														TATUUS T-421													
1	1:41.778	28.264	47.125	26.389		1:41.778	8	1:34.505	21.896	46.519	26.090	214.7	14:19.971	9	1:34.789	21.886	46.659	26.244	214.7	15:54.760	10	1:34.763	21.924	46.608	26.231	214.0	17:29.523
2	1:47.450	22.108	52.573	32.769	211.4	3:29.228	11	1:34.863	22.001	46.742	26.120	214.7	19:04.386	12	1:34.868	22.010	46.672	26.186	214.0	20:39.254	13	1:35.193	22.086	46.878	26.229	215.3	22:14.447
3	2:19.084	44.274	1:03.083	31.727	166.6	5:48.312	14	1:35.187	22.106	46.858	26.223	214.7	23:49.634	15	1:35.090	22.077	46.740	26.273	214.7	25:24.724	16	1:35.495	22.108	46.971	26.416	215.3	27:00.219
4	2:11.374	29.626	59.168	42.580	131.9	7:59.686	17	1:35.240	22.036	46.897	26.307	214.7	28:35.459	18	1:35.232	22.090	46.882	26.260	216.0	30:10.691	19	1:35.372	22.176	46.906	26.290	215.3	31:46.063
5	1:35.621	22.344	46.998	26.279	212.7	9:35.307	20							21							22						
6	1:34.774	22.088	46.539	26.147	212.7	11:10.081	23							24							25						
7	1:34.579	21.980	46.456	26.143	212.7	12:44.660	26							27							28						
8	1:34.667	21.990	46.546	26.131	212.0	14:19.327	29							30							31						
9	1:34.707	21.960	46.528	26.219	212.0	15:54.034	32							33							34						
10	1:34.757	22.027	46.602	26.128	210.7	17:28.791	35							36							37						
11	1:34.750	22.026	46.560	26.164	212.0	19:03.541	38							39							40						
12	1:35.119	22.089	46.748	26.282	213.3	20:38.660	41							42							43						
13	1:35.057	22.074	46.668	26.315	211.4	22:13.717	44							45							46						
14	1:35.183	22.100	46.751	26.332	210.7	23:48.900	47							48							49						
15	1:35.358	22.100	46.895	26.363	210.7	25:24.258	50							51							52						
16	1:35.329	22.121	46.786	26.422	212.0	26:59.587	53							54							55						
17	1:35.241	22.150	46.747	26.344	210.7	28:34.828	56							57							58						
18	1:35.248	22.131	46.786	26.331	212.0	30:10.076	59							60							61						
19	1:35.131	22.111	46.713	26.307	212.0	31:45.207	62							63							64						
24 Beau LOWETTE BEL																											
TC Racing														TATUUS T-421													
1	1:47.331	31.195	49.257	26.879		1:47.331	1	1:50.633	33.582	49.538	27.513		1:50.633	2	1:56.165	22.706	58.853	34.606	218.7	3:46.798	3	2:17.863	43.595	1:01.305	32.963	207.6	6:04.661
2	1:50.322	22.536	55.512	32.274	219.4	3:37.653	4	2:03.340	31.473	54.813	37.054	168.6	8:08.001	5	1:37.685	23.013	47.904	26.768	220.1	9:45.686	6	1:36.546	22.720	47.280	26.546	211.4	11:22.232
3	2:19.955	45.603	1:01.719	32.633	169.8	5:57.608	7	1:37.300	22.433	48.268	26.599	216.7	12:59.532	8	1:36.861	22.698	47.548	26.615	215.3	14:36.393	9	1:36.374	22.400	47.520	26.454	215.3	16:12.767
4	2:06.945	29.418	58.033	39.494	146.8	8:04.553	10	1:35.873	22.205	47.216	26.452	213.3	17:48.640	11	1:35.593	22.080	47.088	26.425	212.7	19:24.233	12	1:36.381	22.179	47.425	26.777	212.7	21:00.614
5	1:36.623	22.334	47.796	26.493	216.0	9:41.176	13	1:35.702	22.086	47.170	26.446	214.0	22:36.316	14	1:36.024	22.259	47.358	26.407	213.3	24:12.340	15	1:35.876	22.168	47.248	26.460	213.3	25:48.216
6	1:36.152	22.291	47.472	26.389	216.7	11:17.328	16	1:36.093	22.261	47.302	26.530	214.7	27:24.309	17	1:36.078	22.054	47.513	26.511	214.7	29:00.387	18	1:36.151	22.190	47.386	26.575	215.3	30:36.538
7	1:36.071	22.168	47.333	26.570	217.4	12:53.399	19	1:36.287	22.400	47.424	26.463	216.0	32:12.825	20							21						
8	1:35.580	22.122	47.058	26.400	216.0	14:28.979	22							23							24						
9	1:35.361	22.057	46.916	26.388	214.7	16:04.340	25							26							27						
10	1:35.495	22.148	47.006	26.341	212.0	17:39.835	28							29							30						
11	1:35.310	22.023	46.926	26.361	214.7	19:15.145	31							32							33						
12	1:35.527	22.131	47.046	26.350	214.7	20:50.672	34							35							36						
13	1:35.701	22.132	47.054	26.515	214.7	22:26.373	37							38							39						
14	1:35.690	22.240	47.034	26.416	215.3	24:02.063	40							41							42						
15	1:35.815	22.101	47.315	26.399	216.0	25:37.878	43							44							45						
16	1:35.669	22.130	47.202	26.337	216.0	27:13.547	46							47							48						
17	1:35.978	22.226	47.257	26.495	217.4	28:49.525	49							50							51						
18	1:36.474	22.531	47.346	26.597	218.0	30:25.999	52							53							54						
19	1:36.038	22.238	47.230	26.570	216.0	32:02.037	55							56							57						
25 Aleix PIÑERA ESP																											
Tecnicar														TATUUS T-421													
1	1:42.543	28.827	47.357	26.359		1:42.543	1	1:49.052	32.734	49.265	27.053		1:49.052	2	1:52.953	22.578	57.633	32.742	219.4	3:42.005	3	2:20.136	45.110	1:02.167	32.859	185.3	6:02.141
2	1:47.233	22.269	52.356	32.608	213.3	3:29.776	4	2:04.728	29.718	56.523	38.487	179.5	8:06.869	5	1:36.713	22.533	47.626	26.554		9:43.582	6	1:36.400	22.388	47.619	26.393	216.7	11:19.982
3	2:19.121	44.263	1:02.993	31.865	179.5	5:48.897	7	1:35.569	22.192	47.004	26.373	214.7	12:55.551	8	1:35.502	22.171	46.938	26.393	216.0	14:31.053	9	1:35.901	22.095	47.220	26.586	215.3	16:06.954
4	2:11.178	29.502	59.194	42.482	134.5	8:00.075	10	1:35.857	22.199	47.214	26.444	215.3	17:42.811	11	1:35.262	22.142	46.801	26.319	213.3	19:18.073	12	1:35.684	22.218	47.048	26.418	215.3	20:53.757
5	1:35.637	22.332	47.090	26.215	214.0	9:35.712	13	1:35.640	22.044	47.246	26.350	216.7	22:29.397	14	1:35.859	22.259	47.120	26.480	215.3	24:05.256	15	1:36.013	22.225	47.256	26.532	216.0	25:41.269
6	1:35.085	22.117	46.718	26.250	215.3	11:10.797	16	1:35.811	22.201	47.146	26.464	214.0	27:17.080	17	1:35.818	22.262	47.044	26.512	214.7	28:52.898	18	1:36.122	22.345	47.161	26.616	214.0	30:29.020
7	1:34.669	21.971	46.547	26.151	214.7	12:45.466	19	1:36.584	22.418	47.463	26.703	214.0	32:05.604	20							21						



F4Spain


ROUND 1 - VALENCIA

Race 1

Sector Analysis

— Invalidated Lap ■ Personal Best ■ Session Best B Crossing the pit lane

Lap	Time	Sector 1	Sector 2	Sector 3	T.Sp	Elapsed	Lap	Time	Sector 1	Sector 2	Sector 3	T.Sp	Elapsed	
32	Simón BULBARELLA ARG							11	1:35.086	22.056	46.748	26.282	214.0	19:12.146
	Drivex TATUUS T-421							12	1:35.304	22.109	46.903	26.292	217.4	20:47.450
1	1:47.074	31.001	49.015	27.058		1:47.074	13	1:35.250	22.054	46.863	26.333	217.4	22:22.700	
2	1:50.140	22.627	55.207	32.306	220.8	3:37.214	14	1:35.508	22.102	46.987	26.419	216.7	23:58.208	
3	2:19.098	45.022	1:02.019	32.057	165.8	5:56.312	15	1:35.450	22.080	47.062	26.308	218.7	25:33.658	
4	2:07.734	29.549	58.498	39.687	171.5	8:04.046	16	1:35.885	22.293	47.284	26.308	216.0	27:09.543	
5	1:36.860	22.439	47.799	26.622	218.7	9:40.906	17	1:35.814	22.158	47.304	26.352	214.0	28:45.357	
6	1:36.071	22.184	47.477	26.410	216.7	11:16.977	18	1:35.795	22.238	47.030	26.527	217.4	30:21.152	
7	1:36.066	22.140	47.469	26.457	216.0	12:53.043	19	1:35.775	22.159	47.072	26.544	216.0	31:56.927	
8	1:35.512	22.120	46.996	26.396	212.0	14:28.555								
9	1:35.252	22.057	46.795	26.400	216.0	16:03.807								
10	1:35.315	22.071	46.900	26.344	214.7	17:39.122								
11	1:35.452	22.092	46.968	26.392	214.7	19:14.574								
12	1:35.559	22.197	46.903	26.459	215.3	20:50.133								
13	1:35.494	22.178	47.008	26.308	210.7	22:25.627								
14	1:35.658	22.099	47.069	26.490	212.7	24:01.285								
15	1:36.094	22.481	47.220	26.393	212.7	25:37.379								
16	1:35.829	22.254	47.143	26.432	213.3	27:13.208								
17	1:36.084	22.222	47.250	26.612	216.7	28:49.292								
18	1:36.189	22.425	47.171	26.593	210.7	30:25.481								
19	1:36.318	22.265	47.308	26.745	214.0	32:01.799								
37	Ty FISHER CAN							11	1:35.710	22.196	47.105	26.409	214.7	19:25.124
	Griffin Core TATUUS T-421							12	1:36.396	22.433	46.951	27.012	216.0	21:01.520
1	1:43.592	29.014	48.192	26.386		1:43.592	13	1:36.598	22.844	47.150	26.604	212.0	22:38.118	
2	1:47.307	22.136	52.466	32.705	214.7	3:30.899	14	1:35.855	22.193	47.197	26.465	212.7	24:13.973	
3	2:19.039	44.448	1:02.725	31.866	165.8	5:49.938	15	1:35.539	22.080	47.008	26.451	214.0	25:49.512	
4	2:10.941	29.513	59.081	42.347	122.6	8:00.879	16	1:35.661	22.073	47.086	26.502	212.7	27:25.173	
5	1:35.915	22.391	47.241	26.283	216.7	9:36.794	17	1:35.831	22.083	47.150	26.598	214.0	29:01.004	
6	1:34.942	22.037	46.761	26.144	216.0	11:11.736	18	1:35.999	22.200	47.280	26.519	214.0	30:37.003	
7	1:35.052	22.021	46.766	26.265	217.4	12:46.788	19	1:36.263	22.205	47.476	26.582	215.3	32:13.266	
8	1:34.885	22.030	46.643	26.212	214.0	14:21.673								
9	1:34.994	22.049	46.629	26.316	214.0	15:56.667								
10	1:35.066	22.141	46.650	26.275	214.0	17:31.733								
11	1:35.026	22.046	46.711	26.269	216.7	19:06.759								
12	1:34.901	22.016	46.637	26.248	214.0	20:41.660								
13	1:34.966	22.044	46.678	26.244	215.3	22:16.626								
14	1:35.158	21.989	46.872	26.297	214.0	23:51.784								
15	1:35.183	22.071	46.795	26.317	212.7	25:26.967								
16	1:35.260	22.060	46.931	26.269	214.7	27:02.227								
17	1:35.273	22.123	46.826	26.324	214.7	28:37.500								
18	1:35.420	22.204	46.910	26.306	215.3	30:12.920								
19	1:35.231	22.114	46.857	26.260	214.7	31:48.151								
38	Daniel KELLEHER IRE							11	1:35.298	22.066	46.824	26.408	214.0	19:09.482
	Campos Racing TATUUS T-421							12	1:35.281	22.075	46.833	26.373	215.3	20:44.763
1	1:46.550	30.508	49.154	26.888		1:46.550	13	1:35.241	22.070	46.775	26.396	214.7	22:20.004	
2	1:49.758	22.987	54.744	32.027	223.0	3:36.308	14	1:35.288	21.995	46.921	26.372	214.0	23:55.292	
3	2:18.907	45.216	1:02.178	31.513	163.0	5:55.215	15	1:35.303	22.042	46.769	26.492	215.3	25:30.595	
4	2:08.381	29.780	58.840	39.761	158.9	8:03.596	16	1:35.675	22.104	47.030	26.541	214.7	27:06.270	
5	1:36.829	22.546	47.726	26.557	216.0	9:40.425	17	1:35.572	22.007	47.035	26.530	214.7	28:41.842	
6	1:35.587	22.179	47.051	26.357	214.7	11:16.012	18	1:35.773	22.305	46.968	26.500	215.3	30:17.615	
7	1:35.219	22.082	46.843	26.294	216.7	12:51.231	19	1:36.044	22.207	47.271	26.566	214.0	31:53.659	
8	1:35.543	22.263	46.975	26.305	218.0	14:26.774								
9	1:35.170	22.145	46.707	26.318	214.7	16:01.944								
10	1:35.116	22.181	46.753	26.182	216.0	17:37.060								
40	Kasper SCHORMANS NLD							11	1:35.073	21.997	46.697	26.379	212.7	17:34.184
	MP Motorsport TATUUS T-421							12	1:35.281	22.075	46.833	26.373	215.3	20:44.763
1	1:45.460	29.778	48.582	27.100		1:45.460	13	1:35.241	22.070	46.775	26.396	214.7	22:20.004	
2	1:48.106	22.661	52.536	32.909	216.0	3:33.566	14	1:35.288	21.995	46.921	26.372	214.0	23:55.292	
3	2:18.498	44.382	1:02.110	32.006	172.4	5:52.064	15	1:35.303	22.042	46.769	26.492	215.3	25:30.595	
4	2:09.859	29.143	59.373	41.343	137.4	8:01.923	16	1:35.675	22.104	47.030	26.541	214.7	27:06.270	
5	1:36.340	22.543	47.420	26.377	216.0	9:38.263	17	1:35.572	22.007	47.035	26.530	214.7	28:41.842	
6	1:35.421	22.104	46.914	26.403	214.7	11:13.684	18	1:35.773	22.305	46.968	26.500	215.3	30:17.615	
7	1:35.148	21.990	46.865	26.293	216.7	12:48.832	19	1:36.044	22.207	47.271	26.566	214.0	31:53.659	
8	1:35.180	22.065	46.838	26.277	214.7	14:24.012								
9	1:35.099	22.091	46.710	26.298	215.3	15:59.111								
10	1:35.073	21.997	46.697	26.379	212.7	17:34.184								
11	1:35.298	22.066	46.824	26.408	214.0	19:09.482								
12	1:35.281	22.075	46.833	26.373	215.3	20:44.763								
13	1:35.241	22.070	46.775	26.396	214.7	22:20.004								
14	1:35.288	21.995	46.921	26.372	214.0	23:55.292								
15	1:35.303	22.042	46.769	26.492	215.3	25:30.595								
16	1:35.675	22.104	47.030	26.541	214.7	27:06.270								
17	1:35.572	22.007	47.035	26.530	214.7	28:41.842								
18	1:35.773	22.305	46.968	26.500	215.3	30:17.615								
19	1:36.044	22.207	47.271	26.566	214.0	31:53.659								
44	Elliott KACZYNSKI SWE							1	1:45.275	29.280	48.875	27.120		1:45.275
	Drivex TATUUS T-421													




F4Spain

ROUND 1 - VALENCIA

Race 1

Sector Analysis

_ Invalidated Lap							■ Personal Best							■ Session Best							B Crossing the pit lane						
Lap	Time	Sector 1	Sector 2	Sector 3	T.Sp	Elapsed	Lap	Time	Sector 1	Sector 2	Sector 3	T.Sp	Elapsed	Lap	Time	Sector 1	Sector 2	Sector 3	T.Sp	Elapsed	Lap	Time	Sector 1	Sector 2	Sector 3	T.Sp	Elapsed
46 Nathan TYE GBR																											
Drivex														TATUUS T-421													
1	1:45.793	30.235	48.628	26.930		1:45.793	15	1:36.272	22.345	47.406	26.521	210.7	25:54.967	1	1:49.938	33.313	49.170	27.455		1:49.938	15	1:35.962	22.149	47.193	26.620	211.4	27:30.929
2	1:48.221	22.504	52.772	32.945	216.0	3:34.014	16	1:36.196	22.325	47.243	26.628	212.7	29:07.125	2	1:56.360	23.344	58.513	34.503	214.0	3:46.298	16	1:37.065	22.613	47.625	26.827	211.4	30:44.190
3	2:18.685	44.683	1:01.738	32.264	166.2	5:52.699	17	1:36.287	22.251	47.455	26.581	211.4	32:20.477	3	2:17.940	43.479	1:01.363	33.098	196.9	6:04.238	17	1:36.287	22.251	47.455	26.581	211.4	32:20.477
4	2:09.599	29.167	59.258	41.174	150.9	8:02.298	18	1:35.121	21.934	46.896	26.291	214.7	17:33.267	4	2:03.607	31.267	54.916	37.424	171.1	8:07.845	18	1:35.121	21.934	46.896	26.291	214.7	17:33.267
5	1:36.395	22.368	47.570	26.457	214.7	9:38.693	19	1:35.043	22.021	46.730	26.292	215.3	11:13.142	5	1:37.192	22.936	47.681	26.575	215.3	9:45.037	19	1:35.043	22.021	46.730	26.292	215.3	11:13.142
6	1:35.540	22.101	47.025	26.414	214.7	11:14.233	20	1:35.121	21.934	46.896	26.291	214.7	13:49.407	6	1:36.792	22.179	47.832	26.781	214.7	11:21.829	20	1:35.121	21.934	46.896	26.291	214.7	13:49.407
7	1:35.174	22.066	46.792	26.316	213.3	12:49.407	21	1:35.026	21.904	46.835	26.287	214.7	15:24.653	7	1:37.289	22.769	47.902	26.618	214.7	11:29.118	21	1:35.026	21.904	46.835	26.287	214.7	15:24.653
8	1:35.246	22.084	46.822	26.340	212.0	14:24.653	22	1:35.241	22.142	46.826	26.273	213.3	17:33.267	8	1:36.709	22.324	47.501	26.884	214.7	14:35.827	22	1:35.241	22.142	46.826	26.273	213.3	17:33.267
9	1:35.099	22.062	46.679	26.358	212.7	15:59.752	23	1:35.183	22.022	46.854	26.307	216.0	19:08.508	9	1:36.013	22.192	47.163	26.658	213.3	14:43.844	23	1:35.183	22.022	46.854	26.307	216.0	19:08.508
10	1:35.102	21.990	46.861	26.251	212.7	17:34.854	24	1:35.203	22.039	46.880	26.284	213.3	22:18.894	10	1:36.013	22.192	47.163	26.658	213.3	14:43.844	24	1:35.203	22.039	46.880	26.284	213.3	22:18.894
11	1:35.273	22.047	46.803	26.423	212.7	19:10.127	25	1:35.314	22.102	46.867	26.345	214.7	23:54.208	11	1:36.260	22.234	47.356	26.670	214.0	16:09.270	25	1:35.314	22.102	46.867	26.345	214.7	23:54.208
12	1:35.283	22.080	46.800	26.403	213.3	20:45.410	26	1:35.435	22.069	46.992	26.374	214.0	25:29.643	12	1:36.154	22.291	47.283	26.580	214.0	17:23.858	26	1:35.435	22.069	46.992	26.374	214.0	25:29.643
13	1:35.267	22.076	46.795	26.396	214.0	22:20.677	27	1:35.565	22.110	47.059	26.396	213.3	27:05.208	13	1:36.042	22.194	47.302	26.546	212.7	18:59.871	27	1:35.565	22.110	47.059	26.396	213.3	27:05.208
14	1:35.272	22.085	46.782	26.405	213.3	23:55.949	28	1:35.596	22.184	47.016	26.396	214.0	28:40.804	14	1:36.042	22.194	47.302	26.546	212.7	18:59.871	28	1:35.596	22.184	47.016	26.396	214.0	28:40.804
15	1:35.348	22.107	46.874	26.367	212.0	25:31.297	29	1:35.567	22.083	47.026	26.458	212.0	30:16.371	15	1:36.042	22.194	47.302	26.546	212.7	18:59.871	29	1:35.567	22.083	47.026	26.458	212.0	30:16.371
16	1:35.603	22.163	46.941	26.499	212.7	27:06.900	30	1:36.224	22.516	47.201	26.507	212.7	31:52.595	16	1:36.042	22.194	47.302	26.546	212.7	18:59.871	30	1:36.224	22.516	47.201	26.507	212.7	31:52.595
17	1:35.498	22.135	46.885	26.478	213.3	28:42.398								17	1:36.042	22.194	47.302	26.546	212.7	18:59.871							
18	1:35.867	22.141	47.243	26.483	214.0	30:18.265								18	1:36.042	22.194	47.302	26.546	212.7	18:59.871							
19	1:35.841	22.195	47.061	26.585	213.3	31:54.106								19	1:36.042	22.194	47.302	26.546	212.7	18:59.871							
71 Sam URUS MCO																											
DXR														TATUUS T-421													
1	1:51.060	34.000	49.641	27.419		1:51.060	15	1:36.272	22.345	47.406	26.521	210.7	25:54.967	1	1:49.938	33.313	49.170	27.455		1:49.938	15	1:35.962	22.149	47.193	26.620	211.4	27:30.929
2	1:57.771	23.084	59.131	35.556	213.3	3:48.831	16	1:36.196	22.325	47.243	26.628	212.7	29:07.125	2	1:56.360	23.344	58.513	34.503	214.0	3:46.298	16	1:37.065	22.613	47.625	26.827	211.4	30:44.190
3	2:17.244	43.428	1:00.864	32.952	201.5	6:06.075	17	1:36.287	22.251	47.455	26.581	211.4	32:20.477	3	2:17.940	43.479	1:01.363	33.098	196.9	6:04.238	17	1:36.287	22.251	47.455	26.581	211.4	32:20.477
4	2:03.302	31.592	54.693	37.017	166.2	8:09.377	18	1:35.121	21.934	46.896	26.291	214.7	17:33.267	4	2:03.607	31.267	54.916	37.424	171.1	8:07.845	18	1:35.121	21.934	46.896	26.291	214.7	17:33.267
5	1:37.512	22.542	48.009	26.961	214.0	9:46.889	19	1:35.043	22.021	46.730	26.292	215.3	11:13.142	5	1:37.192	22.936	47.681	26.575	215.3	9:45.037	19	1:35.043	22.021	46.730	26.292	215.3	11:13.142
6	1:37.352	22.535	48.337	26.480	214.0	11:24.241	20	1:35.026	21.904	46.835	26.287	214.7	13:49.407	6	1:36.792	22.179	47.832	26.781	214.7	11:21.829	20	1:35.026	21.904	46.835	26.287	214.7	13:49.407
7	1:36.719	22.512	47.583	26.624	216.0	13:00.960	21	1:35.121	21.934	46.896	26.291	214.7	15:24.653	7	1:37.289	22.769	47.902	26.618	214.7	11:29.118	21	1:35.121	21.934	46.896	26.291	214.7	15:24.653
8	1:37.131	22.518	47.536	27.077	214.0	14:38.091	22	1:35.043	22.021	46.730	26.292	215.3	17:49.407	8	1:36.709	22.324	47.501	26.884	214.7	14:35.827	22	1:35.043	22.021	46.730	26.292	215.3	17:49.407
9	1:37.509	22.731	47.923	26.855	214.7	16:15.600	23	1:35.026	21.904	46.835	26.287	214.7	19:08.508	9	1:36.013	22.192	47.163	26.658	213.3	14:43.844	23	1:35.026	21.904	46.835	26.287	214.7	19:08.508
10	1:37.212	22.502	47.815	26.895	215.3	17:52.812	24	1:35.121	21.934	46.896	26.291	214.7	21:24.653	10	1:36.013	22.192	47.163	26.658	213.3	14:43.844	24	1:35.121	21.934	46.896	26.291	214.7	21:24.653
11	1:36.549	22.316	47.471	26.762	210.1	19:29.361	25	1:35.043	22.021	46.730	26.292	215.3	23:49.407	11	1:36.260	22.234	47.356	26.670	214.0	16:09.270	25	1:35.043	22.021	46.730	26.292	215.3	23:49.407
12	1:36.496	22.407	47.352	26.737	210.7	21:05.857	26	1:35.026	21.904	46.835	26.287	214.7	25:29.643	12	1:36.260	22.234	47.356	26.670	214.0	16:09.270	26	1:35.026	21.904	46.835	26.287	214.7	25:29.643
13	1:36.372	22.350	47.404	26.618	211.4	22:42.229	27	1:35.043	22.021	46.730	26.292	215.3	27:05.208	13	1:36.042	22.194	47.302	26.546	212.7	18:59.871	27	1:35.043	22.021	46.730	26.292	215.3	27:05.208
14	1:36.466	22.510	47.175	26.781	211.4	24:18.695	28	1:35.026	21.904	46.835	26.287	214.7	29:29.643	14	1:36.042	22.194	47.302	26.546	212.7	18:59.871	28	1:35.026	21.904	46.835	26.287	214.7	29:29.643
74 Pablo RICCOBONO ESP																											
GRS Team														TATUUS T-421													
1	1:49.886	32.937	49.651	27.298		1:49.886	15	1:36.272	22.345	47.406	26.521	210.7	25:54.967	1	1:49.886	32.937	49.651	27.298		1:49.886	15	1:35.962	22.149	47.193	26.620	211.4	27:30.929
2	1:56.046	22.591	58.710	34.745	213.3	3:45.932	16	1:36.196	22.325	47.243	26.628	212.7	29:07.125	2	1:56.046	22.591	58.710	34.745	213.3	3:45.932	16	1:37.065	22.613	47.625	26.827	211.4	30:44.190
3	2:18.009	43.312	1:01.460	33.237	197.5	6:03.941	17	1:36.287	22.251	47.455	26.581	211.4	32:20.477	3	2:18.009	43.312	1:01.460	33.237	197.5	6:03.941	17	1:36.287	22.251	47.455	26.581	211.4	32:20.477
4	2:03.571	31.038	54.769	37.764	167.4	8:07.512	18	1:35.121	21.934	46.896	26.291	214.7	17:33.267	4	2:03.571	31.038	54.769	37.764	167.4	8:07.512	18	1:35.121	21.934	46.896	26.291	214.7	17:33.267
5	1:37.010	22.543	47.875	26.592	218.0	9:44.522	19	1:35.043	22.021	46.730	26.292	215.3	11:13.142	5	1:37.010	22.543	47.875	26.592	218.0	9:44.522	19	1:35.043	22.021	46.730	26.292	215.3	11:13.142
6	1:36.991	22.255	48.051	26.685	216.7																						




F4Spain ROUND 1 - VALENCIA Race 1

Sector Analysis

— Invalidated Lap ■ Personal Best ■ Session Best B Crossing the pit lane

Lap	Time	Sector 1	Sector 2	Sector 3	T.Sp	Elapsed	Lap	Time	Sector 1	Sector 2	Sector 3	T.Sp	Elapsed
6	1:35.303	22.187	46.764	26.352	214.0	11:12.593	19	1:36.152	22.195	47.451	26.506	216.0	32:03.882
7	1:35.053	22.144	46.663	26.246	216.7	12:47.646	81 Noah MONTEIRO PRT						
8	1:35.007	22.046	46.752	26.209	215.3	14:22.653	Griffin Core TATUUS T-421						
9	1:34.983	21.967	46.708	26.308	213.3	15:57.636	1	1:43.214	29.014	47.788	26.412		1:43.214
10	1:34.902	21.969	46.650	26.283	214.0	17:32.538	2	1:47.147	22.121	52.256	32.770	214.0	3:30.361
11	1:35.160	22.006	46.903	26.251	215.3	19:07.698	3	2:19.090	44.239	1:02.863	31.988	169.8	5:49.451
12	1:34.987	21.986	46.646	26.355	214.0	20:42.685	4	2:11.039	29.542	58.971	42.526	125.7	8:00.490
13	1:35.286	22.083	46.816	26.387	215.3	22:17.971	5	1:35.739	22.513	47.044	26.182	214.0	9:36.229
14	1:35.248	21.988	46.971	26.289	214.0	23:53.219	6	1:34.923	22.069	46.665	26.189	213.3	11:11.152
15	1:35.032	22.003	46.726	26.303	212.7	25:28.251	7	1:34.954	22.073	46.670	26.211	216.0	12:46.106
16	1:35.024	22.059	46.695	26.270	213.3	27:03.275	8	1:34.864	22.003	46.731	26.130	214.0	14:20.970
17	1:35.138	22.082	46.763	26.293	214.7	28:38.413	9	1:34.837	22.041	46.591	26.205	214.0	15:55.807
18	1:35.316	22.128	46.871	26.317	216.0	30:13.729	10	1:35.000	22.023	46.628	26.349	212.7	17:30.807
19	1:35.292	22.185	46.793	26.314	217.4	31:49.021	11	1:34.854	21.926	46.683	26.245	212.7	19:05.661
78 Maria NETO PRT							83 Alfons MIETTINEN FIN						
TC Racing TATUUS T-421							GRS Team TATUUS T-421						
1	2:06.816	51.084	48.741	26.991		2:06.816	1	1:59.812	43.763	48.871	27.178		1:59.812
2	1:45.137	22.609	47.989	34.539	209.5	3:51.953	2	1:51.564	22.656	54.210	34.698	213.3	3:51.376
3	2:16.748	42.771	1:01.726	32.251	152.9	6:08.701	3	2:16.680	42.596	1:01.485	32.599	167.4	6:08.056
4	2:02.685	32.000	53.613	37.072	163.4	8:11.386	4	2:03.132	31.784	53.950	37.398	166.2	8:11.188
5	1:38.924	23.237	48.765	26.922	216.7	9:50.310	5	1:39.513	23.645	48.981	26.887	215.3	9:50.701
6	1:37.557	22.592	48.079	26.886	210.7	11:27.867	6	1:37.592	22.574	48.082	26.936	218.0	11:28.293
7	1:36.735	22.374	47.577	26.784	215.3	13:04.602	7	1:36.969	22.504	47.803	26.662	214.7	13:05.262
8	1:38.061	23.168	48.125	26.768	209.5	14:42.663	8	1:37.907	22.729	48.452	26.726	214.7	14:43.169
9	1:36.794	22.418	47.670	26.706	214.0	16:19.457	9	1:36.673	22.374	47.581	26.718	214.0	16:19.842
10	1:37.878	23.388	47.693	26.797	208.8	17:57.335	10	1:37.907	23.198	47.916	26.793	212.0	17:57.749
11	1:38.851	23.402	48.554	26.895	213.3	19:36.186	11	1:38.510	22.683	48.624	27.203	214.7	19:36.259
12	1:37.209	23.050	47.584	26.575	210.7	21:13.395	12	1:37.629	23.220	47.806	26.603	215.3	21:13.888
13	1:37.083	22.336	47.696	27.051	214.7	22:50.478	13	1:36.714	22.451	47.551	26.712	215.3	22:50.602
14	1:38.731	23.701	48.108	26.922	210.7	24:29.209	14	1:38.852	23.410	48.717	26.725	211.4	24:29.454
15	1:38.844	23.549	48.154	27.141	215.3	26:08.053	15	1:37.170	22.839	47.566	26.765	216.0	26:06.624
16	1:37.133	22.553	47.764	26.816	214.7	27:45.186	16	1:36.758	22.385	47.554	26.819	213.3	27:43.382
17	1:37.027	22.462	47.807	26.758	216.0	29:22.213	17	1:36.818	22.331	47.652	26.835	213.3	29:20.200
18	1:36.783	22.310	47.675	26.798	211.4	30:58.996	18	1:36.688	22.354	47.599	26.735	213.3	30:56.888
19	1:37.869	23.145	47.950	26.774	212.7	32:36.865	19	1:36.732	22.412	47.507	26.813	214.7	32:33.620
80 Sebastián FRIGOLET MEX							88 Miki BLASCOS ESP						
DXR TATUUS T-421							Monlau Motorsport TATUUS T-421						
1	1:48.752	32.527	48.984	27.241		1:48.752	1	1:46.352	30.539	48.945	26.868		1:46.352
2	1:52.022	22.524	57.200	32.298	216.7	3:40.774	2	1:49.327	23.003	53.957	32.367	218.7	3:35.679
3	2:20.285	45.413	1:02.397	32.475	159.3	6:01.059	3	2:18.919	45.306	1:01.783	31.830	159.3	5:54.598
4	2:05.446	29.258	57.431	38.757	178.1	8:06.505	4	2:08.623	29.697	58.747	40.179	160.0	8:03.221
5	1:36.677	22.576	47.398	26.703	214.0	9:43.182	5	1:36.737	22.576	47.689	26.472	216.7	9:39.958
6	1:35.936	22.188	47.183	26.565	214.0	11:19.118	6	1:35.529	22.191	46.959	26.379	215.3	11:15.487
7	1:35.656	22.184	47.027	26.445	214.0	12:54.774	7	1:35.435	22.041	47.036	26.358	214.7	12:50.922
8	1:35.733	22.168	47.180	26.385	212.7	14:30.507	8	1:35.333	22.083	46.918	26.332	216.0	14:26.255
9	1:35.931	22.217	47.254	26.460	215.3	16:06.438	9	1:35.081	22.071	46.741	26.269	214.7	16:01.336
10	1:35.577	22.099	46.973	26.505	213.3	17:42.015							
11	1:35.532	22.086	46.928	26.518	213.3	19:17.547							
12	1:35.598	22.106	47.114	26.378	213.3	20:53.145							
13	1:35.832	22.119	47.137	26.576	212.7	22:28.977							
14	1:35.726	22.115	47.122	26.489	212.7	24:04.703							
15	1:35.747	22.120	47.028	26.599	213.3	25:40.450							
16	1:35.691	22.138	47.127	26.426	214.0	27:16.141							
17	1:35.821	22.148	47.172	26.501	214.7	28:51.962							
18	1:35.768	22.145	47.209	26.414	215.3	30:27.730							



F4Spain
ROUND 1 - VALENCIA
Race 1

Sector Analysis

— Invalidated Lap ■ Personal Best ■ Session Best B Crossing the pit lane

Lap	Time	Sector 1	Sector 2	Sector 3	T.Sp	Elapsed	Lap	Time	Sector 1	Sector 2	Sector 3	T.Sp	Elapsed
10	1:35.111	22.014	46.788	26.309	214.7	17:36.447							
11	1:35.249	21.998	46.875	26.376	214.7	19:11.696							
12	1:35.338	22.105	46.896	26.337	214.7	20:47.034							
13	1:35.277	22.041	46.911	26.325	214.0	22:22.311							
14	1:35.464	22.104	46.922	26.438	215.3	23:57.775							
15	1:35.582	22.125	47.065	26.392	214.7	25:33.357							
16	1:35.867	22.219	47.246	26.402	214.0	27:09.224							
17	1:35.788	22.236	47.113	26.439	214.0	28:45.012							
18	1:35.641	22.155	47.125	26.361	214.0	30:20.653							
19	1:35.740	22.177	47.158	26.405	214.7	31:56.393							

94 Jorden MOODLEY		ZAF											
G4 Racing		TATUUS T-421											
Lap	Time	Sector 1	Sector 2	Sector 3	T.Sp	Elapsed	Lap	Time	Sector 1	Sector 2	Sector 3	T.Sp	Elapsed
1	1:53.405	37.841	48.228	27.336		1:53.405							
2	1:57.078	26.812	53.966	36.300	214.0	3:50.483							
3	2:16.771	42.549	1:01.455	32.767	183.3	6:07.254							
4	2:03.799	31.573	54.346	37.880	162.3	8:11.053							
5	1:38.477	23.468	48.165	26.844	212.7	9:49.530							
6	1:38.049	23.195	48.084	26.770	213.3	11:27.579							
7	1:36.991	22.320	47.504	27.167	210.7	13:04.570							
8	1:37.795	23.080	48.073	26.642	208.2	14:42.365							
9	1:37.090	22.368	47.673	27.049	210.7	16:19.455							
10	1:37.669	23.124	47.624	26.921	207.6	17:57.124							
11	1:38.474	23.367	48.079	27.028	209.5	19:35.598							
12	1:37.165	22.545	47.694	26.926	208.8	21:12.763							
13	1:37.657	22.571	47.805	27.281	210.1	22:50.420							
14	1:38.655	23.430	48.128	27.097	208.8	24:29.075							
15	1:38.737	23.457	48.067	27.213	210.1	26:07.812							
16	1:37.151	22.424	47.737	26.990	213.3	27:44.963							
17	1:36.695	22.340	47.484	26.871	210.1	29:21.658							
18	1:37.258	22.385	47.876	26.997	211.4	30:58.916							
19	1:37.603	22.822	47.836	26.945	211.4	32:36.519							