

F4Spain
ROUND 1 - VALENCIA
Qualifying 2

Sector Analysis

__ Invalidated Lap Personal Best Session Best **B** Crossing the pit lane

5 Sandro PEREZ — ESP
TC Racing — TATUUS T-421

Lap	Time	Sector 1	Sector 2	Sector 3	T.Spd	Elapsed
1	2:52.120	1:19.932	1:00.654	31.534		2:52.120
2	1:54.016	26.190	56.687	31.139	201.5	4:46.136
3	1:51.624	25.859	55.016	30.749	205.7	6:37.760
4	1:51.773	25.766	55.383	30.624	201.5	8:29.533
5	1:50.639	25.448	54.889	30.302	203.9	10:20.172
6	1:50.641	25.377	54.751	30.513	207.6	12:10.813
7	1:53.798	25.453	54.587	33.758	205.7	14:04.611
8	2:03.290 **B**	26.411	57.094	39.785	185.8	16:07.901
9	4:11.536	2:43.387	57.187	30.962		20:19.437
10	1:49.880	25.270	54.528	30.082	209.5	22:09.317
11	1:51.306	25.647	55.151	30.508	207.6	24:00.623
12	1:50.009	25.299	54.502	30.208	211.4	25:50.632

7 Felipe REIJS — NLD
MP Motorsport — TATUUS T-421

Lap	Time	Sector 1	Sector 2	Sector 3	T.Spd	Elapsed
1	2:18.935	44.174	1:02.203	32.558		2:18.935
2	1:55.602	27.450	57.246	30.906	199.8	4:14.537
3	1:52.252	26.023	55.915	30.314	203.9	6:06.789
4	1:50.727	25.440	54.979	30.308	204.5	7:57.516
5	1:49.765	25.262	54.324	30.179	205.1	9:47.281
6	1:49.295	25.136	54.139	30.020	205.1	11:36.576
7	1:49.648	25.155	54.226	30.267	205.7	13:26.224
8	2:04.625 **B**	25.197	58.474	40.954	205.7	15:30.849
9	4:34.931	3:08.112	55.955	30.864		20:05.780
10	1:49.419	25.272	54.206	29.941	205.7	21:55.199
11	1:49.190	25.045	54.041	30.104	205.1	23:44.389
12	1:50.149	25.267	54.827	30.055	206.9	25:34.538

8 Jacob MICALLEF — MLT
Campos Racing — TATUUS T-421

Lap	Time	Sector 1	Sector 2	Sector 3	T.Spd	Elapsed
1	2:05.434	35.759	58.338	31.337		2:05.434
2	1:52.094	26.451	55.448	30.195	204.5	3:57.528
3	1:51.578	25.984	55.475	30.119	206.9	5:49.106
4	1:50.194	25.543	54.687	29.964	202.7	7:39.300
5	1:50.414	25.683	54.761	29.970	205.1	9:29.714
6	1:51.615	25.755	55.201	30.659	206.9	11:21.329
7	2:00.072	25.457	1:04.486	30.129	206.9	13:21.401
8	2:02.532 **B**	25.326	55.408	41.798	207.6	15:23.933
9	4:31.822	3:07.077	54.507	30.238		19:55.755
10	1:49.247	25.278	53.964	30.005	208.8	21:45.002
11	1:48.674	25.167	53.574	29.933	206.9	23:33.676
12	1:48.765	25.349	53.475	29.941	206.9	25:22.441

9 Jean Paul KARRAS — GRC
G4 Racing — TATUUS T-421

Lap	Time	Sector 1	Sector 2	Sector 3	T.Spd	Elapsed
1	2:41.071	1:09.592	59.716	31.763		2:41.071
2	1:55.697	27.096	57.088	31.513	201.5	4:36.768
3	1:52.653	26.550	55.556	30.547	203.9	6:29.421
4	1:51.363	25.555	55.534	30.274	206.3	8:20.784
5	1:50.935	25.627	55.066	30.242	206.3	10:11.719
6	1:50.518	25.602	54.728	30.188	206.3	12:02.237
7	1:50.458	25.512	54.819	30.127	206.3	13:52.695
8	2:05.062 **B**	26.917	57.049	41.096	208.2	15:57.757
9	4:22.033	2:56.505	55.038	30.490		20:19.790
10	1:50.313	25.504	54.472	30.337	210.1	22:10.103
11	1:50.144	25.384	54.447	30.313	206.3	24:00.247
12	1:49.737	25.404	54.105	30.228	206.9	25:49.984

10 Luna FLUXÁ — ESP
Campos Racing — TATUUS T-421

Lap	Time	Sector 1	Sector 2	Sector 3	T.Spd	Elapsed
1	2:12.315	41.719	59.166	31.430		2:12.315
2	1:52.608	26.514	55.628	30.466	203.3	4:04.923
3	1:51.881	25.924	55.022	30.935	203.9	5:56.804
4	1:50.605	25.513	54.580	30.512	204.5	7:47.409
5	1:49.982	25.388	54.279	30.315	205.1	9:37.391
6	1:48.951	25.190	53.752	30.009	203.9	11:26.342
7	1:49.376	25.235	53.961	30.180	206.9	13:15.718
8	2:02.846 **B**	25.118	56.478	41.250	206.3	15:18.564
9	4:39.646	3:14.552	54.385	30.709		19:58.210
10	1:49.239	25.335	53.960	29.944	204.5	21:47.449
11	1:48.635	25.243	53.472	29.920	206.9	23:36.084
12	1:48.439	25.179	53.393	29.867	203.9	25:24.523

11 Rahim ALIBHAI — USA
Monlau Motorsport — TATUUS T-421

Lap	Time	Sector 1	Sector 2	Sector 3	T.Spd	Elapsed
1	2:38.491	1:06.361	1:00.236	31.894		2:38.491
2	1:54.047	26.592	56.327	31.128	201.5	4:32.538
3	2:01.210	26.441	1:03.073	31.696	203.9	6:33.748
4	1:51.642	25.856	55.511	30.275	204.5	8:25.390
5	1:50.282	25.494	54.511	30.277	204.5	10:15.672
6	1:50.319	25.565	54.547	30.207	205.7	12:05.991
7	1:49.771	25.405	54.130	30.236	205.7	13:55.762
8	2:03.613 **B**	27.204	56.914	39.495	206.9	15:59.375
9	4:36.196	3:06.766	57.140	32.290		20:35.571
10	1:49.745	25.548	54.244	29.953	207.6	22:25.316
11	1:49.097	25.170	54.091	29.836	205.1	24:14.413

12 Philippe Armand KARRAS — GRC
G4 Racing — TATUUS T-421

Lap	Time	Sector 1	Sector 2	Sector 3	T.Spd	Elapsed
1	2:39.481	1:07.522	59.903	32.056		2:39.481
2	1:55.672	26.567	56.323	32.782	200.9	4:35.153
3	1:52.223	26.045	55.550	30.628	202.7	6:27.376
4	1:50.953	25.882	54.668	30.403	203.3	8:18.329
5	1:51.516	26.510	54.521	30.485	206.9	10:09.845
6	1:50.044	25.437	54.328	30.279	208.2	11:59.889
7	1:50.081	25.434	54.169	30.478	205.7	13:49.970
8	2:01.788 **B**	27.873	56.411	37.504	206.9	15:51.758
9	4:27.190	3:01.676	54.868	30.646		20:18.948
10	1:49.949	25.424	54.206	30.319	210.7	22:08.897
11	1:49.834	25.282	54.362	30.190	208.8	23:58.731
12	1:50.463	25.803	54.350	30.310	212.0	25:49.194

13 Rodrigo MARTÍNEZ — MEX
Tecnicar — TATUUS T-421

Lap	Time	Sector 1	Sector 2	Sector 3	T.Spd	Elapsed
1	2:46.955	1:04.467	1:07.605	34.883		2:46.955
2	2:00.791	28.613	1:00.614	31.564	189.4	4:47.746
3	1:55.150	26.726	57.330	31.094	205.7	6:42.896
4	1:54.448	26.560	56.924	30.964	204.5	8:37.344
5	1:53.681	26.394	56.471	30.816	203.9	10:31.025
6	1:52.604	26.146	55.653	30.805	205.1	12:23.629
7	4:11.958 **B**	26.515			203.9	16:35.587

Real Federación Española de Automovilismo



F4Spain
ROUND 1 - VALENCIA
Qualifying 2

Sector Analysis

__ Invalidated Lap Personal Best Session Best **B** Crossing the pit lane

15 Jensen BURNETT — CAN
KCL Motorsport — TATUUS T-421

Lap	Time	Sector 1	Sector 2	Sector 3	T.Spd	Elapsed
1	2:16.767	45.129	59.783	31.855		2:16.767
2	1:52.446	26.340	55.420	30.686	201.5	4:09.213
3	1:50.637	25.575	54.580	30.482	204.5	5:59.850
4	1:49.687	25.309	54.137	30.241	204.5	7:49.537
5	1:49.371	25.322	53.669	30.380	206.9	9:38.908
6	1:49.187	25.130	53.795	30.262	205.7	11:28.095
7	1:49.442	25.052	54.003	30.387	206.9	13:17.537
8	2:02.150 B	25.241	55.071	41.838	205.7	15:19.687
9	4:43.558	3:18.896	54.122	30.540		20:03.245
10	1:49.613	25.528	54.057	30.028	205.1	21:52.858
11	1:50.226	25.854	54.109	30.263	207.6	23:43.084
12	1:49.044	24.955	54.133	29.956	209.5	25:32.128

17 Nacho TUÑÓN — ESP
T-Code by Amtog — TATUUS T-421

Lap	Time	Sector 1	Sector 2	Sector 3	T.Spd	Elapsed
1	2:25.968	54.946	59.058	31.964		2:25.968
2	1:51.864	26.090	54.979	30.795	202.1	4:17.832
3	1:50.751	25.573	54.370	30.808	208.8	6:08.583
4	2:01.808	25.478	1:05.989	30.341	206.9	8:10.391
5	1:49.665	25.234	54.454	29.977	206.9	10:00.056
6	1:49.331	25.169	53.730	30.432	206.9	11:49.387
7	1:49.586	25.730	53.692	30.164	206.9	13:38.973
8	2:02.584 B	25.259	56.036	41.289	207.6	15:41.557
9	4:35.006	3:07.399	56.703	30.904		20:16.563
10	1:49.227	25.086	53.658	30.483	207.6	22:05.790
11	1:52.101	25.265	56.737	30.099	209.5	23:57.891
12	1:59.458 B	26.497	54.211	38.750	207.6	25:57.349

18 Zoe FLORESCU — ROU
Tecnicar — TATUUS T-421

Lap	Time	Sector 1	Sector 2	Sector 3	T.Spd	Elapsed
1	2:30.574	58.807	59.614	32.153		2:30.574
2	1:55.762	27.047	57.621	31.094	202.1	4:26.336
3	1:55.747	26.477	58.327	30.943	207.6	6:22.083
4	1:51.381	25.788	55.077	30.516	205.7	8:13.464
5	1:50.866	25.623	54.974	30.269	205.1	10:04.330
6	1:50.452	25.471	54.813	30.168	206.3	11:54.782
7	1:50.356	25.080	54.763	30.513	207.6	13:45.138
8	2:00.601 B	25.459	56.244	38.898	208.2	15:45.739
9	4:31.583	3:03.943	56.464	31.176		20:17.322
10	1:49.974	25.241	54.464	30.269	207.6	22:07.296
11	1:50.950	25.377	54.847	30.726	208.8	23:58.246
12	1:49.694	25.193	54.249	30.252	210.1	25:47.940

21 Borys LYZEN — POL
KCL Motorsport — TATUUS T-421

Lap	Time	Sector 1	Sector 2	Sector 3	T.Spd	Elapsed
1	2:18.683	46.726	59.957	32.000		2:18.683
2	1:52.825	26.466	55.659	30.700	201.5	4:11.508
3	1:49.969	25.527	54.210	30.232	205.1	6:01.477
4	1:49.277	25.331	54.082	29.864	206.3	7:50.754
5	1:51.401	25.726	54.045	31.630	208.8	9:42.155
6	1:49.242	25.321	53.773	30.148	206.9	11:31.397
7	1:48.450	25.329	53.399	29.722	206.3	13:19.847
8	2:02.926 B	25.077	55.152	42.697	207.6	15:22.773
9	4:40.488	3:14.475	54.069	31.944		20:03.261
10	1:48.227	25.020	53.425	29.782	206.9	21:51.488
11	1:48.965	25.102	53.500	30.363	207.6	23:40.453
12	1:47.820	24.959	53.239	29.622	208.2	25:28.273

22 Vivek KANTHAN — USA
Griffin Core — TATUUS T-421

Lap	Time	Sector 1	Sector 2	Sector 3	T.Spd	Elapsed
1	2:01.860	32.590	57.874	31.396		2:01.860
2	1:52.179	26.626	55.235	30.318	203.9	3:54.039
3	1:52.613	25.459	56.371	30.783	203.9	5:46.652
4	1:49.147	25.255	54.044	29.848	208.2	7:35.799
5	1:48.148	24.892	53.459	29.797	206.3	9:23.947
6	1:48.383	25.059	53.263	30.061	207.6	11:12.330
7	1:47.933	24.929	53.258	29.746	207.6	13:00.263
8	2:05.592 B	25.152	55.036	45.404	206.9	15:05.855
9	4:46.849	3:22.220	54.662	29.967		19:52.704
10	1:47.723	24.929	53.147	29.647	205.7	21:40.427
11	1:47.521	24.687	53.219	29.615	206.9	23:27.948
12	1:47.140	24.750	52.915	29.475	210.1	25:15.088

23 Rocco CORONEL — NLD
MP Motorsport — TATUUS T-421

Lap	Time	Sector 1	Sector 2	Sector 3	T.Spd	Elapsed
1	2:10.157	41.452	57.704	31.001		2:10.157
2	1:51.402	25.947	55.233	30.222	203.3	4:01.559
3	1:51.733	25.728	54.407	31.598	205.1	5:53.292
4	1:49.559	25.660	53.728	30.171	197.5	7:42.851
5	1:49.416	25.540	53.784	30.092	206.3	9:32.267
6	1:51.927	25.276	56.201	30.450	206.3	11:24.194
7	1:48.640	24.983	53.550	30.107	205.7	13:12.834
8	2:04.361 B	24.982	58.087	41.292	204.5	15:17.195
9	4:43.227	3:18.923	54.229	30.075		20:00.422
10	1:48.729	24.923	53.847	29.959	205.7	21:49.151
11	1:48.331	24.840	53.602	29.889	206.3	23:37.482
12	1:48.108	24.799	53.455	29.854	206.9	25:25.590

24 Beau LOWETTE — BEL
TC Racing — TATUUS T-421

Lap	Time	Sector 1	Sector 2	Sector 3	T.Spd	Elapsed
1	2:42.271 B	1:03.236	1:00.017	39.018		2:42.271
2	2:17.896	49.229	57.782	30.885		5:00.167
3	1:53.160	26.573	56.226	30.361	206.9	6:53.327
4	1:51.374	25.671	55.474	30.229	206.3	8:44.701
5	1:50.147	25.469	54.602	30.076	203.9	10:34.848
6	1:50.489	25.840	54.581	30.068	208.8	12:25.337
7	2:00.903 B	25.994	55.365	39.544	209.5	14:26.240
8	5:52.406	4:26.147	55.449	30.810		20:18.646
9	1:49.919	25.429	54.366	30.124	206.9	22:08.565
10	1:49.962	25.162	54.501	30.299	206.9	23:58.527
11	1:49.875	25.431	54.458	29.986	213.3	25:48.402

25 Aleix PIÑERA — ESP
Tecnicar — TATUUS T-421

Lap	Time	Sector 1	Sector 2	Sector 3	T.Spd	Elapsed
1	2:29.334	57.163	59.765	32.406		2:29.334
2	1:53.341	26.255	55.388	31.698	203.3	4:22.675
3	1:50.259	25.409	54.503	30.347	205.1	6:12.934
4	1:52.046	27.886	54.089	30.071	208.2	8:04.980
5	1:51.697	25.529	55.586	30.582	210.1	9:56.677
6	1:55.643 B	25.492	54.031	36.120	208.2	11:52.320
7	3:16.715 B	1:36.856	55.440	44.419		15:09.035

Real Federación Española de Automovilismo



F4Spain
ROUND 1 - VALENCIA
Qualifying 2

Sector Analysis

__ Invalidated Lap Personal Best Session Best **B** Crossing the pit lane

Lap	Time	Sector 1	Sector 2	Sector 3	T.Spd	Elapsed
8	5:04.442	3:38.806	54.794	30.842		20:13.477
9	1:51.642	26.278	54.931	30.433	206.9	22:05.119
10	1:49.669	25.353	54.039	30.277	206.9	23:54.788
11	1:50.214	25.380	54.525	30.309	210.1	25:45.002

27 Alexander CHARTIER — ITA
Monlau Motorsport — TATUUS T-421

Lap	Time	Sector 1	Sector 2	Sector 3	T.Spd	Elapsed
1	2:39.745	1:07.052	1:00.256	32.437		2:39.745
2	1:53.782	27.293	56.029	30.460	181.4	4:33.527
3	1:51.691	25.697	55.332	30.662	206.3	6:25.218
4	1:51.026	25.683	55.232	30.111	205.7	8:16.244
5	1:50.838	25.297	54.958	30.583	207.6	10:07.082
6	1:50.058	25.220	54.671	30.167	205.7	11:57.140
7	1:50.672	25.331	54.898	30.443	210.1	13:47.812
8	1:59.485 B	25.250	55.030	39.205	206.9	15:47.297
9	4:50.349	3:23.031	57.040	30.278		20:37.646
10	1:51.168	26.233	54.922	30.013	206.9	22:28.814
11	1:49.516	25.354	54.242	29.920	207.6	24:18.330

28 Max RADECK — PRT
DXR — TATUUS T-421

Lap	Time	Sector 1	Sector 2	Sector 3	T.Spd	Elapsed
1	2:29.667	54.689	1:02.220	32.758		2:29.667
2	1:56.049	27.338	57.675	31.036	203.9	4:25.716
3	1:54.875	26.526	57.489	30.860	205.7	6:20.591
4	1:53.077	26.044	55.650	31.383	205.7	8:13.668
5	1:52.163	26.077	55.448	30.638	212.0	10:05.831
6	1:50.902	25.722	54.809	30.371	215.3	11:56.733
7	1:55.402	25.579	58.667	31.156	209.5	13:52.135
8	2:03.567 B	26.567	57.259	39.741	210.7	15:55.702
9	4:17.209	2:49.824	56.830	30.555		20:12.911
10	1:53.842	26.089	55.980	31.773	210.1	22:06.753
11	1:56.812	25.765	56.872	34.175	208.2	24:03.565

32 Simón BULBARELLA — ARG
Drivex — TATUUS T-421

Lap	Time	Sector 1	Sector 2	Sector 3	T.Spd	Elapsed
1	2:22.468	51.458	59.473	31.537		2:22.468
2	1:55.252	26.500	56.613	32.139	203.9	4:17.720
3	1:52.447	26.533	55.314	30.600	206.9	6:10.167
4	1:54.227	27.647	56.265	30.315	209.5	8:04.394
5	1:50.558	25.438	54.814	30.306	205.7	9:54.952
6	1:49.724	25.175	54.352	30.197	206.3	11:44.676
7	1:49.417	25.130	54.164	30.123	206.3	13:34.093
8	2:05.704 B	27.087	57.932	40.685	205.7	15:39.797
9	4:28.882	3:02.267	55.189	31.426		20:08.679
10	1:49.189	25.223	54.008	29.958	208.2	21:57.868
11	1:49.366	25.172	54.022	30.172	208.2	23:47.234
12	1:49.177	25.188	54.156	29.833	207.6	25:36.411

37 Ty FISHER — CAN
Griffin Core — TATUUS T-421

Lap	Time	Sector 1	Sector 2	Sector 3	T.Spd	Elapsed
1	2:05.048	35.281	57.966	31.801		2:05.048
2	1:50.503	26.393	54.088	30.022	200.9	3:55.551
3	1:49.348	25.392	53.835	30.121	209.5	5:44.899
4	1:49.466	25.555	53.866	30.045	207.6	7:34.365
5	1:48.435	25.058	53.503	29.874	205.7	9:22.800
6	1:50.513	25.081	54.107	31.325	207.6	11:13.313
7	1:48.207	24.915	53.234	30.058	206.3	13:01.520
8	2:05.704 B	24.922	55.335	45.447	205.7	15:07.224
9	4:47.025	3:21.988	54.473	30.564		19:54.249
10	1:48.006	24.891	53.211	29.904	207.6	21:42.255
11	1:48.021	25.028	53.203	29.790	205.7	23:30.276
12	1:48.387	25.005	53.363	30.019	206.9	25:18.663

38 Daniel KELLEHER — IRE
Campos Racing — TATUUS T-421

Lap	Time	Sector 1	Sector 2	Sector 3	T.Spd	Elapsed
1	2:08.454	39.790	57.386	31.278		2:08.454
2	1:52.181	27.043	54.887	30.251	204.5	4:00.635
3	1:50.998	25.977	54.584	30.437	206.3	5:51.633
4	1:49.396	25.385	53.935	30.076	202.7	7:41.029
5	1:49.370	25.324	54.020	30.026	209.5	9:30.399
6	1:51.590	26.337	54.171	31.082	208.8	11:21.989
7	1:49.554	25.275	53.973	30.306	206.3	13:11.543
8	2:04.046 B	25.146	55.433	43.467	207.6	15:15.589
9	4:39.768	3:14.274	54.374	31.120		19:55.357
10	1:48.647	25.127	53.570	29.950	207.6	21:44.004
11	1:48.366	24.932	53.438	29.996	205.7	23:32.370
12	1:48.281	25.159	53.213	29.909	207.6	25:20.651

39 Louis COCHET — NLD
KCL Motorsport — TATUUS T-421

Lap	Time	Sector 1	Sector 2	Sector 3	T.Spd	Elapsed
1	2:19.699	47.168	1:00.656	31.875		2:19.699
2	1:55.754	27.458	57.179	31.117	203.9	4:15.453
3	1:53.086	26.228	55.776	31.082	204.5	6:08.539
4	1:53.256	27.575	55.085	30.596	204.5	8:01.795
5	1:52.752	25.566	54.967	32.219	205.7	9:54.547
6	1:51.017	26.466	54.395	30.156	175.0	11:45.564
7	1:49.473	25.347	54.031	30.095	206.3	13:35.037
8	2:03.016 B	25.579	57.752	39.685	207.6	15:38.053
9	5:06.964	3:37.320	54.992	34.652		20:45.017
10	1:49.891	25.406	54.428	30.057	205.7	22:34.908
11	1:49.346	25.343	53.953	30.050	205.7	24:24.254

40 Kasper SCHORMANS — NLD
MP Motorsport — TATUUS T-421

Lap	Time	Sector 1	Sector 2	Sector 3	T.Spd	Elapsed
1	2:10.721	42.138	57.651	30.932		2:10.721
2	1:51.457	26.207	55.049	30.201	206.9	4:02.178
3	1:49.930	25.513	54.424	29.993	206.3	5:52.108
4	1:49.574	25.335	54.130	30.109	207.6	7:41.682
5	1:49.251	25.256	54.022	29.973	208.2	9:30.933
6	1:49.282	25.328	54.002	29.952	208.8	11:20.215
7	1:48.789	24.975	53.785	30.029	206.3	13:09.004
8	2:03.683 B	25.183	57.194	41.306	205.7	15:12.687
9	4:48.654	3:24.031	53.994	30.629		20:01.341
10	1:48.531	25.019	53.575	29.937	208.8	21:49.872
11	1:48.201	24.864	53.545	29.792	208.2	23:38.073
12	1:48.680	24.941	53.448	30.291	210.1	25:26.753

44 Elliot KACZYNSKI — SWE
Drivex — TATUUS T-421

Lap	Time	Sector 1	Sector 2	Sector 3	T.Spd	Elapsed
1	2:23.200	52.618	58.843	31.739		2:23.200
2	1:53.491	26.408	56.167	30.916	205.1	4:16.691
3	1:51.242	25.718	54.854	30.670	204.5	6:07.933
4	1:50.286	25.417	54.533	30.336	204.5	7:58.219
5	1:49.598	25.280	54.057	30.261	206.3	9:47.817

Real Federación Española de Automovilismo



F4Spain
ROUND 1 - VALENCIA
Qualifying 2

Sector Analysis

__ Invalidated Lap Personal Best Session Best **B** Crossing the pit lane

Lap	Time	Sector 1	Sector 2	Sector 3	T.Spd	Elapsed
6	1:49.293	25.416	53.960	29.917	206.9	11:37.110
7	1:51.193	27.153	54.102	29.938	205.1	13:28.303
8	2:04.627 **B**	25.085	57.282	42.260	207.6	15:32.930
9	4:34.419	3:08.376	55.111	30.932		20:07.349
10	1:48.833	25.178	53.792	29.863	206.3	21:56.182
11	1:48.678	24.891	53.831	29.956	206.9	23:44.860
12	1:48.713	25.232	53.696	29.785	209.5	25:33.573

46 **Nathan TYE** GBR
Drivex TATUUS T-421

Lap	Time	Sector 1	Sector 2	Sector 3	T.Spd	Elapsed
1	2:20.148	50.177	58.381	31.590		2:20.148
2	1:52.666	26.788	55.521	30.357	204.5	4:12.814
3	1:51.217	25.754	54.764	30.699	203.3	6:04.031
4	1:50.200	25.488	54.204	30.508	203.3	7:54.231
5	1:50.068	25.179	54.528	30.361	202.7	9:44.299
6	1:48.773	25.100	53.533	30.140	205.1	11:33.072
7	1:48.844	25.101	53.582	30.161	204.5	13:21.916
8	2:03.564 **B**	25.402	57.251	40.911	207.6	15:25.480
9	4:39.299	3:14.618	53.997	30.684		20:04.779
10	1:48.684	25.073	53.738	29.873	206.9	21:53.463
11	1:48.478	25.033	53.597	29.848	208.2	23:41.941
12	1:47.941	24.918	53.347	29.676	205.7	25:29.882

71 **Sam URUS** MCO
DXR TATUUS T-421

Lap	Time	Sector 1	Sector 2	Sector 3	T.Spd	Elapsed
1	2:55.977	1:19.465	1:03.592	32.920		2:55.977
2	1:57.724	27.832	58.309	31.583	200.9	4:53.701
3	1:54.568	26.933	56.393	31.242	202.1	6:48.269
4	1:52.419	25.946	55.398	31.075	203.3	8:40.688
5	1:52.554	25.656	56.222	30.676	205.1	10:33.242
6	1:56.416	28.480	57.001	30.935	206.3	12:29.658
7	2:00.254 **B**	25.833	55.116	39.305	205.7	14:29.912
8	5:42.583	4:15.039	56.736	30.808		20:12.495
9	1:51.525	25.855	55.260	30.410	206.3	22:04.020
10	1:50.443	25.599	54.414	30.430	205.1	23:54.463
11	1:52.492	25.292	54.356	32.844	205.1	25:46.955

73 **Fausto ARNAUDO** ARG
Monlau Motorsport TATUUS T-421

Lap	Time	Sector 1	Sector 2	Sector 3	T.Spd	Elapsed
1	2:37.012	1:04.661	1:00.774	31.577		2:37.012
2	1:54.622	26.927	56.731	30.964	195.8	4:31.634
3	1:52.200	26.099	55.639	30.462	203.3	6:23.834
4	1:51.435	25.952	54.923	30.560	205.7	8:15.269
5	1:57.166	25.621	55.013	36.532	206.9	10:12.435
6	1:55.754	29.519	55.036	31.199	181.4	12:08.189
7	1:51.638	26.748	54.653	30.237	206.9	13:59.827
8	2:01.040 **B**	25.790	55.476	39.774	206.3	16:00.867
9	4:30.432	3:00.519	59.731	30.182		20:31.299
10	1:49.836	25.633	54.279	29.924	206.9	22:21.135
11	1:59.175 **B**	27.584	55.222	36.369	206.3	24:20.310

74 **Pablo RICCOBONO** ESP
GRS Team TATUUS T-421

Lap	Time	Sector 1	Sector 2	Sector 3	T.Spd	Elapsed
1	2:42.013	1:11.241	58.640	32.132		2:42.013
2	1:54.747	26.954	56.583	31.210	206.3	4:36.760
3	1:51.642	25.934	55.146	30.562	204.5	6:28.402
4	1:50.019	25.416	54.516	30.087	206.9	8:18.421
5	1:50.382	25.808	54.326	30.248	214.7	10:08.803
6	1:49.884	25.237	54.453	30.194	206.3	11:58.687
7	1:50.549	25.791	54.625	30.133	206.9	13:49.236
8	2:00.964 **B**	25.711	55.215	40.038	206.3	15:50.200
9	4:32.152	3:06.373	55.078	30.701		20:22.352
10	1:49.848	25.267	54.376	30.205	210.1	22:12.200
11	1:49.446	25.037	54.236	30.173	206.9	24:01.646
12	1:49.546	25.255	54.130	30.161	208.2	25:51.192

77 **Andrej PETROVIC** SRB
T-Code by Amtog TATUUS T-421

Lap	Time	Sector 1	Sector 2	Sector 3	T.Spd	Elapsed
1	2:28.487	56.181	1:00.459	31.847		2:28.487
2	1:52.961	26.345	55.962	30.654	201.5	4:21.448
3	1:50.347	25.825	54.407	30.115	205.7	6:11.795
4	1:50.417	25.406	54.972	30.039	207.6	8:02.212
5	1:49.729	25.427	54.309	29.993	209.5	9:51.941
6	1:49.393	25.232	54.043	30.118	207.6	11:41.334
7	1:49.075	25.294	53.726	30.055	208.2	13:30.409
8	2:06.418 **B**	25.401	57.007	44.010	206.9	15:36.827
9	4:34.005	3:09.217	54.678	30.110		20:10.832
10	1:49.114	25.590	53.826	29.698	208.2	21:59.946
11	1:48.864	25.158	53.887	29.819	208.8	23:48.810
12	1:48.762	25.310	53.636	29.816	208.8	25:37.572

78 **Maria NETO** PRT
TC Racing TATUUS T-421

Lap	Time	Sector 1	Sector 2	Sector 3	T.Spd	Elapsed
1	3:40.607 **B**	1:21.048	1:21.287	58.272		3:40.607
2	7:43.732 **B**	5:20.355	1:25.044	58.333		11:24.339

80 **Sebastián FRIGOLET** MEX
DXR TATUUS T-421

Lap	Time	Sector 1	Sector 2	Sector 3	T.Spd	Elapsed
1	2:25.973	53.502	1:00.121	32.350		2:25.973
2	1:57.338	27.061	56.894	33.383	195.8	4:23.311
3	1:53.654	26.096	55.980	31.578	204.5	6:16.965
4	1:53.956	26.043	56.556	31.357	203.3	8:10.921
5	1:51.538	25.676	55.200	30.662	207.6	10:02.459
6	1:51.249	25.597	54.978	30.674	205.7	11:53.708
7	1:50.227	25.077	54.349	30.801	205.1	13:43.935
8	2:00.747 **B**	25.340	55.581	39.826	204.5	15:44.682
9	4:25.074	2:58.388	55.396	31.290		20:09.756
10	2:05.189	25.478	1:09.165	30.546	205.7	22:14.945
11	1:50.121	25.242	54.482	30.397	206.3	24:05.066

81 **Noah MONTEIRO** PRT
Griffin Core TATUUS T-421

Lap	Time	Sector 1	Sector 2	Sector 3	T.Spd	Elapsed
1	2:03.267	33.896	57.868	31.503		2:03.267
2	1:51.212	25.922	55.053	30.237	202.7	3:54.479
3	1:49.675	25.517	53.995	30.163	206.9	5:44.154
4	1:48.431	25.098	53.562	29.771	205.7	7:32.585
5	1:48.296	24.846	53.644	29.806	205.7	9:20.881
6	1:48.389	25.175	53.411	29.803	205.7	11:09.270
7	1:48.228	25.106	53.369	29.753	206.9	12:57.498
8	2:06.914 **B**	24.862	54.396	47.656	205.7	15:04.412
9	4:45.818	3:22.601	53.493	29.724		19:50.230
10	1:47.861	25.016	53.196	29.649	206.3	21:38.091
11	1:47.862	25.024	53.170	29.668	205.7	23:25.953
12	1:47.313	24.785	52.879	29.649	205.7	25:13.266

Real Federación Española de Automovilismo



F4Spain
ROUND 1 - VALENCIA
Qualifying 2

Sector Analysis

__ Invalidated Lap Personal Best Session Best **B** Crossing the pit lane

83 Alfons MIETTINEN — FIN
GRS Team — TATUUS T-421

Lap	Time	Sector 1	Sector 2	Sector 3	T.Spd	Elapsed
1	2:57.936	1:15.996	1:07.319	34.621		2:57.936
2	2:01.688	29.457	1:00.427	31.804	186.3	4:59.624
3	1:57.100	28.045	57.762	31.293	202.7	6:56.724
4	1:53.228	26.092	56.426	30.710	205.7	8:49.952
5	1:52.937	25.638	56.368	30.931	206.9	10:42.889
6	1:52.698	25.622	56.357	30.719	204.5	12:35.587
7	2:04.399 **B**	25.546	55.832	43.021	205.1	14:39.986
8	5:46.145	4:19.356	55.927	30.862		20:26.131
9	1:52.173	25.726	55.855	30.592	207.6	22:18.304
10	1:51.773	25.840	55.383	30.550	208.8	24:10.077

88 Miki BLASCOS — ESP
Monlau Motorsport — TATUUS T-421

Lap	Time	Sector 1	Sector 2	Sector 3	T.Spd	Elapsed
1	2:34.596	1:02.867	59.477	32.252		2:34.596
2	1:52.740	26.362	55.697	30.681	203.9	4:27.336
3	1:51.131	25.704	55.177	30.250	208.2	6:18.467
4	1:50.198	25.276	54.853	30.069	208.2	8:08.665
5	1:49.297	25.099	54.243	29.955	208.2	9:57.962
6	1:53.493	25.223	53.987	34.283	208.8	11:51.455
7	1:49.114	25.162	54.020	29.932	208.8	13:40.569
8	2:02.693 **B**	25.379	55.581	41.733	208.2	15:43.262
9	4:50.962	3:20.480	57.903	32.579		20:34.224
10	1:48.655	25.200	53.736	29.719	208.8	22:22.879
11	1:49.258	25.347	53.999	29.912	209.5	24:12.137

94 Jorden MOODLEY — ZAF
G4 Racing — TATUUS T-421

Lap	Time	Sector 1	Sector 2	Sector 3	T.Spd	Elapsed
1	2:48.312	1:15.463	59.696	33.153		2:48.312
2	1:57.705	27.963	58.227	31.515	199.8	4:46.017
3	1:53.290	26.536	55.987	30.767	202.7	6:39.307
4	1:54.177	28.333	55.414	30.430	203.9	8:33.484
5	1:59.458	26.212	1:02.197	31.049	204.5	10:32.942
6	1:51.658	25.828	55.457	30.373	205.1	12:24.600
7	2:02.727 **B**	26.847	55.736	40.144	205.7	14:27.327
8	5:55.731	4:28.185	55.937	31.609		20:23.058
9	1:53.182	25.699	56.456	31.027	207.6	22:16.240
10	1:50.798	25.601	54.850	30.347	205.7	24:07.038

Real Federación Española de Automovilismo