

F4Spain

ROUND 1 - VALENCIA

Race 3

Sector Analysis


— Invalidated Lap

■ Personal Best

■ Session Best

■ Crossing the pit lane


Lap	Time	Sector 1	Sector 2	Sector 3	T.Sp	Elapsed	Lap	Time	Sector 1	Sector 2	Sector 3	T.Sp	Elapsed	
5	Sandro PEREZ ESP							15	<u>1:36.856</u>	22.547	<u>47.886</u>	26.423	216.0	29:26.957
	TC Racing TATUUS T-421							16	1:35.433	22.128	46.883	26.422	211.4	31:02.390
								17	1:35.412	22.109	46.960	26.343	213.3	32:37.802
1	1:50.603	33.465	49.857	27.281		1:50.603								
2	<u>2:35.672</u>	23.047	<u>1:45.183</u>	27.442	214.0	4:26.275								
3	<u>1:43.206</u>	22.787	<u>47.830</u>	32.589	207.6	6:09.481								
4	2:26.348	35.971	1:04.782	45.595	85.3	8:35.829								
5	<u>1:37.360</u>	23.159	<u>47.503</u>	26.698	214.0	10:13.189								
6	1:38.510	22.851	48.207	27.452	218.0	11:51.699								
7	2:10.263	23.869	1:06.874	39.520	212.7	14:01.962								
8	2:17.064	29.936	1:04.566	42.562	136.3	16:19.026								
9	1:38.548	23.250	48.190	27.108	209.5	17:57.574								
10	<u>1:37.443</u>	22.199	<u>47.360</u>	27.884	218.7	19:35.017								
11	1:48.716	22.626	48.512	37.578	214.0	21:23.733								
12	2:26.793	33.029	1:03.577	50.187	148.0	23:50.526								
13	2:26.759	41.264	1:01.539	43.956	97.1	26:17.285								
14	1:37.397	22.740	47.676	26.981	215.3	27:54.682								
15	<u>1:37.180</u>	<u>23.173</u>	<u>47.462</u>	26.545	216.0	29:31.862								
16	1:36.927	22.484	47.399	27.044	210.7	31:08.789								
17	<u>1:35.936</u>	<u>22.356</u>	47.128	26.452	216.0	32:44.725								
7	Felipe REIJS NLD													
	MP Motorsport TATUUS T-421													
1	1:48.124	31.805	49.253	27.066		1:48.124								
2	1:46.349	23.184	48.940	34.225	218.7	3:34.473								
3	2:21.406	32.525	1:13.575	35.306	144.0	5:55.879								
4	2:33.604	37.982	1:06.614	49.008	87.9	8:29.483								
5	1:37.886	23.372	47.860	26.654	209.5	10:07.369								
6	1:36.336	22.451	47.234	26.651	210.1	11:43.705								
7	2:09.601	24.546	1:06.533	38.522	213.3	13:53.306								
8	2:21.688	30.563	1:05.069	46.056	160.7	16:14.994								
9	1:37.988	22.674	47.770	27.544	214.7	17:52.982								
10	1:37.402	22.884	47.850	26.668	217.4	19:30.384								
11	1:45.753	22.295	47.073	36.385	214.0	21:16.137								
12	2:26.146	34.657	1:04.101	47.388	166.6	23:42.283								
13	2:32.099	42.189	1:03.113	46.797	83.0	26:14.382								
14	1:36.908	22.403	47.691	26.814	216.0	27:51.290								
15	1:37.362	22.420	47.964	26.978	214.0	29:28.652								
16	<u>1:36.407</u>	<u>22.526</u>	47.287	26.594	212.0	31:05.059								
17	1:35.927	22.363	47.057	26.507	210.1	32:40.986								
8	Jacob MICALLEF MLT													
	Campos Racing TATUUS T-421													
1	1:46.980	30.652	48.682	27.646		1:46.980								
2	<u>1:43.119</u>	<u>23.230</u>	47.468	32.421	212.0	3:30.099								
3	2:21.184	32.561	1:12.057	36.566	123.6	5:51.283								
4	2:35.543	36.424	1:07.854	51.265	79.4	8:26.826								
5	<u>1:37.224</u>	22.620	<u>47.880</u>	26.724	214.7	10:04.050								
6	1:36.057	22.482	47.133	26.442	216.7	11:40.107								
7	2:07.468	23.261	1:06.212	37.995	213.3	13:47.575								
8	2:25.116	31.363	1:05.356	48.397	148.0	16:12.691								
9	1:38.140	22.644	47.666	27.830	213.3	17:50.831								
10	<u>1:37.130</u>	<u>23.111</u>	47.435	26.584	216.0	19:27.961								
11	1:45.037	22.444	46.932	35.661	214.7	21:12.998								
12	2:27.458	35.708	1:03.993	47.757	137.4	23:40.456								
13	2:32.605	41.584	1:03.279	47.742	90.5	26:13.061								
14	1:37.040	22.551	47.860	26.629	220.1	27:50.101								
9	Jean Paul KARRAS GRC													
	G4 Racing TATUUS T-421													
1	1:49.902	32.737	49.800	27.365		1:49.902								
2	1:46.578	22.611	48.501	35.466	216.7	3:36.480								
3	2:20.970	32.071	1:13.710	35.189	142.8	5:57.450								
4	2:32.858	38.204	1:06.882	47.772	82.6	8:30.308								
5	1:38.586	23.000	48.745	26.841	212.0	10:08.894								
6	2:01.693	45.127	48.714	27.852	212.7	12:10.587								
7	<u>1:53.714</u>	22.337	<u>51.856</u>	39.521	208.8	14:04.301								
8	2:16.111	29.200	1:04.868	42.043	123.0	16:20.412								
9	1:37.518	22.565	47.737	27.216	214.0	17:57.930								
10	1:37.155	22.423	47.456	27.276	216.7	19:35.085								
11	1:49.400	22.959	48.451	37.990	208.8	21:24.485								
12	2:27.300	33.338	1:03.559	50.403	147.4	23:51.785								
13	2:25.964	41.570	1:00.724	43.670	72.5	26:17.749								
14	1:37.445	22.769	47.831	26.845		27:55.194								
15	1:37.975	22.982	48.092	26.901	209.5	29:33.169								
16	<u>1:37.127</u>	<u>22.551</u>	47.647	26.929	213.3	31:10.296								
17	1:37.461	22.516	47.882	27.063		32:47.757								
10	Luna FLUXÁ ESP													
	Campos Racing TATUUS T-421													
1	1:45.611	29.679	48.996	26.936		1:45.611								
11	Rahim ALIBHAI USA													
	Monlau Motorsport TATUUS T-421													
1	1:47.307	30.820	48.998	27.489		1:47.307								
2	1:44.968	23.365	48.649	32.954	214.7	3:32.275								
3	2:21.336	32.833	1:12.874	35.629	139.4	5:53.611								
4	2:34.591	37.391	1:07.026	50.174	92.2	8:28.202								
5	1:37.198	22.678	47.721	26.799	212.7	10:05.400								
6	1:37.930	23.202	48.103	26.625	207.6	11:43.330								
7	2:09.259	24.042	1:06.752	38.465	212.7	13:52.589								
8	2:22.105	30.748	1:04.947	46.410	147.7	16:14.694								
9	<u>1:38.183</u>	22.551	<u>47.975</u>	27.657	212.7	17:52.877								
10	1:36.531	22.580	47.340	26.611	218.0	19:29.408								
11	1:44.513	22.384	47.208	34.921	211.4	21:13.921								
12	2:27.209	35.428	1:04.147	47.634	148.6	23:41.130								
13	2:32.369	41.756	1:03.040	47.573	81.0	26:13.499								
14	<u>1:36.940</u>	22.575	<u>47.771</u>	26.594	213.3	27:50.439								
15	1:37.548	22.479	48.353	26.716	215.3	29:27.987								
16	<u>1:36.185</u>	<u>22.302</u>	47.182	26.701	212.0	31:04.172								
17	1:36.294	22.437	47.266	26.591	210.1	32:40.466								
12	Philippe Armand KARRAS GRC													
	G4 Racing TATUUS T-421													
1	1:50.340	33.077	49.907	27.356		1:50.340								
2	<u>1:48.224</u>	<u>22.906</u>	48.473	36.845	212.0	3:38.564								
3	2:21.417	32.093	1:13.568	35.756	158.5	5:59.981								
4	2:32.041	38.063	1:06.437	47.541	84.7	8:32.022								
5	1:38.209	23.045	48.253	26.911	210.1	10:10.231								
6	<u>1:37.593</u>	<u>22.862</u>	47.481	27.250	211.4	11:47.824								
7	2:08.469	23.927	1:06.416	38.126	210.1	13:56.293								



F4Spain ROUND 1 - VALENCIA Race 3

Sector Analysis

_ Invalidated Lap							■ Personal Best		■ Session Best		■ Crossing the pit lane		
Lap	Time	Sector 1	Sector 2	Sector 3	T.Sp	Elapsed	Lap	Time	Sector 1	Sector 2	Sector 3	T.Sp	Elapsed
8	2:20.630	31.233	1:04.288	45.109	160.0	16:16.923	5	1:36.851	22.474	47.583	26.794	212.7	10:04.754
9	1:38.117	22.573	47.738	27.806	214.0	17:55.040	6	1:36.254	22.516	47.192	26.546	215.3	11:41.008
10	<u>1:39.546</u>	22.699	<u>49.153</u>	27.694	218.0	19:34.586	7	2:08.597	23.804	1:07.591	37.202	216.0	13:49.605
11	1:47.902	22.599	47.936	37.367	211.4	21:22.488	8	2:23.881	31.383	1:05.272	47.226	145.8	16:13.486
12	2:26.951	33.379	1:03.401	50.171	155.0	23:49.439	9	<u>1:37.409</u>	<u>22.581</u>	48.012	26.816	216.7	17:50.895
13	2:27.209	41.180	1:01.150	44.879	84.6	26:16.648	10	1:36.311	22.752	47.200	26.359	212.0	19:27.206
14	1:38.047	22.692	47.872	27.483	214.7	27:54.695	11	1:45.228	22.779	46.776	35.673	217.4	21:12.434
15	<u>1:37.781</u>	<u>23.224</u>	47.966	26.591	212.0	29:32.476	12	2:27.349	35.712	1:03.990	47.647	138.0	23:39.783
16	1:36.590	22.328	47.602	26.660	214.0	31:09.066	13	2:33.118	41.619	1:03.132	48.367	80.0	26:12.901
17	1:36.882	22.627	47.583	26.672	216.7	32:45.948	14	1:36.556	22.379	47.464	26.713	216.7	27:49.457
13 Rodrigo MARTÍNEZ MEX							18 Zoe FLORESCU ROU						
Tecnicar TATUUS T-421							Tecnicar TATUUS T-421						
1	1:53.842	35.219	50.740	27.883		1:53.842	1	1:49.736	32.756	49.680	27.300		1:49.736
2	<u>1:49.641</u>	23.105	<u>51.071</u>	35.465	214.7	3:43.483	2	<u>1:47.866</u>	<u>22.969</u>	48.590	36.307	214.0	3:37.602
3	2:22.859	32.410	1:17.253	33.196	165.4	6:06.342	3	2:21.030	31.842	1:13.861	35.327	132.4	5:58.632
4	2:29.137	37.695	1:04.837	46.605	82.6	8:35.479	4	2:32.597	38.222	1:06.543	47.832	86.5	8:31.229
5	1:40.151	23.905	48.944	27.302	210.7	10:15.630	5	1:38.326	22.634	48.554	27.138	213.3	10:09.555
6	1:39.894	23.148	48.330	28.416	210.7	11:55.524	6	1:36.100	22.229	47.008	26.863	215.3	11:45.655
7	2:07.734	23.030	1:05.013	39.691	209.5	14:03.258	7	2:09.133	24.129	1:06.742	38.262	212.7	13:54.788
8	2:16.968	29.588	1:04.970	42.410	125.4	16:20.226	8	2:21.296	30.468	1:05.357	45.471	159.3	16:16.084
9	1:40.150	23.544	49.084	27.522	210.7	18:00.376	9	<u>1:37.879</u>	22.597	47.673	<u>27.609</u>	214.7	17:53.963
10	1:37.795	22.731	48.053	27.011	213.3	19:38.171	10	<u>1:38.563</u>	<u>23.320</u>	48.351	26.892	216.0	19:32.526
11	1:49.072	22.999	48.506	37.567	214.0	21:27.243	11	1:47.897	22.261	47.522	38.114	214.7	21:20.423
12	2:27.897	33.209	1:03.238	51.450	158.5	23:55.140	12	2:24.798	33.638	1:03.496	47.664	161.9	23:45.221
13	2:25.032	41.146	1:00.384	43.502	71.6	26:20.172	13	2:30.664	42.636	1:02.635	45.393	81.5	26:15.885
14	1:39.444	23.707	48.583	27.154		27:59.616	14	1:37.091	22.642	47.752	26.697	216.7	27:52.976
15	<u>1:37.712</u>	<u>22.474</u>	48.091	27.147	212.7	29:37.328	15	1:36.942	22.266	47.952	26.724	215.3	29:29.918
16	1:38.784	22.515	48.910	27.359		31:16.112	16	<u>1:37.351</u>	<u>22.648</u>	48.024	26.679	216.7	31:07.269
17	<u>1:40.931</u>	<u>22.732</u>	50.019	28.180		32:57.043	17	1:36.361	22.401	47.348	26.612		32:43.630
15 Jensen BURNETT CAN							21 Borys LYZEN POL						
KCL Motorsport TATUUS T-421							KCL Motorsport TATUUS T-421						
1	1:47.030	30.298	49.181	27.551		1:47.030	1	1:42.318	28.195	47.301	26.822		1:42.318
2	<u>1:43.635</u>	<u>23.408</u>	47.585	32.642	208.2	3:30.665	2	1:42.955	22.428	46.728	33.799	212.0	3:25.273
3	2:21.192	32.568	1:12.185	36.439	123.2	5:51.857	3	2:21.880	32.565	1:12.261	37.054	141.1	5:47.153
4	2:35.322	36.348	1:08.030	50.944	93.0	8:27.179	4	2:37.065	35.761	1:08.156	53.148	106.3	8:24.218
5	1:37.074	22.466	47.888	26.720	212.7	10:04.253	5	1:35.967	22.411	47.032	26.524	212.7	10:00.185
6	<u>1:36.157</u>	<u>22.484</u>	<u>47.211</u>	26.462	216.0	11:40.410	6	1:35.585	22.307	46.849	26.429	212.7	11:35.770
7	<u>2:07.892</u>	<u>23.386</u>	1:06.406	38.100	214.7	13:48.302	7	2:07.404	22.463	1:06.888	38.053	212.0	13:43.174
8	2:24.671	31.219	1:05.450	48.002	157.1	16:12.973	8	2:27.183	31.269	1:05.025	50.889	146.8	16:10.357
9	1:37.145	22.932	47.424	26.789	215.3	17:50.118	9	<u>1:35.737</u>	<u>22.292</u>	47.054	26.391	212.7	17:46.094
10	1:35.570	22.213	46.962	26.395	214.0	19:25.688	10	<u>1:35.313</u>	<u>22.214</u>	46.799	26.300	214.7	19:21.407
11	1:45.362	22.127	46.790	36.445	213.3	21:11.050	11	1:45.704	21.992	46.660	37.052	214.0	21:07.111
12	2:27.623	35.592	1:04.400	47.631	127.8	23:38.673	12	2:27.824	35.815	1:04.634	47.375	135.3	23:34.935
13	2:33.575	41.491	1:03.252	48.832	105.2	26:12.248	13	2:35.185	41.336	1:03.212	50.637	82.7	26:10.120
14	1:36.804	22.598	47.648	26.558	214.0	27:49.052	14	1:35.469	22.387	46.780	26.302	215.3	27:45.589
15	1:35.544	22.321	46.943	26.280	215.3	29:24.596	15	1:34.985	22.033	46.619	26.333	215.3	29:20.574
16	1:35.384	22.240	46.854	26.290	214.7	30:59.980	16	1:34.631	21.981	46.442	26.208	213.3	30:55.205
17	1:35.832	22.194	46.890	26.748	214.7	32:35.812	17	1:35.383	22.037	46.665	26.681	214.0	32:30.588
17 Nacho TUÑÓN ESP							22 Vivek KANTHAN USA						
T-Code by Amtog TATUUS T-421							Griffin Core TATUUS T-421						
1	1:47.600	31.732	48.683	27.185		1:47.600	1	1:41.709	27.866	47.109	26.734		1:41.709
2	<u>1:44.214</u>	<u>23.183</u>	48.328	32.703	215.3	3:31.814							
3	2:21.220	32.691	1:12.267	36.262	130.9	5:53.034							
4	2:34.869	36.978	1:07.484	50.407	92.4	8:27.903							



F4Spain ROUND 1 - VALENCIA Race 3

Sector Analysis


— Invalidated Lap

■ Personal Best

■ Session Best

B Crossing the pit lane

Lap	Time	Sector 1	Sector 2	Sector 3	T.Sp	Elapsed	Lap	Time	Sector 1	Sector 2	Sector 3	T.Sp	Elapsed
23 Rocco CORONEL NLD MP Motorsport TATUUS T-421													
1	1:44.880	28.962	48.710	27.208		1:44.880							
2	1:41.418	22.289	47.142	31.987	212.0	3:26.298							
3	2:21.910	32.446	1:12.214	37.250	143.1	5:48.208							
4	2:36.637	35.572	1:08.308	52.757	106.7	8:24.845							
5	1:36.666	22.680	47.307	26.679	212.7	10:01.511							
6	1:35.868	22.273	47.017	26.578	212.0	11:37.379							
7	2:06.617	22.248	1:06.405	37.964	213.3	13:43.996							
8	2:26.894	31.466	1:04.926	50.502	143.1	16:10.890							
9	1:36.607	22.653	47.417	26.537	214.0	17:47.497							
10	1:35.566	22.121	46.989	26.456	214.0	19:23.063							
11	1:45.123	22.086	46.718	36.319	212.0	21:08.186							
12	2:27.889	35.568	1:04.861	47.460	123.4	23:36.075							
13	2:34.811	41.305	1:03.202	50.304	99.5	26:10.886							
14	1:35.901	22.301	47.270	26.330	215.3	27:46.787							
15	1:35.130	22.050	46.805	26.275	213.3	29:21.917							
16	1:35.671	22.066	46.771	26.834	213.3	30:57.588							
17	1:35.732	22.508	46.778	26.446	210.1	32:33.320							
24 Beau LOWETTE BEL TC Racing TATUUS T-421													
1	1:50.608	33.339	49.811	27.458		1:50.608							
2	1:48.926	22.857	48.612	37.457	216.0	3:39.534							
3	2:21.334	32.049	1:13.692	35.593	144.3	6:00.868							
4	2:31.296	38.008	1:06.379	46.909	81.2	8:32.164							
5	1:38.272	22.959	48.505	26.808	213.3	10:10.436							
6	1:37.491	22.940	47.350	27.201	216.7	11:47.927							
7	2:08.989	24.247	1:06.537	38.205	212.7	13:56.916							
8	2:20.262	31.410	1:04.048	44.804	146.8	16:17.178							
9	1:37.393	22.558	47.528	27.307	215.3	17:54.571							
10	1:37.502	22.591	48.188	26.723	218.0	19:32.073							
11	1:47.199	22.292	47.436	37.471	214.7	21:19.272							
12	2:25.203	34.057	1:03.698	47.448	160.0	23:44.475							
13	2:31.090	42.873	1:02.445	45.772	79.2	26:15.565							
14	1:37.011	22.721	47.683	26.607	219.4	27:52.576							
15	1:37.051	22.364	47.959	26.728	218.7	29:29.627							
16	1:38.407	23.002	48.720	26.685	221.5	31:08.034							
17	1:35.838	22.298	47.089	26.451	213.3	32:43.872							
25 Aleix PIÑERA ESP Tecnicar TATUUS T-421													
1	1:48.915	32.374	49.367	27.174		1:48.915							
2	1:46.626	23.120	48.881	34.625	215.3	3:35.541							
3	2:21.299	32.217	1:13.702	35.380	141.1	5:56.840							
4	2:33.067	37.746	1:07.109	48.212	84.1	8:29.907							
5	1:38.351	23.104	48.452	26.795	210.7	10:08.258							
6	1:36.180	22.356	47.184	26.640	214.7	11:44.438							
7	2:09.631	24.656	1:06.641	38.334	216.0	13:54.069							
8	2:21.723	30.614	1:05.372	45.737	167.4	16:15.792							
9	1:37.980	22.577	47.702	27.701	212.7	17:53.772							
10	1:37.339	22.629	48.241	26.469	214.0	19:31.111							
11	1:46.262	22.338	47.348	36.576	216.0	21:17.373							
12	2:25.743	34.285	1:04.092	47.366	170.7	23:43.116							
13	2:31.836	42.385	1:03.060	46.391	80.8	26:14.952							
14	1:36.846	22.774	47.552	26.520	217.4	27:51.798							
15	1:37.404	22.742	47.669	26.993	218.0	29:29.202							
16	1:36.911	23.092	47.441	26.378	210.7	31:06.113							
17	1:36.009	22.240	47.247	26.522		32:42.122							
27 Alexander CHARTIER ITA Monlau Motorsport TATUUS T-421													
1	1:49.065	32.574	49.506	26.985		1:49.065							
2	1:47.762	23.077	49.073	35.612	216.0	3:36.827							
3	2:20.923	32.093	1:13.769	35.061	135.5	5:57.750							
4	2:32.977	38.484	1:06.766	47.727	82.1	8:30.727							
5	1:38.467	22.757	48.719	26.991	214.0	10:09.194							
6	1:43.077	28.974	47.557	26.546	214.7	11:52.271							
7	2:10.049	23.743	1:06.793	39.513	214.0	14:02.320							
8	2:16.791	29.973	1:04.823	41.995	134.0	16:19.111							
9	1:37.095	22.992	47.589	26.514	214.0	17:56.206							
10	1:38.631	22.279	48.608	27.744	216.7	19:34.837							
11	1:47.965	22.454	48.194	37.317	214.0	21:22.802							
12	2:26.919	33.460	1:03.541	49.918	154.3	23:49.721							
13	2:27.277	41.294	1:01.417	44.566	89.0	26:16.998							
14	1:37.495	22.477	47.842	27.176	214.7	27:54.493							
15	1:36.470	22.982	47.044	26.444	210.1	29:30.963							
16	1:37.497	22.267	48.431	26.799	214.0	31:08.460							
17	1:41.510	24.858	49.333	27.319	214.0	32:49.970							
28 Max RADECK PRT DXR TATUUS T-421													
1	1:52.703	34.511	50.588	27.604		1:52.703							
2	1:49.680	23.002	49.841	36.837	215.3	3:42.383							
3	2:22.017	32.447	1:15.706	33.864	166.2	6:04.400							
4	2:29.490	38.217	1:05.392	45.881	79.7	8:33.890							
5	1:38.164	22.797	48.599	26.768	215.3	10:12.054							
32 Simón BULBARELLA ARG Drivex TATUUS T-421													
1	1:48.326	31.452	49.345	27.529		1:48.326							
2	1:45.301	22.794	48.683	33.824	218.7	3:33.627							
3	2:21.696	32.898	1:12.926	35.872	146.4	5:55.323							
4	2:33.638	37.328	1:06.897	49.413	88.3	8:28.961							
5	1:37.003	22.519	47.597	26.887	214.7	10:05.964							
6	1:36.819	22.546	47.689	26.584	213.3	11:42.783							




F4Spain

ROUND 1 - VALENCIA

Race 3

Sector Analysis


_ Invalidated Lap							■ Personal Best		■ Session Best		■ Crossing the pit lane		
Lap	Time	Sector 1	Sector 2	Sector 3	T.Sp	Elapsed	Lap	Time	Sector 1	Sector 2	Sector 3	T.Sp	Elapsed
37 Ty FISHER CAN													
Griffin Core TATUUS T-421													
7	2:08.888	23.780	1:06.720	38.388	216.0	13:51.671	4	2:33.072	37.726	1:06.848	48.498	86.8	8:29.569
8	2:22.632	30.952	1:05.031	46.649	147.1	16:14.303	5	1:38.317	23.445	48.061	26.811	208.8	10:07.886
9	<u>1:37.995</u>	<u>22.519</u>	48.040	27.436	213.3	17:52.298	6	1:36.265	22.316	47.276	26.673	212.7	11:44.151
10	<u>1:47.710</u> B	<u>23.531</u>	50.089	34.090	215.3	19:40.008	7	2:09.525	24.487	1:06.511	38.527	212.7	13:53.676
11	2:18.756	1:03.816	47.909	27.031		21:58.764	8	2:21.641	30.617	1:05.114	45.910	164.2	16:15.317
12	1:57.320	23.241	47.303	46.776	211.4	23:56.084	9	1:37.973	22.607	47.776	27.590	213.3	17:53.290
13	2:24.196	40.912	1:00.411	42.873	70.7	26:20.280	10	<u>1:37.471</u>	22.730	<u>48.146</u>	26.595	214.7	19:30.761
14	1:36.735	22.829	47.256	26.650		27:57.015	11	1:46.045	22.315	47.221	36.509	214.0	21:16.806
15	<u>1:37.240</u>	<u>22.679</u>	47.494	27.067	216.0	29:34.255	12	2:25.843	34.378	1:04.187	47.278	171.5	23:42.649
16	1:36.675	22.456	47.460	26.759	213.3	31:10.930	13	2:32.008	42.187	1:03.199	46.622	81.1	26:14.657
17	1:38.745	22.828	48.755	27.162		32:49.675	14	1:36.932	22.643	47.583	26.706	216.0	27:51.589
							15	1:37.536	22.643	47.670	27.223	215.3	29:29.125
							16	1:43.907	22.589	54.292	27.026	210.1	31:13.032
							17	<u>1:37.352</u>	<u>22.441</u>	47.851	27.060	212.0	32:50.384
40 Kasper SCHORMANS NLD													
MP Motorsport TATUUS T-421													
1	1:45.489	29.360	49.004	27.125		1:45.489	1	1:45.249	29.494	48.514	27.241		1:45.249
2	1:43.190	22.821	48.718	31.651	216.7	3:28.679	2	1:41.487	22.486	47.089	31.912	212.7	3:26.736
3	2:21.321	32.150	1:12.405	36.766	132.2	5:50.000	3	2:21.832	32.507	1:12.364	36.961	144.9	5:48.568
4	2:36.215	35.805	1:08.268	52.142	96.5	8:26.215	4	2:36.734	35.643	1:08.334	52.757	118.2	8:25.302
5	1:37.060	22.795	47.640	26.625	214.7	10:03.275	5	1:36.730	22.467	47.513	26.750	212.7	10:02.032
6	1:35.781	22.471	46.974	26.336	216.7	11:39.056	6	1:35.825	22.361	46.951	26.513	214.0	11:37.857
7	2:07.201	23.122	1:06.158	37.921	216.0	13:46.257	7	<u>2:06.717</u>	<u>22.325</u>	1:06.331	38.061	212.0	13:44.574
8	2:25.774	31.216	1:05.124	49.434	149.6	16:12.031	8	2:26.540	31.262	1:05.137	50.141	152.2	16:11.114
9	<u>1:38.489</u>	<u>22.579</u>	47.766	28.144	216.7	17:50.520	9	<u>1:37.668</u>	<u>22.648</u>	48.240	26.780	216.0	17:48.782
10	<u>1:35.918</u>	22.514	<u>47.041</u>	26.363	212.0	19:26.438	10	1:35.814	22.508	46.781	26.525	212.7	19:24.596
11	<u>1:45.398</u>	<u>22.128</u>	46.894	36.376	215.3	21:11.836	11	1:44.802	22.120	46.658	36.024	214.0	21:09.398
12	2:27.306	35.489	1:04.267	47.550	132.2	23:39.142	12	2:27.895	35.713	1:04.563	47.619	112.8	23:37.293
13	2:33.371	41.655	1:03.212	48.504	85.8	26:12.513	13	2:34.209	41.602	1:02.724	49.883	108.0	26:11.502
14	1:37.195	22.920	47.637	26.638	218.7	27:49.708	14	<u>1:36.725</u>	<u>22.768</u>	47.500	26.457	214.7	27:48.227
15	<u>1:37.670</u>	<u>22.986</u>	48.182	26.502	217.4	29:27.378	15	1:35.414	22.226	46.763	26.425	216.0	29:23.641
16	1:35.740	22.284	47.017	26.439	213.3	31:03.118	16	1:35.116	22.177	46.620	26.319	214.0	30:58.757
17	1:35.757	22.179	47.036	26.542	215.3	32:38.875	17	1:35.279	22.205	46.790	26.284	212.7	32:34.036
38 Daniel KELLEHER IRE													
Campos Racing TATUUS T-421													
1	1:46.420	30.132	49.050	27.238		1:46.420	1	1:47.502	31.052	48.951	27.499		1:47.502
2	<u>1:42.835</u>	22.974	<u>47.819</u>	32.042	212.7	3:29.255	2	1:43.929	23.148	47.699	33.082	217.4	3:31.431
3	2:21.280	32.468	1:12.283	36.529	123.6	5:50.535	3	2:21.238	32.225	1:12.454	36.559	130.9	5:52.669
4	2:36.021	36.623	1:07.817	51.581	89.0	8:26.556	4	2:34.856	36.642	1:07.561	50.653	85.0	8:27.525
5	<u>1:37.198</u>	<u>22.783</u>	<u>47.687</u>	26.728	212.7	10:03.754	5	1:36.986	22.426	47.855	26.705	211.4	10:04.511
6	1:35.771	22.448	47.022	26.301	211.4	11:39.525	6	<u>1:36.244</u>	22.386	<u>47.380</u>	26.478	215.3	11:40.755
7	2:07.489	23.307	1:06.391	37.791	213.3	13:47.014	7	2:08.443	23.581	1:06.347	38.515	215.3	13:49.198
8	2:25.227	31.188	1:05.168	48.871	163.4	16:12.241	8	2:24.078	31.033	1:05.298	47.747	152.9	16:13.276
9	1:37.420	22.921	47.590	26.909	220.1	17:49.661	9	1:37.276	22.846	47.812	26.618	212.7	17:50.552
10	1:35.636	22.291	46.880	26.465	215.3	19:25.297	10	1:36.437	22.684	47.240	26.513	210.7	19:26.989
11	1:45.010	22.046	46.728	36.236	213.3	21:10.307							
12	2:27.616	35.592	1:04.602	47.422	112.0	23:37.923							
13	2:34.021	41.628	1:03.206	49.187	95.6	26:11.944							
14	1:36.741	22.625	47.564	26.552	216.0	27:48.685							
15	1:35.539	22.183	46.952	26.404	216.0	29:24.224							
16	1:35.340	22.155	46.814	26.371	214.7	30:59.564							
17	<u>1:35.535</u>	22.167	<u>46.930</u>	26.438	212.7	32:35.099							
39 Louis COCHET NLD													
KCL Motorsport TATUUS T-421													
1	1:48.805	32.114	49.492	27.199		1:48.805	1	1:46.527	28.811	48.524	29.192		1:46.527
2	1:46.271	22.740	48.991	34.540	214.0	3:35.076	2	1:41.688	22.588	47.449	31.651	215.3	3:28.215
3	2:21.421	32.292	1:13.540	35.589	139.4	5:56.497	3	2:21.270	32.039	1:12.349	36.882	134.7	5:49.485
							4	2:36.559	35.731	1:08.401	52.427	97.5	8:26.044
							5	1:36.518	22.526	47.472	26.520	208.2	10:02.562
							6	<u>1:35.643</u>	22.200	<u>46.978</u>	26.465	212.0	11:38.205
							7	<u>2:06.837</u>	<u>22.965</u>	1:05.833	38.039	212.7	13:45.042



F4Spain ROUND 1 - VALENCIA Race 3

Sector Analysis

_ Invalidated Lap							■ Personal Best		■ Session Best		■ Crossing the pit lane		
Lap	Time	Sector 1	Sector 2	Sector 3	T.Sp	Elapsed	Lap	Time	Sector 1	Sector 2	Sector 3	T.Sp	Elapsed
8	2:26.456	31.269	1:05.021	50.166	146.8	16:11.498	5	<u>1:36.875</u>	<u>22.455</u>	<u>47.773</u>	26.647	213.3	10:05.465
9	1:36.679	22.620	47.560	26.499	210.7	17:48.177	6	1:37.031	22.898	47.464	26.669	211.4	11:42.496
10	1:35.386	22.147	46.855	26.384	212.0	19:23.563	7	2:08.027	23.634	1:06.645	37.748	211.4	13:50.523
11	1:45.161	22.107	46.813	36.241	213.3	21:08.724	8	2:23.359	31.249	1:05.216	46.894	143.7	16:13.882
12	2:27.947	35.506	1:04.877	47.564	120.4	23:36.671	9	1:38.846	22.546	48.746	27.554	216.7	17:52.728
13	2:34.689	41.815	1:02.667	50.207	103.0	26:11.360	10	<u>1:37.251</u>	<u>22.809</u>	47.809	26.633	216.0	19:29.979
14	1:36.147	22.733	47.093	26.321	210.1	27:47.507	11	1:45.504	22.381	47.245	35.878	213.3	21:15.483
15	1:35.140	22.069	46.786	26.285	212.7	29:22.647	12	2:26.203	34.618	1:04.241	47.344	165.4	23:41.686
16	1:35.086	22.065	46.714	26.307	212.7	30:57.733	13	2:32.353	41.933	1:03.138	47.282	89.1	26:14.039
17	<u>1:36.135</u>	<u>22.675</u>	46.993	26.467	214.7	32:33.868	14	1:36.843	22.454	47.676	26.713	214.7	27:50.882
71 Sam URUS MCO DXR TATUUS T-421							77 Andrej PETROVIC SRB T-Code by Amtog TATUUS T-421						
1	1:51.209	33.763	49.780	27.666		1:51.209	1	1:46.050	29.930	48.798	27.322		1:46.050
2	<u>1:48.757</u>	<u>22.731</u>	49.241	36.785	216.7	3:39.966	2	1:41.193	22.430	47.351	31.412	216.7	3:27.243
3	2:21.197	32.239	1:13.620	35.338	161.1	6:01.163	3	2:21.826	32.485	1:12.419	36.922	138.8	5:49.069
4	2:31.546	38.381	1:06.206	46.959	88.5	8:32.709	4	2:36.541	35.519	1:08.605	52.417	111.7	8:25.610
5	1:38.109	22.693	48.456	26.960	210.1	10:10.818	5	1:37.395	22.564	48.123	26.708	212.7	10:03.005
6	1:37.959	23.049	48.420	26.490	214.0	11:48.777	6	1:35.733	22.331	46.981	26.421	214.7	11:38.738
7	2:10.028	24.264	1:07.084	38.680	212.0	13:58.805	7	<u>2:07.099</u>	<u>22.912</u>	1:06.124	38.063	215.3	13:45.837
8	2:19.011	30.642	1:04.580	43.789	150.9	16:17.816	8	2:25.944	30.954	1:05.213	49.777	149.6	16:11.781
9	1:37.459	22.646	47.821	26.992	214.0	17:55.275	9	<u>2:29.095</u> B	<u>22.655</u>	47.770	1:18.670	214.0	18:40.876
10	1:39.755	22.821	48.539	28.395	217.4	19:35.030	10	2:08.380	54.499	47.315	26.566		20:49.256
11	1:50.082	23.412	48.508	38.162	199.8	21:25.112	11	1:37.559	23.273	47.430	26.856	206.9	22:26.815
12	2:27.438	33.339	1:03.379	50.720	142.5	23:52.550	12	1:37.631	23.188	47.421	27.022	204.5	24:04.446
13	2:25.685	41.225	1:00.898	43.562	80.6	26:18.235	13	2:16.257	33.057	1:01.389	41.811	152.6	26:20.703
14	1:37.448	22.750	47.860	26.838	214.7	27:55.683	14	1:36.561	22.873	47.203	26.485	218.0	27:57.264
15	1:37.667	22.795	48.039	26.833	212.7	29:33.350	15	1:37.743	22.840	47.538	27.365	216.7	29:35.007
16	1:37.030	22.802	47.596	26.632	217.4	31:10.380	16	1:36.164	22.387	47.156	26.621	214.0	31:11.171
17	1:37.497	23.024	47.779	26.694	206.9	32:47.877	17	1:38.933	22.812	49.005	27.116	218.7	32:50.104
73 Fausto ARNAUDO ARG Monlau Motorsport TATUUS T-421							78 Maria NETO PRT TC Racing TATUUS T-421						
1	1:50.315	33.072	49.670	27.573		1:50.315	1	1:52.525	34.524	50.300	27.701		1:52.525
2	1:47.608	22.725	48.479	36.404	211.4	3:37.923	2	<u>1:53.232</u>	22.709	<u>54.493</u>	36.030	215.3	3:45.757
3	2:21.074	31.920	1:13.827	35.327	137.4	5:58.997	3	2:23.228	30.965	1:18.912	33.351	160.4	6:08.985
4	2:32.531	38.286	1:06.634	47.611	95.5	8:31.528	4	2:26.587	35.922	1:04.612	46.053	86.7	8:35.572
5	1:38.681	22.710	48.306	27.665	215.3	10:10.209	5	1:37.392	23.131	47.586	26.675	212.0	10:12.964
6	1:35.908	22.490	46.876	26.542	210.7	11:46.117	6	1:38.643	22.936	48.178	27.529	215.3	11:51.607
7	2:09.093	24.236	1:06.882	37.975	214.0	13:55.210	7	2:10.069	23.563	1:06.295	40.211	210.7	14:01.676
8	2:21.296	30.506	1:05.413	45.377	148.0	16:16.506	8	2:16.890	29.578	1:04.321	42.991	149.0	16:18.566
9	<u>1:37.233</u>	22.409	47.645	<u>27.179</u>	214.7	17:53.739	9	1:37.100	22.813	47.527	26.760	213.3	17:55.666
10	<u>1:37.945</u>	<u>23.118</u>	48.097	26.730	212.7	19:31.684	10	<u>1:38.484</u>	22.664	<u>48.593</u>	27.227	216.7	19:34.150
11	1:46.515	22.231	47.260	37.024	213.3	21:18.199	11	<u>1:47.031</u>	22.363	<u>47.303</u>	37.365	211.4	21:21.181
12	2:25.496	34.029	1:03.990	47.477	158.2	23:43.695	12	2:26.554	33.317	1:03.524	49.713	149.6	23:47.735
13	2:31.702	42.395	1:02.981	46.326	76.1	26:15.397	13	2:28.539	41.154	1:02.122	45.263	80.6	26:16.274
14	1:36.853	22.666	47.545	26.642	215.3	27:52.250	14	1:37.043	22.605	47.750	26.688	213.3	27:53.317
15	1:37.188	22.448	47.887	26.853	215.3	29:29.438	15	<u>1:36.890</u>	22.306	<u>47.838</u>	26.746	216.0	29:30.207
16	1:37.245	23.004	47.647	26.594	216.0	31:06.683	16	<u>1:37.788</u>	22.559	<u>48.402</u>	26.827	216.0	31:07.995
17	1:35.819	22.245	47.173	26.401	213.3	32:42.502	17	2:00.012	25.951	55.577	38.484	210.1	33:08.007
74 Pablo RICCOBONO ESP GRS Team TATUUS T-421							80 Sebastián FRIGOLET MEX DXR TATUUS T-421						
1	1:48.000	31.275	49.363	27.362		1:48.000	1	1:51.527	33.735	50.047	27.745		1:51.527
2	<u>1:45.288</u>	<u>22.917</u>	48.632	33.739	214.0	3:33.288	2	<u>1:49.292</u>	<u>22.694</u>	<u>49.757</u>	36.841	218.0	3:40.819
3	2:21.205	32.797	1:12.739	35.669	143.4	5:54.493	3	2:21.477	32.387	1:14.463	34.627	174.5	6:02.296
4	2:34.097	37.121	1:07.112	49.864	87.6	8:28.590							



F4Spain ROUND 1 - VALENCIA Race 3

Sector Analysis

— Invalidated Lap ■ Personal Best ■ Session Best B Crossing the pit lane

Lap	Time	Sector 1	Sector 2	Sector 3	T.Sp	Elapsed	Lap	Time	Sector 1	Sector 2	Sector 3	T.Sp	Elapsed
4	2:30.907	38.480	1:05.603	46.824	82.3	8:33.203	9	1:38.752	23.345	48.354	27.053	212.7	17:59.455
5	1:37.742	22.693	48.194	26.855	212.7	10:10.945	10	1:37.189	22.634	47.494	27.061	210.1	19:36.644
6	<u>1:37.196</u>	<u>22.932</u>	<u>47.579</u>	26.685	212.0	11:48.141	11	1:49.526	22.704	48.468	38.354	212.0	21:26.170
7	2:10.202	24.505	1:06.860	38.837	216.7	13:58.343	12	2:27.912	33.531	1:03.209	51.172	157.4	23:54.082
8	2:19.118	30.518	1:04.535	44.065	157.1	16:17.461	13	2:25.223	41.152	1:00.477	43.594	73.6	26:19.305
9	<u>1:37.419</u>	22.687	47.577	<u>27.155</u>	215.3	17:54.880	14	1:37.606	22.601	48.001	27.004	210.7	27:56.911
81 Noah MONTEIRO PRT Griffin Core TATUUS T-421							15	<u>1:38.569</u>	<u>23.053</u>	48.229	27.287	211.4	29:35.480
							16	1:38.845	22.822	48.315	27.708	212.0	31:14.325
							17	1:38.307	22.635	48.563	27.109		32:52.632

1	1:44.409	28.679	48.784	26.946		1:44.409
2	1:41.603	22.368	47.255	31.980	210.1	3:26.012
3	2:21.766	32.323	1:12.320	37.123	146.8	5:47.778
4	2:36.782	35.642	1:08.083	53.057	105.2	8:24.560
5	1:36.504	22.773	47.227	26.504	214.0	10:01.064
6	1:35.839	22.397	46.936	26.506	212.7	11:36.903
7	2:06.690	22.278	1:06.409	38.003	210.1	13:43.593
8	2:27.013	31.351	1:04.925	50.737	138.2	16:10.606
9	<u>1:36.410</u>	<u>22.713</u>	47.267	26.430	214.0	17:47.016
10	1:35.278	22.225	46.687	26.366	212.7	19:22.294
11	1:45.404	22.085	46.667	36.652	214.0	21:07.698
12	2:27.701	35.672	1:04.808	47.221	130.4	23:35.399
13	2:35.014	41.522	1:03.118	50.374	93.5	26:10.413
14	1:35.883	22.483	47.147	26.253	214.0	27:46.296
15	1:34.950	22.074	46.722	26.154	214.0	29:21.246
16	1:34.892	22.106	46.525	26.261	214.7	30:56.138
17	1:35.315	22.037	46.866	26.412	214.0	32:31.453

83 Alfons MIETTINEN FIN GRS Team TATUUS T-421						
1	1:52.092	34.115	50.304	27.673		1:52.092
2	<u>1:49.418</u>	22.759	<u>50.029</u>	36.630	214.0	3:41.510
3	2:21.513	32.651	1:14.362	34.500	164.6	6:03.023
4	2:30.595	38.619	1:05.343	46.633	83.2	8:33.618
5	1:38.344	22.992	48.375	26.977	213.3	10:11.962
6	1:39.180	23.062	48.188	27.930	214.0	11:51.142
7	2:08.921	23.483	1:06.252	39.186	212.0	14:00.063
8	2:18.276	30.070	1:04.937	43.269	162.3	16:18.339
9	1:39.121	23.274	48.703	27.144	212.7	17:57.460
10	1:38.305	23.149	48.056	27.100	212.0	19:35.765
11	1:50.044	23.015	48.718	38.311	216.0	21:25.809
12	2:27.464	33.337	1:03.404	50.723	148.3	23:53.273
13	2:25.537	41.475	1:00.458	43.604	73.7	26:18.810
14	1:37.460	22.646	47.994	26.820	215.3	27:56.270
15	1:38.691	22.703	48.072	27.916	212.7	29:34.961
16	1:39.029	23.375	48.593	27.061	212.0	31:13.990
17	1:37.657	22.432	48.165	27.060	210.1	32:51.647

94 Jorden MOODLEY ZAF G4 Racing TATUUS T-421						
1	1:52.644	34.296	50.299	28.049		1:52.644
2	<u>1:50.185</u>	23.470	<u>50.385</u>	36.330	210.7	3:42.829
3	2:22.543	32.430	1:16.441	33.672	164.6	6:05.372
4	2:29.030	37.766	1:05.125	46.139	80.2	8:34.402
5	<u>1:38.343</u>	22.896	<u>48.569</u>	26.878	210.1	10:12.745
6	<u>1:46.963</u>	<u>22.790</u>	48.245	35.928	210.7	11:59.708
7	2:07.058 B	24.115	1:00.178	42.765	208.8	14:06.766
8	2:13.937	57.244	48.141	28.552		16:20.703