



ROUND 1 - VALENCIA

F4Spain
Results Booklet





F4Spain ROUND 1 - VALENCIA Official Previous Test

Classification

No	Driver	Nat	Team	Car	Cl.	Time	Lap Total	Gap	Kph
1	88 Miki BLASCOS	ESP	Monlau Motorsport	TATUUS T-421	R	1:34.000	20 24	-	153.4
2	44 Elliot KACZYNSKI	SWE	Drivex	TATUUS T-421	R	1:34.028	15 16	+0.028	153.3
3	37 Ty FISHER	CAN	Griffin Core	TATUUS T-421	R	1:34.111	22 27	+0.111	153.2
4	15 Jensen BURNETT	CAN	KCL Motorsport	TATUUS T-421	R	1:34.153	21 24	+0.153	153.1
5	22 Vivek KANTHAN	USA	Griffin Core	TATUUS T-421		1:34.190	22 26	+0.190	153.1
6	81 Noah MONTEIRO	PRT	Griffin Core	TATUUS T-421		1:34.213	16 24	+0.213	153.0
7	38 Daniel KELLEHER	IRE	Campos Racing	TATUUS T-421	R	1:34.247	21 26	+0.247	153.0
8	12 Philippe Armand KARRAS	GRC	G4 Racing	TATUUS T-421		1:34.303	19 23	+0.303	152.9
9	25 Aleix PIÑERA	ESP	Tecnicar	TATUUS T-421	R	1:34.443	13 23	+0.443	152.7
10	40 Kasper SCHORMANS	NLD	MP Motorsport	TATUUS T-421	R	1:34.462	20 23	+0.462	152.6
11	21 Borys LYZEN	POL	KCL Motorsport	TATUUS T-421	R	1:34.503	21 24	+0.503	152.6
12	46 Nathan TYE	GBR	Drivex	TATUUS T-421		1:34.505	17 22	+0.505	152.6
13	77 Andrej PETROVIC	SRB	T-Code by Amtog	TATUUS T-421		1:34.519	13 24	+0.519	152.5
14	73 Fausto ARNAUDO	ARG	Monlau Motorsport	TATUUS T-421	R	1:34.619	20 25	+0.619	152.4
15	7 Felipe REIJS	NLD	MP Motorsport	TATUUS T-421	R	1:34.649	20 23	+0.649	152.3
16	23 Rocco CORONEL	NLD	MP Motorsport	TATUUS T-421	R	1:34.715	22 23	+0.715	152.2
17	39 Louis COCHET	NLD	KCL Motorsport	TATUUS T-421	R	1:34.728	21 25	+0.728	152.2
18	8 Jacob MICALLEF	MLT	Campos Racing	TATUUS T-421	R	1:34.747	22 26	+0.747	152.2
19	17 Nacho TUÑÓN	ESP	T-Code by Amtog	TATUUS T-421		1:34.781	17 20	+0.781	152.1
20	24 Beau LOWETTE	BEL	TC Racing	TATUUS T-421	R	1:34.791	18 23	+0.791	152.1
21	32 Simón BULBARELLA	ARG	Drivex	TATUUS T-421	R	1:34.822	7 23	+0.822	152.1
22	10 Luna FLUXÁ	ESP	Campos Racing	TATUUS T-421	R	1:34.859	19 26	+0.859	152.0
23	27 Alexander CHARTIER	ITA	Monlau Motorsport	TATUUS T-421	R	1:34.972	21 24	+0.972	151.8
24	5 Sandro PEREZ	ESP	TC Racing	TATUUS T-421	R	1:35.031	23 27	+1.031	151.7
25	18 Zoe FLORESCU	ROU	Tecnicar	TATUUS T-421	R	1:35.034	22 24	+1.034	151.7
26	11 Rahim ALIBHAI	USA	Monlau Motorsport	TATUUS T-421	R	1:35.127	18 24	+1.127	151.6
27	9 Jean Paul KARRAS	GRC	G4 Racing	TATUUS T-421		1:35.129	19 25	+1.129	151.6
28	74 Pablo RICCOBONO	ESP	GRS Team	TATUUS T-421		1:35.188	21 24	+1.188	151.5
29	71 Sam URUS	MCO	DXR	TATUUS T-421	R	1:35.191	22 25	+1.191	151.5
30	80 Sebastián FRIGOLET	MEX	DXR	TATUUS T-421	R	1:35.292	21 24	+1.292	151.3
31	28 Max RADECK	PRT	DXR	TATUUS T-421	R	1:35.363	15 20	+1.363	151.2
32	78 Maria NETO	PRT	TC Racing	TATUUS T-421	R	1:36.133	17 19	+2.133	150.0
33	83 Alfons MIETTINEN	FIN	GRS Team	TATUUS T-421	R	1:36.359	24 25	+2.359	149.6
34	94 Jorden MOODLEY	ZAF	G4 Racing	TATUUS T-421		1:37.231	17 25	+3.231	148.3
35	13 Rodrigo MARTÍNEZ	MEX	Tecnicar	TATUUS T-421	R	1:37.382	11 16	+3.382	148.1


Fastest Lap: Lap 20 Miki BLASCOS 1:34.000 153.4 Kph

CARS #25 & #32 - POOR TRANSPONDER SIGNAL - SOME PASSINGS MISSING - PLEASE CHECK

Published at:10:30.....


Track Status: **DRY**

Race Director:
Luis GONZÁLEZ



Timekeeper:
Alberto ESTÉBANEZ





F4Spain

ROUND 1 - VALENCIA

Official Previous Test

Classification by Class

No	Driver	Nat	Team	Car	Time	Lap Total	Gap	Kph
R								
1	88 Miki BLASCOS	ESP	Monlau Motorsport	TATUUS T-421	1:34.000	20 24		153.4
2	44 Elliot KACZYNSKI	SWE	Drivex	TATUUS T-421	1:34.028	15 16	+0.028 +0.028	153.3
3	37 Ty FISHER	CAN	Griffin Core	TATUUS T-421	1:34.111	22 27	+0.111 +0.083	153.2
4	15 Jensen BURNETT	CAN	KCL Motorsport	TATUUS T-421	1:34.153	21 24	+0.153 +0.042	153.1
5	38 Daniel KELLEHER	IRE	Campos Racing	TATUUS T-421	1:34.247	21 26	+0.247 +0.094	153.0
6	25 Aleix PIÑERA	ESP	Tecnicar	TATUUS T-421	1:34.443	13 23	+0.443 +0.196	152.7
7	40 Kasper SCHORMANS	NLD	MP Motorsport	TATUUS T-421	1:34.462	20 23	+0.462 +0.019	152.6
8	21 Borys LYZEN	POL	KCL Motorsport	TATUUS T-421	1:34.503	21 24	+0.503 +0.041	152.6
9	73 Fausto ARNAUDO	ARG	Monlau Motorsport	TATUUS T-421	1:34.619	20 25	+0.619 +0.116	152.4
10	7 Felipe REIJS	NLD	MP Motorsport	TATUUS T-421	1:34.649	20 23	+0.649 +0.030	152.3
11	23 Rocco CORONEL	NLD	MP Motorsport	TATUUS T-421	1:34.715	22 23	+0.715 +0.066	152.2
12	39 Louis COCHET	NLD	KCL Motorsport	TATUUS T-421	1:34.728	21 25	+0.728 +0.013	152.2
13	8 Jacob MICALLEF	MLT	Campos Racing	TATUUS T-421	1:34.747	22 26	+0.747 +0.019	152.2
14	24 Beau LOWETTE	BEL	TC Racing	TATUUS T-421	1:34.791	18 23	+0.791 +0.044	152.1
15	32 Simón BULBARELLA	ARG	Drivex	TATUUS T-421	1:34.822	7 23	+0.822 +0.031	152.1
16	10 Luna FLUXÁ	ESP	Campos Racing	TATUUS T-421	1:34.859	19 26	+0.859 +0.037	152.0
17	27 Alexander CHARTIER	ITA	Monlau Motorsport	TATUUS T-421	1:34.972	21 24	+0.972 +0.113	151.8
18	5 Sandro PEREZ	ESP	TC Racing	TATUUS T-421	1:35.031	23 27	+1.031 +0.059	151.7
19	18 Zoe FLORESCU	ROU	Tecnicar	TATUUS T-421	1:35.034	22 24	+1.034 +0.003	151.7
20	11 Rahim ALIBHAI	USA	Monlau Motorsport	TATUUS T-421	1:35.127	18 24	+1.127 +0.093	151.6
21	71 Sam URUS	MCO	DXR	TATUUS T-421	1:35.191	22 25	+1.191 +0.064	151.5
22	80 Sebastián FRIGOLET	MEX	DXR	TATUUS T-421	1:35.292	21 24	+1.292 +0.101	151.3
23	28 Max RADECK	PRT	DXR	TATUUS T-421	1:35.363	15 20	+1.363 +0.071	151.2
24	78 Maria NETO	PRT	TC Racing	TATUUS T-421	1:36.133	17 19	+2.133 +0.770	150.0
25	83 Alfons MIETTINEN	FIN	GRS Team	TATUUS T-421	1:36.359	24 25	+2.359 +0.226	149.6
26	13 Rodrigo MARTÍNEZ	MEX	Tecnicar	TATUUS T-421	1:37.382	11 16	+3.382 +1.023	148.1

CARS #25 & #32 - POOR TRANSPONDER SIGNAL - SOME PASSINGS MISSING - PLEASE CHECK

Published at:10:30.....


Track Status: **DRY**

Race Director:
Luis GONZÁLEZ



Timekeeper:
Alberto ESTÉBANEZ






F4Spain ROUND 1 - VALENCIA Official Previous Test

Best Top Speed


No Driver	Team	Class	Top 1		Top 2		Top 3		Top 4		Top 5		Avg
			Kph	Lap	Kph	Lap	Kph	Lap	Kph	Lap	Kph	Lap	
25 Aleix PIÑERA	Tecnicar	R	218.0	10	214.7	17	214.0	9	214.0	6	213.3	7	214,8
37 Ty FISHER	Griffin Core	R	218.0	13	218.0	9	216.7	23	216.0	27	215.3	19	216,8
15 Jensen BURNETT	KCL Motorsport	R	217.4	11	214.7	21	214.7	10	214.0	22	213.3	9	214,8
17 Nacho TUÑÓN	T-Code by Amtog		217.4	18	215.3	20	215.3	17	214.7	19	214.7	15	215,5
24 Beau LOWETTE	TC Racing	R	217.4	11	217.4	9	217.4	8	216.0	19	214.7	16	216,6
32 Simón BULBARELLA	Drivex	R	217.4	22	216.7	19	216.0	20	216.0	17	216.0	8	216,4
74 Pablo RICCOBONO	GRS Team		217.4	9	215.3	16	214.7	23	214.7	22	214.7	17	215,4
18 Zoe FLORESCU	Tecnicar	R	216.7	24	215.3	13	215.3	11	214.7	22	214.7	17	215,3
23 Rocco CORONEL	MP Motorsport	R	216.7	12	215.3	22	214.0	9	214.0	18	214.0	19	214,8
38 Daniel KELLEHER	Campos Racing	R	216.7	25	216.7	23	216.7	7	216.0	10	215.3	22	216,3
40 Kasper SCHORMANS	MP Motorsport	R	216.7	6	216.0	9	215.3	22	214.7	4	214.7	8	215,5
77 Andrej PETROVIC	T-Code by Amtog		216.7	10	216.7	8	214.7	20	214.7	12	214.7	11	215,5
81 Noah MONTEIRO	Griffin Core		216.7	22	216.7	10	215.3	5	214.7	4	214.7	9	215,6
83 Alfons MIETTINEN	GRS Team	R	216.7	18	214.7	22	214.0	4	214.0	5	214.0	7	214,7
8 Jacob MICALLEF	Campos Racing	R	216.0	18	215.3	19	215.3	10	214.0	26	214.0	21	214,9
22 Vivek KANTHAN	Griffin Core		216.0	22	216.0	18	215.3	20	215.3	17	214.7	6	215,5
27 Alexander CHARTIER	Monlau Motorsport	R	216.0	20	214.7	24	214.0	21	214.0	16	213.3	10	214,4
44 Elliot KACZYNSKI	Drivex	R	216.0	16	214.0	15	213.3	14	213.3	13	212.0	12	213,7
71 Sam URUS	DXR	R	216.0	23	214.0	9	213.3	24	213.3	22	212.7	19	213,9
10 Luna FLUXÁ	Campos Racing	R	215.3	6	214.7	17	214.0	23	214.0	18	214.0	7	214,4
28 Max RADECK	DXR	R	215.3	19	214.7	17	214.7	12	214.0	7	214.0	11	214,5
73 Fausto ARNAUDO	Monlau Motorsport	R	215.3	19	214.7	21	214.7	18	214.0	23	213.3	22	214,4
88 Miki BLASCOS	Monlau Motorsport	R	215.3	22	215.3	9	214.7	21	214.7	19	214.7	11	214,9
5 Sandro PEREZ	TC Racing	R	215.3	9	215.3	8	214.7	20	214.0	24	214.0	19	214,7
7 Felipe REIJS	MP Motorsport	R	214.7	23	214.7	19	214.0	22	214.0	21	212.7	20	214,0
12 Philippe Armand KARRAS	G4 Racing		214.7	17	214.0	16	214.0	6	213.3	22	213.3	20	213,9
21 Borys LYZEN	KCL Motorsport	R	214.7	20	214.7	19	214.7	10	214.0	17	214.0	22	214,4
39 Louis COCHET	KCL Motorsport	R	214.7	19	214.0	24	214.0	23	214.0	21	213.3	9	214,0
80 Sebastián FRIGOLET	DXR	R	214.7	21	214.7	20	214.0	24	213.3	6	213.3	7	214,0
94 Jorden MOODLEY	G4 Racing		214.7	17	212.7	18	212.0	24	211.4	23	211.4	20	212,4
11 Rahim ALIBHAI	Monlau Motorsport	R	214.0	19	214.0	18	214.0	17	214.0	16	214.0	8	214,0
46 Nathan TYE	Drivex		214.0	19	212.7	22	212.7	21	212.7	18	212.7	16	213,0
9 Jean Paul KARRAS	G4 Racing		213.3	23	212.7	22	212.7	21	212.7	10	212.7	9	212,8
13 Rodrigo MARTÍNEZ	Tecnicar	R	213.3	12	212.7	16	212.7	11	212.7	10	212.0	15	212,7
78 Maria NETO	TC Racing	R	213.3	17	212.7	18	212.0	16	212.0	7	210.7	15	212,1



F4Spain ROUND 1 - VALENCIA Official Previous Test

Best Sector Times

Sector 1			Sector 2			Sector 3			Ideal Lap	Best Lap
Pos	No Driver	Time	No Driver	Time	No Driver	Time	Pos	No Driver		
1	44 E.KACZYNSKI	21.647	88 M.BLASCOS	46.233	22 V.KANTHAN	26.006	1	44 E.KACZYNSKI	1:33.975	1:34.028 (2)
2	12 P.KARRAS	21.734	81 N.MONTEIRO	46.248	40 K.SCHORMANS	26.017	2	88 M.BLASCOS	1:34.000	1:34.000 (1)
3	81 N.MONTEIRO	21.745	38 D.KELLEHER	46.265	88 M.BLASCOS	26.020	3	37 T.FISHER	1:34.054	1:34.111 (3)
4	88 M.BLASCOS	21.747	44 E.KACZYNSKI	46.265	37 T.FISHER	26.021	4	81 N.MONTEIRO	1:34.056	1:34.213 (6)
5	15 J.BURNETT	21.752	37 T.FISHER	46.272	44 E.KACZYNSKI	26.063	5	22 V.KANTHAN	1:34.087	1:34.190 (5)
6	22 V.KANTHAN	21.757	15 J.BURNETT	46.276	81 N.MONTEIRO	26.063	6	15 J.BURNETT	1:34.153	1:34.153 (4)
7	37 T.FISHER	21.761	22 V.KANTHAN	46.324	21 B.LYZEN	26.081	7	38 D.KELLEHER	1:34.196	1:34.247 (7)
8	46 N.TYE	21.777	12 P.KARRAS	46.361	77 A.PETROVIC	26.116	8	21 B.LYZEN	1:34.253	1:34.503 (11)
9	23 R.CORONEL	21.779	21 B.LYZEN	46.371	38 D.KELLEHER	26.119	9	40 K.SCHORMANS	1:34.274	1:34.462 (10)
10	40 K.SCHORMANS	21.793	46 N.TYE	46.458	15 J.BURNETT	26.125	10	12 P.KARRAS	1:34.286	1:34.303 (8)
11	7 F.REIJS	21.799	40 K.SCHORMANS	46.464	73 F.ARNAUDO	26.134	11	23 R.CORONEL	1:34.402	1:34.715 (16)
12	21 B.LYZEN	21.801	23 R.CORONEL	46.486	23 R.CORONEL	26.137	12	46 N.TYE	1:34.412	1:34.505 (12)
13	38 D.KELLEHER	21.812	77 A.PETROVIC	46.490	24 B.LOWETTE	26.142	13	77 A.PETROVIC	1:34.493	1:34.519 (13)
14	32 S.BULBARELLA	21.817	8 J.MICALLEF	46.508	17 N.TUÑÓN	26.147	14	24 B.LOWETTE	1:34.520	1:34.791 (20)
15	24 B.LOWETTE	21.844	24 B.LOWETTE	46.534	8 J.MICALLEF	26.159	15	8 J.MICALLEF	1:34.596	1:34.747 (18)
16	39 L.COCHET	21.856	17 N.TUÑÓN	46.561	46 N.TYE	26.177	16	7 F.REIJS	1:34.615	1:34.649 (15)
17	27 A.CHARTIER	21.871	7 F.REIJS	46.584	12 P.KARRAS	26.191	17	73 F.ARNAUDO	1:34.619	1:34.619 (14)
18	73 F.ARNAUDO	21.872	39 L.COCHET	46.592	10 L.FLUXÁ	26.196	18	32 S.BULBARELLA	1:34.621	1:34.822 (21)
19	25 A.PIÑERA	21.876	32 S.BULBARELLA	46.602	32 S.BULBARELLA	26.202	19	17 N.TUÑÓN	1:34.634	1:34.781 (19)
20	77 A.PETROVIC	21.887	18 Z.FLORESCU	46.613	27 A.CHARTIER	26.205	20	39 L.COCHET	1:34.728	1:34.728 (17)
21	71 S.URUS	21.913	73 F.ARNAUDO	46.613	7 F.REIJS	26.232	21	27 A.CHARTIER	1:34.753	1:34.972 (23)
22	17 N.TUÑÓN	21.926	27 A.CHARTIER	46.677	11 R.ALIBHAI	26.274	22	18 Z.FLORESCU	1:34.841	1:35.034 (25)
23	8 J.MICALLEF	21.929	10 L.FLUXÁ	46.684	39 L.COCHET	26.280	23	10 L.FLUXÁ	1:34.851	1:34.859 (22)
24	11 R.ALIBHAI	21.931	74 P.RICCOBONO	46.755	18 Z.FLORESCU	26.291	24	11 R.ALIBHAI	1:34.982	1:35.127 (26)
25	18 Z.FLORESCU	21.937	71 S.URUS	46.759	5 S.PEREZ	26.292	25	5 S.PEREZ	1:35.031	1:35.031 (24)
26	9 J.KARRAS	21.942	11 R.ALIBHAI	46.777	9 J.KARRAS	26.316	26	9 J.KARRAS	1:35.046	1:35.129 (27)
27	5 S.PEREZ	21.949	9 J.KARRAS	46.788	74 P.RICCOBONO	26.321	27	71 S.URUS	1:35.061	1:35.191 (29)
28	10 L.FLUXÁ	21.971	5 S.PEREZ	46.790	28 M.RADECK	26.346	28	74 P.RICCOBONO	1:35.122	1:35.188 (28)
29	80 S.FRIGOLET	21.978	80 S.FRIGOLET	46.834	71 S.URUS	26.389	29	28 M.RADECK	1:35.233	1:35.363 (31)
30	78 M.NETO	21.995	28 M.RADECK	46.881	78 M.NETO	26.404	30	80 S.FRIGOLET	1:35.235	1:35.292 (30)
31	28 M.RADECK	22.006	78 M.NETO	47.159	80 S.FRIGOLET	26.423	31	78 M.NETO	1:35.558	1:36.133 (32)
32	74 P.RICCOBONO	22.046	94 J.MOODLEY	47.282	94 J.MOODLEY	26.633	32	83 A.MIETTINEN	1:36.174	1:36.359 (33)
33	83 A.MIETTINEN	22.158	83 A.MIETTINEN	47.362	83 A.MIETTINEN	26.654	33	94 J.MOODLEY	1:36.376	1:37.231 (34)
34	13 R.MARTÍNEZ	22.390	13 R.MARTÍNEZ	47.831	13 R.MARTÍNEZ	26.898	34	13 R.MARTÍNEZ	1:37.119	1:37.382 (35)
35	94 J.MOODLEY	22.461	25 A.PIÑERA	58.647	25 A.PIÑERA	30.588	35	25 A.PIÑERA	1:51.111	1:34.443 (9)




F4Spain

ROUND 1 - VALENCIA

Official Previous Test





Fastest Lap Sequence


Elapsed	No	Driver	Team	Car	Class	Time	Kph	Lap
3:47.270	39	Louis COCHET	KCL Motorsport	TATUUS T-421	R	1:44.478	138.0	2
4:07.011	18	Zoe FLORESCU	Tecnicar	TATUUS T-421	R	1:44.098	138.5	2
4:07.605	83	Alfons MIETTINEN	GRS Team	TATUUS T-421	R	1:43.651	139.1	2
4:13.328	71	Sam URUS	DXR	TATUUS T-421	R	1:41.260	142.4	2
4:23.717	21	Borys LYZEN	KCL Motorsport	TATUUS T-421	R	1:40.104	144.0	2
4:40.764	44	Elliot KACZYNSKI	Drivex	TATUUS T-421	R	1:39.972	144.2	2
5:39.726	77	Andrej PETROVIC	T-Code by Amtog	TATUUS T-421		1:39.734	144.6	3
5:44.445	25	Aleix PIÑERA	Tecnicar	TATUUS T-421	R	1:38.430	146.5	3
5:44.914	24	Beau LOWETTE	TC Racing	TATUUS T-421	R	1:38.402	146.5	3
5:45.337	18	Zoe FLORESCU	Tecnicar	TATUUS T-421	R	1:38.326	146.6	3
5:50.895	71	Sam URUS	DXR	TATUUS T-421	R	1:37.567	147.8	3
6:01.139	21	Borys LYZEN	KCL Motorsport	TATUUS T-421	R	1:37.422	148.0	3
6:17.381	44	Elliot KACZYNSKI	Drivex	TATUUS T-421	R	1:36.617	149.2	3
6:34.236	22	Vivek KANTHAN	Griffin Core	TATUUS T-421		1:36.391	149.6	3
7:15.810	77	Andrej PETROVIC	T-Code by Amtog	TATUUS T-421		1:36.084	150.1	4
7:20.430	25	Aleix PIÑERA	Tecnicar	TATUUS T-421	R	1:35.985	150.2	4
8:11.306	38	Daniel KELLEHER	Campos Racing	TATUUS T-421	R	1:35.665	150.7	4
8:55.458	25	Aleix PIÑERA	Tecnicar	TATUUS T-421	R	1:35.028	151.7	5
10:28.411	77	Andrej PETROVIC	T-Code by Amtog	TATUUS T-421		1:35.018	151.7	6
10:30.089	25	Aleix PIÑERA	Tecnicar	TATUUS T-421	R	1:34.631	152.4	6
15:17.238	77	Andrej PETROVIC	T-Code by Amtog	TATUUS T-421		1:34.550	152.5	9
18:25.846	25	Aleix PIÑERA	Tecnicar	TATUUS T-421	R	1:34.529	152.5	11
20:00.356	25	Aleix PIÑERA	Tecnicar	TATUUS T-421	R	1:34.510	152.6	12
21:34.799	25	Aleix PIÑERA	Tecnicar	TATUUS T-421	R	1:34.443	152.7	13
44:21.928	81	Noah MONTEIRO	Griffin Core	TATUUS T-421		1:34.213	153.0	16
45:58.310	37	Ty FISHER	Griffin Core	TATUUS T-421	R	1:34.177	153.1	20
48:08.928	44	Elliot KACZYNSKI	Drivex	TATUUS T-421	R	1:34.028	153.3	15
48:33.531	88	Miki BLASCOS	Monlau Motorsport	TATUUS T-421	R	1:34.000	153.4	20



F4Spain
ROUND 1 - VALENCIA
Official Previous Test

Flag Analysis

	Flag	Time
	GREEN FLAG	09:30:00.000
	RED FLAG	09:54:10.013
	GREEN FLAG	09:57:00.553
	RED FLAG	10:25:29.743



F4Spain ROUND 1 - VALENCIA Official Previous Test

Sector Analysis


— Invalidated Lap

■ Personal Best

■ Session Best

■ Crossing the pit lane

Lap	Time	Sector 1	Sector 2	Sector 3	T.Sp	Elapsed	Lap	Time	Sector 1	Sector 2	Sector 3	T.Sp	Elapsed	
5	Sandro PEREZ ESP TC Racing TATUUS T-421							8	Jacob MICALLEF MLT Campos Racing TATUUS T-421					
1	2:35.644 B	1:01.216	55.666	38.762		2:35.644	1	3:25.169	2:02.809	53.496	28.864		3:25.169	
2	4:20.620	3:00.183	51.776	28.661		6:56.264	2	1:43.683	24.146	51.136	28.401	194.2	5:08.852	
3	1:45.232	23.978	51.842	29.412	200.9	8:41.496	3	1:37.186	22.924	47.634	26.628	209.5	6:46.038	
4	1:40.124	23.659	49.001	27.464	208.2	10:21.620	4	1:37.879	22.433	47.432	28.014	212.0	8:23.917	
5	1:38.243	22.925	48.294	27.024	210.1	11:59.863	5	1:35.848	22.353	46.963	26.532	212.7	9:59.765	
6	<u>1:37.441</u>	22.646	<u>47.813</u>	26.982	211.4	13:37.304	6	<u>1:35.359</u>	22.223	<u>46.770</u>	26.366	213.3	11:35.124	
7	<u>1:38.598</u>	22.640	<u>48.235</u>	27.723	212.0	15:15.902	7	1:35.299	22.087	46.856	26.356	211.4	13:10.423	
8	1:40.742	23.255	50.549	26.938	215.3	16:56.644	8	<u>1:36.796</u>	<u>21.958</u>	<u>46.879</u>	27.959	210.1	14:47.219	
9	<u>1:37.590</u>	<u>22.627</u>	<u>47.866</u>	27.097	215.3	18:34.234	9	1:35.177	22.028	46.780	26.369	210.1	16:22.396	
10	1:37.149	22.510	47.762	26.877	214.0	20:11.383	10	1:36.433	22.042	47.281	27.110	215.3	17:58.829	
11	<u>1:37.024</u>	22.471	<u>47.635</u>	<u>26.918</u>	211.4	21:48.407	11	1:35.074	22.073	46.809	26.192	212.0	19:33.903	
12	<u>1:37.186</u>	<u>22.588</u>	47.699	26.899	209.5	23:25.593	12	1:35.218	21.980	46.771	26.467	214.0	21:09.121	
13	<u>1:56.261</u> B	22.487	<u>50.828</u>	42.946	209.5	25:21.854	13	1:34.962	22.042	46.741	26.179	212.0	22:44.083	
14	7:03.813	5:40.931	53.371	29.511		32:25.667	14	1:41.950 B	22.342	46.927	32.681	210.7	24:26.033	
15	1:42.382	24.543	50.239	27.600	193.6	34:08.049	15	13:42.651	...	53.279	28.466		38:08.684	
16	1:37.392	22.876	47.693	26.823	209.5	35:45.441	16	1:40.721	24.531	49.215	26.975	201.5	39:49.405	
17	1:36.750	22.390	47.845	26.515	210.1	37:22.191	17	1:36.685	22.533	47.596	26.556	212.0	41:26.090	
18	1:35.952	22.376	47.148	26.428	210.1	38:58.143	18	1:35.796	22.244	47.182	26.370	216.0	43:01.886	
19	<u>1:36.177</u>	<u>22.179</u>	<u>47.376</u>	26.622	214.0	40:34.320	19	1:38.750	21.994	46.597	30.159	215.3	44:40.636	
20	1:35.451	22.094	46.899	26.458	214.7	42:09.771	20	1:35.520	22.377	46.860	26.283	211.4	46:16.156	
21	<u>1:35.298</u>	21.994	<u>46.903</u>	26.401	212.0	43:45.069	21	1:34.766	21.970	46.625	26.171	214.0	47:50.922	
22	1:35.146	22.025	46.818	26.303	213.3	45:20.215	22	<u>1:34.747</u>	<u>21.929</u>	<u>46.508</u>	26.310	213.3	49:25.669	
23	<u>1:35.031</u>	<u>21.949</u>	<u>46.790</u>	<u>26.292</u>	212.7	46:55.246	23	<u>1:35.408</u>	<u>21.973</u>	46.551	26.884	210.7	51:01.077	
24	<u>1:35.760</u>	22.174	<u>46.982</u>	26.604	214.0	48:31.006	24	1:36.223	22.115	46.614	27.494	213.3	52:37.300	
25	1:35.448	22.010	46.935	26.503	213.3	50:06.454	25	1:34.767	21.949	46.659	<u>26.159</u>	212.0	54:12.067	
26	1:38.249	24.213	47.417	26.619	213.3	51:44.703	26	1:42.600 B	21.968	46.701	33.931	214.0	55:54.667	
27	<u>1:49.039</u> B	<u>23.604</u>	51.200	34.235	212.7	53:33.742								
7	Felipe REIJS NLD MP Motorsport TATUUS T-421							9	Jean Paul KARRAS GRC G4 Racing TATUUS T-421					
1	3:14.216 B	1:38.874	57.588	37.754		3:14.216	1	2:30.176 B	58.380	54.553	37.243		2:30.176	
2	3:47.211	2:28.835	49.942	28.434		7:01.427	2	4:20.926	3:04.573	49.120	27.233		6:51.102	
3	1:38.883	23.169	48.375	27.339	205.7	8:40.310	3	1:37.460	22.948	47.660	26.852	206.9	8:28.562	
4	1:36.916	22.531	47.569	26.816	208.2	10:17.226	4	<u>1:36.718</u>	22.236	<u>47.642</u>	26.840	211.4	10:05.280	
5	1:36.013	22.203	47.195	26.615	210.1	11:53.239	5	<u>1:35.995</u>	<u>22.293</u>	47.210	26.492	210.7	11:41.275	
6	1:35.514	22.048	47.019	26.447	209.5	13:28.753	6	<u>1:35.818</u>	22.131	<u>47.192</u>	26.495	212.0	13:17.093	
7	1:35.259	21.992	46.853	26.414	210.7	15:04.012	7	1:35.833	22.114	46.978	26.741	211.4	14:52.926	
8	<u>1:35.391</u>	<u>21.983</u>	46.918	26.490	210.1	16:39.403	8	1:35.704	22.061	47.201	26.442	212.7	16:28.630	
9	<u>1:35.115</u>	22.024	<u>46.750</u>	26.341	210.7	18:14.518	9	1:36.198	22.088	47.476	26.634	212.7	18:04.828	
10	1:35.205	21.992	46.738	26.475	211.4	19:49.723	10	1:38.541	22.584	49.299	26.658	212.7	19:43.369	
11	1:42.570 B	21.996	46.856	33.718	211.4	21:32.293	11	1:36.298	22.138	47.583	26.577	212.0	21:19.667	
12	11:55.105	...	52.742	28.382		33:27.398	12	1:35.980	22.196	47.240	26.544	211.4	22:55.647	
13	1:38.956	23.786	48.323	26.847	205.7	35:06.354	13	1:44.123 B	22.298	48.318	33.507	211.4	24:39.770	
14	1:36.146	22.414	47.115	26.617	210.1	36:42.500	14	14:05.701	...	55.825	30.172		38:45.471	
15	1:38.260	23.754	48.035	26.471	209.5	38:20.760	15	1:41.548	25.283	49.053	27.212	177.7	40:27.019	
16	1:35.362	21.940	46.978	26.444	210.7	39:56.122	16	1:36.360	22.486	47.381	26.493	210.7	42:03.379	
17	1:35.827	21.912	47.526	26.389	212.0	41:31.949	17	1:35.539	22.077	47.007	26.455	210.7	43:38.918	
18	<u>1:35.304</u>	21.863	<u>46.820</u>	26.621	212.0	43:07.253	18	1:35.223	22.044	46.861	26.318	212.0	45:14.141	
19	1:35.092	21.833	46.829	26.430	214.7	44:42.345	19	<u>1:35.129</u>	<u>21.942</u>	46.871	<u>26.316</u>	212.0	46:49.270	
20	<u>1:34.649</u>	<u>21.799</u>	<u>46.584</u>	26.266	212.7	46:16.994	20	1:35.146	21.947	<u>46.788</u>	26.411	212.0	48:24.416	
21	<u>1:34.777</u>	<u>21.917</u>	46.628	<u>26.232</u>	214.0	47:51.771	21	<u>1:38.378</u>	<u>22.170</u>	49.312	26.896	212.7	50:02.794	
22	<u>1:35.002</u>	<u>21.913</u>	<u>46.744</u>	26.345	214.0	49:26.773	22	1:35.404	22.013	46.982	26.409	212.7	51:38.198	
23	<u>1:43.369</u> B	21.887	<u>46.609</u>	34.873	214.7	51:10.142	23	1:36.143	22.124	47.536	26.483	213.3	53:14.341	
							24	1:36.013	22.271	47.031	26.711	210.7	54:50.354	
							25	1:47.144 B	22.043	48.724	36.377	210.1	56:37.498	




F4Spain ROUND 1 - VALENCIA Official Previous Test

Sector Analysis

— Invalidated Lap ■ Personal Best ■ Session Best B Crossing the pit lane


Lap	Time	Sector 1	Sector 2	Sector 3	T.Sp	Elapsed	Lap	Time	Sector 1	Sector 2	Sector 3	T.Sp	Elapsed	
10	Luna FLUXÁ	ESP						12	Philippe Armand KARRAS	GRC				
	Campos Racing	TATUUS T-421							G4 Racing	TATUUS T-421				
1	3:18.697	1:57.097	52.947	28.653		3:18.697	1	2:24.319B	54.022	55.012	35.285		2:24.319	
2	1:41.583	24.212	49.775	27.596	187.3	5:00.280	2	6:00.967	4:38.826	53.212	28.929		8:25.286	
3	1:37.236	22.746	47.738	26.752	210.1	6:37.516	3	1:40.386	24.327	48.538	27.521	179.1	10:05.672	
4	1:36.873	22.848	47.351	26.674	208.2	8:14.389	4	<u>1:37.607</u>	23.049	<u>47.911</u>	26.647	203.9	11:43.279	
5	1:36.613	22.317	47.113	27.183	209.5	9:51.002	5	1:37.120	22.290	48.327	26.503	211.4	13:20.399	
6	<u>1:36.273</u>	<u>22.648</u>	47.115	26.510	215.3	11:27.275	6	1:35.491	21.949	47.052	26.490	214.0	14:55.890	
7	1:36.135	22.415	47.247	26.473	214.0	13:03.410	7	<u>1:35.261</u>	21.941	<u>46.888</u>	26.432	212.0	16:31.151	
8	1:35.606	22.248	46.823	26.535	210.7	14:39.016	8	1:35.488	22.082	47.036	26.370	211.4	18:06.639	
9	1:35.679	22.186	46.945	26.548	210.1	16:14.695	9	1:35.136	21.943	46.835	26.358	211.4	19:41.775	
10	1:35.551	22.189	46.936	26.426	212.7	17:50.246	10	1:35.323	21.941	46.899	26.483	211.4	21:17.098	
11	1:35.558	22.213	46.863	26.482	210.7	19:25.804	11	1:35.040	21.970	46.769	26.301	210.1	22:52.138	
12	<u>1:35.666</u>	22.212	<u>46.935</u>	26.519	210.1	21:01.470	12	<u>1:41.107B</u>	<u>22.099</u>	<u>46.829</u>	32.179	209.5	24:33.245	
13	1:35.541	22.179	46.950	26.412	208.8	22:37.011	13	15:19.637	...	55.280	29.014		39:52.882	
14	1:41.771B	22.250	47.036	32.485	208.8	24:18.782	14	1:40.587	23.356	49.157	28.074	205.1	41:33.469	
15	13:41.862	...	52.675	28.809		38:00.644	15	1:36.615	22.503	47.495	26.617	206.9	43:10.084	
16	1:40.661	24.194	49.229	27.238	183.8	39:41.305	16	1:35.064	21.968	46.905	26.191	214.0	44:45.148	
17	1:37.591	22.266	47.383	27.942	214.7	41:18.896	17	<u>1:35.175</u>	<u>21.990</u>	46.554	26.631	214.7	46:20.323	
18	<u>1:35.577</u>	<u>22.167</u>	47.010	26.400	214.0	42:54.473	18	1:34.590	21.837	46.458	26.295	212.7	47:54.913	
19	1:34.859	21.979	46.684	26.196	213.3	44:29.332	19	1:34.303	21.734	46.361	26.208	212.7	49:29.216	
20	1:35.703	21.971	46.809	26.923	213.3	46:05.035	20	<u>1:35.765</u>	<u>22.111</u>	47.287	26.367	213.3	51:04.981	
21	<u>1:36.021</u>	22.743	46.928	26.350	211.4	47:41.056	21	1:35.116	22.123	46.707	26.286	212.7	52:40.097	
22	<u>1:35.124</u>	<u>22.079</u>	46.750	26.295	211.4	49:16.180	22	1:35.007	22.071	46.665	26.271	213.3	54:15.104	
23	1:35.148	21.997	46.875	26.276	214.0	50:51.328	23	1:42.235B	21.972	46.582	33.681	211.4	55:57.339	
24	1:35.297	22.077	46.859	26.361	211.4	52:26.625								
25	1:35.226	22.104	46.850	26.272	211.4	54:01.851								
26	1:40.951B	22.025	46.862	32.064	212.0	55:42.802								
11	Rahim ALIBHAI	USA						13	Rodrigo MARTÍNEZ	MEX				
	Monlau Motorsport	TATUUS T-421							Tecnicar	TATUUS T-421				
1	2:02.959B	35.007	53.278	34.674		2:02.959	1	17:13.378	...	54.086	30.997		17:13.378	
2	6:05.792	4:45.583	50.854	29.355		8:08.751	2	1:39.729	23.252	48.853	27.624	202.7	18:53.107	
3	1:42.837	24.206	50.535	28.096	192.0	9:51.588	3	1:38.311	22.802	48.137	27.372	208.8	20:31.418	
4	1:37.437	22.861	47.812	26.764	212.7	11:29.025	4	1:37.614	22.713	47.831	27.070	209.5	22:09.032	
5	<u>1:36.737</u>	22.507	<u>47.528</u>	26.702	210.7	13:05.762	5	1:38.190	22.634	48.344	27.212	207.6	23:47.222	
6	1:36.084	22.234	47.349	26.501	212.7	14:41.846	6	1:47.005B	22.789	49.958	34.258	205.7	25:34.227	
7	<u>1:35.942</u>	<u>22.123</u>	47.288	26.531	213.3	16:17.788	7	16:03.937	...	58.394	30.396		41:38.164	
8	<u>1:35.908</u>	22.132	<u>47.227</u>	26.549	214.0	17:53.696	8	1:46.477	25.637	51.686	29.154	175.9	43:24.641	
9	1:36.563	22.245	47.543	26.775	212.0	19:30.259	9	<u>1:41.873</u>	<u>23.118</u>	50.813	27.942	210.1	45:06.514	
10	<u>1:36.014</u>	22.221	<u>47.194</u>	26.599	213.3	21:06.273	10	1:38.755	22.742	49.028	26.985	212.7	46:45.269	
11	<u>1:36.678</u>	22.738	<u>47.432</u>	26.508	212.7	22:42.951	11	1:37.382	22.404	47.970	27.008	212.7	48:22.651	
12	1:41.741B	22.240	47.305	32.196	211.4	24:24.692	12	1:37.716	22.522	47.907	27.287	213.3	50:00.367	
13	14:27.995	...	54.106	29.324		38:52.687	13	<u>1:37.070</u>	22.390			211.4	51:37.437	
14	1:43.161	24.591	50.723	27.847	185.3	40:35.848	14	1:37.859	22.419	48.533	26.907	210.7	53:15.296	
15	1:40.395	23.330	48.486	28.579	202.1	42:16.243	15	1:37.625	22.419	48.308	26.898	212.0	54:52.921	
16	1:35.631	22.178	47.123	26.330	214.0	43:51.874	16	1:47.603B	22.494	47.838	37.271	212.7	56:40.524	
17	1:35.236	22.066	46.777	26.393	214.0	45:27.110								
18	1:35.127	21.936	46.917	26.274	214.0	47:02.237								
19	1:35.190	21.939	46.903	26.348	214.0	48:37.427								
20	<u>1:35.130</u>	21.931	<u>46.790</u>	26.409	213.3	50:12.557								
21	<u>1:35.367</u>	22.039	<u>46.895</u>	26.433	213.3	51:47.924								
22	<u>1:35.287</u>	<u>22.048</u>	<u>46.909</u>	26.330	212.0	53:23.211								
23	1:35.464	22.126	46.999	26.339	212.7	54:58.675								
24	<u>1:46.660B</u>	22.114	<u>49.805</u>	34.741	212.7	56:45.335								
15	Jensen BURNETT	CAN						15	Jensen BURNETT	CAN				
	KCL Motorsport	TATUUS T-421							KCL Motorsport	TATUUS T-421				
1	2:49.771	1:27.962	52.224	29.585		2:49.771	1	2:49.771	1:27.962	52.224	29.585		2:49.771	
2	1:40.546	24.502	48.633	27.411	186.8	4:30.317	2	1:40.546	24.502	48.633	27.411	186.8	4:30.317	
3	<u>1:36.685</u>	22.564	<u>47.522</u>	26.599	210.7	6:07.002	3	<u>1:36.685</u>	22.564	<u>47.522</u>	26.599	210.7	6:07.002	
4	<u>1:35.730</u>	22.265	<u>46.999</u>	26.466	210.7	7:42.732	4	<u>1:35.730</u>	22.265	<u>46.999</u>	26.466	210.7	7:42.732	
5	1:35.187	22.103	46.704	26.380	210.1	9:17.919	5	1:35.187	22.103	46.704	26.380	210.1	9:17.919	
6	<u>1:34.749</u>	21.977	<u>46.520</u>	26.252	210.7	10:52.668	6	<u>1:34.749</u>	21.977	<u>46.520</u>	26.252	210.7	10:52.668	
7	1:34.778	21.931	46.575	26.272	212.0	12:27.446	7	1:34.778	21.931	46.575	26.272	212.0	12:27.446	
8	1:34.727	21.955	46.471	26.301	211.4	14:02.173	8	1:34.727	21.955	46.471	26.301	211.4	14:02.173	
9	1:34.781	21.895	46.564	26.322	213.3	15:36.954	9	1:34.781	21.895	46.564	26.322	213.3	15:36.954	



F4Spain
ROUND 1 - VALENCIA
Official Previous Test

Sector Analysis

— Invalidated Lap							■ Personal Best						■ Session Best		■ Crossing the pit lane	
Lap	Time	Sector 1	Sector 2	Sector 3	T.Sp	Elapsed	Lap	Time	Sector 1	Sector 2	Sector 3	T.Sp	Elapsed			
10	1:35.239	22.106	46.607	26.526	214.7	17:12.193	17	1:45.461	22.985	55.331	27.145	214.7	44:54.123			
11	1:40.138 B	22.553	46.765	30.820	217.4	18:52.331	18	1:35.698	22.139	47.057	26.502	213.3	46:29.821			
12	2:41.874 B	1:23.048	47.403	31.423		21:34.205	19	1:35.470	22.154	46.962	26.354	213.3	48:05.291			
13	2:14.024 B	53.450	48.158	32.416		23:48.229	20	1:35.080	22.006	46.718	26.356	213.3	49:40.371			
14	17:04.722	...	54.710	30.617		40:52.951	21	1:34.970	21.937	46.742	26.291	214.0	51:15.341			
15	1:41.160	24.313	49.402	27.445	193.6	42:34.111	22	1:35.034	21.954	46.773	26.307	214.7	52:50.375			
16	1:35.745	22.439	46.918	26.388	210.7	44:09.856	23	1:39.474	21.997	49.114	28.363	214.0	54:29.849			
17	1:35.055	22.036	46.588	26.431	212.7	45:44.911	24	1:48.467 B	21.992	47.097	39.378	216.7	56:18.316			
18	1:34.642	21.970	46.427	26.245	213.3	47:19.553							21 Borys LYZEN POL			
19	1:34.461	21.854	46.350	26.257	211.4	48:54.014							KCL Motorsport TATUUS T-421			
20	1:34.409	21.835	46.352	26.222	212.0	50:28.423							1 2:43.613 1:22.233 52.584 28.796 2:43.613			
21	1:34.153	21.752	46.276	26.125	214.7	52:02.576							2 1:40.104 24.332 48.763 27.009 196.4 4:23.717			
22	1:34.631	22.049	46.339	26.243	214.0	53:37.207							3 1:37.422 22.715 47.987 26.720 210.1 6:01.139			
23	1:34.449	21.852	46.379	26.218	213.3	55:11.656							4 1:36.420 22.478 47.311 26.631 210.7 7:37.559			
24	1:52.109 B	21.897	51.198	39.014	213.3	57:03.765							5 1:35.740 22.231 47.075 26.434 210.7 9:13.299			
17 Nacho TUÑÓN ESP													6 1:35.313 22.092 46.840 26.381 212.7 10:48.612			
T-Code by Amtog TATUUS T-421													7 1:35.436 22.059 46.911 26.466 212.0 12:24.048			
1	2:20.450	50.747	58.914	30.789		2:20.450							8 1:35.684 22.132 46.886 26.666 213.3 13:59.732			
2	1:52.109 B	25.605	51.098	35.406	193.6	4:12.559							9 1:35.152 22.048 46.756 26.348 212.7 15:34.884			
3	13:10.463 B	...	54.267	34.534		17:23.022							10 1:35.766 22.078 47.184 26.504 214.7 17:10.650			
4	6:23.796	5:02.841	52.619	28.336		23:46.818							11 1:43.885 B 22.109 49.576 32.200 213.3 18:54.535			
5	1:48.632 B	23.946	49.583	35.103	184.8	25:35.450							12 2:12.571 B 50.537 47.690 34.344 21:07.106			
6	3:13.181	1:57.121	48.927	27.133		28:48.631							13 2:12.897 B 52.524 47.339 33.034 23:20.003			
7	1:36.535	22.568	47.340	26.627	209.5	30:25.166							14 17:24.170 ... 53.868 28.744 40:44.173			
8	1:35.843	22.347	47.054	26.442	211.4	32:01.009							15 1:43.299 23.365 48.235 31.699 204.5 42:27.472			
9	1:35.498	22.188	46.946	26.364	210.7	33:36.507							16 1:36.957 22.294 46.853 27.810 213.3 44:04.429			
10	1:35.471	22.199	46.949	26.323	212.0	35:11.978							17 1:34.645 21.967 46.403 26.275 214.0 45:39.074			
11	1:40.623 B	22.104	46.747	31.772	212.7	36:52.601							18 1:34.517 21.901 46.445 26.171 213.3 47:13.591			
12	6:23.813	5:00.776	53.968	29.069		43:16.414							19 1:34.566 21.936 46.450 26.180 214.7 48:48.157			
13	1:39.971	23.469	48.626	27.876	198.6	44:56.385							20 1:34.601 21.801 46.371 26.429 214.7 50:22.758			
14	1:36.425	22.437	47.447	26.541	214.0	46:32.810							21 1:34.503 21.852 46.405 26.246 213.3 51:57.261			
15	1:35.541	22.193	47.009	26.339	214.7	48:08.351							22 1:34.401 21.856 46.464 26.081 214.0 53:31.662			
16	1:34.899	21.926	46.673	26.300	214.0	49:43.250							23 1:34.749 22.073 46.571 26.105 214.0 55:06.411			
17	1:34.781	22.037	46.597	26.147	215.3	51:18.031							24 1:54.017 B 21.904 54.733 37.380 214.0 57:00.428			
18	1:36.369	22.049	46.967	27.353	217.4	52:54.400							22 Vivek KANTHAN USA			
19	1:34.814	22.041	46.561	26.212	214.7	54:29.214							Griffin Core TATUUS T-421			
20	1:47.574 B	21.992	46.560	39.022	215.3	56:16.788							1 3:16.718 1:55.895 52.397 28.426 3:16.718			
18 Zoe FLORESCU ROU													2 1:41.127 24.388 49.775 26.964 204.5 4:57.845			
Tecnicar TATUUS T-421													3 1:36.391 22.590 47.308 26.493 209.5 6:34.236			
1	2:22.913	51.977	59.923	31.013		2:22.913							4 1:35.758 22.383 46.993 26.382 210.7 8:09.994			
2	1:44.098	25.229	50.452	28.417	180.0	4:07.011							5 1:36.346 22.699 47.163 26.484 211.4 9:46.340			
3	1:38.326	23.165	48.241	26.920	210.1	5:45.337							6 1:36.483 22.222 47.324 26.937 214.7 11:22.823			
4	1:37.770	22.662	47.800	27.308	212.7	7:23.107							7 1:34.820 21.927 46.649 26.244 213.3 12:57.643			
5	1:35.720	22.232	46.915	26.573	214.0	8:58.827							8 1:34.745 22.085 46.472 26.188 213.3 14:32.388			
6	1:35.588	22.356	46.749	26.483	213.3	10:34.415							9 1:35.542 21.935 46.716 26.891 214.7 16:07.930			
7	1:35.421	22.240	46.677	26.504	212.7	12:09.836							10 1:34.741 21.977 46.515 26.249 213.3 17:42.671			
8	1:35.193	22.203	46.613	26.377	214.0	13:45.029							11 1:34.793 21.894 46.572 26.327 212.7 19:17.464			
9	1:35.008	22.069	46.609	26.330	214.0	15:20.037							12 1:34.772 21.954 46.602 26.216 212.7 20:52.236			
10	1:35.975	21.991	47.008	26.976	214.7	16:56.012							13 1:42.184 B 21.929 46.715 33.540 214.0 22:34.420			
11	1:35.945	22.314	47.224	26.407	215.3	18:31.957							14 2:12.932 B 50.966 47.290 34.676 24:47.352			
12	1:35.326	22.168	46.807	26.351	211.4	20:07.283							15 13:11.671 ... 52.092 29.193 37:59.023			
13	1:35.181	22.045	46.757	26.379	215.3	21:42.464							16 1:39.946 24.435 48.787 26.724 187.8 39:38.969			
14	1:43.571 B	22.196	47.157	34.218	212.0	23:26.035							17 1:37.659 22.369 47.310 27.980 215.3 41:16.628			
15	17:56.675	...	59.546	30.792		41:22.710							18 1:34.695 21.898 46.721 26.076 216.0 42:51.323			
16	1:45.952	23.846	53.654	28.452	207.6	43:08.662							19 1:34.258 21.872 46.380 26.006 213.3 44:25.581			



F4Spain ROUND 1 - VALENCIA Official Previous Test

Sector Analysis


— Invalidated Lap

■ Personal Best

■ Session Best

B Crossing the pit lane

Lap	Time	Sector 1	Sector 2	Sector 3	T.Sp	Elapsed	Lap	Time	Sector 1	Sector 2	Sector 3	T.Sp	Elapsed
20	1:34.275	21.757	46.468	26.050	215.3	45:59.856	22	1:34.812	21.868	46.687	26.257	214.0	55:20.109
21	1:34.286	21.842	46.392	26.052	214.0	47:34.142	23	1:54.007 B	21.964	54.206	37.837	214.0	57:14.116
22	1:34.190	21.759	46.324	26.107	216.0	49:08.332	25 Aleix PIÑERA ESP						
23	1:34.333	21.801	46.335	26.197	213.3	50:42.665	Tecnicar TATUUS T-421						
24	1:49.024	24.940	57.480	26.604	214.0	52:31.689	1	2:20.756	51.521	58.647	30.588		2:20.756
25	1:35.079	21.937	46.862	26.280	214.0	54:06.768	2	1:45.259	25.738			187.3	4:06.015
26	1:40.968 B	21.892	46.514	32.562	214.7	55:47.736	3	1:38.430	23.443			210.1	5:44.445
23 Rocco CORONEL NLD							4	1:35.985	22.643			211.4	7:20.430
MP Motorsport TATUUS T-421							5	1:35.028	22.125			209.5	8:55.458
1	1:58.074	36.352	52.541	29.181		1:58.074	6	1:34.631	22.012			214.0	10:30.089
2	1:47.814 B	23.739	49.536	34.539	204.5	3:45.888	7	1:35.434	22.017			213.3	12:05.523
3	2:14.916 B	51.474	48.731	34.711		6:00.804	8	1:35.327	21.912			212.7	13:40.850
4	2:12.164	55.815	49.787	26.562		8:12.968	9	1:35.279	21.978			214.0	15:16.129
5	1:36.082	22.311	47.264	26.507	211.4	9:49.050	10	1:35.188	22.255			218.0	16:51.317
6	1:35.466	22.110	46.950	26.406	211.4	11:24.516	11	1:34.529	21.882			210.7	18:25.846
7	1:35.066	22.138	46.686	26.242	213.3	12:59.582	12	1:34.510	21.894			211.4	20:00.356
8	1:36.530	22.964	46.783	26.783	203.3	14:36.112	13	1:34.443	21.936			210.7	21:34.799
9	1:35.013	22.105	46.634	26.274	214.0	16:11.125	14	1:43.514 B	21.876			210.7	23:18.313
10	1:34.851	21.886	46.736	26.229	213.3	17:45.976	15	20:28.044	...				43:46.357
11	1:35.137	22.000	46.698	26.439	212.7	19:21.113	16	1:41.319	23.230			210.1	45:27.676
12	1:35.036	22.010	46.715	26.311	216.7	20:56.149	17	1:37.467	22.763			214.7	47:05.143
13	1:34.897	21.938	46.670	26.289	212.7	22:31.046	18	1:35.591	22.212			212.7	48:40.734
14	1:41.666 B	22.038	46.524	33.104	211.4	24:12.712	19	1:34.950	22.134			210.7	50:15.684
15	16:36.939	...	55.690	28.859		40:49.651	20	1:34.785	21.901			212.7	51:50.469
16	1:41.206	24.159	49.684	27.363	196.4	42:30.857	21	1:35.002	21.929			212.0	53:25.471
17	1:36.676	22.536	47.522	26.618	212.7	44:07.533	22	1:34.792	22.076			210.7	55:00.263
18	1:35.051	22.030	46.668	26.353	214.0	45:42.584	23	2:16.911 B	48.456			213.3	57:17.174
19	1:34.788	22.025	46.486	26.277	214.0	47:17.372	27 Alexander CHARTIER ITA						
20	1:34.272	21.779	46.356	26.137	213.3	48:51.644	Monlau Motorsport TATUUS T-421						
21	1:35.134	22.210	46.577	26.347	214.0	50:26.778	1	2:08.180 B	36.759	54.977	36.444		2:08.180
22	1:34.715	21.881	46.555	26.279	215.3	52:01.493	2	6:06.173	4:44.397	52.715	29.061		8:14.353
23	1:47.943 B	25.237	49.012	33.694	174.1	53:49.436	3	1:45.468	26.072	50.913	28.483	164.2	9:59.821
24 Beau LOWETTE BEL							4	1:38.419	23.796	47.887	26.736	193.6	11:38.240
TC Racing TATUUS T-421							5	1:36.595	22.708	47.323	26.564	210.7	13:14.835
1	2:21.477	52.167	58.828	30.482		2:21.477	6	1:36.082	22.273	47.325	26.484	211.4	14:50.917
2	1:45.035	25.500	50.830	28.705	199.2	4:06.512	7	1:35.943	22.201	47.204	26.538	211.4	16:26.860
3	1:38.402	23.281	48.247	26.874	212.0	5:44.914	8	1:35.995	22.201	47.177	26.617	211.4	18:02.855
4	1:37.042	22.534	47.969	26.539	213.3	7:21.956	9	1:37.404	22.448	48.306	26.650	210.1	19:40.259
5	1:35.585	22.205	46.916	26.464	211.4	8:57.541	10	1:38.407	24.647	47.297	26.463	213.3	21:18.666
6	1:34.921	22.055	46.534	26.332	212.7	10:32.462	11	1:35.992	22.279	47.226	26.487	211.4	22:54.658
7	1:34.828	21.844	46.617	26.367	213.3	12:07.290	12	2:22.620 B	22.135	1:19.580	40.905	210.1	25:17.278
8	1:36.676	21.977	46.842	27.857	217.4	13:43.966	13	13:38.215	...	55.317	28.925		38:55.493
9	1:34.560	21.890	46.528	26.142	217.4	15:18.526	14	1:45.593	26.249	51.490	27.854	170.7	40:41.086
10	1:36.495	21.916	47.316	27.263	212.0	16:55.021	15	1:39.838	24.363	48.632	26.843	180.5	42:20.924
11	1:41.478 B	21.952	46.995	32.531	217.4	18:36.499	16	1:35.719	22.305	47.023	26.391	214.0	43:56.643
12	20:45.248	...	54.013	28.830		39:21.747	17	1:34.950	21.965	46.710	26.275	213.3	45:31.593
13	1:40.587	23.439	50.075	27.073	206.9	41:02.334	18	1:34.924	21.871	46.791	26.262	213.3	47:06.517
14	1:37.097	22.747	47.678	26.672	212.0	42:39.431	19	1:34.894	21.941	46.748	26.205	213.3	48:41.411
15	1:35.814	22.277	47.095	26.442	213.3	44:15.245	20	1:36.637	22.064	46.804	27.769	216.0	50:18.048
16	1:34.989	22.012	46.685	26.292	214.7	45:50.234	21	1:34.972	21.901	46.677	26.394	214.0	51:53.020
17	1:34.999	21.942	46.570	26.487	214.0	47:25.233	22	1:35.433	22.089	46.991	26.353	212.0	53:28.453
18	1:34.791	21.952	46.638	26.201	214.7	49:00.024	23	1:35.213	22.137	46.762	26.314	212.7	55:03.666
19	1:35.180	21.952	46.917	26.311	216.0	50:35.204	24	1:55.619 B	22.245	56.407	36.967	214.7	56:59.285
20	1:35.131	22.115	46.664	26.352	212.7	52:10.335							
21	1:34.962	21.976	46.607	26.379	211.4	53:45.297							




F4Spain

ROUND 1 - VALENCIA

Official Previous Test

Sector Analysis


Lap	Time	Sector 1	Sector 2	Sector 3	T.Sp	Elapsed	Lap	Time	Sector 1	Sector 2	Sector 3	T.Sp	Elapsed	
28	Max RADECK PRT							6	1:35.058	22.099	46.695	26.264	212.0	11:32.099
	DXR TATUUS T-421							7	1:35.024	21.997	46.777	26.250	214.7	13:07.123
1	3:02.463	1:39.192	53.921	29.350		3:02.463	8	<u>1:35.246</u>	<u>21.982</u>	46.818	26.446	214.0	14:42.369	
2	1:40.021	24.012	48.830	27.179	196.9	4:42.484	9	1:39.265	22.061	48.129	29.075	218.0	16:21.634	
3	<u>1:37.327</u>	22.792			210.7	6:19.811	10	1:35.147	22.162	46.753	26.232	214.7	17:56.781	
4	<u>1:37.062</u>	<u>22.568</u>			209.5	7:56.873	11	1:34.763	22.015	46.582	26.166	214.0	19:31.544	
5	<u>1:36.280</u>	22.375	<u>47.328</u>	26.577	210.7	9:33.153	12	<u>1:34.860</u>	<u>21.887</u>	46.702	26.271	214.0	21:06.404	
6	1:36.646	22.374	47.528	26.744	213.3	11:09.799	13	<u>1:34.925</u>	22.097	<u>46.577</u>	26.251	218.0	22:41.329	
7	1:36.852	22.155			214.0	12:46.651	14	1:41.862 B	22.226	47.161	23.475	214.0	24:23.191	
8	1:43.146 B	22.272	47.831	33.043	210.7	14:29.797	15	13:35.194	...	52.174	29.243		37:58.385	
9	24:04.108	...	53.977	29.100		38:33.905	16	1:39.750	23.919	48.784	27.047	206.9	39:38.135	
10	1:41.011	23.884	49.517	27.610	190.9	40:14.916	17	1:36.157	22.413	47.310	26.434	214.0	41:14.292	
11	1:38.322	23.734			214.0	41:53.238	18	1:35.252	22.146	46.894	26.212	214.7	42:49.544	
12	<u>1:36.762</u>	22.617	<u>47.474</u>	<u>26.671</u>	214.7	43:30.000	19	1:34.589	21.972	46.540	26.077	215.3	44:24.133	
13	<u>1:35.840</u>	<u>22.260</u>	47.050	26.530	213.3	45:05.840	20	1:34.177	21.821	46.335	26.021	215.3	45:58.310	
14	<u>1:35.827</u>	22.006	<u>47.252</u>	26.569	212.7	46:41.667	21	<u>1:34.295</u>	<u>21.807</u>	46.404	26.084	214.7	47:32.605	
15	1:35.363	22.013	46.881	26.469	214.0	48:17.030	22	1:34.111	21.799	46.288	26.024	215.3	49:06.716	
16	<u>1:36.871</u>	<u>22.133</u>			213.3	49:53.901	23	1:34.135	21.761	46.272	26.102	216.7	50:40.851	
17	<u>1:35.940</u>	22.095			214.7	51:29.841	24	<u>1:35.666</u>	<u>21.932</u>	46.970	26.764	213.3	52:16.517	
18	<u>1:35.678</u>	22.115	<u>47.217</u>	26.346	212.7	53:05.519	25	<u>1:34.823</u>	<u>22.005</u>	46.660	26.158	212.7	53:51.340	
19	<u>1:35.863</u>	<u>22.050</u>			215.3	54:41.382	26	1:35.024	21.996	46.674	26.354	214.7	55:26.364	
20	<u>1:49.610</u> B	22.291	<u>47.869</u>	39.450	212.0	56:30.992	27	2:01.191 B	25.124	57.289	38.778	216.0	57:27.555	
32	Simón BULBARELLA ARG							38	Daniel KELLEHER IRE					
	Drivex TATUUS T-421								Campos Racing TATUUS T-421					
1	6:10.736	4:45.188	55.904	29.644		6:10.736	1	3:17.369	1:56.292	52.566	28.511		3:17.369	
2	1:41.181	24.836	48.940	27.405	198.1	7:51.917	2	1:41.545	24.228	50.034	27.283	194.7	4:58.914	
3	1:39.751	22.899	49.789	27.063	210.7	9:31.668	3	<u>1:36.727</u>	22.773	<u>47.461</u>	26.493	211.4	6:35.641	
4	<u>1:35.759</u>	22.285			213.3	11:07.427	4	1:35.665	22.342	46.923	26.400	213.3	8:11.306	
5	<u>1:34.778</u>	21.817	<u>46.620</u>	26.341	214.0	12:42.205	5	1:36.027	22.284	47.439	26.304	212.0	9:47.333	
6	1:34.994	21.932			214.0	14:17.199	6	1:36.384	22.251	46.980	27.153	214.0	11:23.717	
7	1:34.822	21.918	46.602	26.302	212.0	15:52.021	7	1:35.055	22.080	46.727	26.248	216.7	12:58.772	
8	<u>1:34.650</u>	21.928	<u>46.520</u>	26.202	216.0	17:26.671	8	<u>1:34.915</u>	21.957	<u>46.735</u>	26.223	214.0	14:33.687	
9	1:35.125	21.904	46.869	26.352	214.0	19:01.796	9	1:35.033	22.060	46.580	26.393	212.7	16:08.720	
10	<u>1:34.577</u>	21.879			214.7	20:36.373	10	<u>1:34.895</u>	22.052	<u>46.665</u>	26.178	216.0	17:43.615	
11	<u>2:00.643</u> B	21.903			213.3	22:37.016	11	<u>1:35.054</u>	22.032	<u>46.712</u>	26.310	214.0	19:18.669	
12	15:52.374	...				38:29.390	12	1:34.987	22.035	46.675	26.277	212.0	20:53.656	
13	1:42.075	24.464	50.088	27.523	190.9	40:11.465	13	1:35.141	21.980	46.767	26.394	213.3	22:28.797	
14	1:36.566	22.540	47.546	26.480	214.7	41:48.031	14	1:42.346 B	22.130	46.690	33.526	210.1	24:11.143	
15	<u>1:35.279</u>	22.113	<u>46.824</u>	26.342	212.7	43:23.310	15	13:48.818	...	52.631	28.811		37:59.961	
16	<u>1:35.227</u>	<u>21.999</u>			214.0	44:58.537	16	1:40.257	24.202	49.150	26.905	185.8	39:40.218	
17	1:38.181	21.847			216.0	46:36.718	17	1:37.436	22.449	47.186	27.801	212.0	41:17.654	
18	1:34.993	21.989			214.0	48:11.711	18	1:35.070	22.031	46.854	26.185	213.3	42:52.724	
19	1:34.888	21.885			216.7	49:46.599	19	1:34.328	21.812	46.380	26.136	215.3	44:27.052	
20	<u>1:34.864</u>	<u>21.863</u>			216.0	51:21.463	20	1:34.396	21.866	46.411	26.119	214.7	46:01.448	
21	<u>1:34.922</u>	21.942			215.3	52:56.385	21	1:34.247	21.859	46.265	26.123	212.7	47:35.695	
22	1:35.197	22.044			217.4	54:31.582	22	1:34.486	21.975	46.362	26.149	215.3	49:10.181	
23	<u>1:48.511</u> B	<u>21.932</u>			215.3	56:20.093	23	1:34.460	21.895	46.437	26.128	216.7	50:44.641	
37	Ty FISHER CAN							39	Louis COCHET NLD					
	Griffin Core TATUUS T-421								KCL Motorsport TATUUS T-421					
1	3:24.335	2:02.200	53.278	28.857		3:24.335	1	2:02.792	37.764	55.202	29.826		2:02.792	
2	1:42.262	24.374	50.264	27.624	205.1	5:06.597	2	1:44.478	24.541	49.893	30.044	198.1	3:47.270	
3	1:37.970	23.116	48.056	26.798	212.0	6:44.567	3	<u>1:39.973</u>	23.447	<u>49.465</u>	27.061	197.5	5:27.243	
4	1:36.886	22.710	47.609	26.567	212.0	8:21.453								
5	1:35.588	22.289	46.996	26.303	212.7	9:57.041								



F4Spain ROUND 1 - VALENCIA Official Previous Test

Sector Analysis

_ Invalidated Lap							■ Personal Best						■ Session Best						■ Crossing the pit lane															
Lap	Time	Sector 1	Sector 2	Sector 3	T.Sp	Elapsed	Lap	Time	Sector 1	Sector 2	Sector 3	T.Sp	Elapsed	Lap	Time	Sector 1	Sector 2	Sector 3	T.Sp	Elapsed	Lap	Time	Sector 1	Sector 2	Sector 3	T.Sp	Elapsed							
4	1:39.101	22.719	49.541	26.841	208.8	7:06.344	7	1:42.789 B	21.961	46.890	33.938	212.0	12:46.527	8	20:02.331 B	...	55.519	37.174	32:48.858													
5	1:41.557	23.098	51.463	26.996	210.7	8:47.901	9	5:43.349	4:17.804	56.341	29.204	...	38:32.207	10	1:41.716	24.457	49.647	27.612	189.4	40:13.923														
6	1:39.667	22.351	50.340	26.976	210.1	10:27.568	11	1:37.246	22.543	48.005	26.698	211.4	41:51.169	12	1:35.072	22.057	46.695	26.320	212.0	43:26.241														
7	1:36.025	22.263	47.237	26.525	210.1	12:03.593	13	1:34.462	21.809	46.590	26.063	213.3	45:00.703	14	1:34.197	21.755	46.227	26.215	213.3	46:34.900														
8	1:35.713	22.114	47.057	26.542	212.0	13:39.306	15	1:34.028	21.647	46.265	26.116	214.0	48:08.928	16	1:46.333 B	21.786	48.844	35.703	216.0	49:55.261														
9	1:36.371	22.195	47.243	26.933	213.3	15:15.677	46 Nathan TYE GBR																											
10	1:37.144	22.255	47.514	27.375	212.0	16:52.821	Drivex TATUUS T-421																											
11	1:35.789	22.129	47.221	26.439	211.4	18:28.610	1	2:09.276 B	39.423	54.014	35.839	...	2:09.276																					
12	1:35.516	22.203	46.905	26.408	211.4	20:04.126	2	9:36.017	8:16.421	51.891	27.705	...	11:45.293																					
13	1:35.605	22.103	47.073	26.429	211.4	21:39.731	3	1:38.744	23.751	48.034	26.959	184.3	13:24.037																					
14	1:41.571 B	22.180	46.949	32.442	210.7	23:21.302	4	1:37.695	22.514	48.449	26.732	208.8	15:01.732																					
15	17:33.023	...	57.289	28.871	...	40:54.325	5	1:35.663	22.169	47.066	26.428	210.7	16:37.395																					
16	1:41.286	25.320	48.837	27.129	185.3	42:35.611	6	1:35.088	22.042	46.797	26.249	210.1	18:12.483																					
17	1:35.952	22.328	47.129	26.495	213.3	44:11.563	7	1:34.915	22.052	46.686	26.177	210.7	19:47.398																					
18	1:35.121	22.123	46.664	26.334	213.3	45:46.684	8	1:34.978	22.055	46.619	26.304	210.1	21:22.376																					
19	1:35.119	22.109	46.721	26.289	214.7	47:21.803	9	1:36.324	22.096	47.903	26.325	211.4	22:58.700																					
20	1:34.924	21.883	46.714	26.327	213.3	48:56.727	10	1:43.879 B	22.097	46.715	35.067	208.8	24:42.579																					
21	1:34.728	21.856	46.592	26.280	214.0	50:31.455	11	13:45.307	...	55.036	29.351	...	38:27.886																					
22	1:34.886	21.913	46.684	26.289	212.7	52:06.341	12	1:41.752	24.793	49.424	27.535	178.6	40:09.638																					
23	1:35.060	21.944	46.813	26.303	214.0	53:41.401	13	1:36.305	22.495	47.354	26.456	210.1	41:45.943																					
24	1:35.214	21.988	46.898	26.328	214.0	55:16.615	14	1:35.069	22.048	46.714	26.307	210.1	43:21.012																					
25	1:52.336 B	22.606	52.542	37.188	212.7	57:08.951	15	1:34.540	21.893	46.458	26.189	211.4	44:55.552																					
40 Kasper SCHORMANS NLD							46 Nathan TYE GBR																											
MP Motorsport TATUUS T-421							Drivex TATUUS T-421																											
1	5:15.914	3:54.243	53.506	28.165	...	5:15.914	1	2:09.276 B	39.423	54.014	35.839	...	2:09.276																					
2	1:38.340	23.327	48.123	26.890	206.9	6:54.254	2	9:36.017	8:16.421	51.891	27.705	...	11:45.293																					
3	1:36.104	22.389	47.115	26.600	210.7	8:30.358	3	1:38.744	23.751	48.034	26.959	184.3	13:24.037																					
4	1:35.341	22.094	46.714	26.533	214.7	10:05.699	4	1:37.695	22.514	48.449	26.732	208.8	15:01.732																					
5	1:35.839	22.279	46.965	26.595	212.0	11:41.538	5	1:35.663	22.169	47.066	26.428	210.7	16:37.395																					
6	1:37.607	22.699	48.340	26.568	216.7	13:19.145	6	1:35.088	22.042	46.797	26.249	210.1	18:12.483																					
7	1:35.067	22.026	46.711	26.330	212.7	14:54.212	7	1:34.915	22.052	46.686	26.177	210.7	19:47.398																					
8	1:34.906	21.886	46.564	26.456	214.7	16:29.118	8	1:34.978	22.055	46.619	26.304	210.1	21:22.376																					
9	1:34.777	21.946	46.587	26.244	216.0	18:03.895	9	1:36.324	22.096	47.903	26.325	211.4	22:58.700																					
10	1:35.548	21.949	47.166	26.433	213.3	19:39.443	10	1:43.879 B	22.097	46.715	35.067	208.8	24:42.579																					
11	1:34.960	21.928	46.682	26.350	212.0	21:14.403	11	13:45.307	...	55.036	29.351	...	38:27.886																					
12	1:34.582	21.931	46.468	26.183	211.4	22:48.985	12	1:41.752	24.793	49.424	27.535	178.6	40:09.638																					
13	1:42.806 B	22.022	46.505	34.279	212.7	24:31.791	13	1:36.305	22.495	47.354	26.456	210.1	41:45.943																					
14	16:38.211	...	58.243	29.630	...	41:10.002	14	1:35.069	22.048	46.714	26.307	210.1	43:21.012																					
15	1:48.242	23.962	56.717	27.563	209.5	42:58.244	15	1:34.540	21.893	46.458	26.189	211.4	44:55.552																					
16	1:36.679	22.605	47.552	26.522	213.3	44:34.923	16	1:36.348	21.777	47.683	26.888	212.7	46:31.900																					
17	1:35.365	22.130	46.871	26.364	213.3	46:10.288	17	1:34.505	21.821	46.481	26.203	212.0	48:06.405																					
18	1:34.929	22.036	46.657	26.236	213.3	47:45.217	18	1:34.645	21.786	46.677	26.182	212.7	49:41.050																					
19	1:34.601	21.793	46.587	26.221	214.0	49:19.818	19	1:36.400	22.676	47.322	26.402	214.0	51:17.450																					
20	1:34.462	21.813	46.500	26.149	214.7	50:54.280	20	1:34.999	22.039	46.712	26.248	212.0	52:52.449																					
21	1:34.594	21.956	46.464	26.174	214.0	52:28.874	21	1:35.031	21.938	46.672	26.421	212.7	54:27.480																					
22	1:34.513	21.853	46.643	26.017	215.3	54:03.387	22	1:47.673 B	22.087	46.769	38.817	212.7	56:15.153																					
23	1:49.761 B	24.125	50.695	34.941	212.7	55:53.148	71 Sam URUS MCO																											
44 Elliot KACZYNSKI SWE							Drivex TATUUS T-421																											
MP Motorsport TATUUS T-421							Drivex TATUUS T-421																											
1	3:00.792	1:37.883	53.237	29.672	...	3:00.792	1	2:32.068	1:04.682	57.395	29.991	...	2:32.068																					
2	1:39.972	23.839	49.088	27.045	204.5	4:40.764	2	1:41.260	24.058	49.616	27.586	202.7	4:13.328																					
3	1:36.617	22.534	47.471	26.612	209.5	6:17.381	3	1:37.567	22.768	47.790	27.009	206.9	5:50.895																					
4	1:36.230	22.258	47.441	26.531	209.5	7:53.611	4	1:36.817	22.529	47.479	26.809	209.5	7:27.712																					
5	1:35.275	21.977	46.986	26.312	212.0	9:28.886	5	1:38.862	22.359	47.620	28.883	210.1	9:06.574																					
6	1:34.852	21.878	46.694	26.280	210.7	11:03.738	6	1:36.283	22.347	47.196	26.740	210.7	10:42.857																					
44 Elliot KACZYNSKI SWE							7	1:39.984	22.402	47.466	30.116	210.7	12:22.841																					
MP Motorsport TATUUS T-421							8	1:37.174	22.308	47.400	27.466	210.7	14:00.015																					
1	3:00.792	1:37.883	53.237	29.672	...	3:00.792	9	1:36.361	22.381	47.335	26.645	214.0	15:36.376																					
2	1:39.972	23.839	49.088	27.045	204.5	4:40.764	10	1:43.953	23.460	51.112	29.381	212.0	17:20.329																					
3	1:36.617	22.534	47.471	26.612	209.5	6:17.381	11	1:36.584	22.344	47.324	26.916	210.1	18:56.913																					
4	1:36.230	22.258	47.441	26.531	209.5	7:53.611	12	1:36.185	22.281	47.225	26.679	209.5	20:33.098																					
5	1:35.275	21.977	46.986	26.312	212.0	9:28.886	13	1:47.927 B	24.064	49.194	34.669	211.4	22:21.025																					
6	1:34.852	21.878	46.694	26.280	210.7	11:03.738	14	16:15.540	...	58.109	30.147	...	38:36.565																					
44 Elliot KACZYNSKI SWE							15	1:42.221	24.047	50.174	28.000	205.7	40:18.786																					
MP Motorsport TATUUS T-421							16	1:37.599	22.990	47.903	26.706	210.7	41:56.385																					
1	3:00.792	1:37.883	53.237	29.672	...	3:00.792	17	1:35.738	22.186	47.070	26.482	212.7	43:32.123																					
2	1:39.972	23.839	49.088	27.045	204.5	4:40.764	18	1:36.609	22.155	47.013	27.441	212.0	45:08.732																					
3	1:36.617	22.534	47.471	26.612	209.5	6:17.381	19	1:35.605	21.945	47.133	26.527	212.7	46:44.337																					
4	1:36.230	22.258	47.441	26.531	209.5	7:53.611																												
5	1:35.275	21.977	46.986	26.312	212.0	9:28.886																												
6	1:34.852	21.878	46.694	26.280	210.7	11:03.738																												



F4Spain ROUND 1 - VALENCIA Official Previous Test

Sector Analysis

— Invalidated Lap

■ Personal Best

■ Session Best

B Crossing the pit lane

Lap	Time	Sector 1	Sector 2	Sector 3	T.Sp	Elapsed	Lap	Time	Sector 1	Sector 2	Sector 3	T.Sp	Elapsed
20	1:35.361	21.913	46.954	26.494	212.0	48:19.698	21	1:35.188	22.046	46.821	26.321	213.3	49:50.181
21	1:35.349	21.935	46.914	26.500	211.4	49:55.047	22	1:35.239	21.930	46.868	26.441	214.7	51:25.420
22	1:35.191	22.043	46.759	26.389	213.3	51:30.238	23	1:35.255	21.974	46.884	26.397	214.7	53:00.675
23	1:37.807	22.716	48.039	27.052	216.0	53:08.045	24	1:42.051B	22.058	47.418	32.575	213.3	54:42.726
24	1:35.399	22.066	46.906	26.427	213.3	54:43.444							
25	1:50.778B	24.806	50.996	34.976	201.5	56:34.222							


73 Fausto ARNAUDO ARG						
Monlau Motorsport TATUUS T-421						
Lap	Time	Sector 1	Sector 2	Sector 3	T.Sp	Elapsed
1	2:21.342B	36.777	1:04.589	39.976		2:21.342
2	5:40.499	4:17.172	54.165	29.162		8:01.841
3	1:43.665	25.333	50.343	27.989	176.8	9:45.506
4	1:41.304	24.327	49.207	27.770	189.9	11:26.810
5	1:37.670	22.685	48.292	26.693	210.7	13:04.480
6	1:36.324	22.376	47.428	26.520	212.0	14:40.804
7	1:35.988	22.326	47.192	26.470	211.4	16:16.792
8	1:35.455	22.164	46.980	26.311	212.0	17:52.247
9	1:35.895	22.056	47.363	26.476	210.7	19:28.142
10	1:35.911	22.078	47.087	26.746	211.4	21:04.053
11	1:36.903	23.153	47.295	26.455	204.5	22:40.956
12	1:40.580B	22.234	47.138	31.208	211.4	24:21.536
13	10:30.811	9:05.101	56.784	28.926		34:52.347
14	1:43.194	25.180	49.851	28.163	165.8	36:35.541
15	1:39.981	24.245	48.452	27.284	182.9	38:15.522
16	1:36.244	22.368	47.260	26.616	210.7	39:51.766
17	1:35.377	22.041	47.056	26.280	212.7	41:27.143
18	1:35.432	21.969	47.258	26.205	214.7	43:02.575
19	1:34.749	21.931	46.658	26.160	215.3	44:37.324
20	1:34.619	21.872	46.613	26.134	212.7	46:11.943
21	1:36.315	22.212	47.579	26.524	214.7	47:48.258
22	1:34.835	21.785	46.725	26.325	213.3	49:23.093
23	1:36.408	22.003	46.821	27.584	214.0	50:59.501
24	1:35.061	21.986	46.799	26.276	213.3	52:34.562
25	1:39.685B	21.978	46.887	30.820	213.3	54:14.247

74 Pablo RICCOBONO ESP						
GRS Team TATUUS T-421						
Lap	Time	Sector 1	Sector 2	Sector 3	T.Sp	Elapsed
1	2:27.586B	52.830	57.735	37.021		2:27.586
2	3:58.941	2:41.046	49.834	28.061		6:26.527
3	1:39.867	23.241	49.095	27.531	208.2	8:06.394
4	1:36.924	22.562	47.658	26.704	210.1	9:43.318
5	1:36.291	22.305	47.308	26.678	210.7	11:19.609
6	1:35.828	22.135	47.146	26.547	210.7	12:55.437
7	1:36.144	22.208	47.352	26.584	212.7	14:31.581
8	1:37.344	22.275	47.054	28.015	210.7	16:08.925
9	1:36.357	22.442	47.377	26.538	217.4	17:45.282
10	1:35.638	22.138	46.981	26.519	212.7	19:20.920
11	1:37.011	22.786	47.463	26.762	211.4	20:57.931
12	1:35.792	22.167	47.127	26.498	212.7	22:33.723
13	1:42.735B	22.398	47.751	32.586	211.4	24:16.458
14	14:16.777	...	54.315	29.087		38:33.235
15	1:41.258	24.218	49.384	27.656	197.5	40:14.493
16	1:37.326	22.410	48.257	26.659	215.3	41:51.819
17	1:36.121	22.267	47.278	26.576	214.7	43:27.940
18	1:36.371	22.096	47.691	26.584	212.0	45:04.311
19	1:35.296	22.108	46.755	26.433	213.3	46:39.607
20	1:35.386	22.108	46.882	26.396	212.7	48:14.993

77 Andrej PETROVIC SRB						
T-Code by Amtog TATUUS T-421						
Lap	Time	Sector 1	Sector 2	Sector 3	T.Sp	Elapsed
1	2:15.321	47.505	57.002	30.814		2:15.321
2	1:44.671	25.015	51.147	28.509	188.9	3:59.992
3	1:39.734	23.304	49.327	27.103	204.5	5:39.726
4	1:36.084	22.431	47.143	26.510	212.7	7:15.810
5	1:37.583	22.118	46.819	28.646	210.7	8:53.393
6	1:35.018	22.109	46.620	26.289	214.0	10:28.411
7	1:38.442	22.029	49.785	26.628	214.7	12:06.853
8	1:35.835	22.074	46.676	27.085	216.7	13:42.688
9	1:34.550	21.887	46.502	26.161	214.0	15:17.238
10	1:36.733	22.146	48.054	26.533	216.7	16:53.971
11	1:34.999	22.057	46.776	26.166	214.7	18:28.970
12	1:37.823	22.246	49.218	26.359	214.7	20:06.793
13	1:34.519	21.913	46.490	26.116	211.4	21:41.312
14	1:43.500B	21.962	46.511	35.027	213.3	23:24.812
15	17:56.995	...	56.012	35.081		41:21.807
16	1:46.219	23.862	53.471	28.886	201.5	43:08.026
17	1:44.927	23.221	54.753	26.953	205.7	44:52.953
18	1:35.958	22.305	47.077	26.576	212.7	46:28.911
19	1:35.221	22.192	46.752	26.277	214.0	48:04.132
20	1:35.100	22.138	46.701	26.261	214.7	49:39.232
21	1:35.568	22.375	46.886	26.307	214.0	51:14.800
22	1:34.884	21.969	46.651	26.264	214.0	52:49.684
23	1:36.592	22.131	48.109	26.352	214.0	54:26.276
24	1:47.873B	22.100	46.680	39.093	212.7	56:14.149

78 Maria NETO PRT						
TC Racing TATUUS T-421						
Lap	Time	Sector 1	Sector 2	Sector 3	T.Sp	Elapsed
1	2:36.331B	1:06.245	53.889	36.197		2:36.331
2	6:06.472	4:46.861	51.502	28.109		8:42.803
3	1:40.330	24.051	48.401	27.878	203.3	10:23.133
4	1:37.571	22.721	47.851	26.999	209.5	12:00.704
5	1:39.669	22.828	48.090	28.751	210.1	13:40.373
6	1:46.590	29.301	47.654	29.635	145.2	15:26.963
7	1:36.995	22.542	47.659	26.794	212.0	17:03.958
8	1:36.268	22.328	47.261	26.679	210.7	18:40.226
9	1:41.835B	22.206	48.823	30.806	210.1	20:22.061
10	10:39.594	9:24.221	48.476	26.897		31:01.655
11	1:39.827	24.382	47.537	27.908	175.9	32:41.482
12	1:47.133B	24.256	49.395	33.482	209.5	34:28.615
13	6:10.331	4:45.527	56.533	28.271		40:38.946
14	1:40.201	24.037	48.957	27.207	194.2	42:19.147
15	1:38.998	22.458	47.635	28.905	210.7	43:58.145
16	1:36.382	22.394	47.383	26.605	212.0	45:34.527
17	1:36.133	22.141	47.159	26.833	213.3	47:10.660
18	1:35.331	21.995	46.932	26.404	212.7	48:45.991
19	1:42.946B	21.984	49.945	31.017	210.1	50:28.937

80 Sebastián FRIGOLET MEX						
DXR TATUUS T-421						
Lap	Time	Sector 1	Sector 2	Sector 3	T.Sp	Elapsed
1	2:10.234B	40.501	53.652	36.081		2:10.234



F4Spain ROUND 1 - VALENCIA Official Previous Test

Sector Analysis


_ Invalidated Lap						■ Personal Best	■ Session Best	B Crossing the pit lane					
Lap	Time	Sector 1	Sector 2	Sector 3	T.Sp	Elapsed	Lap	Time	Sector 1	Sector 2	Sector 3	T.Sp	Elapsed
2	8:09.647	6:51.352	50.362	27.933		10:19.881	5	1:37.449	22.463	47.899	27.087	214.0	9:02.862
3	1:39.996	23.332	48.591	28.073	206.9	11:59.877	6	1:37.425	22.648	47.872	26.905	213.3	10:40.287
4	1:38.333	23.289	48.122	26.922	206.9	13:38.210	7	1:36.914	22.542	47.507	26.865	214.0	12:17.201
5	1:38.367	22.707	48.112	27.548	211.4	15:16.577	8	1:36.803	22.305	47.509	26.989	213.3	13:54.004
6	1:39.001	23.067	48.886	27.048	213.3	16:55.578	9	1:37.207	22.502	47.635	27.070	211.4	15:31.211
7	1:37.188	22.364	48.157	26.667	213.3	18:32.766	10	1:37.523	22.709	47.914	26.900	213.3	17:08.734
8	1:36.195	22.303	47.283	26.609	212.0	20:08.961	11	1:36.886	22.289	47.612	26.985	212.0	18:45.620
9	1:36.228	22.313	47.255	26.660	210.7	21:45.189	12	1:37.055	22.461	47.815	26.779	211.4	20:22.675
10	1:36.197	22.376	47.242	26.579	209.5	23:21.386	13	1:36.960	22.417	47.654	26.889	208.8	21:59.635
11	1:47.784 B	22.307	49.322	36.155	209.5	25:09.170	14	1:47.796 B	22.507	49.867	35.422	209.5	23:47.431
12	8:07.449	6:44.952	53.357	29.140		33:16.619	15	15:51.236	...	55.792	30.184		39:38.667
13	1:39.978	23.983	48.803	27.192	205.7	34:56.597	16	1:46.346	27.469	51.018	27.859	146.8	41:25.013
14	1:37.283	22.580	47.929	26.774	210.1	36:33.880	17	1:40.573	23.715	49.624	27.234	212.0	43:05.586
15	1:36.174	22.334	47.242	26.598	209.5	38:10.054	18	1:37.973	22.595	48.379	26.999	216.7	44:43.559
16	1:36.002	22.158	47.276	26.568	210.7	39:46.056	19	1:36.973	22.227	47.615	27.131	214.0	46:20.532
17	1:37.241	22.610	47.907	26.724	212.0	41:23.297	20	1:36.766	22.563	47.477	26.726	209.5	47:57.298
18	1:36.569	22.790	47.356	26.423	212.0	42:59.866	21	1:36.495	22.078	47.684	26.733	212.0	49:33.793
19	1:35.574	22.178	46.972	26.424	212.7	44:35.440	22	1:36.528	22.158	47.501	26.869	214.7	51:10.321
20	1:35.571	22.078	47.061	26.432	214.7	46:11.011	23	1:36.389	22.234	47.362	26.793	212.7	52:46.710
21	1:35.292	21.978	46.883	26.431	214.7	47:46.303	24	1:36.359	22.231	47.474	26.654	214.0	54:23.069
22	1:35.451	22.092	46.834	26.525	213.3	49:21.754	25	1:48.359 B	22.260	47.736	38.363	213.3	56:11.428
23	1:35.907	22.320	47.013	26.574	213.3	50:57.661							
24	1:43.719 B	22.120	47.050	34.549	214.0	52:41.380							

81	Noah MONTEIRO	PRT				
	Griffin Core	TATUUS T-421				
1	8:30.013	7:08.149	52.516	29.348		8:30.013
2	1:42.180	24.291	49.880	28.009	208.2	10:12.193
3	1:37.107	22.815	47.621	26.671	211.4	11:49.300
4	1:35.861	22.303	47.188	26.370	214.7	13:25.161
5	1:35.330	21.994	47.030	26.306	215.3	15:00.491
6	1:35.081	21.982	46.721	26.378	214.0	16:35.572
7	1:34.843	21.962	46.562	26.319	214.0	18:10.415
8	1:34.918	22.009	46.602	26.307	213.3	19:45.333
9	1:34.938	21.927	46.754	26.257	214.7	21:20.271
10	1:40.817	21.984	52.355	26.478	216.7	23:01.088
11	1:44.387 B	21.984	46.848	35.555	214.0	24:45.475
12	13:12.002	...	52.170	29.387		37:57.477
13	1:39.403	23.650	48.756	26.997	207.6	39:36.880
14	1:36.084	22.375	47.306	26.403	212.7	41:12.964
15	1:34.751	21.975	46.608	26.168	214.0	42:47.715
16	1:34.213	21.833	46.298	26.082	214.0	44:21.928
17	1:34.242	21.800	46.248	26.194	212.7	45:56.170
18	1:34.252	21.870	46.319	26.063	212.0	47:30.422
19	1:34.351	21.870	46.315	26.166	214.0	49:04.773
20	1:34.338	21.855	46.417	26.066	213.3	50:39.111
21	1:34.623	21.854	46.584	26.185	214.7	52:13.734
22	1:35.038	21.745	46.883	26.410	216.7	53:48.772
23	1:35.025	21.913	46.591	26.521	214.0	55:23.797
24	2:01.400 B	25.869	56.177	39.354	214.7	57:25.197

83	Alfons MIETTINEN	FIN				
	GRS Team	TATUUS T-421				
1	2:23.954	56.068	57.290	30.596		2:23.954
2	1:43.651	24.736	50.649	28.266	198.1	4:07.605
3	1:39.387	23.350	48.755	27.282	212.7	5:46.992
4	1:38.421	23.012	48.148	27.261	214.0	7:25.413

88	Miki BLASCOS	ESP				
	Monlau Motorsport	TATUUS T-421				
1	2:06.615 B	35.711	55.343	35.561		2:06.615
2	6:01.537	4:41.151	50.825	29.561		8:08.152
3	1:42.624	24.229	50.568	27.827	187.3	9:50.776
4	1:39.750	24.242	48.983	26.525	211.4	11:30.526
5	1:37.853	22.288	48.816	26.749	212.7	13:08.379
6	1:35.471	22.070	47.035	26.366	212.7	14:43.850
7	1:35.108	21.914	46.902	26.292	212.7	16:18.958
8	1:35.297	22.020	46.902	26.375	214.0	17:54.255
9	1:35.370	22.103	46.930	26.337	215.3	19:29.625
10	1:35.058	21.992	46.760	26.306	212.0	21:04.683
11	1:35.056	22.168	46.701	26.187	214.7	22:39.739
12	1:34.802	21.972	46.616	26.214	212.0	24:14.541
13	1:48.024 B	22.971	50.414	34.639	210.7	26:02.565
14	12:48.544	...	53.256	29.470		38:51.109
15	1:42.804	24.433	50.035	28.336	191.5	40:33.913
16	1:41.224	23.568	48.987	28.669	198.6	42:15.137
17	1:35.373	22.255	46.938	26.180	213.3	43:50.510
18	1:34.821	22.140	46.533	26.148	213.3	45:25.331
19	1:34.200	21.828	46.344	26.028	214.7	46:59.531
20	1:34.000	21.747	46.233	26.020	214.0	48:33.531
21	1:34.184	21.888	46.267	26.029	214.7	50:07.715
22	1:34.341	21.959	46.323	26.059	215.3	51:42.056
23	1:37.916	21.839	46.354	29.723	213.3	53:19.972
24	1:42.029 B	21.990	46.625	33.414	214.0	55:02.001

94	Jorden MOODLEY	ZAF				
	G4 Racing	TATUUS T-421				
1	2:21.998	55.391	55.837	30.770		2:21.998
2	1:45.036	25.370	50.626	29.040	199.2	4:07.034
3	1:39.460	23.432	48.772	27.256	206.9	5:46.494
4	1:38.287	23.081	48.154	27.052	210.7	7:24.781
5	1:37.568	22.532	47.836	27.200	210.7	9:02.349
6	1:37.320	22.697	47.820	26.803	209.5	10:39.669



F4Spain


ROUND 1 - VALENCIA

Official Previous Test

Sector Analysis

— Invalidated Lap ■ Personal Best ■ Session Best B Crossing the pit lane

Lap	Time	Sector 1	Sector 2	Sector 3	T.Spd	Elapsed	Lap	Time	Sector 1	Sector 2	Sector 3	T.Spd	Elapsed
7	1:38.809	23.695	48.093	27.021	208.2	12:18.478							
8	1:37.580	22.468	48.049	27.063	209.5	13:56.058							
9	1:37.707	22.910	47.808	26.989	210.1	15:33.765							
10	1:38.183	22.461	48.351	27.371	210.7	17:11.948							
11	1:38.932	23.428	48.334	27.170	210.7	18:50.880							
12	1:44.663 B	22.563	48.246	33.854	205.7	20:35.543							
13	16:53.789	...	59.426	30.909		37:29.332							
14	1:42.942	24.081	50.885	27.976	202.7	39:12.274							
15	1:38.975	22.872	48.168	27.935	207.6	40:51.249							
16	1:39.916	22.840	49.782	27.294	211.4	42:31.165							
17	1:37.231	22.684	47.658	26.889	214.7	44:08.396							
18	1:37.518	22.223	47.562	27.733	212.7	45:45.914							
19	1:36.721	22.294	47.794	26.633	210.7	47:22.635							
20	1:36.313	22.102	47.282	26.929	211.4	48:58.948							
21	1:37.240	22.387	47.730	27.123	210.7	50:36.188							
22	1:36.335	22.161	47.309	26.865	209.5	52:12.523							
23	1:37.228	22.477	47.539	27.212	211.4	53:49.751							
24	1:38.636	22.364	48.115	28.157	212.0	55:28.387							
25	2:01.103 B	26.253	54.456	40.394	197.5	57:29.490							




F4Spain

ROUND 1 - VALENCIA

Official Previous Test

Track Limits Analysis

No	Driver	Team	T.L. Nr	Camera	Lap	Time
5	Sandro PEREZ	TC Racing	1	Turn 11	6	09:43:09.168
5	Sandro PEREZ	TC Racing	2	Turn 4	6	09:42:30.239
5	Sandro PEREZ	TC Racing	3	Turn 4	7	09:44:07.644
5	Sandro PEREZ	TC Racing	4	Turn 2	9	09:47:17.840
5	Sandro PEREZ	TC Racing	5	Turn 11	7	09:44:46.300
5	Sandro PEREZ	TC Racing	6	Turn 14	11	09:51:41.121
5	Sandro PEREZ	TC Racing	7	Turn 11	11	09:51:20.317
5	Sandro PEREZ	TC Racing	8	Turn 4	9	09:47:27.443
5	Sandro PEREZ	TC Racing	9	Turn 4	13	09:53:55.695
5	Sandro PEREZ	TC Racing	10	Turn 2	19	10:09:19.335
5	Sandro PEREZ	TC Racing	11	Turn 4	19	10:09:27.868
5	Sandro PEREZ	TC Racing	12	Turn 6	19	10:09:40.673
5	Sandro PEREZ	TC Racing	13	Turn 6	21	10:12:52.088
5	Sandro PEREZ	TC Racing	14	Turn 4	24	10:17:25.168
5	Sandro PEREZ	TC Racing	15	Turn 1	27	10:21:55.589
Total Infractions:						9
7	Felipe REIJS	MP Motorsport	1	Turn 1	8	09:45:15.285
7	Felipe REIJS	MP Motorsport	2	Turn 4	9	09:47:09.059
7	Felipe REIJS	MP Motorsport	3	Turn 4	18	10:12:01.586
7	Felipe REIJS	MP Motorsport	4	Turn 2	21	10:16:37.773
7	Felipe REIJS	MP Motorsport	5	Turn 2	22	10:18:12.527
7	Felipe REIJS	MP Motorsport	6	Turn 4	22	10:18:21.198
7	Felipe REIJS	MP Motorsport	7	Turn 4	23	10:19:56.390
Total Infractions:						6
8	Jacob MICALLEF	Campos Racing	1	Turn 4	6	09:40:29.492
8	Jacob MICALLEF	Campos Racing	2	Turn 2	8	09:43:31.183
8	Jacob MICALLEF	Campos Racing	3	Turn 4	8	09:43:39.652
8	Jacob MICALLEF	Campos Racing	4	Turn 1	23	10:19:36.858
Total Infractions:						3
9	Jean Paul KARRAS	G4 Racing	1	Turn 4	4	09:38:58.037
9	Jean Paul KARRAS	G4 Racing	2	Turn 1	5	09:40:16.885
9	Jean Paul KARRAS	G4 Racing	3	Turn 4	6	09:42:10.759
9	Jean Paul KARRAS	G4 Racing	4	Turn 2	21	10:18:44.662
9	Jean Paul KARRAS	G4 Racing	5	Turn 1	21	10:18:35.861
Total Infractions:						4
10	Luna FLUXÁ	Campos Racing	1	Turn 1	6	09:40:01.426
10	Luna FLUXÁ	Campos Racing	2	Turn 4	12	09:49:55.392
10	Luna FLUXÁ	Campos Racing	3	Turn 1	18	10:11:29.935
10	Luna FLUXÁ	Campos Racing	4	Turn 14	21	10:17:33.717
Total Infractions:						4
11	Rahim ALIBHAI	Monlau Motorsport	1	Turn 4	5	09:41:59.919
11	Rahim ALIBHAI	Monlau Motorsport	2	Turn 2	7	09:45:03.178
11	Rahim ALIBHAI	Monlau Motorsport	3	Turn 11	8	09:47:25.062
11	Rahim ALIBHAI	Monlau Motorsport	4	Turn 4	8	09:46:48.106
11	Rahim ALIBHAI	Monlau Motorsport	5	Turn 11	10	09:50:38.648
11	Rahim ALIBHAI	Monlau Motorsport	6	Turn 4	11	09:51:35.920
11	Rahim ALIBHAI	Monlau Motorsport	7	Turn 4	20	10:19:07.571
11	Rahim ALIBHAI	Monlau Motorsport	8	Turn 11	20	10:19:44.993
11	Rahim ALIBHAI	Monlau Motorsport	9	Turn 4	21	10:20:42.237
11	Rahim ALIBHAI	Monlau Motorsport	10	Turn 1	22	10:21:58.987
11	Rahim ALIBHAI	Monlau Motorsport	11	Turn 6	22	10:22:30.564
11	Rahim ALIBHAI	Monlau Motorsport	12	Turn 4	24	10:25:28.256
Total Infractions:						9
12	Philippe Armand KARRAS	G4 Racing	1	Turn 4	4	09:40:36.229
12	Philippe Armand KARRAS	G4 Racing	2	Turn 4	7	09:45:25.190
12	Philippe Armand KARRAS	G4 Racing	3	Turn 1	12	09:53:03.269
12	Philippe Armand KARRAS	G4 Racing	4	Turn 4	12	09:53:21.696
12	Philippe Armand KARRAS	G4 Racing	5	Turn 1	17	10:14:55.993
12	Philippe Armand KARRAS	G4 Racing	6	Turn 1	20	10:19:40.134




F4Spain

ROUND 1 - VALENCIA

Official Previous Test


Track Limits Analysis

No	Driver	Team	T.L. Nr	Camera	Lap	Time	
							Total Infractions: <input type="text" value="5"/>
13	Rodrigo MARTÍNEZ	Tecnicar	1	Turn 1	9	10:13:35.661	
13	Rodrigo MARTÍNEZ	Tecnicar	2	Turn 4	13	10:20:30.924	
							Total Infractions: <input type="text" value="3"/>
15	Jensen BURNETT	KCL Motorsport	1	Turn 4	3	09:35:00.035	
15	Jensen BURNETT	KCL Motorsport	2	Turn 4	4	09:36:36.564	
15	Jensen BURNETT	KCL Motorsport	3	Turn 4	6	09:39:47.315	
15	Jensen BURNETT	KCL Motorsport	4	Turn 1	18	10:15:56.329	
15	Jensen BURNETT	KCL Motorsport	5	Turn 1	22	10:22:13.789	
							Total Infractions: <input type="text" value="5"/>
17	Nacho TUÑÓN	T-Code by Amtog	1	Turn 1	15	10:16:43.595	
							Total Infractions: <input type="text" value="1"/>
18	Zoe FLORESCU	Tecnicar	1	Turn 2	5	09:37:44.039	
18	Zoe FLORESCU	Tecnicar	2	Turn 2	9	09:44:05.722	
18	Zoe FLORESCU	Tecnicar	3	Turn 4	9	09:44:14.316	
18	Zoe FLORESCU	Tecnicar	4	Turn 4	10	09:45:49.378	
18	Zoe FLORESCU	Tecnicar	5	Turn 4	11	09:47:25.844	
18	Zoe FLORESCU	Tecnicar	6	Turn 4	18	10:15:23.456	
18	Zoe FLORESCU	Tecnicar	7	Turn 1	19	10:16:40.995	
18	Zoe FLORESCU	Tecnicar	8	Turn 4	21	10:20:09.968	
18	Zoe FLORESCU	Tecnicar	9	Turn 2	24	10:24:49.993	
18	Zoe FLORESCU	Tecnicar	10	Turn 4	24	10:24:59.192	
							Total Infractions: <input type="text" value="8"/>
21	Borys LYZEN	KCL Motorsport	1	Turn 4	6	09:39:42.776	
21	Borys LYZEN	KCL Motorsport	2	Turn 2	10	09:45:54.829	
21	Borys LYZEN	KCL Motorsport	3	Turn 1	12	09:49:31.013	
21	Borys LYZEN	KCL Motorsport	4	Turn 4	11	09:47:39.724	
21	Borys LYZEN	KCL Motorsport	5	Turn 4	13	09:52:07.456	
21	Borys LYZEN	KCL Motorsport	6	Turn 4	18	10:16:08.395	
21	Borys LYZEN	KCL Motorsport	7	Turn 2	22	10:22:18.038	
21	Borys LYZEN	KCL Motorsport	8	Turn 1	23	10:23:42.787	
							Total Infractions: <input type="text" value="8"/>
22	Vivek KANTHAN	Griffin Core	1	Turn 1	4	09:36:45.828	
22	Vivek KANTHAN	Griffin Core	2	Turn 4	10	09:46:37.328	
22	Vivek KANTHAN	Griffin Core	3	Turn 1	19	10:13:02.462	
22	Vivek KANTHAN	Griffin Core	4	Turn 1	25	10:22:42.848	
22	Vivek KANTHAN	Griffin Core	5	Turn 1	26	10:24:17.846	
							Total Infractions: <input type="text" value="5"/>
23	Rocco CORONEL	MP Motorsport	1	Turn 4	5	09:38:42.654	
23	Rocco CORONEL	MP Motorsport	2	Turn 4	11	09:48:15.381	
23	Rocco CORONEL	MP Motorsport	3	Turn 4	20	10:17:46.660	
23	Rocco CORONEL	MP Motorsport	4	Turn 4	21	10:19:21.654	
							Total Infractions: <input type="text" value="4"/>
24	Beau LOWETTE	TC Racing	1	Turn 4	9	09:44:13.046	
24	Beau LOWETTE	TC Racing	2	Turn 2	11	09:47:15.647	
24	Beau LOWETTE	TC Racing	3	Turn 4	11	09:47:24.244	
24	Beau LOWETTE	TC Racing	4	Turn 4	17	10:16:19.511	
24	Beau LOWETTE	TC Racing	5	Turn 1	21	10:22:21.723	
							Total Infractions: <input type="text" value="4"/>
25	Aleix PIÑERA	Tecnicar	1	Turn 1	21	10:22:01.657	
							Total Infractions: <input type="text" value="1"/>
27	Alexander CHARTIER	Monlau Motorsport	1	Turn 4	4	09:40:30.895	
27	Alexander CHARTIER	Monlau Motorsport	2	Turn 1	5	09:41:49.555	
27	Alexander CHARTIER	Monlau Motorsport	3	Turn 4	6	09:43:44.507	
27	Alexander CHARTIER	Monlau Motorsport	4	Turn 11	7	09:45:59.311	



F4Spain ROUND 1 - VALENCIA Official Previous Test Track Limits Analysis

No	Driver	Team	T.L. Nr	Camera	Lap	Time
27	Alexander CHARTIER	Monlau Motorsport	5	Turn 4	8	09:46:56.512
27	Alexander CHARTIER	Monlau Motorsport	6	Turn 1	8	09:46:38.153
27	Alexander CHARTIER	Monlau Motorsport	7	Turn 14	8	09:47:55.520
27	Alexander CHARTIER	Monlau Motorsport	8	Turn 1	9	09:48:14.417
27	Alexander CHARTIER	Monlau Motorsport	9	Turn 4	11	09:51:48.496
27	Alexander CHARTIER	Monlau Motorsport	10	Turn 11	17	10:15:04.445
27	Alexander CHARTIER	Monlau Motorsport	11	Turn 6	19	10:17:48.960
27	Alexander CHARTIER	Monlau Motorsport	12	Turn 11	18	10:16:39.304
27	Alexander CHARTIER	Monlau Motorsport	13	Turn 1	22	10:22:04.044
27	Alexander CHARTIER	Monlau Motorsport	14	Turn 11	22	10:23:01.116
27	Alexander CHARTIER	Monlau Motorsport	15	Turn 11	23	10:24:36.584
Total Infractions:						12
28	Max RADECK	DXR	1	Turn 14	3	09:36:11.934
28	Max RADECK	DXR	2	Turn 4	4	09:36:49.577
28	Max RADECK	DXR	3	Turn 4	5	09:38:26.573
28	Max RADECK	DXR	4	Turn 4	12	10:12:23.231
28	Max RADECK	DXR	5	Turn 14	12	10:13:22.719
28	Max RADECK	DXR	6	Turn 1	13	10:13:41.530
28	Max RADECK	DXR	7	Turn 4	14	10:15:35.129
28	Max RADECK	DXR	8	Turn 1	16	10:18:27.990
28	Max RADECK	DXR	9	Turn 4	17	10:20:23.444
28	Max RADECK	DXR	10	Turn 6	18	10:22:12.287
28	Max RADECK	DXR	11	Turn 1	19	10:23:16.448
28	Max RADECK	DXR	12	Turn 6	20	10:25:24.076
Total Infractions:						11
32	Simón BULBARELLA	Drivex	1	Turn 4	4	09:40:01.432
32	Simón BULBARELLA	Drivex	2	Turn 4	5	09:41:36.759
32	Simón BULBARELLA	Drivex	3	Turn 4	8	09:46:21.380
32	Simón BULBARELLA	Drivex	4	Turn 4	10	09:49:31.160
32	Simón BULBARELLA	Drivex	5	Turn 4	11	09:51:05.578
32	Simón BULBARELLA	Drivex	6	Turn 4	15	10:12:17.734
32	Simón BULBARELLA	Drivex	7	Turn 2	16	10:13:43.603
32	Simón BULBARELLA	Drivex	8	Turn 2	20	10:20:06.973
32	Simón BULBARELLA	Drivex	9	Turn 4	21	10:21:50.907
32	Simón BULBARELLA	Drivex	10	Turn 6	21	10:22:03.811
32	Simón BULBARELLA	Drivex	11	Turn 2	23	10:24:52.194
Total Infractions:						10
37	Ty FISHER	Griffin Core	1	Turn 2	8	09:43:27.782
37	Ty FISHER	Griffin Core	2	Turn 1	8	09:43:18.083
37	Ty FISHER	Griffin Core	3	Turn 1	12	09:49:42.747
37	Ty FISHER	Griffin Core	4	Turn 4	13	09:51:35.920
37	Ty FISHER	Griffin Core	5	Turn 1	21	10:16:09.462
37	Ty FISHER	Griffin Core	6	Turn 1	24	10:20:51.923
37	Ty FISHER	Griffin Core	7	Turn 1	25	10:22:27.590
Total Infractions:						6
38	Daniel KELLEHER	Campos Racing	1	Turn 4	3	09:35:29.293
38	Daniel KELLEHER	Campos Racing	2	Turn 4	8	09:43:28.169
38	Daniel KELLEHER	Campos Racing	3	Turn 4	10	09:46:38.362
38	Daniel KELLEHER	Campos Racing	4	Turn 11	11	09:48:51.574
38	Daniel KELLEHER	Campos Racing	5	Turn 1	26	10:24:17.846
Total Infractions:						5
39	Louis COCHET	KCL Motorsport	1	Turn 4	3	09:34:18.319
39	Louis COCHET	KCL Motorsport	2	Turn 6	9	09:44:21.889
39	Louis COCHET	KCL Motorsport	3	Turn 4	8	09:42:33.183
39	Louis COCHET	KCL Motorsport	4	Turn 4	9	09:44:08.779
39	Louis COCHET	KCL Motorsport	5	Turn 4	11	09:47:22.169
39	Louis COCHET	KCL Motorsport	6	Turn 4	17	10:13:05.452
Total Infractions:						5
40	Kasper SCHORMANS	MP Motorsport	1	Turn 4	7	09:43:48.523
40	Kasper SCHORMANS	MP Motorsport	2	Turn 4	9	09:46:58.505
40	Kasper SCHORMANS	MP Motorsport	3	Turn 4	10	09:48:33.175




F4Spain

ROUND 1 - VALENCIA

Official Previous Test

Track Limits Analysis

No	Driver	Team	T.L. Nr	Camera	Lap	Time
						Total Infractions: <input type="text" value="3"/>
44	Elliot KACZYNSKI	Drivex	1	Turn 4	7	09:41:33.125
44	Elliot KACZYNSKI	Drivex	2	Turn 4	12	10:12:20.636
44	Elliot KACZYNSKI	Drivex	3	Turn 4	14	10:15:29.726
						Total Infractions: <input type="text" value="3"/>
46	Nathan TYE	Drivex	1	Turn 4	16	10:15:24.721
46	Nathan TYE	Drivex	2	Turn 1	20	10:21:28.722
						Total Infractions: <input type="text" value="2"/>
71	Sam URUS	DXR	1	Turn 4	6	09:39:36.444
71	Sam URUS	DXR	2	Turn 1	10	09:45:47.475
71	Sam URUS	DXR	3	Turn 1	13	09:50:44.273
71	Sam URUS	DXR	4	Turn 1	18	10:13:42.327
71	Sam URUS	DXR	5	Turn 4	19	10:15:37.994
71	Sam URUS	DXR	6	Turn 11	21	10:19:27.380
71	Sam URUS	DXR	7	Turn 1	24	10:23:19.517
						Total Infractions: <input type="text" value="7"/>
73	Fausto ARNAUDO	Monlau Motorsport	1	Turn 14	10	09:50:55.919
73	Fausto ARNAUDO	Monlau Motorsport	2	Turn 4	9	09:48:21.766
73	Fausto ARNAUDO	Monlau Motorsport	3	Turn 4	10	09:49:57.659
73	Fausto ARNAUDO	Monlau Motorsport	4	Turn 2	21	10:16:31.858
73	Fausto ARNAUDO	Monlau Motorsport	5	Turn 1	22	10:17:59.523
73	Fausto ARNAUDO	Monlau Motorsport	6	Turn 1	23	10:19:34.191
						Total Infractions: <input type="text" value="5"/>
74	Pablo RICCOBONO	GRS Team	1	Turn 1	5	09:39:54.688
74	Pablo RICCOBONO	GRS Team	2	Turn 14	7	09:44:24.255
74	Pablo RICCOBONO	GRS Team	3	Turn 4	7	09:43:24.891
74	Pablo RICCOBONO	GRS Team	4	Turn 2	9	09:46:30.298
74	Pablo RICCOBONO	GRS Team	5	Turn 4	9	09:46:38.362
74	Pablo RICCOBONO	GRS Team	6	Turn 1	17	10:12:03.059
74	Pablo RICCOBONO	GRS Team	7	Turn 1	18	10:13:38.796
74	Pablo RICCOBONO	GRS Team	8	Turn 1	22	10:20:01.391
74	Pablo RICCOBONO	GRS Team	9	Turn 1	23	10:21:36.449
						Total Infractions: <input type="text" value="7"/>
77	Andrej PETROVIC	T-Code by Amtog	1	Turn 1	8	09:42:18.151
77	Andrej PETROVIC	T-Code by Amtog	2	Turn 1	11	09:47:04.875
77	Andrej PETROVIC	T-Code by Amtog	3	Turn 1	12	09:48:40.110
77	Andrej PETROVIC	T-Code by Amtog	4	Turn 1	21	10:19:50.257
77	Andrej PETROVIC	T-Code by Amtog	5	Turn 4	22	10:21:45.129
						Total Infractions: <input type="text" value="5"/>
78	María NETO	TC Racing	1	Turn 4	4	09:40:53.185
78	María NETO	TC Racing	2	Turn 6	4	09:41:06.664
78	María NETO	TC Racing	3	Turn 11	7	09:46:36.103
78	María NETO	TC Racing	4	Turn 11	9	09:49:50.104
78	María NETO	TC Racing	5	Turn 2	9	09:49:01.112
78	María NETO	TC Racing	6	Turn 4	9	09:49:09.577
78	María NETO	TC Racing	7	Turn 4	11	10:01:33.526
78	María NETO	TC Racing	8	Turn 11	11	10:02:12.450
78	María NETO	TC Racing	9	Turn 1	15	10:12:30.462
78	María NETO	TC Racing	10	Turn 1	16	10:14:09.525
78	María NETO	TC Racing	11	Turn 4	18	10:17:40.186
78	María NETO	TC Racing	12	Turn 1	19	10:18:57.454
						Total Infractions: <input type="text" value="8"/>
80	Sebastián FRIGOLET	DXR	1	Turn 4	2	09:39:09.783
80	Sebastián FRIGOLET	DXR	2	Turn 14	3	09:41:50.863
80	Sebastián FRIGOLET	DXR	3	Turn 1	7	09:47:07.213
80	Sebastián FRIGOLET	DXR	4	Turn 4	9	09:50:38.562
80	Sebastián FRIGOLET	DXR	5	Turn 2	22	10:18:06.866
80	Sebastián FRIGOLET	DXR	6	Turn 1	23	10:19:32.926



F4Spain
ROUND 1 - VALENCIA
Official Previous Test
Track Limits Analysis

No	Driver	Team	T.L. Nr	Camera	Lap	Time
80	Sebastián FRIGOLET	DXR	7	Turn 2	23	10:19:42.325
Total Infractions:						6
81	Noah MONTEIRO	Griffin Core	1	Turn 4	6	09:45:29.927
81	Noah MONTEIRO	Griffin Core	2	Turn 2	23	10:24:09.450
Total Infractions:						2
83	Alfons MIETTINEN	GRS Team	1	Turn 14	4	09:37:17.256
83	Alfons MIETTINEN	GRS Team	2	Turn 1	6	09:39:14.622
83	Alfons MIETTINEN	GRS Team	3	Turn 4	7	09:41:10.298
83	Alfons MIETTINEN	GRS Team	4	Turn 1	8	09:42:28.821
83	Alfons MIETTINEN	GRS Team	5	Turn 14	9	09:45:23.594
83	Alfons MIETTINEN	GRS Team	6	Turn 1	11	09:47:20.350
83	Alfons MIETTINEN	GRS Team	7	Turn 1	12	09:48:57.142
83	Alfons MIETTINEN	GRS Team	8	Turn 2	21	10:18:17.975
Total Infractions:						8
88	Miki BLASCOS	Monlau Motorsport	1	Turn 1	4	09:40:01.426
88	Miki BLASCOS	Monlau Motorsport	2	Turn 4	5	09:41:59.919
88	Miki BLASCOS	Monlau Motorsport	3	Turn 4	6	09:43:37.774
88	Miki BLASCOS	Monlau Motorsport	4	Turn 4	7	09:45:13.313
88	Miki BLASCOS	Monlau Motorsport	5	Turn 1	11	09:51:16.010
88	Miki BLASCOS	Monlau Motorsport	6	Turn 1	24	10:23:30.914
Total Infractions:						6
94	Jorden MOODLEY	G4 Racing	1	Turn 14	2	09:33:58.595
94	Jorden MOODLEY	G4 Racing	2	Turn 2	4	09:36:08.106
94	Jorden MOODLEY	G4 Racing	3	Turn 14	4	09:37:17.256
94	Jorden MOODLEY	G4 Racing	4	Turn 1	7	09:40:50.487
94	Jorden MOODLEY	G4 Racing	5	Turn 1	11	09:47:23.418
94	Jorden MOODLEY	G4 Racing	6	Turn 1	18	10:14:19.664
94	Jorden MOODLEY	G4 Racing	7	Turn 14	18	10:15:37.263
94	Jorden MOODLEY	G4 Racing	8	Turn 1	20	10:17:33.726
94	Jorden MOODLEY	G4 Racing	9	Turn 11	21	10:20:07.320
94	Jorden MOODLEY	G4 Racing	10	Turn 14	20	10:18:51.187
94	Jorden MOODLEY	G4 Racing	11	Turn 2	22	10:20:56.860
94	Jorden MOODLEY	G4 Racing	12	Turn 1	23	10:22:23.651
94	Jorden MOODLEY	G4 Racing	13	Turn 1	24	10:24:00.980
94	Jorden MOODLEY	G4 Racing	14	Turn 2	24	10:24:10.592
94	Jorden MOODLEY	G4 Racing	15	Turn 4	24	10:24:19.588
94	Jorden MOODLEY	G4 Racing	16	Turn 14	24	10:25:19.322
Total Infractions:						10

TOTAL TRACK LIMITS: 236


Track Limits Operator:

Daphne FERNÁNDEZ
OD-1537-ESP-CAT



DAPHNE FERNANDEZ OD-1537-ESP-CAT

Published at:




F4Spain
ROUND 1 - VALENCIA
Official Previous Test

Race Director Report

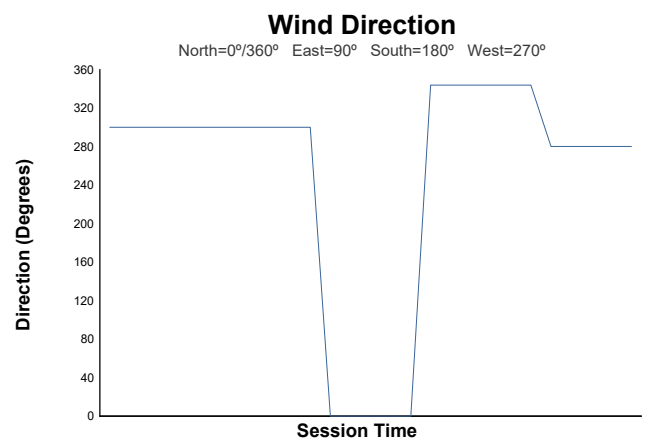
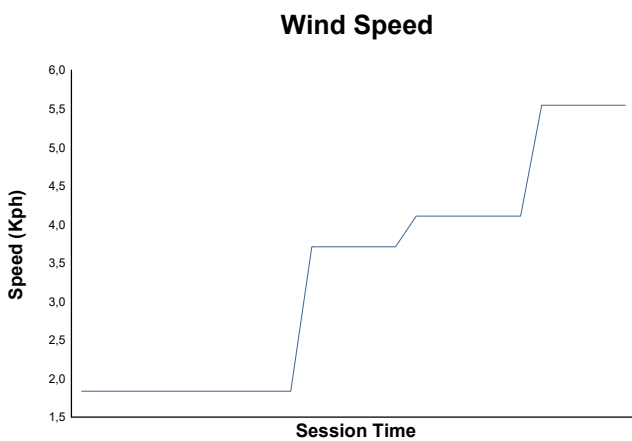
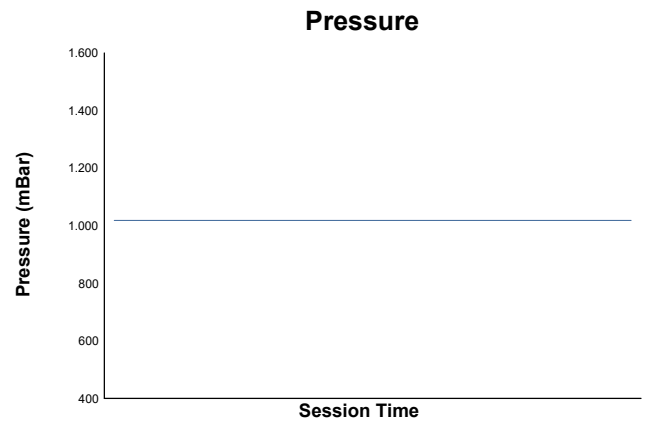
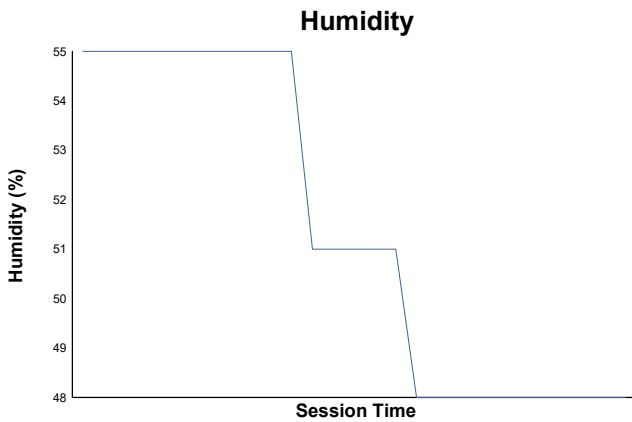
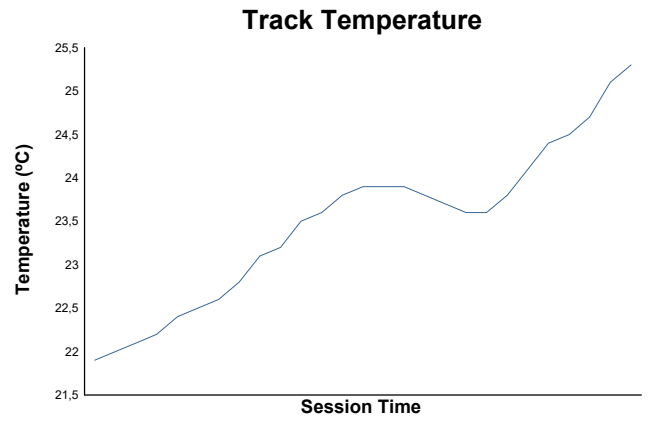
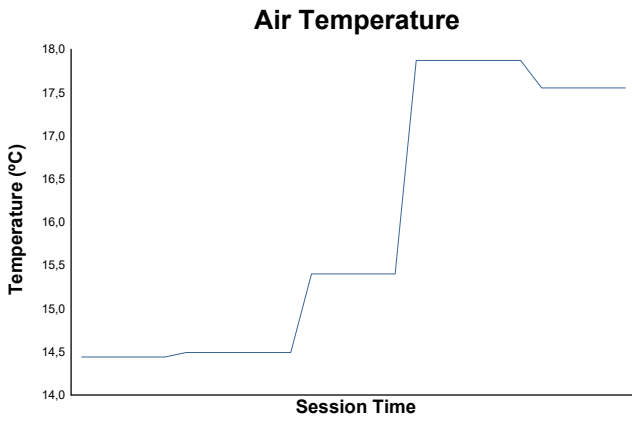
Hour	Flag	Message
09:25:24		F4 - PIT LANE WILL BE OPEN AT 9:30
09:25:54		F4 - PIT LANE WILL BE OPEN AT 9:30
09:27:48		F4 - PIT LANE WILL BE OPEN AT 9:30
09:27:55		F4 - PIT LANE WILL BE OPEN AT 9:30
09:28:22		FAST LANE OPEN
09:30:00		PIT LANE OPEN
09:42:03		CAR #13 NO TRANSPONDER.
09:54:10	RF	RED FLAG
09:55:27		SESSION WILL RESUME AT 9:57 TBC
09:56:14		SESSION WILL RESUME AT 9:57 CONFIRMED
09:57:00	GF	GREEN FLAG
09:57:02		PIT LANE OPEN
10:25:29	RF	RED FLAG
10:26:22		SESSION WILL NOT RESUME
10:28:37		APERTURA PIT LANE A LAS 10.45

Published at: ...10:30.....


<p>Race Director: Luis GONZÁLEZ</p> 	<p>Timekeeper: Alberto ESTÉBANEZ</p> 
--	---



ROUND 1 - VALENCIA
F4Spain
Official Previous Test
Weather Report



Track Status: **DRY**



F4Spain

ROUND 1 - VALENCIA

Free Practice 1

Classification

No	Driver	Nat	Team	Car	Cl.	Time	Lap Total	Gap	Kph
1	81 Noah MONTEIRO	PRT	Griffin Core	TATUUS T-421		1:34.230	8 13	-	153.0
2	21 Borys LYZEN	POL	KCL Motorsport	TATUUS T-421	R	1:34.306	8 12	+0.076	152.9
3	37 Ty FISHER	CAN	Griffin Core	TATUUS T-421	R	1:34.316	11 14	+0.086	152.9
4	17 Nacho TUÑÓN	ESP	T-Code by Amtog	TATUUS T-421		1:34.319	9 15	+0.089	152.9
5	88 Miki BLASCOS	ESP	Monlau Motorsport	TATUUS T-421	R	1:34.347	7 11	+0.117	152.8
6	22 Vivek KANTHAN	USA	Griffin Core	TATUUS T-421		1:34.353	9 13	+0.123	152.8
7	15 Jensen BURNETT	CAN	KCL Motorsport	TATUUS T-421	R	1:34.372	9 13	+0.142	152.8
8	8 Jacob MICALLEF	MLT	Campos Racing	TATUUS T-421	R	1:34.427	10 14	+0.197	152.7
9	40 Kasper SCHORMANS	NLD	MP Motorsport	TATUUS T-421	R	1:34.490	8 8	+0.260	152.6
10	46 Nathan TYE	GBR	Drivex	TATUUS T-421		1:34.555	8 12	+0.325	152.5
11	44 Elliot KACZYNSKI	SWE	Drivex	TATUUS T-421	R	1:34.564	6 10	+0.334	152.5
12	7 Felipe REJUS	NLD	MP Motorsport	TATUUS T-421	R	1:34.621	10 14	+0.391	152.4
13	38 Daniel KELLEHER	IRE	Campos Racing	TATUUS T-421	R	1:34.651	7 13	+0.421	152.3
14	73 Fausto ARNAUDO	ARG	Monlau Motorsport	TATUUS T-421	R	1:34.712	7 11	+0.482	152.2
15	23 Rocco CORONEL	NLD	MP Motorsport	TATUUS T-421	R	1:34.725	7 14	+0.495	152.2
16	27 Alexander CHARTIER	ITA	Monlau Motorsport	TATUUS T-421	R	1:34.856	8 10	+0.626	152.0
17	39 Louis COCHET	NLD	KCL Motorsport	TATUUS T-421	R	1:34.970	9 13	+0.740	151.8
18	25 Aleix PIÑERA	ESP	Tecnicar	TATUUS T-421	R	1:34.971	10 14	+0.741	151.8
19	12 Philippe Armand KARRAS	GRC	G4 Racing	TATUUS T-421		1:34.972	9 14	+0.742	151.8
20	11 Rahim ALIBHAI	USA	Monlau Motorsport	TATUUS T-421	R	1:35.044	8 12	+0.814	151.7
21	28 Max RADECK	PRT	DXR	TATUUS T-421	R	1:35.059	8 12	+0.829	151.7
22	24 Beau LOWETTE	BEL	TC Racing	TATUUS T-421	R	1:35.096	10 15	+0.866	151.6
23	32 Simón BULBARELLA	ARG	Drivex	TATUUS T-421	R	1:35.141	11 14	+0.911	151.5
24	77 Andrej PETROVIC	SRB	T-Code by Amtog	TATUUS T-421		1:35.161	11 14	+0.931	151.5
25	10 Luna FLUXÁ	ESP	Campos Racing	TATUUS T-421	R	1:35.197	9 14	+0.967	151.5
26	80 Sebastián FRIGOLET	MEX	DXR	TATUUS T-421	R	1:35.219	9 13	+0.989	151.4
27	71 Sam URUS	MCO	DXR	TATUUS T-421	R	1:35.478	9 13	+1.248	151.0
28	18 Zoe FLORESCU	ROU	Tecnicar	TATUUS T-421	R	1:35.496	8 15	+1.266	151.0
29	9 Jean Paul KARRAS	GRC	G4 Racing	TATUUS T-421		1:35.567	9 14	+1.337	150.9
30	74 Pablo RICCOBONO	ESP	GRS Team	TATUUS T-421		1:35.627	11 13	+1.397	150.8
31	83 Alfons MIETTINEN	FIN	GRS Team	TATUUS T-421	R	1:36.043	9 15	+1.813	150.1
32	5 Sandro PEREZ	ESP	TC Racing	TATUUS T-421	R	1:36.261	6 13	+2.031	149.8
33	94 Jorden MOODLEY	ZAF	G4 Racing	TATUUS T-421		1:36.837	14 16	+2.607	148.9
34	13 Rodrigo MARTÍNEZ	MEX	Tecnicar	TATUUS T-421	R	1:37.268	6 14	+3.038	148.2
35	78 Maria NETO	PRT	TC Racing	TATUUS T-421	R		5	+5.492	148.2

Fastest Lap: Lap 8 | Noah MONTEIRO | 1:34.230 | 153.0 Kph

CAR #78 - BEST LAP TIME DELETED - CAUSING A RED FLAG - Art. 30.7
CAR #40 - NO TRANSPONDERE SIGNAL - SINCE 13:37:16.125

Published at: 13:50


Track Status: **DRY**

Race Director:
Luis GONZÁLEZ



Timekeeper:
Alberto ESTÉBANEZ





F4Spain

ROUND 1 - VALENCIA

Free Practice 1

Classification by Class

No	Driver	Nat	Team	Car	Time	Lap Total	Gap	Kph
R								
1	21 Borys LYZEN	POL	KCL Motorsport	TATUUS T-421	1:34.306	8 12		152.9
2	37 Ty FISHER	CAN	Griffin Core	TATUUS T-421	1:34.316	11 14	+0.010 +0.010	152.9
3	88 Miki BLASCOS	ESP	Monlau Motorsport	TATUUS T-421	1:34.347	7 11	+0.041 +0.031	152.8
4	15 Jensen BURNETT	CAN	KCL Motorsport	TATUUS T-421	1:34.372	9 13	+0.066 +0.025	152.8
5	8 Jacob MICALLEF	MLT	Campos Racing	TATUUS T-421	1:34.427	10 14	+0.121 +0.055	152.7
6	40 Kasper SCHORMANS	NLD	MP Motorsport	TATUUS T-421	1:34.490	8 8	+0.184 +0.063	152.6
7	44 Elliot KACZYNSKI	SWE	Drivex	TATUUS T-421	1:34.564	6 10	+0.258 +0.074	152.5
8	7 Felipe REIJS	NLD	MP Motorsport	TATUUS T-421	1:34.621	10 14	+0.315 +0.057	152.4
9	38 Daniel KELLEHER	IRE	Campos Racing	TATUUS T-421	1:34.651	7 13	+0.345 +0.030	152.3
10	73 Fausto ARNAUDO	ARG	Monlau Motorsport	TATUUS T-421	1:34.712	7 11	+0.406 +0.061	152.2
11	23 Rocco CORONEL	NLD	MP Motorsport	TATUUS T-421	1:34.725	7 14	+0.419 +0.013	152.2
12	27 Alexander CHARTIER	ITA	Monlau Motorsport	TATUUS T-421	1:34.856	8 10	+0.550 +0.131	152.0
13	39 Louis COCHET	NLD	KCL Motorsport	TATUUS T-421	1:34.970	9 13	+0.664 +0.114	151.8
14	25 Aleix PIÑERA	ESP	Tecnicar	TATUUS T-421	1:34.971	10 14	+0.665 +0.001	151.8
15	11 Rahim ALIBHAI	USA	Monlau Motorsport	TATUUS T-421	1:35.044	8 12	+0.738 +0.073	151.7
16	28 Max RADECK	PRT	DXR	TATUUS T-421	1:35.059	8 12	+0.753 +0.015	151.7
17	24 Beau LOWETTE	BEL	TC Racing	TATUUS T-421	1:35.096	10 15	+0.790 +0.037	151.6
18	32 Simón BULBARELLA	ARG	Drivex	TATUUS T-421	1:35.141	11 14	+0.835 +0.045	151.5
19	10 Luna FLUXÁ	ESP	Campos Racing	TATUUS T-421	1:35.197	9 14	+0.891 +0.056	151.5
20	80 Sebastián FRIGOLET	MEX	DXR	TATUUS T-421	1:35.219	9 13	+0.913 +0.022	151.4
21	71 Sam URUS	MCO	DXR	TATUUS T-421	1:35.478	9 13	+1.172 +0.259	151.0
22	18 Zoe FLORESCU	ROU	Tecnicar	TATUUS T-421	1:35.496	8 15	+1.190 +0.018	151.0
23	83 Alfons MIETTINEN	FIN	GRS Team	TATUUS T-421	1:36.043	9 15	+1.737 +0.547	150.1
24	5 Sandro PEREZ	ESP	TC Racing	TATUUS T-421	1:36.261	6 13	+1.955 +0.218	149.8
25	13 Rodrigo MARTÍNEZ	MEX	Tecnicar	TATUUS T-421	1:37.268	6 14	+2.962 +1.007	148.2
26	78 Maria NETO	PRT	TC Racing	TATUUS T-421		5		

CAR #78 - BEST LAPTIME DELETED - CAUSING A RED FLAG - Art. 30.7
CAR #40 - NO TRANSPONDERE SIGNAL - SINCE 13:37:16.125


Published at:13:50.....


Track Status: **DRY**

Race Director:
Luis GONZÁLEZ



Timekeeper:
Alberto ESTÉBANEZ






F4Spain

ROUND 1 - VALENCIA

Free Practice 1

Best Top Speed

No Driver	Team	Class	Top 1		Top 2		Top 3		Top 4		Top 5		Avg	
			Kph	Lap	Kph	Lap	Kph	Lap	Kph	Lap	Kph	Lap		
83	Alfons MIETTINEN	GRS Team	R	218.0	13	217.4	15	216.0	10	215.3	12	214.7	9	216,3
81	Noah MONTEIRO	Griffin Core		217.4	5	216.7	10	214.7	13	214.7	12	214.7	11	215,6
17	Nacho TUÑÓN	T-Code by Amtog		216.7	15	216.0	14	215.3	7	214.7	9	214.0	13	215,3
22	Vivek KANTHAN	Griffin Core		216.7	10	216.7	9	216.0	11	216.0	6	215.3	7	216,1
28	Max RADECK	DXR	R	216.7	7	215.3	4	213.3	5	211.4	11	191.5	2	209,6
37	Ty FISHER	Griffin Core	R	216.7	12	216.7	6	216.7	5	216.0	14	215.3	13	216,3
38	Daniel KELLEHER	Campos Racing	R	216.7	5	216.0	9	215.3	10	214.0	13	214.0	6	215,2
77	Andrej PETROVIC	T-Code by Amtog		216.7	14	216.0	9	216.0	6	215.3	5	214.7	12	215,7
18	Zoe FLORESCU	Tecnicar	R	216.0	5	214.7	7	213.3	10	213.3	9	212.0	13	213,9
24	Beau LOWETTE	TC Racing	R	216.0	7	214.7	11	213.3	8	212.7	13	212.0	15	213,7
27	Alexander CHARTIER	Monlau Motorsport	R	216.0	4	215.3	6	215.3	5	214.0	10	214.0	9	214,9
32	Simón BULBARELLA	Drivex	R	215.3	8	213.3	6	213.3	5					214,0
74	Pablo RICCOBONO	GRS Team		215.3	9	214.7	6	214.0	12	214.0	7	213.3	10	214,3
88	Miki BLASCOS	Monlau Motorsport	R	215.3	11	214.7	10	214.7	9	214.7	8	213.3	7	214,5
94	Jorden MOODLEY	G4 Racing		215.3	8	214.0	6	213.3	11	213.3	7	212.0	16	213,6
11	Rahim ALIBHAI	Monlau Motorsport	R	214.7	5	214.0	8	213.3	12	212.7	11	212.7	7	213,5
15	Jensen BURNETT	KCL Motorsport	R	214.7	13	213.3	12	212.7	10	212.7	6	212.0	11	213,1
23	Rocco CORONEL	MP Motorsport	R	214.7	10	214.0	12	214.0	8	213.3	13	213.3	11	213,9
40	Kasper SCHORMANS	MP Motorsport	R	214.7	8	212.7	6	212.7	7	195.3	5			208,9
80	Sebastián FRIGOLET	DXR	R	214.7	10	212.7	8	212.7	12	212.0	13	212.0	9	212,8
5	Sandro PEREZ	TC Racing	R	214.7	10	214.0	13	214.0	8	213.3	12	212.7	7	213,7
8	Jacob MICALLEF	Campos Racing	R	214.0	6	213.3	11	212.7	14	212.7	12	212.7	8	213,1
10	Luna FLUXÁ	Campos Racing	R	214.0	13	214.0	12	213.3	8	213.3	6	212.7	14	213,5
12	Philippe Armand KARRAS	G4 Racing		214.0	9	212.7	7	212.0	12	212.0	11	212.0	10	212,5
21	Borys LYZEN	KCL Motorsport	R	214.0	12	214.0	10	214.0	9	214.0	8	213.3	11	213,9
25	Aleix PIÑERA	Tecnicar	R	214.0	6	213.3	7	212.0	10	210.7	5			212,5
73	Fausto ARNAUDO	Monlau Motorsport	R	214.0	5	214.0	4	214.0	3	213.3	6	212.7	11	213,6
7	Felipe REIJS	MP Motorsport	R	213.3	11	212.7	13	212.7	10	212.0	12	212.0	9	212,5
39	Louis COCHET	KCL Motorsport	R	213.3	12	213.3	11	212.0	13	212.0	10	212.0	8	212,5
13	Rodrigo MARTÍNEZ	Tecnicar	R	212.7	7	211.4	6	210.7	9	193.1	5			207,0
44	Elliot KACZYNSKI	Drivex	R	212.7	6	212.0	7	212.0	10	212.0	8	211.4	5	212,0
71	Sam URUS	DXR	R	212.7	11	212.7	9	212.0	13	212.0	10	212.0	8	212,3
9	Jean Paul KARRAS	G4 Racing		212.0	11	212.0	9	211.4	14	211.4	10	210.7	4	211,5
46	Nathan TYE	Drivex		212.0	7	212.0	5	210.7	4	210.7	10	210.7	6	211,2
78	Maria NETO	TC Racing	R	207.6	5	205.7	4							206,7




F4Spain

ROUND 1 - VALENCIA

Free Practice 1

Best Sector Times

Sector 1			Sector 2			Sector 3			Ideal Lap	Best Lap
Pos	No Driver	Time	No Driver	Time	No Driver	Time	Pos	No Driver		
1	81 N.MONTEIRO	21.801	15 J.BURNETT	46.129	37 T.FISHER	26.028	1	15 J.BURNETT	1:34.072	1:34.372 (7)
2	21 B.LYZEN	21.811	8 J.MICALLEF	46.337	81 N.MONTEIRO	26.058	2	81 N.MONTEIRO	1:34.230	1:34.230 (1)
3	37 T.FISHER	21.833	81 N.MONTEIRO	46.371	17 N.TUÑÓN	26.063	3	37 T.FISHER	1:34.281	1:34.316 (3)
4	22 V.KANTHAN	21.839	37 T.FISHER	46.420	15 J.BURNETT	26.070	4	8 J.MICALLEF	1:34.335	1:34.427 (8)
5	7 F.REIJS	21.863	7 F.REIJS	46.494	8 J.MICALLEF	26.072	5	17 N.TUÑÓN	1:34.462	1:34.319 (4)
6	15 J.BURNETT	21.873	44 E.KACZYNSKI	46.501	22 V.KANTHAN	26.089	6	21 B.LYZEN	1:34.521	1:34.306 (2)
7	73 F.ARNAUDO	21.874	17 N.TUÑÓN	46.515	44 E.KACZYNSKI	26.116	7	44 E.KACZYNSKI	1:34.539	1:34.564 (11)
8	88 M.BLASCOS	21.881	39 L.COCHET	46.520	23 R.CORONEL	26.119	8	22 V.KANTHAN	1:34.568	1:34.353 (6)
9	17 N.TUÑÓN	21.884	21 B.LYZEN	46.548	21 B.LYZEN	26.162	9	23 R.CORONEL	1:34.631	1:34.725 (15)
10	38 D.KELLEHER	21.914	23 R.CORONEL	46.567	39 L.COCHET	26.168	10	7 F.REIJS	1:34.657	1:34.621 (12)
11	46 N.TYE	21.920	38 D.KELLEHER	46.599	27 A.CHARTIER	26.181	11	39 L.COCHET	1:34.676	1:34.970 (17)
12	44 E.KACZYNSKI	21.922	40 K.SCHORMANS	46.602	38 D.KELLEHER	26.193	12	38 D.KELLEHER	1:34.706	1:34.651 (13)
13	27 A.CHARTIER	21.923	22 V.KANTHAN	46.640	12 P.KARRAS	26.241	13	40 K.SCHORMANS	1:34.792	1:34.490 (9)
14	8 J.MICALLEF	21.926	24 B.LOWETTE	46.696	40 K.SCHORMANS	26.255	14	24 B.LOWETTE	1:34.956	1:35.096 (22)
15	40 K.SCHORMANS	21.935	77 A.PETROVIC	46.699	77 A.PETROVIC	26.259	15	73 F.ARNAUDO	1:34.964	1:34.712 (14)
16	23 R.CORONEL	21.945	10 L.FLUXÁ	46.738	10 L.FLUXÁ	26.261	16	10 L.FLUXÁ	1:34.995	1:35.197 (25)
17	28 M.RADECK	21.968	73 F.ARNAUDO	46.778	24 B.LOWETTE	26.271	17	77 A.PETROVIC	1:35.006	1:35.161 (24)
18	32 S.BULBARELLA	21.973	71 S.URUS	46.840	7 F.REIJS	26.300	18	27 A.CHARTIER	1:35.085	1:34.856 (16)
19	11 R.ALIBHAI	21.973	12 P.KARRAS	46.852	73 F.ARNAUDO	26.312	19	12 P.KARRAS	1:35.103	1:34.972 (19)
20	39 L.COCHET	21.988	80 S.FRIGOLET	46.884	18 Z.FLORESCU	26.361	20	71 S.URUS	1:35.369	1:35.478 (27)
21	24 B.LOWETTE	21.989	27 A.CHARTIER	46.981	5 S.PEREZ	26.410	21	80 S.FRIGOLET	1:35.441	1:35.219 (26)
22	10 L.FLUXÁ	21.996	18 Z.FLORESCU	46.993	80 S.FRIGOLET	26.463	22	18 Z.FLORESCU	1:35.513	1:35.496 (28)
23	12 P.KARRAS	22.010	74 P.RICCOBONO	47.102	71 S.URUS	26.479	23	74 P.RICCOBONO	1:35.817	1:35.627 (30)
24	77 A.PETROVIC	22.048	5 S.PEREZ	47.119	83 A.MIETTINEN	26.583	24	5 S.PEREZ	1:35.835	1:36.261 (32)
25	71 S.URUS	22.050	83 A.MIETTINEN	47.229	74 P.RICCOBONO	26.613	25	83 A.MIETTINEN	1:35.987	1:36.043 (31)
26	25 A.PIÑERA	22.064	94 J.MOODLEY	47.621	94 J.MOODLEY	26.776	26	94 J.MOODLEY	1:36.662	1:36.837 (33)
27	80 S.FRIGOLET	22.094	9 J.KARRAS	48.323	9 J.KARRAS	27.106	27	9 J.KARRAS	1:37.592	1:35.567 (29)
28	74 P.RICCOBONO	22.102	25 A.PIÑERA	49.332	11 R.ALIBHAI	27.494	28	88 M.BLASCOS	1:40.569	1:34.347 (5)
29	18 Z.FLORESCU	22.159	32 S.BULBARELLA	49.350	28 M.RADECK	28.277	29	28 M.RADECK	1:42.651	1:35.059 (21)
30	9 J.KARRAS	22.163	78 M.NETO	49.987	88 M.BLASCOS	28.478	30	11 R.ALIBHAI	1:43.297	1:35.044 (20)
31	83 A.MIETTINEN	22.175	88 M.BLASCOS	50.210	78 M.NETO	36.028	31	32 S.BULBARELLA	0:00.000	1:35.141 (23)




F4Spain

ROUND 1 - VALENCIA

Free Practice 1










Fastest Lap Sequence


Elapsed	No	Driver	Team	Car	Class	Time	Kph	Lap
8:51.465	83	Alfons MIETTINEN	GRS Team	TATUUS T-421	R	1:38.137	146.9	3
10:28.657	83	Alfons MIETTINEN	GRS Team	TATUUS T-421	R	1:37.192	148.3	4
12:05.157	83	Alfons MIETTINEN	GRS Team	TATUUS T-421	R	1:36.500	149.4	5
13:20.850	12	Phillippe Armand KARRAS	G4 Racing	TATUUS T-421		1:36.076	150.1	4
13:34.302	22	Vivek KANTHAN	Griffin Core	TATUUS T-421		1:35.420	151.1	3
16:59.680	12	Phillippe Armand KARRAS	G4 Racing	TATUUS T-421		1:35.346	151.2	6
17:17.179	81	Noah MONTEIRO	Griffin Core	TATUUS T-421		1:34.772	152.1	6
17:19.431	22	Vivek KANTHAN	Griffin Core	TATUUS T-421		1:34.684	152.3	5
18:23.443	17	Nacho TUÑÓN	T-Code by Amtog	TATUUS T-421		1:34.658	152.3	7
18:43.699	88	Miki BLASCOS	Monlau Motorsport	TATUUS T-421	R	1:34.528	152.5	5
18:51.639	81	Noah MONTEIRO	Griffin Core	TATUUS T-421		1:34.460	152.6	7
20:25.869	81	Noah MONTEIRO	Griffin Core	TATUUS T-421		1:34.230	153.0	8



F4Spain
 ROUND 1 - VALENCIA
 Free Practice 1

Flag Analysis

Flag	Time
	GREEN FLAG 13:15:00.000
	YELLOW FLAG AT SECTOR 2 13:16:14.587
	RED FLAG 13:16:23.409
	GREEN FLAG 13:20:00.518
	FULL COURSE YELLOW 13:29:00.000
	GREEN FLAG 13:29:52.000
	YELLOW FLAG AT SECTOR 3 13:43:42.183
	GREEN FLAG AT SECTOR 3 13:43:51.346
	CHEQUERED FLAG 13:45:00.000




F4Spain ROUND 1 - VALENCIA Free Practice 1

Sector Analysis

— Invalidated Lap ■ Personal Best ■ Session Best B Crossing the pit lane

Lap	Time	Sector 1	Sector 2	Sector 3	T.Sp	Elapsed	Lap	Time	Sector 1	Sector 2	Sector 3	T.Sp	Elapsed	
5	Sandro PEREZ ESP							5	1:36.015	22.356			208.8	16:37.636
	TC Racing							6	1:35.672	22.243			210.1	18:13.308
	TATUUS T-421							7	1:35.654	22.287				19:48.962
1	2:33.734 B	51.104	54.115	48.515		2:33.734	8	1:35.807	22.207				21:24.769	
2	4:53.806 B	3:07.974	51.709	54.123		7:27.540	9	1:35.567	22.216			212.0	23:00.336	
3	5:39.553 B	4:09.877	49.190	40.486		13:07.093	10	1:35.888	22.163			211.4	24:36.224	
4	2:51.584	1:28.018	56.165	27.401		15:58.677	11	<u>1:36.460</u>	22.429			212.0	26:12.684	
5	<u>1:37.347</u>	<u>22.770</u>	47.606	26.971	210.1	17:36.024	12	1:36.103	22.284			210.1	27:48.787	
6	1:36.261	22.412	47.300	26.549	210.1	19:12.285	13	<u>1:36.422</u>	<u>22.399</u>			209.5	29:25.209	
7	1:36.341	22.350	47.119	26.872	212.7	20:48.626	14	<u>1:43.356 B</u>	22.803			211.4	31:08.565	
8	<u>1:35.959</u>	<u>22.309</u>	<u>47.099</u>	26.551	214.0	22:24.585								
9	1:36.558	22.306	47.698	26.554	211.4	24:01.143								
10	<u>1:35.836</u>	<u>22.294</u>	<u>47.132</u>	26.410	214.7	25:36.979								
11	<u>1:48.765</u>	<u>22.208</u>	<u>59.156</u>	27.401	212.0	27:25.744								
12	<u>1:37.068</u>	<u>22.293</u>	<u>47.525</u>	27.250	213.3	29:02.812								
13	<u>1:36.615</u>	<u>22.679</u>			214.0	30:39.427								
7	Felipe REIJS NLD							10	Luna FLUXÁ ESP					
	MP Motorsport								Campos Racing					
	TATUUS T-421								TATUUS T-421					
1	2:09.974 B	34.437	50.541	44.996		2:09.974	1	2:03.459 B	33.056	49.877	40.526		2:03.459	
2	4:46.512 B	3:19.691	48.080	38.741		6:56.486	2	8:16.577	6:57.176	51.555	27.846		10:20.036	
3	2:32.019 B	1:10.545	47.888	33.586		9:28.505	3	1:39.804	24.251	48.439	27.114	184.8	11:59.840	
4	5:59.815	4:14.512	1:17.103	28.200		15:28.320	4	1:35.874	22.360	47.207	26.307	210.1	13:35.714	
5	1:36.853	22.844	47.487	26.522	208.2	17:05.173	5	2:09.777	22.334	1:20.060	27.383	211.4	15:45.491	
6	1:35.397	22.211	46.886	26.300	210.7	18:40.570	6	1:35.555	22.170	47.021	26.364	213.3	17:21.046	
7	<u>1:35.154</u>	22.122	<u>46.683</u>	26.349	211.4	20:15.724	7	<u>1:35.323</u>	<u>22.119</u>	46.943	26.261	212.7	18:56.369	
8	1:34.695	21.877	46.494	26.324	211.4	21:50.419	8	<u>1:35.176</u>	<u>22.120</u>	46.738	26.318	213.3	20:31.545	
9	1:34.886	21.969			212.0	23:25.305	9	1:35.197	22.137			210.7	22:06.742	
10	1:34.621	21.863			212.7	24:59.926	10	1:35.260	22.077			210.1	23:42.002	
11	1:34.927	21.984			213.3	26:34.853	11	1:35.197	21.996	46.873	26.328	212.0	25:17.199	
12	1:34.789	21.931			212.0	28:09.642	12	<u>1:35.230</u>	22.054			214.0	26:52.429	
13	1:35.181	21.959			212.7	29:44.823	13	<u>1:36.367</u>	<u>22.244</u>			214.0	28:28.796	
14	1:42.307 B	22.107			210.7	31:27.130	14	1:35.323	22.180			212.7	30:04.119	
8	Jacob MICALLEF MLT							11	Rahim ALIBHAI USA					
	Campos Racing								Monlau Motorsport					
	TATUUS T-421								TATUUS T-421					
1	2:02.273 B	32.595	49.733	39.945		2:02.273	1	11:45.170	...	53.830	29.652		11:45.170	
2	8:08.620	6:49.690	50.722	28.208		10:10.893	2	1:44.739	25.316			178.1	13:29.909	
3	1:44.766 B	23.789	47.871	33.106	193.6	11:55.659	3	2:10.321	23.284	1:19.543	27.494	204.5	15:40.230	
4	1:56.099	42.243	47.262	26.594		13:51.758	4	1:37.382	22.527			210.7	17:17.612	
5	2:05.588	34.384	1:00.136	31.068	145.8	15:57.346	5	<u>1:37.076</u>	<u>22.140</u>			214.7	18:54.688	
6	1:35.272	22.167	46.788	26.317	214.0	17:32.618	6	1:35.667	22.194			212.7	20:30.355	
7	1:34.762	22.009	46.525	26.228	212.7	19:07.380	7	1:35.293	22.096			212.7	22:05.648	
8	1:40.786	21.926	47.503	31.357	212.7	20:48.166	8	1:35.044	21.973			214.0	23:40.692	
9	1:34.818	22.143	46.528	26.147	210.7	22:22.984	9	1:35.423	22.074				25:16.115	
10	1:34.427	22.018	46.337	26.072	212.0	23:57.411	10	1:35.466	22.125			212.0	26:51.581	
11	<u>1:51.654</u>	<u>21.938</u>	<u>52.295</u>	<u>37.421</u>	213.3	25:49.065	11	1:35.919	22.086			212.7	28:27.500	
12	1:43.402	22.106	50.360	30.936	212.7	27:32.467	12	<u>1:40.752 B</u>	22.174			213.3	30:08.252	
13	1:35.414	22.050			212.0	29:07.881								
14	1:34.986	22.055			212.7	30:42.867								
9	Jean Paul KARRAS GRC							12	Phillipe Armand KARRAS GRC					
	G4 Racing								G4 Racing					
	TATUUS T-421								TATUUS T-421					
1	7:19.100 B	5:45.521				7:19.100	1	7:05.519	5:46.709	51.005	27.805		7:05.519	
2	4:01.692	2:46.263	48.323	27.106		11:20.792	2	1:42.744 B	23.044	47.969	31.731	200.9	8:48.263	
3	1:37.263	23.244			193.6	12:58.055	3	2:56.511	1:40.179	48.712	27.620		11:44.774	
4	2:03.566	22.334	53.462	47.770	210.7	15:01.621	4	1:36.076	22.565	47.183	26.328	208.8	13:20.850	
							5	2:03.484	22.231	1:12.681	28.572	212.0	15:24.334	
							6	1:35.346	22.149	46.883	26.314	209.5	16:59.680	
							7	1:35.156	22.063	46.852	26.241	212.7	18:34.836	
							8	1:35.091	22.012			212.0	20:09.927	
							9	1:34.972	22.010			214.0	21:44.899	
							10	1:35.110	22.128			212.0	23:20.009	
							11	1:35.219	22.055			212.0	24:55.228	
							12	<u>1:36.358</u>	<u>22.103</u>			212.0	26:31.586	




F4Spain

ROUND 1 - VALENCIA

Free Practice 1

Sector Analysis

— Invalidated Lap						■ Personal Best						■ Session Best						B Crossing the pit lane																																																																																									
Lap	Time	Sector 1	Sector 2	Sector 3	T.Spd	Elapsed	Lap	Time	Sector 1	Sector 2	Sector 3	T.Spd	Elapsed	Lap	Time	Sector 1	Sector 2	Sector 3	T.Spd	Elapsed	Lap	Time	Sector 1	Sector 2	Sector 3	T.Spd	Elapsed																																																																																
13 Rodrigo MARTÍNEZ MEX																																																																																																											
Tecnicar TATUUS T-421																																																																																																											
1	2:35.630	B	54.769			2:35.630	2	4:45.456	B	3:10.274	53.269	41.913	7:21.086	3	4:23.923	B	2:57.537			11:45.009	4	2:14.261		58.528	13:59.270	5	2:00.795		30.673	193.1	16:00.065	6	1:37.268		22.565	211.4	17:37.333	7	1:37.302		22.497	212.7	19:14.635	8	1:38.070		22.312		20:52.705	9	1:37.637		22.356	210.7	22:30.342	10	1:37.157		22.511		24:07.499	11	1:38.102		23.137		25:45.601	12	1:38.978		22.732		27:24.579	13	1:37.963		22.423		29:02.542	14	1:39.675		24.031		30:42.217																						
15 Jensen BURNETT CAN																																																																																																											
KCL Motorsport TATUUS T-421																																																																																																											
1	6:59.696	B	5:31.963	49.712	38.021	6:59.696	2	2:35.580	B	1:16.570	47.579	31.431	9:35.276	3	5:30.821		3:43.486	1:01.623	45.712	15:06.097	4	1:41.321		23.949	49.583	27.789	201.5	16:47.418	5	1:38.839		24.199	47.949	26.691	211.4	18:26.257	6	1:34.812		22.109	46.529	26.174	212.7	20:01.069	7	1:34.380		21.887	46.318	26.175	210.7	21:35.449	8	1:34.194		21.995	46.129	26.070	212.0	23:09.643	9	1:34.372		21.873		24:44.015	10	1:34.421		21.923	46.265	26.233	212.7	26:18.436	11	1:34.549		21.976		28:52.985	12	1:34.612		21.936		29:27.597	13	1:41.934	B	21.966		31:09.531															
17 Nacho TUÑÓN ESP																																																																																																											
T-Code by Amtog TATUUS T-421																																																																																																											
1	2:57.787	B	1:27.609	53.633	36.545	2:57.787	2	4:11.674	B	2:40.321	50.954	40.399	7:09.461	3	3:38.597	B	2:14.239	48.880	35.478	10:48.058	4	2:16.844		1:02.223	48.149	26.472		13:04.902	5	2:08.231		22.358	1:03.820	42.053	212.7	15:13.133	6	1:35.652		22.331		213.3	16:48.785	7	1:34.658		22.080	46.515	26.063	215.3	18:23.443	8	1:34.492		21.884		214.0	19:57.935	9	1:34.319		21.911		214.7	21:32.254	10	1:34.444		21.972		214.0	23:06.698	11	1:34.447		21.942		213.3	24:41.145	12	1:34.673		22.028		213.3	26:15.818	13	1:34.743		21.985		214.0	27:50.561	14	1:34.989		22.037		216.0	29:25.550	15	1:35.094		22.174		216.7	31:00.644
18 Zoe FLORESCU ROU																																																																																																											
Tecnicar TATUUS T-421																																																																																																											
1	2:25.597	B	50.707	52.382	42.508	2:25.597																																																																																																					
21 Borys LYZEN POL																																																																																																											
KCL Motorsport TATUUS T-421																																																																																																											
1	2:11.239	B	36.643	49.818	44.778	2:11.239	2	4:50.234	B	3:20.988	49.798	39.448	7:01.473	3	2:50.269	B	1:29.257	47.274	33.738	9:51.742	4	5:24.386		3:36.328	1:12.299	35.759	15:16.128	5	1:36.977		22.889	47.670	26.418	210.1	16:53.105	6	1:35.266		22.280	46.792	26.194	213.3	18:28.371	7	1:34.666		21.956	46.548	26.162	213.3	20:03.037	8	1:34.306		21.903		214.0	21:37.343	9	1:34.380		21.811		214.0	23:11.723	10	1:34.515		21.936		214.0	24:46.238	11	1:34.559		21.908		213.3	26:20.797	12	1:42.191	B	21.946		214.0	28:02.988																					
22 Vivek KANTHAN USA																																																																																																											
Griffin Core TATUUS T-421																																																																																																											
1	10:19.379		8:59.731	51.704	27.944	10:19.379	2	1:39.503		24.171	48.692	26.640	185.3	11:58.882	3	1:35.420		22.287	46.949	26.184	212.7	13:34.302	4	2:10.445		22.740	1:20.521	27.184	213.3	15:44.747	5	1:34.684		21.955	46.640	26.089	212.7	17:19.431	6	1:34.771		22.008	46.674	26.089	216.0	18:54.202	7	1:35.667		21.896		215.3	20:29.869	8	1:34.589		21.996		212.7	22:04.458	9	1:34.353		21.839		216.7	23:38.811	10	1:34.583		21.881		216.7	25:13.394	11	1:35.903		21.887	47.551	26.465	216.0	26:49.297	12	1:37.384		21.869		214.7	28:26.681	13	1:34.732		21.916		212.0	30:01.413											
23 Rocco CORONEL NLD																																																																																																											
MP Motorsport TATUUS T-421																																																																																																											
1	2:04.784	B	33.596	49.902	41.286	2:04.784	2	4:42.921	B	3:22.489	48.036	32.396	6:47.705	3	2:11.177	B	51.789	46.970	32.418	8:58.882	4	4:49.856		3:26.951	54.195	28.710	13:48.738	5	2:15.348		31.238	1:05.970	38.140	211.4	16:04.086	6	1:36.861		22.740	47.583	26.538	212.7	17:40.947	7	1:34.725		22.039	46.567	26.119	212.7	19:15.672	8	1:34.977		21.992	46.832	26.153	214.0	20:50.649	9	1:34.464		21.945		213.3	22:25.113																																									



F4Spain ROUND 1 - VALENCIA Free Practice 1

Sector Analysis


— Invalidated Lap

■ Personal Best

■ Session Best

■ Crossing the pit lane

Lap	Time	Sector 1	Sector 2	Sector 3	T.Sp	Elapsed	Lap	Time	Sector 1	Sector 2	Sector 3	T.Sp	Elapsed
10	1:35.329	22.038			214.7	24:00.442	2	1:43.517	24.110			191.5	14:08.866
11	1:34.740	22.118			213.3	25:35.182	3	1:58.688	41.683			99.2	16:07.554
12	1:34.756	22.008			214.0	27:09.938	4	1:35.692	22.216			215.3	17:43.246
13	1:42.650	25.703			213.3	28:52.588	5	<u>1:35.397</u>	<u>22.192</u>			213.3	19:18.643
14	1:35.175	22.205			212.0	30:27.763	6	1:35.148	22.018				20:53.791
24 Beau LOWETTE BEL							7 1:35.435 22.145 216.7 22:29.226						
TC Racing TATUUS T-421							8 1:35.059 22.052 24:04.285						
1	2:37.791 B	55.801	56.943	45.047		2:37.791	9	1:35.306	22.076				25:39.591
2	4:36.759 B	3:03.607	51.702	41.450		7:14.550	10	<u>1:35.197</u>	22.065				27:14.788
3	3:57.287	2:42.279	48.278	26.730		11:11.837	11	1:35.248	21.968			211.4	28:50.036
4	1:36.623	22.771	47.410	26.442	210.7	12:48.460	12	1:42.147 B	22.100				30:32.183
5	2:06.388	22.222	47.102	57.064	208.8	14:54.848	32 Simón BULBARELLA ARG						
6	1:38.901	25.246	47.228	26.427	169.0	16:33.749	Drivex TATUUS T-421						
7	<u>1:35.268</u>	22.019	46.868	26.381	216.0	18:09.017	1	2:16.639 B	42.770	51.506	42.363		2:16.639
8	1:35.119	21.989	46.760	26.370	213.3	19:44.136	2	5:08.456 B	3:40.415	49.350	38.691		7:25.095
9	1:35.286	22.122	46.893	26.271	210.7	21:19.422	3	5:14.528 B	3:50.859	50.566	33.103		12:39.623
10	1:35.096	22.123	46.696	26.277	212.0	22:54.518	4	2:39.480	56.813				15:19.103
11	1:35.304	22.017	46.899	26.388	214.7	24:29.822	5	1:36.048	22.372			213.3	16:55.151
12	1:35.270	22.138	46.763	26.369	212.0	26:05.092	6	<u>1:35.566</u>	<u>22.154</u>			213.3	18:30.717
13	1:35.280	22.108	46.745	26.427	212.7	27:40.372	7	1:35.360	22.074				20:06.077
14	1:35.257	22.113	46.835	26.309	211.4	29:15.629	8	1:35.535	22.134			215.3	21:41.612
15	1:35.383	22.099			212.0	30:51.012	9	1:35.331	22.045				23:16.943
25 Aleix PIÑERA ESP							10 1:35.292 21.973 24:52.235						
Technicar TATUUS T-421							11 1:35.141 22.016 26:27.376						
1	2:45.633 B	1:00.583				2:45.633	12	1:35.518	22.048				28:02.894
2	4:25.669 B	2:53.181				7:11.302	13	1:35.537	22.191				29:38.431
3	3:48.058 B	2:22.175	49.332	36.551		10:59.360	14	1:35.495	22.118				31:13.926
4	2:16.501	1:02.251				13:15.861	37 Ty FISHER CAN						
5	2:08.902	22.371			210.7	15:24.763	Griffin Core TATUUS T-421						
6	1:36.801	22.290			214.0	17:01.564	1	10:18.364	8:57.263	52.477	28.624		10:18.364
7	1:35.106	22.111			213.3	18:36.670	2	1:38.642	23.648	48.139	26.855	208.8	11:57.006
8	1:35.074	22.064				20:11.744	3	1:36.093	22.645	47.018	26.430	214.7	13:33.099
9	<u>1:35.137</u>	22.080				21:46.881	4	2:09.955	23.282	1:20.161	26.512	215.3	15:43.054
10	1:34.971	22.100			212.0	23:21.852	5	1:35.019	22.050	46.746	26.223	216.7	17:18.073
11	1:34.993	22.106				24:56.845	6	<u>1:35.266</u>	22.081	46.915	26.270	216.7	18:53.339
12	1:35.225	22.138				26:32.070	7	1:34.497	21.914	46.454	26.129	214.0	20:27.836
13	1:35.212	22.119				28:07.282	8	1:34.523	21.908				21:27.02359
14	1:41.843 B	22.178				29:49.125	9	<u>1:34.766</u>	21.833	<u>46.791</u>	26.142	215.3	23:37.125
27 Alexander CHARTIER ITA							10 1:34.394 21.881 46.420 26.093 215.3 25:11.519						
Monlau Motorsport TATUUS T-421							11 1:34.316 21.856 46.432 26.028 215.3 26:45.835						
1	11:46.466	...	53.772	28.838		11:46.466	12	<u>1:37.514</u>	<u>22.274</u>	48.977	26.263	216.7	28:23.349
2	1:47.346	25.507	52.742	29.097	167.0	13:33.812	13	1:35.136	22.033			215.3	29:58.485
3	2:11.958	25.912	1:18.675	27.371	175.4	15:45.770	14	1:41.175 B	22.121			216.0	31:39.660
4	<u>1:35.901</u>	22.336	<u>47.291</u>	26.274	216.0	17:21.671	38 Daniel KELLEHER IRE						
5	<u>1:35.219</u>	<u>22.057</u>	46.981	26.181	215.3	18:56.890	Campos Racing TATUUS T-421						
6	<u>1:39.397</u>	22.106	<u>51.021</u>	26.270	215.3	20:36.287	1	11:02.827	9:41.515	52.306	29.006		11:02.827
7	1:34.939	21.923			212.7	22:11.226	2	1:42.635	24.121	50.210	28.304	192.0	12:45.462
8	1:34.856	21.951			212.7	23:46.082	3	2:07.140	22.923	47.767	56.450	209.5	14:52.602
9	<u>1:35.207</u>	22.115			214.0	25:21.289	4	1:39.560	25.997	47.202	26.361	162.6	16:32.162
10	<u>1:39.302</u> B	22.008			214.0	27:00.591	5	1:34.969	22.075	46.679	26.215	216.7	18:07.131
28 Max RADECK PRT							6 1:34.807 22.015 46.599 26.193 214.0 19:41.938						
DXR TATUUS T-421							7 1:34.651 21.956 210.7 21:16.589						
1	12:25.349	...	52.406	28.277		12:25.349	8	<u>1:34.555</u>	21.914			213.3	22:51.144
							9	1:34.768	21.934			216.0	24:25.912



F4Spain

ROUND 1 - VALENCIA

Free Practice 1

Sector Analysis

— Invalidated Lap

■ Personal Best

■ Session Best

B Crossing the pit lane


Lap	Time	Sector 1	Sector 2	Sector 3	T.Sp	Elapsed	Lap	Time	Sector 1	Sector 2	Sector 3	T.Sp	Elapsed
10	1:34.743	21.947			215.3	26:00.655	11	1:35.340	22.185				28:48.735
11	1:34.826	22.011			212.0	27:35.481	12	1:42.611 B	22.465				30:31.346
12	1:35.247	22.073			213.3	29:10.728							
13	1:35.425	21.945			214.0	30:46.153							

39 Louis COCHET							71 Sam URUS						
KCL Motorsport							DXR						
TATUUS T-421							MCO						
1	2:13.049 B	37.583	49.663	45.803		2:13.049	1	2:19.171 B	43.414	51.422	44.335		2:19.171
2	4:51.761 B	3:20.008	49.425	42.328		7:04.810	2	10:13.282	8:51.054	53.332	28.896		12:32.453
3	3:24.580 B	1:52.723	50.725	41.132		10:29.390	3	1:42.816	23.516	48.225	31.075	205.1	14:15.269
4	5:01.738	3:17.392	1:16.029	28.317		15:31.128	4	1:56.766	41.094	48.933	26.739	81.7	16:12.035
5	1:41.543	23.347	50.094	28.102	210.1	17:12.671	5	1:35.871	22.286	47.042	26.543	211.4	17:47.906
6	1:36.872	23.118	47.323	26.431	208.2	18:49.543	6	1:35.611	22.135	46.991	26.485	211.4	19:23.517
7	1:35.091	22.156	46.767	26.168	212.0	20:24.634	7	1:35.465	22.146	46.840	26.479	211.4	20:58.982
8	1:35.035	22.094	46.560	26.381	212.0	21:59.669	8	1:36.519	22.082	47.884	26.553	212.0	22:35.501
9	1:34.970	21.988	46.520	26.462	211.4	23:34.639	9	1:35.478	22.055	46.912	26.511	212.7	24:10.979
10	1:34.978	22.038	46.626	26.314	212.0	25:09.617	10	1:35.723	22.119	47.089	26.515	212.0	25:46.702
11	1:35.548	21.999	46.924	26.625	213.3	26:45.165	11	1:35.788	22.050	47.148	26.590	212.7	27:22.490
12	1:35.866	22.024	47.245	26.597	213.3	28:21.031	12	1:40.987	22.138			210.7	29:03.477
13	1:39.847 B	22.385	46.940	30.522	212.0	30:00.878	13	1:36.637	22.810			212.0	30:40.114

40 Kasper SCHORMANS							73 Fausto ARNAUDO						
MP Motorsport							Monlau Motorsport						
TATUUS T-421							TATUUS T-421						
1	2:06.402 B	34.857	49.092	42.453		2:06.402	1	11:44.551	...	54.065	29.682		11:44.551
2	4:44.411 B	3:21.605	47.892	34.914		6:50.813	2	1:44.351	25.490	50.513	28.348	175.0	13:28.902
3	2:24.180 B	1:04.482	47.195	32.503		9:14.993	3	2:04.573	22.612	1:13.717	28.244	214.0	15:33.475
4	5:46.147	4:00.925	56.010	49.212		15:01.140	4	1:36.599	22.169	47.441	26.989	214.0	17:10.074
5	1:42.396	24.910	50.070	27.416	195.3	16:43.536	5	1:35.088	21.998	46.778	26.312	214.0	18:45.162
6	1:36.518	22.640	47.539	26.339	212.7	18:20.054	6	1:34.810	22.010			213.3	20:19.972
7	1:35.003	22.146	46.602	26.255	212.7	19:55.057	7	1:34.712	21.921			212.7	21:54.684
8	1:34.490	21.935			214.7	21:29.547	8	1:34.988	21.874			212.7	23:29.672

44 Elliot KACZYNSKI							74 Pablo RICCOBONO						
Drivex							GRS Team						
TATUUS T-421							TATUUS T-421						
1	2:14.802 B	39.449	50.572	44.781		2:14.802	1	2:39.460 B	57.064	56.506	45.890		2:39.460
2	10:23.832	8:58.042	55.993	29.797		12:38.634	2	4:26.536	3:07.869	50.683	27.984		7:05.996
3	1:52.294	23.997	48.587	39.710	208.8	14:30.928	3	1:44.093 B	23.125	48.049	32.919	205.7	8:50.089
4	1:51.119	37.385	47.343	26.391	80.6	16:22.047	4	3:13.042	1:57.338	47.804	27.900		12:03.131
5	1:34.783	22.016	46.572	26.195	211.4	17:56.830	5	1:36.321	22.389	47.319	26.613	212.7	13:39.452
6	1:34.564	21.947	46.501	26.116	212.7	19:31.394	6	2:10.733	24.131	1:18.854	27.748	214.7	15:50.185
7	1:34.644	21.922	46.481	26.241	212.0	21:06.038	7	1:35.902	22.190			214.0	17:26.087
8	1:34.827	21.924	46.574	26.329	212.0	22:40.865	8	1:35.929	22.152	47.102	26.675	212.7	19:02.016
9	1:34.937	21.984	46.633	26.320	211.4	24:15.802	9	1:36.643	22.509			215.3	20:38.659
10	1:41.071 B	22.206	46.746	32.119	212.0	25:56.873	10	1:35.781	22.192			213.3	22:14.440

46 Nathan TYE							77 Andrej PETROVIC						
Drivex							T-Code by Amtog						
TATUUS T-421							TATUUS T-421						
1	12:24.059	...				12:24.059	1	2:24.054 B	49.762	51.765	42.527		2:24.054
2	1:43.841	24.628			180.0	14:07.900	2	4:43.704 B	3:12.210	49.718	41.776		7:07.758
3	1:59.093	42.045			96.3	16:06.993	3	3:13.169	1:57.246	48.698	27.225		10:20.927
4	1:35.292	22.245			210.7	17:42.285	4	1:39.842	23.866	48.165	27.811	192.0	12:00.769
5	1:34.705	21.986			212.0	19:16.990	5	1:36.014	22.261	46.959	26.794	215.3	13:36.783
6	1:34.590	22.001			210.7	20:51.580	6	2:11.475	22.207	1:19.375	29.893	216.0	15:48.258
7	1:36.048	21.947			212.0	22:27.628							
8	1:34.555	21.920				24:02.183							
9	1:36.463	21.987				25:38.646							
10	1:34.749	21.986			210.7	27:13.395							



F4Spain ROUND 1 - VALENCIA Free Practice 1

Sector Analysis

— Invalidated Lap ■ Personal Best ■ Session Best B Crossing the pit lane

Lap	Time	Sector 1	Sector 2	Sector 3	T.Spd	Elapsed	Lap	Time	Sector 1	Sector 2	Sector 3	T.Spd	Elapsed
7	1:35.664	22.360	46.836	26.468	211.4	17:23.922	7	2:10.470	22.779	1:19.629	28.062	214.7	15:52.470
8	1:35.242	22.126	46.830	26.286	212.0	18:59.164	8	1:36.635	22.290	47.649	26.696	214.7	17:29.105
9	1:35.258	22.237	46.762	26.259	216.0	20:34.422	9	1:36.043	22.231	47.229	26.583	214.7	19:05.148
10	1:35.162	22.048	46.852	26.262	214.7	22:09.584	10	1:36.226	22.317	47.263	26.646	216.0	20:41.374
11	1:35.161	22.149	46.699	26.313	212.7	23:44.745	11	1:36.186	22.353			213.3	22:17.560
12	1:35.266	22.154	46.801	26.311	214.7	25:20.011	12	1:36.675	22.265			215.3	23:54.235
13	1:35.063	22.079			214.0	26:55.074	13	1:37.359	22.599			218.0	25:31.594
14	1:44.194 B	22.329	47.551	34.314	216.7	28:39.268	14	1:36.982	22.604			212.7	27:08.576
							15	1:46.361 B	22.497			217.4	28:54.937

78		Maria NETO		PRT	
TC Racing				TATUUS T-421	
1	19:50.191 B	56.601			19:50.191
2	4:42.362 B	3:17.500			24:32.553
3	2:21.228	55.213	49.987	36.028	26:53.781
4	1:39.722	24.286			205.7 28:33.503
5	1:36.968	22.630			207.6 30:10.471


80		Sebastián FRIGOLET		MEX	
DXR				TATUUS T-421	
1	2:20.335 B	44.936	50.770	44.629	2:20.335
2	10:07.769	8:47.818	51.683	28.268	12:28.104
3	1:42.517	23.285	48.072	31.160	207.6 14:10.621
4	1:58.850	43.921	48.322	26.607	83.9 16:09.471
5	1:36.442	22.461	47.234	26.747	212.0 17:45.913
6	1:35.884	22.273	47.055	26.556	210.7 19:21.797
7	1:35.467	22.120	46.884	26.463	211.4 20:57.264
8	1:35.477	22.110			212.7 22:32.741
9	1:35.219	22.094			212.0 24:07.960
10	1:35.939	22.366			214.7 25:43.899
11	1:35.654	22.142			210.7 27:19.553
12	1:35.601	22.169			212.7 28:55.154
13	1:42.735 B	22.296			212.0 30:37.889

81		Noah MONTEIRO		PRT	
Griffin Core				TATUUS T-421	
1	2:01.079 B	32.282	49.585	39.212	2:01.079
2	8:14.483	6:54.769	51.410	28.304	10:15.562
3	1:38.367	23.317	48.252	26.798	209.5 11:53.929
4	1:36.215	22.293	47.154	26.768	212.7 13:30.144
5	2:12.263	22.284	1:23.363	26.616	217.4 15:42.407
6	1:34.772	21.994	46.537	26.241	214.7 17:17.179
7	1:34.460	21.908	46.424	26.128	213.3 18:51.639
8	1:34.230	21.801	46.371	26.058	213.3 20:25.869
9	1:34.346	21.841			214.7 22:00.215
10	1:38.014	23.254			216.7 23:38.229
11	1:34.462	21.933			214.7 25:12.691
12	1:34.671	21.919			214.7 26:47.362
13	1:42.754 B	22.165			214.7 28:30.116

83		Alfons MIETTINEN		FIN	
GRS Team				TATUUS T-421	
1	2:41.908 B	59.643	58.644	43.621	2:41.908
2	4:31.420	3:13.198	50.269	27.953	7:13.328
3	1:38.137	23.061	48.077	26.999	210.1 8:51.465
4	1:37.192	22.492	47.775	26.925	208.8 10:28.657
5	1:36.500	22.421	47.380	26.699	212.7 12:05.157
6	1:36.843	22.175	47.812	26.856	214.7 13:42.000

88		Miki BLASCOS		ESP	
Monlau Motorsport				TATUUS T-421	
1	11:44.187	...	53.856	30.048	11:44.187
2	1:44.282	25.594	50.210	28.478	171.9 13:28.469
3	2:04.352	22.604			211.4 15:32.821
4	1:36.350	22.332			213.3 17:09.171
5	1:34.528	21.964			212.7 18:43.699
6	1:34.529	22.027			213.3 20:18.228
7	1:34.347	21.970			213.3 21:52.575
8	1:34.360	21.881			214.7 23:26.935
9	1:34.486	21.939			214.7 25:01.421
10	1:34.541	21.928			214.7 26:35.962
11	1:43.877 B	22.013			215.3 28:19.839

94		Jordan MOODLEY		ZAF	
G4 Racing				TATUUS T-421	
1	3:10.912 B	1:40.616	54.546	35.750	3:10.912
2	3:55.528	2:37.255			7:06.440
3	1:38.463	23.093	48.318	27.052	210.1 8:44.903
4	1:38.704	23.838	48.011	26.855	208.2 10:23.607
5	1:37.625	22.948	47.621	27.056	210.7 12:01.232
6	1:37.479	22.990	47.713	26.776	214.0 13:38.711
7	2:07.711	23.455			213.3 15:46.422
8	1:37.538	22.265			215.3 17:23.960
9	1:37.801	22.988			205.1 19:01.761
10	1:37.717	22.444			211.4 20:39.478
11	1:37.339	22.427			213.3 22:16.817
12	1:37.107	22.448			210.1 23:53.924
13	1:37.481	22.486			25:31.405
14	1:36.837	22.374			211.4 27:08.242
15	2:00.418	22.528			210.7 29:08.660
16	1:38.441	22.999			212.0 30:47.101




F4Spain

ROUND 1 - VALENCIA

Free Practice 1

Track Limits Analysis

No	Driver	Team	T.L. Nr	Camera	Lap	Time	
5	Sandro PEREZ	TC Racing	1	Turn 1	5	13:31:10.246	
5	Sandro PEREZ	TC Racing	2	Turn 4	8	13:36:18.571	
5	Sandro PEREZ	TC Racing	3	Turn 2	8	13:36:09.217	
5	Sandro PEREZ	TC Racing	4	Turn 2	10	13:39:22.146	
5	Sandro PEREZ	TC Racing	5	Turn 4	10	13:39:31.107	
5	Sandro PEREZ	TC Racing	6	Turn 2	11	13:40:58.008	
5	Sandro PEREZ	TC Racing	7	Turn 11	11	13:41:56.423	
5	Sandro PEREZ	TC Racing	8	Turn 1	12	13:42:37.178	
5	Sandro PEREZ	TC Racing	9	Turn 2	12	13:42:46.746	
5	Sandro PEREZ	TC Racing	10	Turn 4	12	13:42:56.034	
5	Sandro PEREZ	TC Racing	11	Turn 11	12	13:43:34.386	
5	Sandro PEREZ	TC Racing	12	Turn 2	13	13:44:24.272	
						Total Infractions:	6
7	Felipe REIJS	MP Motorsport	1	Turn 4	7	13:34:10.382	
						Total Infractions:	1
8	Jacob MICALLEF	Campos Racing	1	Turn 2	11	13:39:18.143	
						Total Infractions:	1
9	Jean Paul KARRAS	G4 Racing	1	Turn 6	11	13:40:19.091	
9	Jean Paul KARRAS	G4 Racing	2	Turn 1	13	13:43:00.239	
9	Jean Paul KARRAS	G4 Racing	3	Turn 6	14	13:45:07.943	
						Total Infractions:	3
10	Luna FLUXÁ	Campos Racing	1	Turn 1	7	13:32:32.194	
10	Luna FLUXÁ	Campos Racing	2	Turn 2	8	13:34:17.272	
10	Luna FLUXÁ	Campos Racing	3	Turn 4	12	13:40:46.778	
10	Luna FLUXÁ	Campos Racing	4	Turn 1	13	13:42:03.718	
						Total Infractions:	4
11	Rahim ALIBHAI	Monlau Motorsport	1	Turn 1	5	13:32:28.392	
11	Rahim ALIBHAI	Monlau Motorsport	2	Turn 11	12	13:44:35.446	
						Total Infractions:	2
12	Philippe Armand KARRAS	G4 Racing	1	Turn 1	12	13:40:06.254	
12	Philippe Armand KARRAS	G4 Racing	2	Turn 6	14	13:43:49.367	
						Total Infractions:	2
13	Rodrigo MARTÍNEZ	Tecnicar	1	Turn 2	10	13:37:51.288	
13	Rodrigo MARTÍNEZ	Tecnicar	2	Turn 6	10	13:38:13.631	
13	Rodrigo MARTÍNEZ	Tecnicar	3	Turn 6	11	13:39:51.559	
						Total Infractions:	2
15	Jensen BURNETT	KCL Motorsport	1	Turn 1	8	13:36:46.721	
15	Jensen BURNETT	KCL Motorsport	2	Turn 4	13	13:44:57.159	
						Total Infractions:	2
17	Nacho TUÑÓN	T-Code by Amtog	1	Turn 4	13	13:41:45.107	
17	Nacho TUÑÓN	T-Code by Amtog	2	Turn 1	14	13:43:01.786	
						Total Infractions:	2
22	Vivek KANTHAN	Griffin Core	1	Turn 1	4	13:28:45.456	
22	Vivek KANTHAN	Griffin Core	2	Turn 1	6	13:32:30.397	
22	Vivek KANTHAN	Griffin Core	3	Turn 6	7	13:34:35.714	
						Total Infractions:	3
23	Rocco CORONEL	MP Motorsport	1	Turn 4	9	13:36:20.179	
						Total Infractions:	1
24	Beau LOWETTE	TC Racing	1	Turn 6	7	13:32:16.013	
						Total Infractions:	1
25	Aleix PIÑERA	Tecnicar	1	Turn 6	9	13:35:54.092	




F4Spain

ROUND 1 - VALENCIA

Free Practice 1

Track Limits Analysis

No	Driver	Team	T.L. Nr	Camera	Lap	Time	
							Total Infractions: <input type="text" value="1"/>
27	Alexander CHARTIER	Monlau Motorsport	1	Turn 4	4	13:31:15.639	
27	Alexander CHARTIER	Monlau Motorsport	2	Turn 1	5	13:32:32.194	
27	Alexander CHARTIER	Monlau Motorsport	3	Turn 6	6	13:34:39.087	
27	Alexander CHARTIER	Monlau Motorsport	4	Turn 4	9	13:39:15.820	
27	Alexander CHARTIER	Monlau Motorsport	5	Turn 4	10	13:40:50.378	
							Total Infractions: <input type="text" value="5"/>
28	Max RADECK	DXR	1	Turn 1	5	13:32:54.337	
28	Max RADECK	DXR	2	Turn 4	10	13:41:09.370	
							Total Infractions: <input type="text" value="2"/>
32	Simón BULBARELLA	Drivex	1	Turn 1	6	13:32:06.387	
							Total Infractions: <input type="text" value="1"/>
37	Ty FISHER	Griffin Core	1	Turn 11	6	13:33:25.916	
37	Ty FISHER	Griffin Core	2	Turn 6	9	13:37:44.468	
37	Ty FISHER	Griffin Core	3	Turn 1	12	13:41:56.918	
							Total Infractions: <input type="text" value="3"/>
38	Daniel KELLEHER	Campos Racing	1	Turn 4	8	13:36:45.773	
38	Daniel KELLEHER	Campos Racing	2	Turn 6	10	13:40:08.143	
38	Daniel KELLEHER	Campos Racing	3	Turn 1	12	13:42:46.715	
							Total Infractions: <input type="text" value="3"/>
39	Louis COCHET	KCL Motorsport	1	Turn 1	11	13:40:20.721	
39	Louis COCHET	KCL Motorsport	2	Turn 6	11	13:40:51.491	
							Total Infractions: <input type="text" value="1"/>
40	Kasper SCHORMANS	MP Motorsport	1	Turn 1	5	13:30:13.325	
40	Kasper SCHORMANS	MP Motorsport	2	Turn 4	9	13:36:59.111	
							Total Infractions: <input type="text" value="2"/>
44	Elliot KACZYNSKI	Drivex	1	Turn 1	5	13:31:33.256	
44	Elliot KACZYNSKI	Drivex	2	Turn 4	5	13:31:52.305	
44	Elliot KACZYNSKI	Drivex	3	Turn 4	7	13:35:01.502	
44	Elliot KACZYNSKI	Drivex	4	Turn 4	8	13:36:36.123	
44	Elliot KACZYNSKI	Drivex	5	Turn 4	10	13:39:45.585	
							Total Infractions: <input type="text" value="4"/>
46	Nathan TYE	Drivex	1	Turn 6	7	13:36:33.660	
							Total Infractions: <input type="text" value="1"/>
71	Sam URUS	DXR	1	Turn 2	7	13:34:44.267	
71	Sam URUS	DXR	2	Turn 2	8	13:36:19.862	
71	Sam URUS	DXR	3	Turn 2	12	13:42:43.274	
71	Sam URUS	DXR	4	Turn 4	12	13:42:52.098	
							Total Infractions: <input type="text" value="3"/>
73	Fausto ARNAUDO	Monlau Motorsport	1	Turn 4	11	13:42:09.425	
							Total Infractions: <input type="text" value="1"/>
74	Pablo RICCOBONO	GRS Team	1	Turn 6	3	13:22:50.276	
74	Pablo RICCOBONO	GRS Team	2	Turn 1	5	13:27:14.528	
74	Pablo RICCOBONO	GRS Team	3	Turn 1	8	13:32:37.197	
74	Pablo RICCOBONO	GRS Team	4	Turn 2	12	13:39:10.595	
							Total Infractions: <input type="text" value="4"/>
77	Andrej PETROVIC	T-Code by Amtog	1	Turn 4	5	13:27:30.371	
77	Andrej PETROVIC	T-Code by Amtog	2	Turn 4	7	13:31:19.038	
77	Andrej PETROVIC	T-Code by Amtog	3	Turn 4	9	13:34:29.705	
77	Andrej PETROVIC	T-Code by Amtog	4	Turn 6	10	13:36:16.615	
77	Andrej PETROVIC	T-Code by Amtog	5	Turn 4	13	13:40:50.378	



F4Spain
ROUND 1 - VALENCIA
Free Practice 1

Track Limits Analysis

No	Driver	Team	T.L. Nr	Camera	Lap	Time
77	Andrej PETROVIC	T-Code by Amtog	6	T6	5	13:27:43.069
						Total Infractions: <input type="text" value="5"/>
78	Maria NETO	TC Racing	1	Turn 1	5	13:43:45.045
						Total Infractions: <input type="text" value="1"/>
80	Sebastián FRIGOLET	DXR	1	Turn 2	5	13:31:30.140
80	Sebastián FRIGOLET	DXR	2	Turn 2	6	13:33:06.672
80	Sebastián FRIGOLET	DXR	3	Turn 2	7	13:34:42.600
80	Sebastián FRIGOLET	DXR	4	Turn 6	12	13:43:02.082
80	Sebastián FRIGOLET	DXR	5	Turn 2	13	13:44:15.531
						Total Infractions: <input type="text" value="5"/>
81	Noah MONTEIRO	Griffin Core	1	Turn 1	10	13:37:11.255
81	Noah MONTEIRO	Griffin Core	2	Turn 4	11	13:39:07.981
						Total Infractions: <input type="text" value="2"/>
88	Miki BLASCOS	Monlau Motorsport	1	Turn 2	6	13:34:04.393
						Total Infractions: <input type="text" value="1"/>
94	Jorden MOODLEY	G4 Racing	1	Turn 6	3	13:22:50.276
94	Jorden MOODLEY	G4 Racing	2	Turn 1	6	13:27:12.526
94	Jorden MOODLEY	G4 Racing	3	Turn 1	9	13:32:35.328
						Total Infractions: <input type="text" value="3"/>

TOTAL TRACK LIMITS: 89


Published at:13:50.....

Track Limits Operator:

Daphne FERNÁNDEZ
OD-1537-ESP-CAT



DAPHNE FERNANDEZ OD-1537-ESP/CAT




F4Spain
ROUND 1 - VALENCIA
Free Practice 1

Race Director Report

Hour	Flag	Message
13:06:42		F4 - PIT LANE WILL BE OPEN AT 13:15
13:08:37		TRACK TEMPERATURE 35C - AIR TEMPERATURE 24.1C - HUMIDITY 23%
13:13:02		FAST LANE OPEN
13:15:00		PIT LANE OPEN
13:16:14	YF	YELLOW FLAG AT TURN 5
13:16:23	RF	RED FLAG
13:16:45		CAR #78 STOPPED AT TURN 4
13:17:31		INCIDENT INVOLVING CARS #74 #78 ON T4 NOTED
13:18:21		SESSION WILL RESUME AT 13:20 TBC
13:19:00		SESSION WILL RESUME AT 13:20 CONFIRMED
13:20:00	GF	GREEN FLAG
13:20:05		PIT LANE OPEN
13:23:55		INCIDENT IN T4 CARS #74 #78 AFTER INVESTIGATION - NFI
13:28:41		FULL YELLOW WILL START AT 13:29
13:29:00	FY	FULL YELLOW
13:29:42		GREEN WILL START AT 13:29:52
13:29:52	GF	GREEN FLAG
13:40:50		CAR #78 BEST TIME DELETED - CAUSING RED FLAG - ART. 30.7 SR
13:42:58		CAR #40 CHECK TRANSPONDER.
13:43:42	YF	YELLOW FLAG AT TURN 12
13:43:44	YF	DOUBLE YELLOW AT TURN 13.1 - YELLOW FLAG AT TURN 12
13:43:50	YF	DOUBLE YELLOW AT TURN 13.1
13:43:51	GF	GREEN FLAG
13:45:02		CHEQUERED FLAG
13:46:21		APERTURA PIT LANE A LAS 14:00

Published at: ...13:50.....

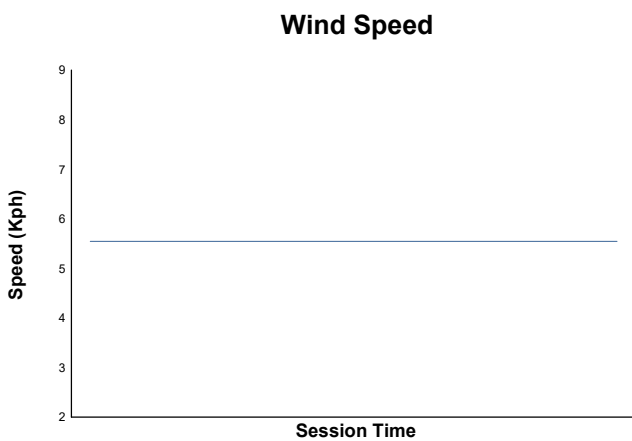
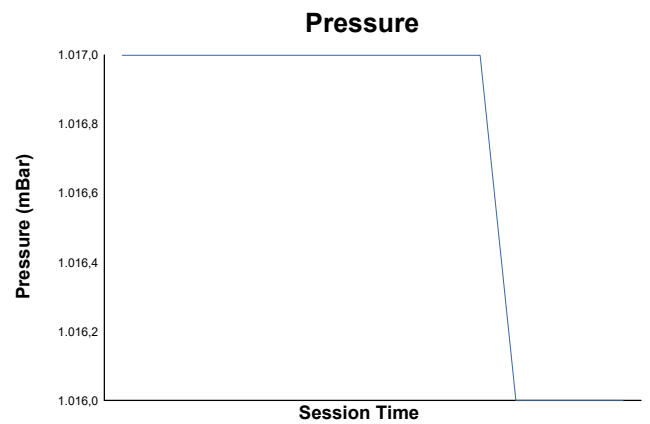
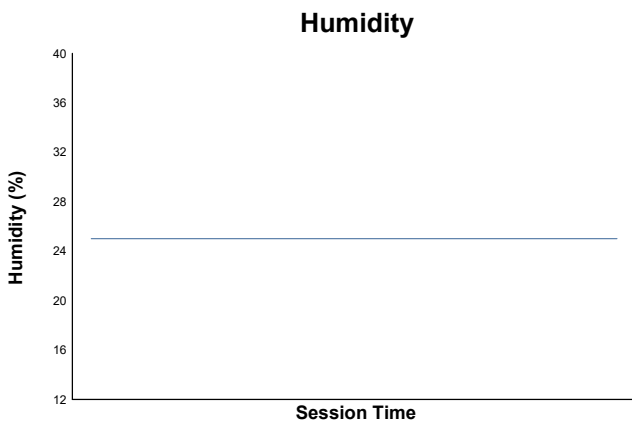
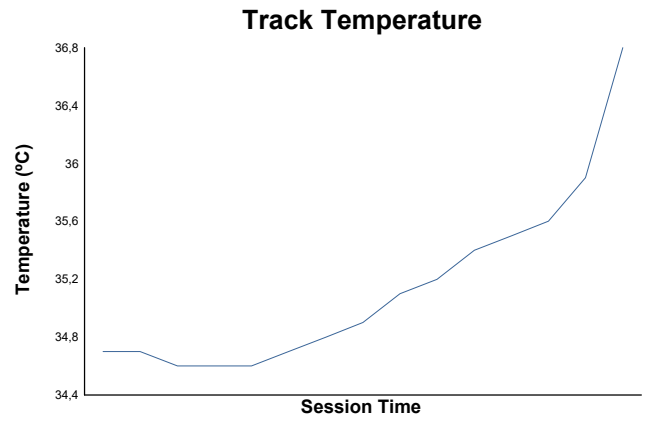
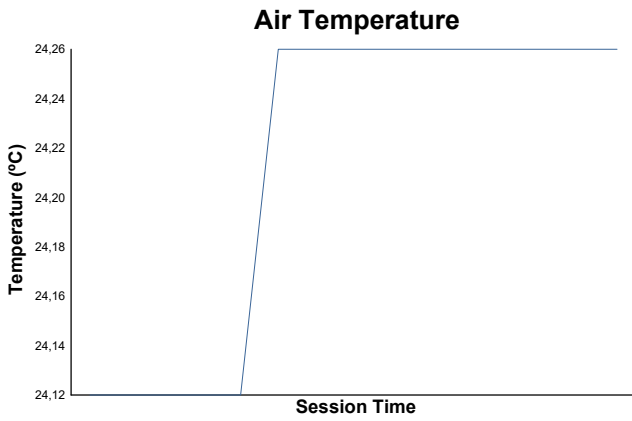
<p>Race Director: Luis GONZÁLEZ</p> 	<p>Timekeeper: Alberto ESTÉBANEZ</p> 
---	--




ROUND 1 - VALENCIA

F4Spain
Free Practice 1

Weather Report



Track Status: **DRY**



F4Spain

ROUND 1 - VALENCIA

Free Practice 2

Classification

No	Driver	Nat	Team	Car	Cl.	Time	Lap Total	Gap	Kph
1	46 Nathan TYE	GBR	Drivex	TATUUS T-421		1:34.036	9 13	- -	153.3
2	15 Jensen BURNETT	CAN	KCL Motorsport	TATUUS T-421	R	1:34.089	10 11	+0.053 +0.053	153.2
3	23 Rocco CORONEL	NLD	MP Motorsport	TATUUS T-421	R	1:34.146	10 14	+0.110 +0.057	153.1
4	22 Vivek KANTHAN	USA	Griffin Core	TATUUS T-421		1:34.184	7 12	+0.148 +0.038	153.1
5	8 Jacob MICALLEF	MLT	Campos Racing	TATUUS T-421	R	1:34.258	10 14	+0.222 +0.074	153.0
6	88 Miki BLASCOS	ESP	Monlau Motorsport	TATUUS T-421	R	1:34.268	6 10	+0.232 +0.010	152.9
7	37 Ty FISHER	CAN	Griffin Core	TATUUS T-421	R	1:34.296	7 12	+0.260 +0.028	152.9
8	44 Elliot KACZYNSKI	SWE	Drivex	TATUUS T-421	R	1:34.322	5 8	+0.286 +0.026	152.9
9	21 Borys LYZEN	POL	KCL Motorsport	TATUUS T-421	R	1:34.365	10 13	+0.329 +0.043	152.8
10	17 Nacho TUÑÓN	ESP	T-Code by Amtog	TATUUS T-421		1:34.374	7 11	+0.338 +0.009	152.8
11	81 Noah MONTEIRO	PRT	Griffin Core	TATUUS T-421		1:34.415	9 15	+0.379 +0.041	152.7
12	77 Andrej PETROVIC	SRB	T-Code by Amtog	TATUUS T-421		1:34.420	6 11	+0.384 +0.005	152.7
13	7 Felipe REIJS	NLD	MP Motorsport	TATUUS T-421	R	1:34.468	10 12	+0.432 +0.048	152.6
14	25 Aleix PIÑERA	ESP	Tecnicar	TATUUS T-421	R	1:34.477	7 10	+0.441 +0.009	152.6
15	32 Simón BULBARELLA	ARG	Drivex	TATUUS T-421	R	1:34.480	5 10	+0.444 +0.003	152.6
16	38 Daniel KELLEHER	IRE	Campos Racing	TATUUS T-421	R	1:34.517	7 12	+0.481 +0.037	152.5
17	40 Kasper SCHORMANS	NLD	MP Motorsport	TATUUS T-421	R	1:34.567	9 13	+0.531 +0.050	152.5
18	12 Philippe Armand KARRAS	GRC	G4 Racing	TATUUS T-421		1:34.597	7 10	+0.561 +0.030	152.4
19	39 Louis COCHET	NLD	KCL Motorsport	TATUUS T-421	R	1:34.693	11 14	+0.657 +0.096	152.3
20	27 Alexander CHARTIER	ITA	Monlau Motorsport	TATUUS T-421	R	1:34.699	6 10	+0.663 +0.006	152.3
21	73 Fausto ARNAUDO	ARG	Monlau Motorsport	TATUUS T-421	R	1:34.713	8 12	+0.677 +0.014	152.2
22	10 Luna FLUXÁ	ESP	Campos Racing	TATUUS T-421	R	1:34.730	9 13	+0.694 +0.017	152.2
23	24 Beau LOWETTE	BEL	TC Racing	TATUUS T-421	R	1:34.782	6 9	+0.746 +0.052	152.1
24	18 Zoe FLORESCU	ROU	Tecnicar	TATUUS T-421	R	1:34.923	8 12	+0.887 +0.141	151.9
25	80 Sebastián FRIGOLET	MEX	DXR	TATUUS T-421	R	1:34.937	6 8	+0.901 +0.014	151.9
26	28 Max RADECK	PRT	DXR	TATUUS T-421	R	1:34.965	6 8	+0.929 +0.028	151.8
27	71 Sam URUS	MCO	DXR	TATUUS T-421	R	1:35.063	8 13	+1.027 +0.098	151.7
28	9 Jean Paul KARRAS	GRC	G4 Racing	TATUUS T-421		1:35.109	9 13	+1.073 +0.046	151.6
29	11 Rahim ALIBHAI	USA	Monlau Motorsport	TATUUS T-421	R	1:35.116	6 10	+1.080 +0.007	151.6
30	5 Sandro PEREZ	ESP	TC Racing	TATUUS T-421	R	1:35.258	6 11	+1.222 +0.142	151.4
31	94 Jorden MOODLEY	ZAF	G4 Racing	TATUUS T-421		1:36.550	5 16	+2.514 +1.292	149.3
32	78 Maria NETO	PRT	TC Racing	TATUUS T-421	R	1:36.647	4 13	+2.611 +0.097	149.2
33	83 Alfons MIETTINEN	FIN	GRS Team	TATUUS T-421	R	1:36.753	6 13	+2.717 +0.106	149.0
34	13 Rodrigo MARTÍNEZ	MEX	Tecnicar	TATUUS T-421	R	1:36.813	12 12	+2.777 +0.060	148.9
35	74 Pablo RICCOBONO	ESP	GRS Team	TATUUS T-421		1:40.552	2 3	+6.516 +3.739	143.4

Fastest Lap: Lap 9 Nathan TYE 1:34.036 153.3 Kph


CAR #12 - BEST LAP TIME DELETED - CAUSING A RED FLAG - Art. 30.7

Published at: 16:50

Track Status: **DRY**

Race Director:


Luis GONZÁLEZ



Timekeeper:

Alberto ESTÉBANEZ





F4Spain

ROUND 1 - VALENCIA

Free Practice 2

Classification by Class

No	Driver	Nat	Team	Car	Time	Lap Total	Gap	Kph
R								
1	15 Jensen BURNETT	CAN	KCL Motorsport	TATUUS T-421	1:34.089	10 11		153.2
2	23 Rocco CORONEL	NLD	MP Motorsport	TATUUS T-421	1:34.146	10 14	+0.057 +0.057	153.1
3	8 Jacob MICALLEF	MLT	Campos Racing	TATUUS T-421	1:34.258	10 14	+0.169 +0.112	153.0
4	88 Miki BLASCOS	ESP	Monlau Motorsport	TATUUS T-421	1:34.268	6 10	+0.179 +0.010	152.9
5	37 Ty FISHER	CAN	Griffin Core	TATUUS T-421	1:34.296	7 12	+0.207 +0.028	152.9
6	44 Elliot KACZYNSKI	SWE	Drivex	TATUUS T-421	1:34.322	5 8	+0.233 +0.026	152.9
7	21 Borys LYZEN	POL	KCL Motorsport	TATUUS T-421	1:34.365	10 13	+0.276 +0.043	152.8
8	7 Felipe REIJS	NLD	MP Motorsport	TATUUS T-421	1:34.468	10 12	+0.379 +0.103	152.6
9	25 Aleix PIÑERA	ESP	Tecnicar	TATUUS T-421	1:34.477	7 10	+0.388 +0.009	152.6
10	32 Simón BULBARELLA	ARG	Drivex	TATUUS T-421	1:34.480	5 10	+0.391 +0.003	152.6
11	38 Daniel KELLEHER	IRE	Campos Racing	TATUUS T-421	1:34.517	7 12	+0.428 +0.037	152.5
12	40 Kasper SCHORMANS	NLD	MP Motorsport	TATUUS T-421	1:34.567	9 13	+0.478 +0.050	152.5
13	39 Louis COCHET	NLD	KCL Motorsport	TATUUS T-421	1:34.693	11 14	+0.604 +0.126	152.3
14	27 Alexander CHARTIER	ITA	Monlau Motorsport	TATUUS T-421	1:34.699	6 10	+0.610 +0.006	152.3
15	73 Fausto ARNAUDO	ARG	Monlau Motorsport	TATUUS T-421	1:34.713	8 12	+0.624 +0.014	152.2
16	10 Luna FLUXÁ	ESP	Campos Racing	TATUUS T-421	1:34.730	9 13	+0.641 +0.017	152.2
17	24 Beau LOWETTE	BEL	TC Racing	TATUUS T-421	1:34.782	6 9	+0.693 +0.052	152.1
18	18 Zoe FLORESCU	ROU	Tecnicar	TATUUS T-421	1:34.923	8 12	+0.834 +0.141	151.9
19	80 Sebastián FRIGOLET	MEX	DXR	TATUUS T-421	1:34.937	6 8	+0.848 +0.014	151.9
20	28 Max RADECK	PRT	DXR	TATUUS T-421	1:34.965	6 8	+0.876 +0.028	151.8
21	71 Sam URUS	MCO	DXR	TATUUS T-421	1:35.063	8 13	+0.974 +0.098	151.7
22	11 Rahim ALIBHAI	USA	Monlau Motorsport	TATUUS T-421	1:35.116	6 10	+1.027 +0.053	151.6
23	5 Sandro PEREZ	ESP	TC Racing	TATUUS T-421	1:35.258	6 11	+1.169 +0.142	151.4
24	78 Maria NETO	PRT	TC Racing	TATUUS T-421	1:36.647	4 13	+2.558 +1.389	149.2
25	83 Alfons MIETTINEN	FIN	GRS Team	TATUUS T-421	1:36.753	6 13	+2.664 +0.106	149.0
26	13 Rodrigo MARTÍNEZ	MEX	Tecnicar	TATUUS T-421	1:36.813	12 12	+2.724 +0.060	148.9

CAR #12 - BEST LAPTIME DELETED - CAUSING A RED FLAG - Art. 30.7


Published at:16:50.....


Track Status: **DRY**

Race Director:
Luis GONZÁLEZ



Timekeeper:
Alberto ESTÉBANEZ






F4Spain

ROUND 1 - VALENCIA

Free Practice 2

Best Top Speed


No Driver	Team	Class	Top 1		Top 2		Top 3		Top 4		Top 5		Avg
			Kph	Lap	Kph	Lap	Kph	Lap	Kph	Lap	Kph	Lap	
28	Max RADECK	DXR	216.7	3	214.7	4	213.3	5	213.3	8	212.7	7	214,1
37	Ty FISHER	Griffin Core	216.0	10	214.0	9	214.0	6	214.0	5	213.3	7	214,3
38	Daniel KELLEHER	Campos Racing	216.0	5	215.3	9	214.0	7	213.3	8	212.7	12	214,3
18	Zoe FLORESCU	Tecnicar	215.3	9	214.7	12	213.3	10	212.7	7	212.7	6	213,7
32	Simón BULBARELLA	Drivex	215.3	8	214.7	3	213.3	10	213.3	6	211.4	7	213,6
77	Andrej PETROVIC	T-Code by Amtog	215.3	11	213.3	8	212.0	9	212.0	6	212.0	4	212,9
83	Alfons MIETTINEN	GRS Team	215.3	10	215.3	9	213.3	6	212.7	13	211.4	7	213,6
10	Luna FLUXÁ	Campos Racing	214.7	6	212.0	9	211.4	7	210.7	10	210.1	5	211,8
22	Vivek KANTHAN	Griffin Core	214.7	7	214.0	6	213.3	8	213.3	4	212.7	10	213,6
73	Fausto ARNAUDO	Monlau Motorsport	214.7	5	213.3	7	213.3	6	212.7	10	211.4	9	213,1
94	Jorden MOODLEY	G4 Racing	214.7	14	212.7	13	211.4	16	211.4	11	211.4	9	212,3
17	Nacho TUÑÓN	T-Code by Amtog	214.0	10	213.3	5	212.7	9	212.7	8	212.7	7	213,1
40	Kasper SCHORMANS	MP Motorsport	214.0	13	214.0	4	212.7	11	212.7	8	212.7	3	213,2
5	Sandro PEREZ	TC Racing	214.0	11	212.0	8	212.0	7	212.0	4	210.1	5	212,0
8	Jacob MICALLEF	Campos Racing	213.3	12	213.3	10	212.0	8	210.7	9	210.7	6	212,0
12	Philippe Armand KARRAS	G4 Racing	213.3	5	212.7	8	212.0	10	212.0	6	210.7	7	212,1
21	Borys LYZEN	KCL Motorsport	213.3	13	213.3	8	212.7	10	212.7	7	212.0	11	212,8
24	Beau LOWETTE	TC Racing	213.3	6	213.3	8	212.0	9	211.4	7	210.7	3	212,1
25	Aleix PIÑERA	Tecnicar	213.3	8	212.7	10	212.0	7	212.0	6	212.0	5	212,4
80	Sebastián FRIGOLET	DXR	213.3	4	212.7	6	212.7	8	212.0	5	212.0	7	212,5
81	Noah MONTEIRO	Griffin Core	213.3	13	213.3	9	213.3	8	212.7	12	212.7	11	213,1
9	Jean Paul KARRAS	G4 Racing	212.7	13	211.4	11	211.4	10	211.4	8	210.7	9	211,5
11	Rahim ALIBHAI	Monlau Motorsport	212.7	8	212.0	10	212.0	5	211.4	7	211.4	6	211,9
13	Rodrigo MARTÍNEZ	Tecnicar	212.7	12	211.4	7	210.7	9	210.1	10	210.1	8	211,0
15	Jensen BURNETT	KCL Motorsport	212.7	11	211.4	7	210.7	10	210.7	8	210.1	9	211,1
23	Rocco CORONEL	MP Motorsport	212.7	14	212.7	11	212.7	9	212.0	12	211.4	10	212,3
44	Elliot KACZYNSKI	Drivex	212.7	7	212.0	5	211.4	8	210.7	6	210.1	3	211,4
46	Nathan TYE	Drivex	212.7	9	212.7	7	212.0	11	212.0	6	211.4	10	212,2
78	Maria NETO	TC Racing	212.7	7	212.0	12	211.4	11	211.4	9	210.1	10	211,5
88	Miki BLASCOS	Monlau Motorsport	212.7	8	212.7	5	212.0	10	212.0	7	212.0	6	212,3
7	Felipe REIJS	MP Motorsport	212.0	12	210.7	11	210.7	10	210.7	8	210.1	9	210,8
27	Alexander CHARTIER	Monlau Motorsport	212.0	10	212.0	7	211.4	4	210.7	8	210.7	6	211,4
39	Louis COCHET	KCL Motorsport	212.0	14	212.0	12	212.0	9	211.4	10	211.4	7	211,8
71	Sam URUS	DXR	212.0	13	211.4	10	211.4	9	211.4	8	211.4	7	211,5
74	Pablo RICCOBONO	GRS Team	202.1	3	186.3	2							194,2



F4Spain ROUND 1 - VALENCIA Free Practice 2

Best Sector Times

Sector 1			Sector 2			Sector 3			Ideal Lap	Best Lap
Pos	No Driver	Time	No Driver	Time	No Driver	Time	Pos	No Driver		
1	22 V.KANTHAN	21.758	15 J.BURNETT	46.117	37 T.FISHER	25.990	1	46 N.TYE	1:34.027	1:34.036 (1)
2	81 N.MONTEIRO	21.814	46 N.TYE	46.162	25 A.PIÑERA	26.009	2	15 J.BURNETT	1:34.033	1:34.089 (2)
3	46 N.TYE	21.821	23 R.CORONEL	46.241	8 J.MICALLEF	26.015	3	81 N.MONTEIRO	1:34.127	1:34.415 (11)
4	32 S.BULBARELLA	21.862	21 B.LYZEN	46.269	15 J.BURNETT	26.020	4	23 R.CORONEL	1:34.146	1:34.146 (3)
5	23 R.CORONEL	21.870	88 M.BLASCOS	46.279	88 M.BLASCOS	26.027	5	22 V.KANTHAN	1:34.171	1:34.184 (4)
6	44 E.KACZYNSKI	21.895	81 N.MONTEIRO	46.280	81 N.MONTEIRO	26.033	6	37 T.FISHER	1:34.207	1:34.296 (7)
7	15 J.BURNETT	21.896	37 T.FISHER	46.283	23 R.CORONEL	26.035	7	8 J.MICALLEF	1:34.214	1:34.258 (5)
8	7 F.REIJS	21.896	8 J.MICALLEF	46.287	17 N.TUÑÓN	26.044	8	88 M.BLASCOS	1:34.241	1:34.268 (6)
9	8 J.MICALLEF	21.912	44 E.KACZYNSKI	46.298	46 N.TYE	26.044	9	44 E.KACZYNSKI	1:34.303	1:34.322 (8)
10	17 N.TUÑÓN	21.919	38 D.KELLEHER	46.352	22 V.KANTHAN	26.051	10	17 N.TUÑÓN	1:34.319	1:34.374 (10)
11	21 B.LYZEN	21.919	17 N.TUÑÓN	46.356	38 D.KELLEHER	26.089	11	21 B.LYZEN	1:34.331	1:34.365 (9)
12	77 A.PETROVIC	21.920	22 V.KANTHAN	46.362	77 A.PETROVIC	26.105	12	25 A.PIÑERA	1:34.397	1:34.477 (14)
13	37 T.FISHER	21.934	39 L.COCHET	46.375	44 E.KACZYNSKI	26.110	13	38 D.KELLEHER	1:34.407	1:34.517 (16)
14	88 M.BLASCOS	21.935	40 K.SCHORMANS	46.389	10 L.FLUXÁ	26.127	14	77 A.PETROVIC	1:34.420	1:34.420 (12)
15	39 L.COCHET	21.944	77 A.PETROVIC	46.395	7 F.REIJS	26.139	15	7 F.REIJS	1:34.433	1:34.468 (13)
16	40 K.SCHORMANS	21.953	7 F.REIJS	46.398	27 A.CHARTIER	26.142	16	39 L.COCHET	1:34.463	1:34.693 (19)
17	25 A.PIÑERA	21.955	12 P.KARRAS	46.427	21 B.LYZEN	26.143	17	32 S.BULBARELLA	1:34.480	1:34.480 (15)
18	18 Z.FLORESCU	21.961	25 A.PIÑERA	46.433	39 L.COCHET	26.144	18	40 K.SCHORMANS	1:34.534	1:34.567 (17)
19	12 P.KARRAS	21.961	10 L.FLUXÁ	46.460	32 S.BULBARELLA	26.145	19	12 P.KARRAS	1:34.545	1:34.597 (18)
20	38 D.KELLEHER	21.966	32 S.BULBARELLA	46.473	12 P.KARRAS	26.157	20	10 L.FLUXÁ	1:34.603	1:34.730 (22)
21	73 F.ARNAUDO	21.967	24 B.LOWETTE	46.504	11 R.ALIBHAI	26.179	21	27 A.CHARTIER	1:34.681	1:34.699 (20)
22	11 R.ALIBHAI	21.986	18 Z.FLORESCU	46.533	73 F.ARNAUDO	26.180	22	73 F.ARNAUDO	1:34.690	1:34.713 (21)
23	71 S.URUS	21.992	27 A.CHARTIER	46.542	40 K.SCHORMANS	26.192	23	24 B.LOWETTE	1:34.706	1:34.782 (23)
24	80 S.FRIGOLET	21.993	73 F.ARNAUDO	46.543	24 B.LOWETTE	26.196	24	18 Z.FLORESCU	1:34.735	1:34.923 (24)
25	27 A.CHARTIER	21.997	80 S.FRIGOLET	46.570	28 M.RADECK	26.228	25	80 S.FRIGOLET	1:34.795	1:34.937 (25)
26	24 B.LOWETTE	22.006	28 M.RADECK	46.620	80 S.FRIGOLET	26.232	26	71 S.URUS	1:34.912	1:35.063 (27)
27	10 L.FLUXÁ	22.016	71 S.URUS	46.659	18 Z.FLORESCU	26.241	27	11 R.ALIBHAI	1:34.922	1:35.116 (29)
28	9 J.KARRAS	22.040	5 S.PEREZ	46.696	71 S.URUS	26.261	28	28 M.RADECK	1:34.928	1:34.965 (26)
29	28 M.RADECK	22.080	9 J.KARRAS	46.719	9 J.KARRAS	26.263	29	9 J.KARRAS	1:35.022	1:35.109 (28)
30	78 M.NETO	22.118	11 R.ALIBHAI	46.757	78 M.NETO	26.274	30	5 S.PEREZ	1:35.154	1:35.258 (30)
31	5 S.PEREZ	22.123	78 M.NETO	46.806	5 S.PEREZ	26.335	31	78 M.NETO	1:35.198	1:36.647 (32)
32	94 J.MOODLEY	22.162	94 J.MOODLEY	47.288	94 J.MOODLEY	26.622	32	94 J.MOODLEY	1:36.072	1:36.550 (31)
33	83 A.MIETTINEN	22.333	13 R.MARTÍNEZ	47.406	13 R.MARTÍNEZ	26.708	33	13 R.MARTÍNEZ	1:36.602	1:36.813 (34)
34	13 R.MARTÍNEZ	22.488	83 A.MIETTINEN	47.541	83 A.MIETTINEN	26.751	34	83 A.MIETTINEN	1:36.625	1:36.753 (33)
35	74 P.RICCOBONO	24.696	74 P.RICCOBONO	48.671	74 P.RICCOBONO	27.185	35	74 P.RICCOBONO	1:40.552	1:40.552 (35)




F4Spain

ROUND 1 - VALENCIA

Free Practice 2







Fastest Lap Sequence


Elapsed	No	Driver	Team	Car	Class	Time	Kph	Lap
3:26.782	23	Rocco CORONEL	MP Motorsport	TATUUS T-421	R	1:37.550	147.8	2
5:02.547	23	Rocco CORONEL	MP Motorsport	TATUUS T-421	R	1:35.765	150.6	3
6:37.899	23	Rocco CORONEL	MP Motorsport	TATUUS T-421	R	1:35.352	151.2	4
15:19.743	81	Noah MONTEIRO	Griffin Core	TATUUS T-421		1:34.555	152.5	7
16:54.186	81	Noah MONTEIRO	Griffin Core	TATUUS T-421		1:34.443	152.7	8
16:57.701	22	Vivek KANTHAN	Griffin Core	TATUUS T-421		1:34.424	152.7	5
18:11.623	15	Jensen BURNETT	KCL Motorsport	TATUUS T-421	R	1:34.354	152.8	7
18:13.055	46	Nathan TYE	Drivex	TATUUS T-421		1:34.219	153.0	7
19:45.787	15	Jensen BURNETT	KCL Motorsport	TATUUS T-421	R	1:34.164	153.1	8
20:57.114	23	Rocco CORONEL	MP Motorsport	TATUUS T-421	R	1:34.146	153.1	10
21:21.530	46	Nathan TYE	Drivex	TATUUS T-421		1:34.036	153.3	9



F4Spain
 ROUND 1 - VALENCIA
 Free Practice 2

Flag Analysis


Flag	Time
	GREEN FLAG 16:20:00.000
	YELLOW FLAG AT SECTOR 1 16:35:00.729
	GREEN FLAG AT SECTOR 1 16:35:04.819
	RED FLAG 16:43:23.152
	GREEN FLAG 16:47:00.485
	CHEQUERED FLAG 16:50:00.000



F4Spain ROUND 1 - VALENCIA Free Practice 2

Sector Analysis

— Invalidated Lap							■ Personal Best		■ Session Best		■ Crossing the pit lane		
Lap	Time	Sector 1	Sector 2	Sector 3	T.Sp	Elapsed	Lap	Time	Sector 1	Sector 2	Sector 3	T.Sp	Elapsed
5	Sandro PEREZ ESP TC Racing TATUUS T-421						9	1:35.109	22.102	46.719	26.288	210.7	20:20.632
1	12:08.460	...	53.437	33.001		12:08.460	10	1:35.118	22.040	46.815	26.263	211.4	21:55.750
2	1:43.156	25.569	50.127	27.460	193.6	13:51.616	11	1:43.187	22.204	46.725	34.258	211.4	23:38.937
3	1:37.013	22.842	47.461	26.710	208.2	15:28.629	12	5:21.712	4:06.878	47.911	26.923		29:00.649
4	1:35.751	22.305	46.929	26.517	212.0	17:04.380	13	1:35.755	22.227	47.069	26.459	212.7	30:36.404
5	1:35.464	22.302	46.827	26.335	210.1	18:39.844							
6	1:35.258	22.191	46.696	26.371	209.5	20:15.102							
7	1:36.417	22.409	47.085	26.923	212.0	21:51.519							
8	1:36.026	22.123	47.246	26.657	212.0	23:27.545							
9	2:07.330	26.895	58.671	41.764	162.6	25:34.875							
10	3:28.548	2:14.271	47.711	26.566		29:03.423							
11	1:37.656	22.174	47.620	27.862	214.0	30:41.079							
7	Felipe REIJS NLD MP Motorsport TATUUS T-421						9	1:34.730	22.143	46.460	26.127	212.0	20:48.475
1	1:52.027	34.876	49.323	27.828		1:52.027	10	1:34.893	22.066	46.579	26.248	210.7	22:23.368
2	1:47.196	23.360	47.588	36.248	203.3	3:39.223	11	1:45.232	22.016	47.205	36.011	209.5	24:08.600
3	2:24.858	1:02.599	47.461	34.798		6:04.081	12	4:42.195	3:22.134	47.444	32.617		28:50.795
4	2:12.915	52.392	47.566	32.957		8:16.996	13	2:34.804	1:13.957	47.724	33.123		31:25.599
5	5:02.988	3:43.340	50.901	28.747		13:19.984							
6	1:36.941	22.846	47.408	26.687	206.3	14:56.925							
7	1:35.380	22.274	46.722	26.384	208.8	16:32.305							
8	1:35.024	22.047	46.625	26.352	210.7	18:07.329							
9	1:34.732	22.036	46.413	26.283	210.1	19:42.061							
10	1:34.468	21.896	46.433	26.139	210.7	21:16.529							
11	1:34.573	21.955	46.398	26.220	210.7	22:51.102							
12	1:52.586	22.134	52.157	38.295	212.0	24:43.688							
8	Jacob MICALLEF MLT Campos Racing TATUUS T-421						9	1:35.116	21.986	46.757	26.373	211.4	20:31.492
1	1:55.702	31.861	49.843	33.998		1:55.702	7	1:35.155	22.172	46.804	26.179	211.4	22:06.647
2	2:24.193	57.830	48.361	38.002		4:19.895	8	1:42.761	22.074	47.286	33.401	212.7	23:49.408
3	2:17.221	57.963	47.170	32.088		6:37.116	9	5:10.292	3:54.389	48.289	27.614		28:59.700
4	4:29.005	3:08.793	51.499	28.713		11:06.121	10	1:35.476	22.160	47.005	26.311	212.0	30:35.176
5	1:38.786	23.554	48.223	27.009	202.1	12:44.907							
6	1:35.559	22.489	46.832	26.238	210.7	14:20.466							
7	1:34.565	22.128	46.422	26.015	209.5	15:55.031							
8	1:34.528	22.065	46.399	26.064	212.0	17:29.559							
9	1:34.493	22.051	46.324	26.118	210.7	19:04.052							
10	1:34.258	21.940	46.287	26.031	213.3	20:38.310							
11	1:34.619	22.121	46.425	26.073	209.5	22:12.929							
12	1:46.210	21.912	46.467	37.831	213.3	23:59.139							
13	4:43.192	3:29.384	47.046	26.762		28:42.331							
14	1:34.848	22.143	46.506	26.199	210.1	30:17.179							
9	Jean Paul KARRAS GRC G4 Racing TATUUS T-421						9	1:34.597	21.967	46.427	26.203	210.7	22:32.933
1	2:08.415	39.391	49.464	39.560		2:08.415	8	3:46.800	22.119	2:52.758	31.923	212.7	26:19.733
2	2:18.038	52.962	47.754	37.322		4:26.453	9	2:53.686	1:39.888	47.354	26.444		29:13.419
3	2:26.059	1:03.341	47.614	35.104		6:52.512	10	1:35.036	22.044	46.740	26.252	212.0	30:48.455
4	2:22.196	1:01.486	47.461	33.249		9:14.708							
5	4:42.843	3:23.101	51.425	28.317		13:57.551							
6	1:37.422	23.314	47.618	26.490	194.2	15:34.973							
7	1:35.331	22.221	46.800	26.310	210.7	17:10.304							
8	1:35.219	22.093	46.755	26.371	211.4	18:45.523							
10	Luna FLUXÁ ESP Campos Racing TATUUS T-421						9	1:35.109	22.102	46.719	26.288	210.7	20:20.632
1	7:58.225	6:38.283	51.775	28.167		7:58.225	10	1:35.118	22.040	46.815	26.263	211.4	21:55.750
2	1:39.784	24.444	48.661	26.679	158.2	9:38.009	11	1:43.187	22.204	46.725	34.258	211.4	23:38.937
3	1:35.906	22.465	47.096	26.345	208.2	11:13.915	12	5:21.712	4:06.878	47.911	26.923		29:00.649
4	1:36.311	22.561	47.446	26.304	209.5	12:50.226	13	1:35.755	22.227	47.069	26.459	212.7	30:36.404
5	1:37.206	22.932	47.943	26.331	210.1	14:27.432							
6	1:36.507	22.299	47.052	27.156	214.7	16:03.939							
7	1:34.929	22.149	46.594	26.186	211.4	17:38.868							
8	1:34.877	22.067	46.548	26.262	209.5	19:13.745							
9	1:34.730	22.143	46.460	26.127	212.0	20:48.475							
10	1:34.893	22.066	46.579	26.248	210.7	22:23.368							
11	1:45.232	22.016	47.205	36.011	209.5	24:08.600							
12	4:42.195	3:22.134	47.444	32.617		28:50.795							
13	2:34.804	1:13.957	47.724	33.123		31:25.599							
11	Rahim ALIBHAI USA Monlau Motorsport TATUUS T-421						9	1:35.116	21.986	46.757	26.373	211.4	20:31.492
1	12:25.633	...	51.907	28.878		12:25.633	7	1:35.155	22.172	46.804	26.179	211.4	22:06.647
2	1:43.071	25.732	49.648	27.691	182.4	14:08.704	8	1:42.761	22.074	47.286	33.401	212.7	23:49.408
3	1:37.104	22.908	47.507	26.689	205.1	15:45.808	9	5:10.292	3:54.389	48.289	27.614		28:59.700
4	1:35.388	22.162	46.846	26.380	210.7	17:21.196	10	1:35.476	22.160	47.005	26.311	212.0	30:35.176
5	1:35.180	22.129	46.805	26.246	212.0	18:56.376							
6	1:35.116	21.986	46.757	26.373	211.4	20:31.492							
7	1:35.155	22.172	46.804	26.179	211.4	22:06.647							
8	1:42.761	22.074	47.286	33.401	212.7	23:49.408							
9	5:10.292	3:54.389	48.289	27.614		28:59.700							
10	1:35.476	22.160	47.005	26.311	212.0	30:35.176							
12	Philippe Armand KARRAS GRC G4 Racing TATUUS T-421						9	1:34.597	21.967	46.427	26.203	210.7	22:32.933
1	12:57.298	...	51.555	28.132		12:57.298	8	3:46.800	22.119	2:52.758	31.923	212.7	26:19.733
2	1:38.263	23.936	47.885	26.442	174.1	14:35.561	9	2:53.686	1:39.888	47.354	26.444		29:13.419
3	1:38.624	22.833	49.408	26.383	206.3	16:14.185	10	1:35.036	22.044	46.740	26.252	212.0	30:48.455
4	1:34.895	21.961	46.515	26.419	210.7	17:49.080							
5	1:34.752	22.019	46.576	26.157	213.3	19:23.832							
6	1:34.504	21.860	46.453	26.191	212.0	20:58.336							
7	1:34.597	21.967	46.427	26.203	210.7	22:32.933							
8	3:46.800	22.119	2:52.758	31.923	212.7	26:19.733							
9	2:53.686	1:39.888	47.354	26.444		29:13.419							
10	1:35.036	22.044	46.740	26.252	212.0	30:48.455							



F4Spain ROUND 1 - VALENCIA Free Practice 2

Sector Analysis

— Invalidated Lap

■ Personal Best

■ Session Best

B Crossing the pit lane

Lap	Time	Sector 1	Sector 2	Sector 3	T.Sp	Elapsed	Lap	Time	Sector 1	Sector 2	Sector 3	T.Sp	Elapsed
8	1:37.261	22.701	47.711	26.849	210.1	21:48.719	7	1:34.529	22.008	46.378	26.143	212.7	17:51.280
9	1:36.566	22.502	47.406	26.658	210.7	23:25.285	8	1:36.357	21.943	46.451	27.963	213.3	19:27.637
10	2:06.528 B	24.148	1:02.952	39.428	210.1	25:31.813	9	1:34.545	21.931	46.470	26.144	212.0	21:02.182
11	3:29.203	2:11.349	49.515	28.339		29:01.016	10	1:34.365	21.919	46.269	26.177	212.7	22:36.547
12	1:36.813	22.488	47.617	26.708	212.7	30:37.829	11	2:00.835 B	22.011	50.302	48.522	212.0	24:37.382
							12	4:16.509	2:59.122	47.760	29.627		28:53.891
							13	1:35.231	22.322	46.668	26.241	213.3	30:29.122

15 Jensen BURNETT							CAN						
KCL Motorsport							TATUUS T-421						
1	3:13.676 B	1:49.019	51.718	32.939		3:13.676							
2	2:16.534 B	54.397	50.674	31.463		5:30.210							
3	2:08.824 B	50.625	47.288	30.911		7:39.034							
4	5:32.961	4:11.915	52.010	29.036		13:11.995							
5	1:44.888	24.053	51.907	28.928	187.8	14:56.883							
6	1:40.386	23.865	48.681	27.840	200.3	16:37.269							
7	1:34.354	22.014	46.180	26.160	211.4	18:11.623							
8	1:34.164	21.935	46.192	26.037	210.7	19:45.787							
9	1:34.146	21.929	46.197	26.020	210.1	21:19.933							
10	1:34.089	21.917	46.117	26.055	210.7	22:54.022							
11	1:50.301 B	21.896	50.521	37.884	212.7	24:44.323							

17 Nacho TUÑÓN							ESP						
T-Code by Amtog							TATUUS T-421						
1	10:06.722	8:42.139	54.794	29.789		10:06.722							
2	1:41.641	24.775	49.371	27.495	184.8	11:48.363							
3	1:36.923	22.756	47.663	26.504	210.1	13:25.286							
4	1:40.121	22.346	51.206	26.569	210.7	15:05.407							
5	1:36.845	22.105	46.535	28.205	213.3	16:42.252							
6	1:34.600	22.025	46.462	26.113	212.0	18:16.852							
7	1:34.374	21.954	46.356	26.064	212.7	19:51.226							
8	1:38.893	21.919	50.319	26.655	212.7	21:30.119							
9	1:34.511	22.033	46.434	26.044	212.7	23:04.630							
10	1:50.689 B	21.930	52.883	35.876	214.0	24:55.319							
11	4:58.707 B	3:32.085	49.025	37.597		29:54.026							

18 Zoe FLORESCU							ROU						
Tecnicar							TATUUS T-421						
1	10:08.082	8:43.710	55.164	29.208		10:08.082							
2	1:43.103	25.571	49.674	27.858	149.3	11:51.185							
3	1:38.201	22.737	48.187	27.277	210.7	13:29.386							
4	1:37.711	22.195	47.427	28.089	212.0	15:07.097							
5	1:38.661	22.280	48.277	28.104	212.7	16:45.758							
6	1:34.984	22.160	46.533	26.291	212.7	18:20.742							
7	1:34.844	22.048	46.555	26.241	212.7	19:55.586							
8	1:34.923	21.961	46.623	26.339	212.0	21:30.509							
9	1:36.066	22.768	46.989	26.309	215.3	23:06.575							
10	1:50.255 B	22.193	51.458	36.604	213.3	24:56.830							
11	3:59.549	2:42.864	47.256	29.429		28:56.379							
12	1:41.919 B	22.237	46.852	32.830	214.7	30:38.298							


21 Borys LYZEN							POL						
KCL Motorsport							TATUUS T-421						
1	1:58.503 B	33.593	49.029	35.881		1:58.503							
2	2:29.047 B	1:06.208	47.820	35.019		4:27.550							
3	2:33.130 B	1:12.540	47.207	33.383		7:00.680							
4	6:02.975	4:41.924	52.739	28.312		13:03.655							
5	1:37.325	22.852	47.780	26.693	207.6	14:40.980							
6	1:35.771	22.617	46.840	26.314	210.7	16:16.751							

22 Vivek KANTHAN							USA						
Griffin Core							TATUUS T-421						
1	10:26.276	9:06.301	51.543	28.432		10:26.276							
2	1:40.774	24.356	48.366	28.052	187.8	12:07.050							
3	1:41.354	22.407	52.426	26.521	210.7	13:48.404							
4	1:34.873	22.044	46.642	26.187	213.3	15:23.277							
5	1:34.424	21.875	46.491	26.058	211.4	16:57.701							
6	1:34.267	21.758	46.403	26.106	214.0	18:31.968							
7	1:34.184	21.771	46.362	26.051	214.7	20:06.152							
8	1:34.778	21.859	46.558	26.361	213.3	21:40.930							
9	1:35.928	21.883	47.345	26.700	212.7	23:16.858							
10	2:10.915 B	23.397	1:10.267	37.251	212.7	25:27.773							
11	3:16.917	2:01.494	48.433	26.990		28:44.690							
12	1:39.282 B	22.124	46.571	30.587	212.0	30:23.972							

23 Rocco CORONEL							NLD						
MP Motorsport							TATUUS T-421						
1	1:49.232	32.534	49.492	27.206		1:49.232							
2	1:37.550	22.888	47.773	26.889	207.6	3:26.782							
3	1:35.765	22.320	46.948	26.497	208.8	5:02.547							
4	1:35.352	22.191	46.855	26.306	209.5	6:37.899							
5	1:39.962 B	22.146	46.772	31.044	210.1	8:17.861							
6	6:05.912	4:40.832	55.320	29.760		14:23.773							
7	1:48.410	24.184	51.484	32.742	202.7	16:12.183							
8	1:36.451	22.763	46.922	26.766	210.1	17:48.634							
9	1:34.334	21.926	46.368	26.040	212.7	19:22.968							
10	1:34.146	21.870	46.241	26.035	211.4	20:57.114							
11	1:34.335	21.892	46.295	26.148	212.7	22:31.449							
12	2:03.392 B	21.962	54.420	47.010	212.0	24:34.841							
13	4:15.543	2:59.854	47.961	27.728		28:50.384							
14	1:34.704	22.108	46.482	26.114	212.7	30:25.088							

24 Beau LOWETTE							BEL						
TC Racing							TATUUS T-421						
1	10:46.981	9:23.930	54.082	28.969		10:46.981							
2	1:39.837	23.660	49.245	26.932	202.7	12:26.818							
3	1:37.635	23.513	47.545	26.577	210.7	14:04.453							
4	1:35.662	22.319	46.872	26.471	210.1	15:40.115							
5	1:35.025	22.101	46.636	26.288	210.1	17:15.140							
6	1:34.782	22.006	46.504	26.272	213.3	18:49.922							
7	1:34.885	22.065	46.522	26.298	211.4	20:24.807							
8	1:34.841	22.032	46.613	26.196	213.3	21:59.648							
9	1:43.801 B	22.176	46.759	34.866	212.0	23:43.449							

25 Aleix PIÑERA							ESP						
Tecnicar							TATUUS T-421						
1	10:07.146	8:42.632	54.978	29.536		10:07.146							
2	1:42.426	24.753	50.075	27.598	183.3	11:49.572							
3	1:37.599	22.836	48.066	26.697	210.1	13:27.171							



F4Spain

ROUND 1 - VALENCIA

Free Practice 2

Sector Analysis


— Invalidated Lap

■ Personal Best

■ Session Best

■ Crossing the pit lane

Lap	Time	Sector 1	Sector 2	Sector 3	T.Sp	Elapsed	Lap	Time	Sector 1	Sector 2	Sector 3	T.Sp	Elapsed
27 Alexander CHARTIER ITA Monlau Motorsport TATUUS T-421													
1	12:29.919	...	53.458	28.692		12:29.919							
2	1:43.962	25.274	50.692	27.996	173.7	14:13.881							
3	1:37.258	24.049	47.024	26.185	177.2	15:51.139							
4	1:34.831	22.049	46.616	26.166	211.4	17:25.970							
5	1:34.685	22.001	46.441	26.243	210.7	19:00.655							
6	1:34.699	21.997	46.560	26.142	210.7	20:35.354							
7	1:34.920	22.010	46.542	26.368	212.0	22:10.274							
8	1:47.547	22.057	46.705	38.785	210.7	23:57.821							
9	5:09.395	3:46.825	51.917	30.653		29:07.216							
10	1:35.411	22.218	47.004	26.189	212.0	30:42.627							
28 Max RADECK PRT DXR TATUUS T-421													
1	12:48.180	...	54.060	28.942		12:48.180							
2	1:41.057	24.648	49.596	26.813	196.4	14:29.237							
3	1:37.509	22.702	48.075	26.732	216.7	16:06.746							
4	1:36.020	22.331	47.374	26.315	214.7	17:42.766							
5	1:35.097	22.114	46.708	26.275	213.3	19:17.863							
6	1:34.965	22.117	46.620	26.228	211.4	20:52.828							
7	1:35.119	22.080	46.683	26.356	212.7	22:27.947							
8	1:44.211	22.100	47.258	34.853	213.3	24:12.158							
32 Simón BULBARELLA ARG Drivex TATUUS T-421													
1	12:45.923	...	51.473	32.360		12:45.923							
2	1:38.573	23.993	47.870	26.710	199.2	14:24.496							
3	1:36.290	22.813	47.154	26.323	214.7	16:00.786							
4	1:34.944	22.057	46.688	26.199	210.1	17:35.730							
5	1:34.480	21.862	46.473	26.145	209.5	19:10.210							
6	1:34.793	21.951	46.653	26.189	213.3	20:45.003							
7	1:34.775	21.933	46.577	26.265	211.4	22:19.778							
8	1:44.724	22.004	46.582	36.138	215.3	24:04.502							
9	4:53.454	3:33.934	47.642	31.878		28:57.956							
10	1:35.245	22.210	46.787	26.248	213.3	30:33.201							
37 Ty FISHER CAN Griffin Core TATUUS T-421													
1	10:25.369	9:05.574	51.694	28.101		10:25.369							
2	1:39.692	24.024	49.024	26.644	208.2	12:05.061							
3	1:41.578	22.713	52.414	26.451	211.4	13:46.639							
4	1:35.119	22.237	46.600	26.282	210.7	15:21.758							
5	1:34.479	21.977	46.399	26.103	214.0	16:56.237							
6	1:34.765	22.000	46.622	26.143	214.0	18:31.002							
7	1:34.296	22.023	46.283	25.990	213.3	20:05.298							
8	1:34.787	21.934	46.773	26.080	212.0	21:40.085							
9	1:34.382	22.016	46.304	26.062	214.0	23:14.467							
10	2:11.749	23.913	1:11.224	36.612	216.0	25:26.216							
38 Daniel KELLEHER IRE Campos Racing TATUUS T-421													
1	10:30.629	9:09.831	52.548	28.250		10:30.629							
2	1:40.135	23.914	48.838	27.383	192.5	12:10.764							
3	1:38.765	22.644	49.276	26.845	212.0	13:49.529							
4	1:35.041	22.201	46.664	26.176	212.0	15:24.570							
5	1:34.627	21.995	46.532	26.100	216.0	16:59.197							
6	1:34.523	21.966	46.352	26.205	212.0	18:33.720							
7	1:34.517	22.018	46.398	26.101	214.0	20:08.237							
8	1:34.684	22.086	46.509	26.089	213.3	21:42.921							
9	1:34.764	22.070	46.486	26.208	215.3	23:17.685							
10	2:12.993	23.255	1:10.802	38.936	212.7	25:30.678							
11	3:16.328	2:00.581	47.911	27.836		28:47.006							
12	1:42.236	22.222	46.608	33.406	212.7	30:29.242							
39 Louis COCHET NLD KCL Motorsport TATUUS T-421													
1	1:58.258	41.739	49.120	27.399		1:58.258							
2	1:48.645	22.786	47.599	38.260	205.7	3:46.903							
3	2:28.699	1:02.280	47.291	39.128		6:15.602							
4	2:12.753	54.742	47.356	30.655		8:28.355							
5	4:38.118	3:17.166	51.209	29.743		13:06.473							
6	1:38.410	22.876	48.773	26.761	206.3	14:44.883							
7	1:35.628	22.375	46.849	26.404	211.4	16:20.511							
8	1:34.798	22.115	46.375	26.308	210.7	17:55.309							
9	1:34.616	21.969	46.503	26.144	212.0	19:29.925							
10	1:34.712	21.944	46.547	26.221	211.4	21:04.637							
11	1:34.693	22.040	46.425	26.228	210.1	22:39.330							
12	3:22.577	22.244	2:25.449	34.884	212.0	26:01.907							
13	3:23.124	2:09.395	47.236	26.493		29:25.031							
14	1:35.353	22.181	46.673	26.499	212.0	31:00.384							
40 Kasper SCHORMANS NLD MP Motorsport TATUUS T-421													
1	1:49.628	32.779	49.398	27.451		1:49.628							
2	1:37.496	22.765	47.887	26.844	210.7	3:27.124							
3	1:36.813	22.297	47.103	27.413	212.7	5:03.937							
4	1:43.363	22.162	47.060	34.141	214.0	6:47.300							
5	7:56.649	6:30.711	57.016	28.922		14:43.949							
6	1:45.270	25.249	49.238	30.783	205.7	16:29.219							
7	1:35.555	22.376	46.901	26.278	212.0	18:04.774							
8	1:34.670	22.002	46.476	26.192	212.7	19:39.444							
9	1:34.567	21.953	46.389	26.225	212.0	21:14.011							
10	1:34.613	21.999	46.406	26.208	212.0	22:48.624							
11	1:51.581	21.967	48.763	40.851	212.7	24:40.205							
12	4:11.911	2:55.024	48.266	28.621		28:52.116							
13	1:34.965	22.046	46.627	26.292	214.0	30:27.081							
44 Elliot KACZYNSKI SWE Drivex TATUUS T-421													
1	12:47.457	...	53.077	29.857		12:47.457							
2	1:39.443	24.425	48.543	26.475	199.8	14:26.900							
3	1:35.721	22.183	47.161	26.377	210.1	16:02.621							
4	1:34.747	21.958	46.504	26.285	210.1	17:37.368							



F4Spain


ROUND 1 - VALENCIA

Free Practice 2

Sector Analysis

— Invalidated Lap ■ Personal Best ■ Session Best B Crossing the pit lane

Lap	Time	Sector 1	Sector 2	Sector 3	T.Sp	Elapsed	Lap	Time	Sector 1	Sector 2	Sector 3	T.Sp	Elapsed	
46 Nathan TYE GBR Drivex TATUUS T-421														
1	2:03.849	B	37.230	49.232	37.387	2:03.849								
2	2:37.976	B	1:15.309	47.953	34.714	4:41.825								
3	2:33.446	B	1:12.909	47.526	33.011	7:15.271								
4	5:59.337		4:41.257	50.476	27.604	13:14.608								
5	1:43.932		22.850	51.529	29.553	207.6	14:58.540							
6	1:40.296		23.581	48.576	28.139	212.0	16:38.836							
7	1:34.219		21.927	46.248	26.044	212.7	18:13.055							
8	1:34.439		21.927	46.429	26.083	211.4	19:47.494							
9	1:34.036		21.821	46.162	26.053	212.7	21:21.530							
10	1:34.226		21.838	46.279	26.109	211.4	22:55.756							
11	1:49.823	B	21.879	50.032	37.912	212.0	24:45.579							
12	4:38.295		3:25.140	46.884	26.271		29:23.874							
13	1:34.941		22.011	46.638	26.292	210.1	30:58.815							
71 Sam URUS MCO DXR TATUUS T-421														
1	2:06.452	B	38.247	50.094	38.111	2:06.452								
2	2:59.015	B	1:38.232	48.273	32.510	5:05.467								
3	2:25.245	B	1:01.308	51.369	32.568	7:30.712								
4	5:23.341		4:02.843	52.358	28.140		12:54.053							
5	1:38.007		23.309	48.042	26.656	204.5	14:32.060							
6	1:50.223		33.602	49.846	26.775	210.7	16:22.283							
7	1:35.387		22.165	46.919	26.303	211.4	17:57.670							
8	1:35.063		21.992	46.659	26.412	211.4	19:32.733							
9	1:35.113		21.996	46.856	26.261	211.4	21:07.846							
10	1:39.203		22.111	48.958	28.134	211.4	22:47.049							
11	1:52.290	B	22.249	49.169	40.872	210.7	24:39.339							
12	4:35.544		3:19.868	48.032	27.644		29:14.883							
13	1:36.044		22.219	47.106	26.719	212.0	30:50.927							
73 Fausto ARNAUDO ARG Monlau Motorsport TATUUS T-421														
1	2:04.989	B	38.006	49.154	37.829	2:04.989								
2	2:42.348	B	1:23.463	47.532	31.353	4:47.337								
3	7:37.915		6:16.492	52.104	29.319		12:25.252							
4	1:42.785		25.746	49.387	27.652	179.1	14:08.037							
5	1:36.312		22.389	47.206	26.717	214.7	15:44.349							
6	1:35.471		22.049	46.818	26.604	213.3	17:19.820							
7	1:34.951		21.990	46.772	26.189	213.3	18:54.771							
8	1:34.713		21.990	46.543	26.180	211.4	20:29.484							
9	1:34.817		21.967	46.651	26.199	211.4	22:04.301							
10	1:42.255	B	22.077	46.735	33.443	212.7	23:46.556							
11	5:22.501		4:05.416	48.908	28.177		29:09.057							
12	1:35.562		22.188	47.015	26.359	210.7	30:44.619							
74 Pablo RICCOBONO ESP GRS Team TATUUS T-421														
1	7:22.163		6:00.575	52.891	28.697		7:22.163							
2	1:40.552		24.696	48.671	27.185	186.3	9:02.715							
3	2:04.881	B	25.824	59.281	39.776	202.1	11:07.596							
77 Andrej PETROVIC SRB T-Code by Amtog TATUUS T-421														
1	11:55.844		...	52.941	29.063		11:55.844							
2	1:39.353		23.878	48.560	26.915	193.6	13:35.197							
3	1:37.238		22.408	47.562	27.268	210.7	15:12.435							
4	1:36.845		22.475	47.713	26.657	212.0	16:49.280							
5	1:35.255		22.008	46.787	26.460	211.4	18:24.535							
6	1:34.420		21.920	46.395	26.105	212.0	19:58.955							
7	1:34.601		22.003	46.396	26.202	210.7	21:33.556							
8	1:34.925		22.130	46.523	26.272	213.3	23:08.481							
9	1:51.366	B	21.963	50.544	38.859	212.0	24:59.847							
10	3:55.598		2:38.029	47.729	29.840		28:55.445							
11	1:41.065	B	22.078	46.774	32.213	215.3	30:36.510							
78 Maria NETO PRT TC Racing TATUUS T-421														
1	5:04.423	B	3:37.863	53.002	33.558		5:04.423							
2	2:06.703	B	44.970	48.845	32.888		7:11.126							
3	2:16.279		1:01.199	47.887	27.193		9:27.405							
4	1:36.647		22.394	47.517	26.736	205.7	11:04.052							
5	1:37.324		22.604	47.921	26.799	206.3	12:41.376							
6	1:35.705		22.227	47.165	26.313	207.6	14:17.081							
7	1:35.621		22.203	46.942	26.476	212.7	15:52.702							
8	1:35.207		22.127	46.806	26.274	209.5	17:27.909							
9	1:35.319		22.118	46.920	26.281	211.4	19:03.228							
10	1:37.475		22.726	48.357	26.392	210.1	20:40.703							
11	1:35.679		22.259	46.988	26.432	211.4	22:16.382							
12	1:45.741	B	22.212	46.980	36.549	212.0	24:02.123							
13	5:11.160	B	3:42.263	53.140	35.757		29:13.283							
80 Sebastián FRIGOLET MEX DXR TATUUS T-421														
1	12:48.038		...	52.753	28.352		12:48.038							
2	1:40.453		24.212	49.436	26.805	202.1	14:28.491							
3	1:36.604		22.656	47.405	26.543	211.4	16:05.095							
4	1:35.481		22.163	46.920	26.398	213.3	17:40.576							
5	1:35.008		22.100	46.612	26.296	212.0	19:15.584							
6	1:34.937		22.135	46.570	26.232	212.7	20:50.521							
7	1:34.981		21.993	46.639	26.349	212.0	22:25.502							
8	1:44.210	B	22.179	47.049	34.982	212.7	24:09.712							
81 Noah MONTEIRO PRT Griffin Core TATUUS T-421														
1	1:48.606		31.510	49.639	27.457		1:48.606							
2	1:43.871	B	23.117	47.873	32.881	204.5	3:32.477							
3	2:20.721	B	59.577	48.219	32.925		5:53.198							
4	4:30.502		3:11.460	51.272	27.770		10:23.700							
5	1:38.267		23.604	47.923	26.740	186.3	12:01.967							
6	1:43.221		22.182	54.666	26.373	212.0	13:45.188							
7	1:34.555		22.037	46.485	26.033	212.7	15:19.743							
8	1:34.443		21.814	46.280	26.349	213.3	16:54.186							
9	1:34.415		21.921	46.413	26.081	213.3	18:28.601							
10	1:34.779		21.845	46.781	26.153	211.4	20:03.380							
11	1:34.468		21.961	46.363	26.144	212.7	21:37.848							
12	1:34.578		21.874	46.452	26.252	212.7	23:12.426							
13	2:07.069	B	24.050	1:09.631	33.388	213.3	25:19.495							



F4Spain ROUND 1 - VALENCIA Free Practice 2

Sector Analysis

— Invalidated Lap

■ Personal Best

■ Session Best


B Crossing the pit lane

Lap	Time	Sector 1	Sector 2	Sector 3	T.Spd	Elapsed	Lap	Time	Sector 1	Sector 2	Sector 3	T.Spd	Elapsed
14	3:26.656	B	2:07.124	47.079	32.453	28:46.151							
15	2:13.347	B	54.223	47.029	32.095	30:59.498							

83 Alfons MIETTINEN FIN						
GRS Team			TATUUS T-421			
1	2:47.378	1:15.489	1:01.435	30.454		2:47.378
2	1:47.460	25.818	52.206	29.436	195.3	4:34.838
3	1:42.709	26.281	49.357	27.071	164.2	6:17.547
4	1:37.062	22.649	47.602	26.811	208.8	7:54.609
5	1:37.088	22.480	47.711	26.897	210.1	9:31.697
6	1:36.753	22.449	47.541	26.763	213.3	11:08.450
7	1:40.153	22.920	48.743	28.490	211.4	12:48.603
8	1:40.416	24.106	49.464	26.846	196.9	14:29.019
9	1:37.450	22.755	47.944	26.751	215.3	16:06.469
10	1:46.020	B	22.333	48.755	34.932	17:52.489
11	6:43.502	B	5:01.392	54.598	47.512	24:35.991
12	4:33.505	3:18.195	47.895	27.415		29:09.496
13	1:37.934	23.138	47.945	26.851	212.7	30:47.430

88 Miki BLASCOS ESP						
Monlau Motorsport			TATUUS T-421			
1	12:25.024	...	52.176	29.493		12:25.024
2	1:42.610	25.721	49.142	27.747	175.9	14:07.634
3	1:35.829	22.541	46.959	26.329	212.0	15:43.463
4	1:35.542	22.313	46.914	26.315	212.0	17:19.005
5	1:34.305	21.941	46.279	26.085	212.7	18:53.310
6	1:34.268	21.935	46.306	26.027	212.0	20:27.578
7	1:35.446	22.005	47.060	26.381	212.0	22:03.024
8	1:42.250	B	21.959	46.520	33.771	23:45.274
9	5:48.376	4:34.959	47.155	26.262		29:33.650
10	1:34.619	22.010	46.542	26.067	212.0	31:08.269

94 Jorden MOODLEY ZAF						
G4 Racing			TATUUS T-421			
1	2:06.480	41.502	55.288	29.690		2:06.480
2	1:40.523	24.051	49.033	27.439	202.7	3:47.003
3	1:37.591	22.713	48.089	26.789	206.9	5:24.594
4	1:36.639	22.406	47.288	26.945	210.7	7:01.233
5	1:36.550	22.377	47.342	26.831	210.7	8:37.783
6	1:36.600	22.482	47.471	26.647	209.5	10:14.383
7	1:45.603	22.264	54.132	29.207	208.2	11:59.986
8	1:36.749	22.305	47.421	27.023	209.5	13:36.735
9	1:36.745	22.162	47.774	26.809	211.4	15:13.480
10	1:36.645	22.233	47.505	26.907	210.7	16:50.125
11	1:37.325	22.539	47.911	26.875	211.4	18:27.450
12	1:36.807	22.292	47.646	26.869	208.2	20:04.257
13	1:37.162	22.220	47.736	27.206	212.7	21:41.419
14	2:00.161	B	38.727	47.915	33.519	23:41.580
15	5:20.949	4:05.618	48.567	26.764		29:02.529
16	1:36.944	22.587	47.735	26.622	211.4	30:39.473




F4Spain

ROUND 1 - VALENCIA

Free Practice 2

Track Limits Analysis

No	Driver	Team	T.L. Nr	Camera	Lap	Time	
5	Sandro PEREZ	TC Racing	1	Turn 4	5	16:37:34.654	
5	Sandro PEREZ	TC Racing	2	Turn 4	8	16:42:20.979	
						Total Infractions:	2
10	Luna FLUXÁ	Campos Racing	1	Turn 2	6	16:34:48.443	
10	Luna FLUXÁ	Campos Racing	2	Turn 4	6	16:34:57.435	
10	Luna FLUXÁ	Campos Racing	3	Turn 11	6	16:35:35.654	
10	Luna FLUXÁ	Campos Racing	4	Turn 6	8	16:38:21.087	
10	Luna FLUXÁ	Campos Racing	5	Turn 11	10	16:41:56.036	
10	Luna FLUXÁ	Campos Racing	6	Turn 6	11	16:43:05.444	
						Total Infractions:	4
11	Rahim ALIBHAI	Monlau Motorsport	1	Turn 4	8	16:42:36.797	
11	Rahim ALIBHAI	Monlau Motorsport	2	Turn 11	8	16:43:14.969	
11	Rahim ALIBHAI	Monlau Motorsport	3	Turn 2	10	16:49:20.725	
						Total Infractions:	2
18	Zoe FLORESCU	Tecnicar	1	Turn 1	5	16:35:18.280	
18	Zoe FLORESCU	Tecnicar	2	Turn 2	6	16:37:06.648	
18	Zoe FLORESCU	Tecnicar	3	Turn 14	6	16:38:13.535	
						Total Infractions:	2
21	Borys LYZEN	KCL Motorsport	1	Turn 6	6	16:35:23.923	
21	Borys LYZEN	KCL Motorsport	2	Turn 1	11	16:42:47.731	
21	Borys LYZEN	KCL Motorsport	3	Turn 6	13	16:49:36.368	
						Total Infractions:	3
24	Beau LOWETTE	TC Racing	1	Turn 1	8	16:40:36.005	
24	Beau LOWETTE	TC Racing	2	Turn 6	8	16:41:06.955	
						Total Infractions:	1
25	Aleix PIÑERA	Tecnicar	1	Turn 1	8	16:40:04.474	
						Total Infractions:	1
27	Alexander CHARTIER	Monlau Motorsport	1	Turn 4	5	16:37:55.716	
27	Alexander CHARTIER	Monlau Motorsport	2	Turn 4	10	16:49:36.849	
						Total Infractions:	2
28	Max RADECK	DXR	1	Turn 2	3	16:34:50.521	
28	Max RADECK	DXR	2	Turn 14	3	16:35:59.407	
28	Max RADECK	DXR	3	Turn 6	5	16:38:25.101	
28	Max RADECK	DXR	4	Turn 6	8	16:43:10.184	
						Total Infractions:	3
32	Simón BULBARELLA	Drivex	1	Turn 6	6	16:39:52.386	
32	Simón BULBARELLA	Drivex	2	Turn 11	6	16:40:17.634	
32	Simón BULBARELLA	Drivex	3	Turn 2	8	16:42:40.388	
32	Simón BULBARELLA	Drivex	4	Turn 6	10	16:49:40.377	
						Total Infractions:	3
37	Ty FISHER	Griffin Core	1	Turn 4	6	16:37:26.122	
37	Ty FISHER	Griffin Core	2	Turn 6	8	16:40:47.370	
						Total Infractions:	2
38	Daniel KELLEHER	Campos Racing	1	Turn 6	8	16:40:50.576	
38	Daniel KELLEHER	Campos Racing	2	Turn 6	12	16:49:29.528	
						Total Infractions:	2
39	Louis COCHET	KCL Motorsport	1	Turn 6	9	16:38:37.380	
						Total Infractions:	1
40	Kasper SCHORMANS	MP Motorsport	1	Turn 6	2	16:22:33.322	
						Total Infractions:	1



F4Spain

ROUND 1 - VALENCIA

Free Practice 2

Track Limits Analysis

No	Driver	Team	T.L. Nr	Camera	Lap	Time
44	Elliot KACZYNSKI	Drivex	1	Turn 4	6	16:39:41.318
44	Elliot KACZYNSKI	Drivex	2	Turn 1	8	16:42:31.938
						Total Infractions: <input type="text" value="2"/>
71	Sam URUS	DXR	1	Turn 2	11	16:43:08.105
						Total Infractions: <input type="text" value="1"/>
77	Andrej PETROVIC	T-Code by Amtog	1	Turn 4	3	16:34:05.723
77	Andrej PETROVIC	T-Code by Amtog	2	Turn 4	7	16:40:29.003
77	Andrej PETROVIC	T-Code by Amtog	3	Turn 1	11	16:49:06.600
77	Andrej PETROVIC	T-Code by Amtog	4	Turn 2	11	16:49:16.383
						Total Infractions: <input type="text" value="3"/>
78	Maria NETO	TC Racing	1	Turn 2	6	16:33:02.239
78	Maria NETO	TC Racing	2	Turn 6	7	16:34:59.556
78	Maria NETO	TC Racing	3	Turn 1	8	16:36:03.943
78	Maria NETO	TC Racing	4	Turn 4	9	16:37:57.586
78	Maria NETO	TC Racing	5	Turn 1	11	16:40:52.071
78	Maria NETO	TC Racing	6	Turn 4	12	16:42:46.098
						Total Infractions: <input type="text" value="6"/>
80	Sebastián FRIGOLET	DXR	1	Turn 11	4	16:37:11.919
80	Sebastián FRIGOLET	DXR	2	Turn 11	7	16:41:58.101
80	Sebastián FRIGOLET	DXR	3	Turn 2	8	16:42:46.250
80	Sebastián FRIGOLET	DXR	4	Turn 6	8	16:43:07.983
						Total Infractions: <input type="text" value="3"/>
81	Noah MONTEIRO	Griffin Core	1	Turn 6	11	16:40:45.440
						Total Infractions: <input type="text" value="1"/>
83	Alfons MIETTINEN	GRS Team	1	Turn 11	5	16:29:02.955
83	Alfons MIETTINEN	GRS Team	2	Turn 6	8	16:33:34.576
83	Alfons MIETTINEN	GRS Team	3	Turn 2	13	16:49:30.464
						Total Infractions: <input type="text" value="3"/>
88	Miki BLASCOS	Monlau Motorsport	1	Turn 4	3	16:34:38.322
88	Miki BLASCOS	Monlau Motorsport	2	Turn 4	10	16:50:03.043
						Total Infractions: <input type="text" value="2"/>
94	Jorden MOODLEY	G4 Racing	1	Turn 11	6	16:29:46.631
94	Jorden MOODLEY	G4 Racing	2	Turn 6	9	16:34:19.388
94	Jorden MOODLEY	G4 Racing	3	Turn 6	14	16:42:41.189
						Total Infractions: <input type="text" value="3"/>

TOTAL TRACK LIMITS: 62


Published at:16:50.....

Track Limits Operator:

Daphne FERNÁNDEZ
OD-1537-ESP-CAT



DAPHNE FERNANDEZ OD-1537-ESP/CAT




F4Spain
 ROUND 1 - VALENCIA
 Free Practice 2

Race Director Report


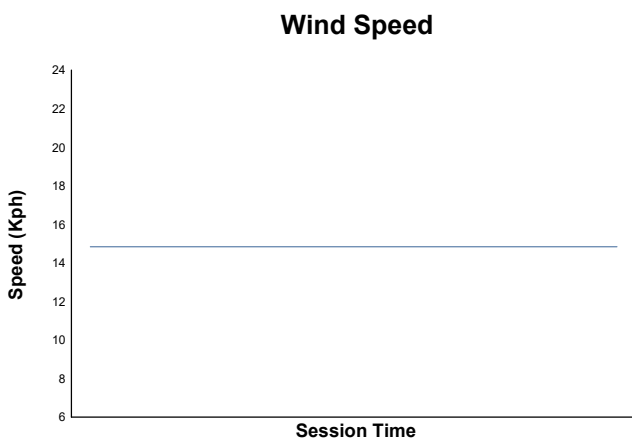
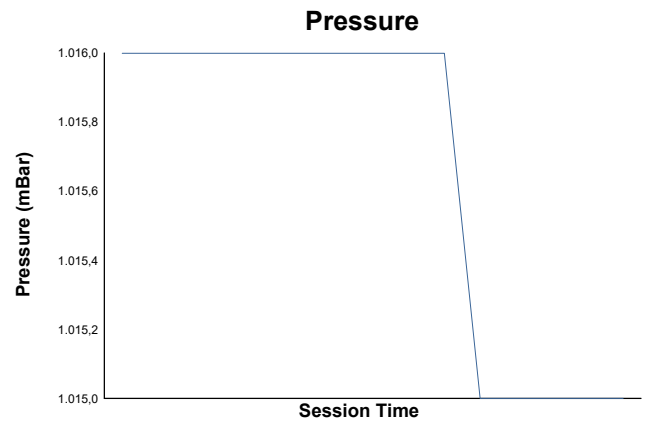
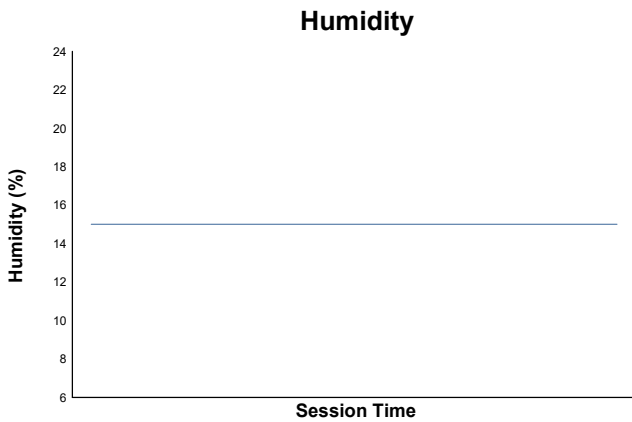
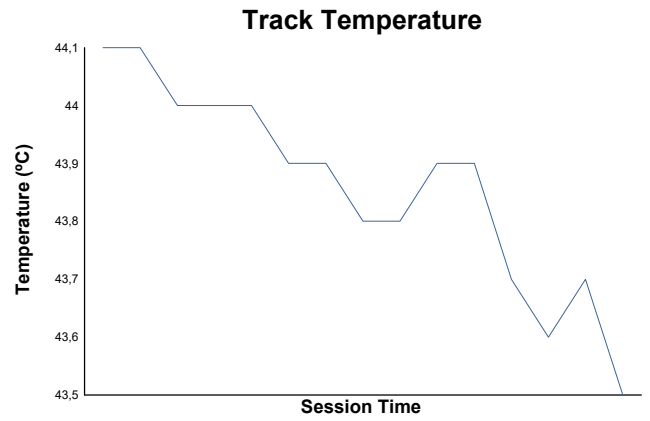
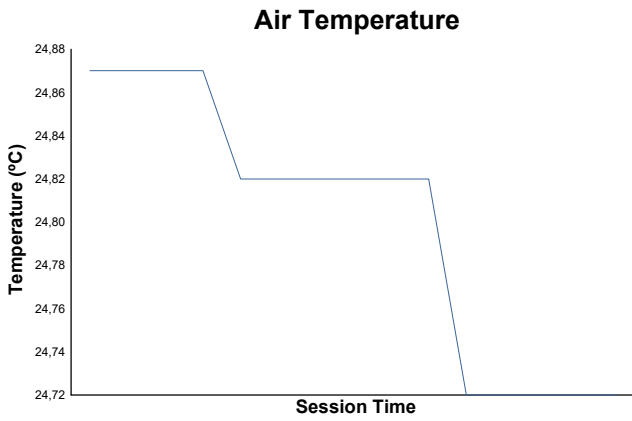
Hour	Flag	Message
16:15:07		F4 - PIT LANE WILL BE OPEN AT 16:20
16:17:19		TRACK TEMPERATURE 44.4C - AIR TEMPERATURE 25.8C - HUMIDITY 18%
16:18:04		FAST LANE OPEN
16:20:00		PIT LANE OPEN
16:35:00	YF	YELLOW FLAG AT TURN 2
16:35:04	GF	GREEN FLAG
16:43:23	RF	RED FLAG
16:43:50		CARS #39 #12 IN GRAVEL BED AT TURN 4
16:45:32		SESSION WILL RESUME AT 16:47 TBC
16:45:56		CAR #12 BEST TIME DELETED - CAUSING RED FLAG - ART. 30.7 SR
16:46:03		SESSION WILL RESUME AT 16:47 CONFIRMED
16:47:00	GF	GREEN FLAG
16:47:01		PIT LANE OPEN
16:50:00		CHEQUERED FLAG

Published at: ...16:50.....


<p>Race Director: Luis GONZÁLEZ</p> 	<p>Timekeeper: Alberto ESTÉBANEZ</p> 
---	--



ROUND 1 - VALENCIA
F4Spain
Free Practice 2
Weather Report



Track Status: **DRY**



F4Spain ROUND 1 - VALENCIA Qualifying 1

Final Classification

No	Driver	Nat	Team	Car	Cl.	Time	Lap Total	Gap	Kph
1	22 Vivek KANTHAN	USA	Griffin Core	TATUUS T-421		1:33.815	11 11	-	153.7
2	23 Rocco CORONEL	NLD	MP Motorsport	TATUUS T-421	R	1:33.825	9 11	+0.010	153.7
3	25 Aleix PIÑERA	ESP	Tecnicar	TATUUS T-421	R	1:33.897	10 11	+0.082	153.6
4	81 Noah MONTEIRO	PRT	Griffin Core	TATUUS T-421		1:33.978	9 9	+0.163	153.4
5	37 Ty FISHER	CAN	Griffin Core	TATUUS T-421	R	1:33.989	9 11	+0.174	153.4
6	44 Elliot KACZYNSKI	SWE	Drivex	TATUUS T-421	R	1:34.016	9 11	+0.201	153.4
7	15 Jensen BURNETT	CAN	KCL Motorsport	TATUUS T-421	R	1:34.034	10 11	+0.219	153.3
8	77 Andrej PETROVIC	SRB	T-Code by Amtog	TATUUS T-421		1:34.036	10 11	+0.221	153.3
9	21 Borys LYZEN	POL	KCL Motorsport	TATUUS T-421	R	1:34.063	10 11	+0.248	153.3
10	17 Nacho TUÑÓN	ESP	T-Code by Amtog	TATUUS T-421		1:34.097	9 11	+0.282	153.2
11	12 Philippe Armand KARRAS	GRC	G4 Racing	TATUUS T-421		1:34.163	8 10	+0.348	153.1
12	40 Kasper SCHORMANS	NLD	MP Motorsport	TATUUS T-421	R	1:34.288	7 10	+0.473	152.9
13	8 Jacob MICALLEF	MLT	Campos Racing	TATUUS T-421	R	1:34.380	11 11	+0.565	152.8
14	24 Beau LOWETTE	BEL	TC Racing	TATUUS T-421	R	1:34.412	12 12	+0.597	152.7
15	46 Nathan TYE	GBR	Drivex	TATUUS T-421		1:34.433	10 11	+0.618	152.7
16	38 Daniel KELLEHER	IRE	Campos Racing	TATUUS T-421	R	1:34.448	9 11	+0.633	152.7
17	88 Miki BLASCOS	ESP	Monlau Motorsport	TATUUS T-421	R	1:34.448	9 10	+0.633	152.7
18	32 Simón BULBARELLA	ARG	Drivex	TATUUS T-421	R	1:34.564	10 11	+0.749	152.5
19	39 Louis COCHET	NLD	KCL Motorsport	TATUUS T-421	R	1:34.594	7 11	+0.779	152.4
20	18 Zoe FLORESCU	ROU	Tecnicar	TATUUS T-421	R	1:34.617	10 11	+0.802	152.4
21	10 Luna FLUXÁ	ESP	Campos Racing	TATUUS T-421	R	1:34.646	11 11	+0.831	152.3
22	80 Sebastián FRIGOLET	MEX	DXR	TATUUS T-421	R	1:34.693	13 13	+0.878	152.3
23	7 Felipe REIJS	NLD	MP Motorsport	TATUUS T-421	R	1:34.695	9 11	+0.880	152.3
24	9 Jean Paul KARRAS	GRC	G4 Racing	TATUUS T-421		1:34.705	7 10	+0.890	152.2
25	28 Max RADECK	PRT	DXR	TATUUS T-421	R	1:34.827	11 11	+1.012	152.0
26	74 Pablo RICCOBONO	ESP	GRS Team	TATUUS T-421		1:34.954	11 11	+1.139	151.8
27	5 Sandro PEREZ	ESP	TC Racing	TATUUS T-421	R	1:35.030	8 11	+1.215	151.7
28	73 Fausto ARNAUDO	ARG	Monlau Motorsport	TATUUS T-421	R	1:35.132	5 10	+1.317	151.6
29	83 Alfons MIETTINEN	FIN	GRS Team	TATUUS T-421	R	1:35.438	9 10	+1.623	151.1
30	13 Rodrigo MARTÍNEZ	MEX	Tecnicar	TATUUS T-421	R	1:36.850	6 10	+3.035	148.9
31	27 Alexander CHARTIER	ITA	Monlau Motorsport	TATUUS T-421	R	1:37.003	4 10	+3.188	148.6

Max. qual. time: 1:43.196





11	Rahim ALIBHAI	USA	Monlau Motorsport	TATUUS T-421	R				
71	Sam URUS	MCO	DXR	TATUUS T-421	R		13		
78	Maria NETO	PRT	TC Racing	TATUUS T-421	R		12		
94	Jorden MOODLEY	ZAF	G4 Racing	TATUUS T-421			12		


Fastest Lap: Lap 11 | Vivek KANTHAN | 1:33.815 | 153.7 Kph

CARS #71, #78 & #94 - ALL LAPTICES DELETED - TRACK LIMITS
 CAR #7 - THREE FASTEST LAPTICES DELETED - STEWARDS DECISION N°6
 CAR #17 - BEST LAPTIME DELETED - STEWARDS DECISION N°7
 CAR #27 - THREE FASTEST LAPTICES DELETED - STEWARDS DECISION N°8
 CAR #73 - THREE FASTEST LAPTICES DELETED - STEWARDS DECISION N°9
 CAR #8 - DROP OF 3 GRID POSITIONS IN THE NEXT RACE DRIVER PARTICIPATES - STEWARDS DECISION N°10

Published at: 10:25

Track Status: **DRY**

 Mr. Dennis Dean Chair of the Stewards	 Mrs. Noelia Franco Steward	 Mrs. Laura Casas Steward	Timekeeper: Alberto ESTÉBANEZ 
---	--	--	--



F4Spain

ROUND 1 - VALENCIA

Qualifying 1





Final Classification by Class


No	Driver	Nat	Team	Car	Time	Lap Total	Gap	Kph
R								
1	23 Rocco CORONEL	NLD	MP Motorsport	TATUUS T-421	1:33.825	9 11		153.7
2	25 Aleix PIÑERA	ESP	Tecnicar	TATUUS T-421	1:33.897	10 11	+0.072 +0.072	153.6
3	37 Ty FISHER	CAN	Griffin Core	TATUUS T-421	1:33.989	9 11	+0.164 +0.092	153.4
4	44 Elliot KACZYNSKI	SWE	Drivex	TATUUS T-421	1:34.016	9 11	+0.191 +0.027	153.4
5	15 Jensen BURNETT	CAN	KCL Motorsport	TATUUS T-421	1:34.034	10 11	+0.209 +0.018	153.3
6	21 Borys LYZEN	POL	KCL Motorsport	TATUUS T-421	1:34.063	10 11	+0.238 +0.029	153.3
7	40 Kasper SCHORMANS	NLD	MP Motorsport	TATUUS T-421	1:34.288	7 10	+0.463 +0.225	152.9
8	8 Jacob MICALLEF	MLT	Campos Racing	TATUUS T-421	1:34.380	11 11	+0.555 +0.092	152.8
9	24 Beau LOWETTE	BEL	TC Racing	TATUUS T-421	1:34.412	12 12	+0.587 +0.032	152.7
10	38 Daniel KELLEHER	IRE	Campos Racing	TATUUS T-421	1:34.448	9 11	+0.623 +0.036	152.7
11	88 Miki BLASCOS	ESP	Monlau Motorsport	TATUUS T-421	1:34.448	9 10	+0.623	152.7
12	32 Simón BULBARELLA	ARG	Drivex	TATUUS T-421	1:34.564	10 11	+0.739 +0.116	152.5
13	39 Louis COCHET	NLD	KCL Motorsport	TATUUS T-421	1:34.594	7 11	+0.769 +0.030	152.4
14	18 Zoe FLORESCU	ROU	Tecnicar	TATUUS T-421	1:34.617	10 11	+0.792 +0.023	152.4
15	10 Luna FLUXÁ	ESP	Campos Racing	TATUUS T-421	1:34.646	11 11	+0.821 +0.029	152.3
16	80 Sebastián FRIGOLET	MEX	DXR	TATUUS T-421	1:34.693	13 13	+0.868 +0.047	152.3
17	7 Felipe REIJS	NLD	MP Motorsport	TATUUS T-421	1:34.695	9 11	+0.870 +0.002	152.3
18	28 Max RADECK	PRT	DXR	TATUUS T-421	1:34.827	11 11	+1.002 +0.132	152.0
19	5 Sandro PEREZ	ESP	TC Racing	TATUUS T-421	1:35.030	8 11	+1.205 +0.203	151.7
20	73 Fausto ARNAUDO	ARG	Monlau Motorsport	TATUUS T-421	1:35.132	5 10	+1.307 +0.102	151.6
21	83 Alfons MIETTINEN	FIN	GRS Team	TATUUS T-421	1:35.438	9 10	+1.613 +0.306	151.1
22	13 Rodrigo MARTÍNEZ	MEX	Tecnicar	TATUUS T-421	1:36.850	6 10	+3.025 +1.412	148.9
23	27 Alexander CHARTIER	ITA	Monlau Motorsport	TATUUS T-421	1:37.003	4 10	+3.178 +0.153	148.6
■ Max. qual. time: 1:43.196								
11	Rahim ALIBHAI	USA	Monlau Motorsport	TATUUS T-421				
71	Sam URUS	MCO	DXR	TATUUS T-421		13		
78	Maria NETO	PRT	TC Racing	TATUUS T-421		12		

CARS #71, #78 & #94 - ALL LAPTICES DELETED - TRACK LIMITS
 CAR #7 - THREE FASTEST LAPTICES DELETED - STEWARDS DECISION N°6
 CAR #17 - BEST LAPTICE DELETED - STEWARDS DECISION N°7
 CAR #27 - THREE FASTEST LAPTICES DELETED - STEWARDS DECISION N°8
 CAR #73 - THREE FASTEST LAPTICES DELETED - STEWARDS DECISION N°9
 CAR #8 - DROP OF 3 GRID POSITIONS IN THE NEXT RACE DRIVER PARTICIPATES - STEWARDS DECISION N°10

Published at:10:25.....

Track Status: **DRY**

 Mr. Dennis Dean Chair of the Stewards	 Mrs. Noelia Franco Steward	 Mrs. Laura Casas Steward	Timekeeper: Alberto ESTÉBANEZ	
---	--	--	---	---



F4Spain

ROUND 1 - VALENCIA

Qualifying 1

Final Classification by 2nd Fastest Lap





No	Driver	Team	Car	Class	Time	Gap
1	25 Aleix PIÑERA	Tecnicar	TATUUS T-421	R	1:33.900	-
2	23 Rocco CORONEL	MP Motorsport	TATUUS T-421	R	1:33.921	+0.021
3	22 Vivek KANTHAN	Griffin Core	TATUUS T-421	R	1:33.991	+0.091
4	37 Ty FISHER	Griffin Core	TATUUS T-421	R	1:34.047	+0.147
5	81 Noah MONTEIRO	Griffin Core	TATUUS T-421	R	1:34.067	+0.167
6	77 Andrej PETROVIC	T-Code by Amtog	TATUUS T-421	R	1:34.088	+0.188
7	15 Jensen BURNETT	KCL Motorsport	TATUUS T-421	R	1:34.162	+0.262
8	17 Nacho TUÑÓN	T-Code by Amtog	TATUUS T-421	R	1:34.197	+0.297
9	21 Borys LYZEN	KCL Motorsport	TATUUS T-421	R	1:34.207	+0.307
10	12 Philippe Armand KARRAS	G4 Racing	TATUUS T-421	R	1:34.219	+0.319
11	44 Elliot KACZYNSKI	Drivex	TATUUS T-421	R	1:34.313	+0.413
12	40 Kasper SCHORMANS	MP Motorsport	TATUUS T-421	R	1:34.339	+0.439
13	46 Nathan TYE	Drivex	TATUUS T-421	R	1:34.441	+0.541
14	38 Daniel KELLEHER	Campos Racing	TATUUS T-421	R	1:34.463	+0.563
15	88 Miki BLASCOS	Monlau Motorsport	TATUUS T-421	R	1:34.490	+0.590
16	24 Beau LOWETTE	TC Racing	TATUUS T-421	R	1:34.543	+0.643
17	32 Simón BULBARELLA	Drivex	TATUUS T-421	R	1:34.607	+0.707
18	39 Louis COCHET	KCL Motorsport	TATUUS T-421	R	1:34.610	+0.710
19	10 Luna FLUXÁ	Campos Racing	TATUUS T-421	R	1:34.675	+0.775
20	18 Zoe FLORESCU	Tecnicar	TATUUS T-421	R	1:34.684	+0.784
21	9 Jean Paul KARRAS	G4 Racing	TATUUS T-421	R	1:34.706	+0.806
22	80 Sebastián FRIGOLET	DXR	TATUUS T-421	R	1:34.737	+0.837
23	8 Jacob MICALLEF	Campos Racing	TATUUS T-421	R	1:34.824	+0.924
24	28 Max RADECK	DXR	TATUUS T-421	R	1:34.935	+1.035
25	74 Pablo RICCOBONO	GRS Team	TATUUS T-421	R	1:34.958	+1.058
26	7 Felipe REIJS	MP Motorsport	TATUUS T-421	R	1:34.963	+1.063
27	5 Sandro PEREZ	TC Racing	TATUUS T-421	R	1:35.280	+1.380
28	83 Alfons MIETTINEN	GRS Team	TATUUS T-421	R	1:35.564	+1.664
29	73 Fausto ARNAUDO	Monlau Motorsport	TATUUS T-421	R	1:36.585	+2.685
30	13 Rodrigo MARTÍNEZ	Tecnicar	TATUUS T-421	R	1:37.244	+3.344
31	27 Alexander CHARTIER	Monlau Motorsport	TATUUS T-421	R	1:40.523	+6.623
Max. qual. time: 1:43.196						
32	11 Rahim ALIBHAI	Monlau Motorsport	TATUUS T-421	R		
33	71 Sam URUS	DXR	TATUUS T-421	R		
34	78 Maria NETO	TC Racing	TATUUS T-421	R		
35	94 Jorden MOODLEY	G4 Racing	TATUUS T-421	R		


Fastest Lap: Lap 11 | Vivek KANTHAN | 1:33.815 | 153.7 Kph

CARS #71, #78 & #94 - ALL LAPTIMES DELETED - TRACK LIMITS
 CAR #7 - THREE FASTEST LAPTIMES DELETED - STEWARDS DECISION N°6
 CAR #17 - BEST LAPTIME DELETED - STEWARDS DECISION N°7
 CAR #27 - THREE FASTEST LAPTIMES DELETED - STEWARDS DECISION N°8
 CAR #73 - THREE FASTEST LAPTIMES DELETED - STEWARDS DECISION N°9

Published at:

Track Status: **DRY**


 Mr. Dennis Dean Chair of the Stewards	 Mrs. Noelia Franco Steward	 Mrs. Laura Casas Steward	Timekeeper: Alberto ESTÉBANEZ 
---	--	--	--



F4Spain ROUND 1 - VALENCIA Qualifying 1

Best Top Speed


No Driver	Team	Class	Top 1		Top 2		Top 3		Top 4		Top 5		
			Kph	Lap	Kph	Lap	Kph	Lap	Kph	Lap	Kph	Lap	Avg
24 Beau LOWETTE	TC Racing	R	218.0	9	216.7	8	216.0	7	215.3	12	214.7	6	216,1
8 Jacob MICALLEF	Campos Racing	R	217.4	7	215.3	6	214.0	11	214.0	10	213.3	4	214,8
15 Jensen BURNETT	KCL Motorsport	R	216.7	7	215.3	8	214.0	6	211.4	10	211.4	5	213,8
38 Daniel KELLEHER	Campos Racing	R	216.7	6	216.0	5	215.3	10	214.7	9	214.7	8	215,5
13 Rodrigo MARTÍNEZ	Tecnicar	R	216.0	8	214.7	5	212.7	10	212.7	6	212.0	4	213,6
28 Max RADECK	DXR	R	216.0	6	215.3	5	213.3	4	212.7	11	212.7	10	214,0
32 Simón BULBARELLA	Drivex	R	216.0	3	214.0	9	213.3	10	213.3	8	213.3	7	214,0
37 Ty FISHER	Griffin Core	R	216.0	11	215.3	6	214.7	10	214.7	8	213.3	5	214,8
22 Vivek KANTHAN	Griffin Core		215.3	6	214.7	7	214.7	5	214.0	10	214.0	9	214,5
23 Rocco CORONEL	MP Motorsport	R	215.3	11	213.3	7	212.7	10	212.7	8	212.7	6	213,3
77 Andrej PETROVIC	T-Code by Amtog		215.3	7	214.0	4	213.3	8	213.3	5	212.7	11	213,7
5 Sandro PEREZ	TC Racing	R	215.3	6	214.7	8	212.7	9	212.7	4	212.0	11	213,5
25 Aleix PIÑERA	Tecnicar	R	214.7	9	214.7	7	214.7	6	214.0	11	214.0	10	214,4
40 Kasper SCHORMANS	MP Motorsport	R	214.7	10	214.0	9	213.3	5	212.7	7	212.7	6	213,5
74 Pablo RICCOBONO	GRS Team		214.7	4	213.3	8	212.7	10	212.7	6	212.7	5	213,2
81 Noah MONTEIRO	Griffin Core		214.7	6	214.0	5	214.0	7	214.0	9	213.3	4	214,0
83 Alfons MIETTINEN	GRS Team	R	214.7	7	214.0	10	213.3	6	213.3	4	212.7	3	213,6
94 Jorden MOODLEY	G4 Racing		214.7	6	214.0	11	214.0	5	213.3	7	212.0	8	213,6
10 Luna FLUXÁ	Campos Racing	R	214.0	8	214.0	6	213.3	11	213.3	10	213.3	9	213,6
12 Philippe Armand KARRAS	G4 Racing		214.0	8	214.0	6	213.3	9	213.3	7	213.3	5	213,6
18 Zoe FLORESCU	Tecnicar	R	214.0	9	214.0	6	214.0	4	213.3	8	213.3	7	213,7
21 Borys LYZEN	KCL Motorsport	R	214.0	11	214.0	10	214.0	9	214.0	7	213.3	8	213,9
44 Elliot KACZYNSKI	Drivex	R	214.0	10	214.0	9	213.3	11	212.7	8	212.7	7	213,3
88 Miki BLASCOS	Monlau Motorsport	R	214.0	10	214.0	7	213.3	9	213.3	8	213.3	6	213,6
9 Jean Paul KARRAS	G4 Racing		213.3	4	212.7	10	212.7	8	212.7	7	212.7	6	212,8
17 Nacho TUÑÓN	T-Code by Amtog		213.3	9	213.3	8	213.3	7	213.3	5	212.7	11	213,2
27 Alexander CHARTIER	Monlau Motorsport	R	213.3	7	213.3	6	213.3	5	212.7	9	212.7	8	213,1
46 Nathan TYE	Drivex		213.3	11	212.0	9	212.0	8	210.7	10	210.7	7	211,7
71 Sam URUS	DXR	R	213.3	9	213.3	8	212.7	10	212.7	7	212.0	11	212,8
80 Sebastián FRIGOLET	DXR	R	213.3	11	213.3	9	213.3	8	213.3	7	212.7	13	213,2
7 Felipe REIJS	MP Motorsport	R	212.7	11	212.7	3	212.0	10	212.0	7	211.4	8	212,2
39 Louis COCHET	KCL Motorsport	R	212.7	8	212.7	7	212.0	6	212.0	5	211.4	11	212,2
73 Fausto ARNAUDO	Monlau Motorsport	R	212.7	10	212.7	9	212.7	8	212.7	7	212.7	5	212,7
78 Maria NETO	TC Racing	R	212.7	12	212.7	8	212.0	6	211.4	10	211.4	9	212,0
11 Rahim ALIBHAI	Monlau Motorsport	R											



F4Spain ROUND 1 - VALENCIA Qualifying 1

Best Sector Times

Sector 1			Sector 2			Sector 3			Ideal Lap	Best Lap
Pos	No Driver	Time	No Driver	Time	No Driver	Time	Pos	No Driver		
1	22 V.KANTHAN	21.718	22 V.KANTHAN	46.063	23 R.CORONEL	25.983	1	23 R.CORONEL	1:33.772	1:33.825 (2)
2	81 N.MONTEIRO	21.722	23 R.CORONEL	46.064	37 T.FISHER	25.994	2	22 V.KANTHAN	1:33.804	1:33.815 (1)
3	23 R.CORONEL	21.725	17 N.TUÑÓN	46.070	25 A.PIÑERA	26.002	3	25 A.PIÑERA	1:33.849	1:33.897 (3)
4	25 A.PIÑERA	21.727	25 A.PIÑERA	46.120	77 A.PETROVIC	26.002	4	37 T.FISHER	1:33.859	1:33.989 (5)
5	37 T.FISHER	21.733	37 T.FISHER	46.132	17 N.TUÑÓN	26.004	5	17 N.TUÑÓN	1:33.877	1:34.097 (10)
6	77 A.PETROVIC	21.737	44 E.KACZYNSKI	46.142	22 V.KANTHAN	26.023	6	81 N.MONTEIRO	1:33.923	1:33.978 (4)
7	21 B.LYZEN	21.763	15 J.BURNETT	46.157	81 N.MONTEIRO	26.030	7	77 A.PETROVIC	1:33.926	1:34.036 (8)
8	15 J.BURNETT	21.766	81 N.MONTEIRO	46.171	12 P.KARRAS	26.038	8	15 J.BURNETT	1:33.997	1:34.034 (7)
9	12 P.KARRAS	21.785	77 A.PETROVIC	46.187	44 E.KACZYNSKI	26.074	9	44 E.KACZYNSKI	1:34.006	1:34.016 (6)
10	44 E.KACZYNSKI	21.790	21 B.LYZEN	46.209	15 J.BURNETT	26.074	10	21 B.LYZEN	1:34.063	1:34.063 (9)
11	17 N.TUÑÓN	21.803	12 P.KARRAS	46.266	27 A.CHARTIER	26.074	11	12 P.KARRAS	1:34.089	1:34.163 (11)
12	24 B.LOWETTE	21.813	40 K.SCHORMANS	46.275	21 B.LYZEN	26.091	12	40 K.SCHORMANS	1:34.238	1:34.288 (12)
13	88 M.BLASCOS	21.814	39 L.COCHET	46.339	38 D.KELLEHER	26.109	13	88 M.BLASCOS	1:34.360	1:34.448 (17)
14	32 S.BULBARELLA	21.823	46 N.TYE	46.367	8 J.MICALLEF	26.123	14	8 J.MICALLEF	1:34.380	1:34.380 (13)
15	40 K.SCHORMANS	21.829	18 Z.FLORESCU	46.371	40 K.SCHORMANS	26.134	15	46 N.TYE	1:34.383	1:34.433 (15)
16	7 F.REIJS	21.842	38 D.KELLEHER	46.384	7 F.REIJS	26.146	16	38 D.KELLEHER	1:34.386	1:34.448 (16)
17	46 N.TYE	21.844	8 J.MICALLEF	46.385	88 M.BLASCOS	26.154	17	24 B.LOWETTE	1:34.407	1:34.412 (14)
18	8 J.MICALLEF	21.872	88 M.BLASCOS	46.392	32 S.BULBARELLA	26.163	18	7 F.REIJS	1:34.415	1:34.695 (23)
19	9 J.KARRAS	21.875	24 B.LOWETTE	46.410	46 N.TYE	26.172	19	32 S.BULBARELLA	1:34.418	1:34.564 (18)
20	27 A.CHARTIER	21.882	7 F.REIJS	46.427	10 L.FLUXÁ	26.172	20	18 Z.FLORESCU	1:34.494	1:34.617 (20)
21	73 F.ARNAUDO	21.887	32 S.BULBARELLA	46.432	73 F.ARNAUDO	26.173	21	39 L.COCHET	1:34.505	1:34.594 (19)
22	80 S.FRIGOLET	21.890	80 S.FRIGOLET	46.438	9 J.KARRAS	26.174	22	73 F.ARNAUDO	1:34.521	1:35.132 (28)
23	38 D.KELLEHER	21.893	73 F.ARNAUDO	46.461	24 B.LOWETTE	26.184	23	27 A.CHARTIER	1:34.545	1:37.003 (31)
24	18 Z.FLORESCU	21.894	10 L.FLUXÁ	46.505	28 M.RADECK	26.194	24	9 J.KARRAS	1:34.576	1:34.705 (24)
25	74 P.RICCOBONO	21.897	9 J.KARRAS	46.527	18 Z.FLORESCU	26.229	25	80 S.FRIGOLET	1:34.581	1:34.693 (22)
26	39 L.COCHET	21.910	27 A.CHARTIER	46.589	80 S.FRIGOLET	26.253	26	10 L.FLUXÁ	1:34.600	1:34.646 (21)
27	10 L.FLUXÁ	21.923	74 P.RICCOBONO	46.595	39 L.COCHET	26.256	27	28 M.RADECK	1:34.769	1:34.827 (25)
28	28 M.RADECK	21.961	28 M.RADECK	46.614	5 S.PEREZ	26.273	28	74 P.RICCOBONO	1:34.812	1:34.954 (26)
29	5 S.PEREZ	22.011	5 S.PEREZ	46.740	78 M.NETO	26.303	29	5 S.PEREZ	1:35.024	1:35.030 (27)
30	71 S.URUS	22.048	71 S.URUS	46.762	74 P.RICCOBONO	26.320	30	71 S.URUS	1:35.261	
31	83 A.MIETTINEN	22.050	83 A.MIETTINEN	46.951	83 A.MIETTINEN	26.390	31	83 A.MIETTINEN	1:35.391	1:35.438 (29)
32	78 M.NETO	22.188	94 J.MOODLEY	47.159	71 S.URUS	26.451	32	94 J.MOODLEY	1:35.952	
33	94 J.MOODLEY	22.264	13 R.MARTÍNEZ	47.335	94 J.MOODLEY	26.529	33	13 R.MARTÍNEZ	1:36.535	1:36.850 (30)
34	13 R.MARTÍNEZ	22.402	78 M.NETO	56.567	13 R.MARTÍNEZ	26.798	34	78 M.NETO	1:45.058	




F4Spain

ROUND 1 - VALENCIA

Qualifying 1

Fastest Lap Sequence

Elapsed	No	Driver	Team	Car	Class	Time	Kph	Lap
3:39.521	80	Sebastián FRIGOLET	DXR	TATUUS T-421	R	1:42.204	141.1	2
5:19.020	80	Sebastián FRIGOLET	DXR	TATUUS T-421	R	1:39.499	144.9	3
6:57.401	80	Sebastián FRIGOLET	DXR	TATUUS T-421	R	1:38.381	146.6	4
7:40.120	22	Vivek KANTHAN	Griffin Core	TATUUS T-421		1:36.474	149.4	3
8:33.711	80	Sebastián FRIGOLET	DXR	TATUUS T-421	R	1:36.310	149.7	5
9:17.811	5	Sandro PEREZ	TC Racing	TATUUS T-421	R	1:35.893	150.4	5
9:24.168	37	Ty FISHER	Griffin Core	TATUUS T-421	R	1:35.530	150.9	4
9:33.204	44	Elliot KACZYNSKI	Drivex	TATUUS T-421	R	1:35.510	151.0	4
10:59.199	37	Ty FISHER	Griffin Core	TATUUS T-421	R	1:35.031	151.7	5
11:06.702	46	Nathan TYE	Drivex	TATUUS T-421		1:34.929	151.9	5
11:57.563	23	Rocco CORONEL	MP Motorsport	TATUUS T-421	R	1:34.863	152.0	5
12:04.064	15	Jensen BURNETT	KCL Motorsport	TATUUS T-421	R	1:34.622	152.4	5
12:33.162	22	Vivek KANTHAN	Griffin Core	TATUUS T-421		1:34.352	152.8	6
13:31.812	23	Rocco CORONEL	MP Motorsport	TATUUS T-421	R	1:34.249	153.0	6
13:40.907	21	Borys LYZEN	KCL Motorsport	TATUUS T-421	R	1:34.207	153.0	6
14:51.704	25	Aleix PIÑERA	Tecnicar	TATUUS T-421	R	1:34.085	153.2	7
15:05.877	23	Rocco CORONEL	MP Motorsport	TATUUS T-421	R	1:34.065	153.3	7
16:39.798	23	Rocco CORONEL	MP Motorsport	TATUUS T-421	R	1:33.921	153.5	8
18:13.623	23	Rocco CORONEL	MP Motorsport	TATUUS T-421	R	1:33.825	153.7	9
20:24.322	22	Vivek KANTHAN	Griffin Core	TATUUS T-421		1:33.815	153.7	11



F4Spain ROUND 1 - VALENCIA Qualifying 1

Sector Analysis


— Invalidated Lap

■ Personal Best

■ Session Best

B Crossing the pit lane

Lap	Time	Sector 1	Sector 2	Sector 3	T.Sp	Elapsed	Lap	Time	Sector 1	Sector 2	Sector 3	T.Sp	Elapsed	
5	Sandro PEREZ ESP TC Racing TATUUS T-421							10	Luna FLUXÁ ESP Campos Racing TATUUS T-421					
1	2:13.200B	37.536	56.216	39.448		2:13.200	1	4:34.133	3:02.571	1:01.069	30.493		4:34.133	
2	2:12.128	50.290	52.700	29.138		4:25.328	2	1:40.578	23.906	49.194	27.478	208.2	6:14.711	
3	<u>1:39.539</u>	<u>23.714</u>	48.655	27.170	208.2	6:04.867	3	1:36.897	22.619	47.600	26.678	213.3	7:51.608	
4	1:37.051	22.696	47.662	26.693	212.7	7:41.918	4	<u>1:35.675</u>	22.250	<u>47.102</u>	26.323	212.7	9:27.283	
5	1:35.893	22.253	46.959	26.681	210.7	9:17.811	5	1:35.149	22.198	46.776	26.175	212.0	11:02.432	
6	<u>1:37.864</u>	22.171	<u>47.620</u>	28.073	215.3	10:55.675	6	1:36.639	22.068	46.877	27.694	214.0	12:39.071	
7	1:35.280	22.107	46.900	26.273	212.0	12:30.955	7	1:34.856	22.145	46.530	26.181	211.4	14:13.927	
8	1:35.030	22.011	46.740	26.279	214.7	14:05.985	8	1:35.900	22.063	47.257	26.580	214.0	15:49.827	
9	2:00.659B	22.513	1:04.425	33.721	212.7	16:06.644	9	<u>1:34.816</u>	21.971	<u>46.595</u>	26.250	213.3	17:24.643	
10	3:09.557	1:50.081	51.150	28.326		19:16.201	10	1:34.675	21.942	46.505	26.228	213.3	18:59.318	
11	<u>1:43.834</u> B	22.203	<u>47.435</u>	34.196	212.0	21:00.035	11	1:34.646	21.923	46.551	26.172	213.3	20:33.964	
7	Felipe REIJS NLD MP Motorsport TATUUS T-421							12	Philippe Armand KARRAS GRC G4 Racing TATUUS T-421					
1	5:18.381	3:52.908	55.156	30.317		5:18.381	1	5:50.452	4:23.894	56.468	30.090		5:50.452	
2	1:43.571	24.919	50.896	27.756	205.7	7:01.952	2	1:41.536	23.986	49.617	27.933	197.5	7:31.988	
3	1:37.643	22.933	47.821	26.889	212.7	8:39.595	3	1:43.164	23.294	49.316	30.554	203.9	9:15.152	
4	1:35.950	22.403	47.076	26.471	210.1	10:15.545	4	1:35.537	22.360	46.902	26.275	213.3	10:50.689	
5	1:35.252	22.129	46.753	26.370	211.4	11:50.797	5	1:34.683	22.001	46.491	26.191	213.3	12:25.372	
6	1:34.963	22.031	46.648	26.284	210.7	13:25.760	6	1:34.219	21.860	46.321	26.038	214.0	13:59.591	
7	<u>1:34.529</u>	21.898	46.485	26.146	212.0	15:00.289	7	1:34.248	21.859	46.278	26.111	213.3	15:33.839	
8	<u>1:34.562</u>	21.922	46.452	26.188	211.4	16:34.851	8	1:34.163	21.801	46.266	26.096	214.0	17:08.002	
9	1:34.695	21.842	46.548	26.305	209.5	18:09.546	9	1:34.333	21.797	46.419	26.117	213.3	18:42.335	
10	<u>1:34.621</u>	21.958	46.427	26.236	212.0	19:44.167	10	1:39.631B	21.785	46.440	31.406	212.7	20:21.966	
11	<u>1:42.890</u> B	21.856	<u>46.476</u>	34.558	212.7	21:27.057								
8	Jacob MICALLEF MLT Campos Racing TATUUS T-421							13	Rodrigo MARTÍNEZ MEX Tecnicar TATUUS T-421					
1	4:30.158	3:01.572	59.670	28.916		4:30.158	1	5:12.117	3:42.365	58.089	31.663		5:12.117	
2	1:42.539	24.053	50.033	28.453	199.8	6:12.697	2	1:49.545	26.043	54.120	29.382	181.9	7:01.662	
3	1:36.960	22.829	47.609	26.522	211.4	7:49.657	3	1:42.001	24.204	49.918	27.879	209.5	8:43.663	
4	1:35.809	22.384	47.068	26.357	213.3	9:25.466	4	<u>1:40.337</u>	<u>22.947</u>	49.292	28.098	212.0	10:24.000	
5	1:35.289	22.179	46.732	26.378	212.7	11:00.755	5	<u>1:37.607</u>	<u>22.517</u>	48.080	27.010	214.7	12:01.607	
6	1:35.742	22.365	47.077	26.300	215.3	12:36.497	6	1:36.850	22.532	47.520	26.798	212.7	13:38.457	
7	1:36.066	22.039	46.748	27.279	217.4	14:12.563	7	1:37.301	22.823	47.335	27.143	211.4	15:15.758	
8	1:34.943	22.204	46.485	26.254	212.7	15:47.506	8	<u>1:36.683</u>	22.402	<u>47.421</u>	26.860	216.0	16:52.441	
9	1:34.886	22.101	46.510	26.275	209.5	17:22.392	9	1:37.503	22.728	47.732	27.043	210.7	18:29.944	
10	1:34.824	22.043	46.509	26.272	214.0	18:57.216	10	1:37.244	22.402	47.429	27.413	212.7	20:07.188	
11	1:34.380	21.872	46.385	26.123	214.0	20:31.596								
9	Jean Paul KARRAS GRC G4 Racing TATUUS T-421							15	Jensen BURNETT CAN KCL Motorsport TATUUS T-421					
1	5:51.530	4:24.630	56.383	30.517		5:51.530	1	5:29.262	4:01.105	56.910	31.247		5:29.262	
2	1:42.301	24.160	49.063	29.078	196.4	7:33.831	2	1:43.064	24.813	50.700	27.551	194.2	7:12.326	
3	1:42.497	22.670	48.747	31.080	210.7	9:16.328	3	1:41.868	22.941	49.621	29.306	208.8	8:54.194	
4	1:35.739	22.194	47.139	26.406	213.3	10:52.067	4	<u>1:35.248</u>	22.285	<u>46.763</u>	26.200	210.7	10:29.442	
5	1:35.183	21.972	46.857	26.354	212.7	12:27.250	5	1:34.622	22.023	46.468	26.131	211.4	12:04.064	
6	1:34.706	21.961	46.527	26.218	212.7	14:01.956	6	1:34.550	21.916	46.335	26.299	214.0	13:38.614	
7	1:34.705	21.910	46.621	26.174	212.7	15:36.661	7	1:34.162	21.915	46.173	26.074	216.7	15:12.776	
8	1:34.897	21.990	46.658	26.249	212.7	17:11.558	8	1:35.747	21.871	46.933	26.943	215.3	16:48.523	
9	1:34.937	21.875	46.779	26.283	210.7	18:46.495	9	1:34.407	21.968	46.190	26.249	210.7	18:22.930	
10	1:34.838	21.898	46.668	26.272	212.7	20:21.333	10	1:34.034	21.766	46.157	26.111	211.4	19:56.964	
							11	1:34.270	21.792	46.293	26.185	210.1	21:31.234	
17	Nacho TUÑÓN ESP T-Code by Amtog TATUUS T-421													



F4Spain
ROUND 1 - VALENCIA
Qualifying 1

Sector Analysis

— Invalidated Lap ■ Personal Best ■ Session Best B Crossing the pit lane

Lap	Time	Sector 1	Sector 2	Sector 3	T.Sp	Elapsed	Lap	Time	Sector 1	Sector 2	Sector 3	T.Sp	Elapsed
1	5:05.767	3:38.362	57.047	30.358		5:05.767	2	1:41.739	24.244	49.821	27.674	203.3	7:06.715
2	1:44.913	24.824	51.889	28.200	197.5	6:50.680	3	1:39.414	23.549	48.836	27.029	210.1	8:46.129
3	1:39.202	23.219	49.055	26.928	211.4	8:29.882	4	1:36.571	22.316	46.917	27.338	212.0	10:22.700
4	1:36.608	22.551	47.602	26.455	210.7	10:06.490	5	1:34.863	22.078	46.588	26.197	212.7	11:57.563
5	1:35.409	22.196	46.910	26.303	213.3	11:41.899	6	1:34.249	21.839	46.342	26.068	212.7	13:31.812
6	1:34.681	22.022	46.545	26.114	212.7	13:16.580	7	1:34.065	21.872	46.129	26.064	213.3	15:05.877
7	1:34.274	21.866	46.302	26.106	213.3	14:50.854	8	1:33.921	21.725	46.213	25.983	212.7	16:39.798
8	1:34.197	21.870	46.263	26.064	213.3	16:25.051	9	1:33.825	21.777	46.064	25.984	212.0	18:13.623
9	1:34.097	21.958	46.135	26.004	213.3	17:59.148	10	1:34.105	21.809	46.198	26.098	212.7	19:47.728
10	<u>1:34.013</u>	21.870	46.070	26.073	212.0	19:33.161	11	1:58.765 B	22.048	54.994	41.723	215.3	21:46.493
11	1:34.319	21.803	46.295	26.221	212.7	21:07.480							

18 Zoe FLORESCU		ROU											
Tecnicar		TATUUS T-421											
1	5:08.997	3:40.314	57.894	30.789		5:08.997							
2	1:44.781	25.340	51.222	28.219	184.8	6:53.778							
3	1:38.932	23.216	48.813	26.903	208.2	8:32.710							
4	1:36.351	22.384	47.435	26.532	214.0	10:09.061							
5	1:35.289	22.198	46.749	26.342	213.3	11:44.350							
6	1:35.051	22.082	46.625	26.344	214.0	13:19.401							
7	1:34.706	21.997	46.480	26.229	213.3	14:54.107							
8	1:34.684	21.976	46.477	26.231	213.3	16:28.791							
9	1:34.921	21.962	46.609	26.350	214.0	18:03.712							
10	1:34.617	22.002	46.371	26.244	212.7	19:38.329							
11	<u>1:34.866</u>	21.894	<u>46.676</u>	26.296	211.4	21:13.195							

21 Borys LYZEN		POL											
KCL Motorsport		TATUUS T-421											
1	5:29.877	4:03.578	55.670	30.629		5:29.877							
2	1:44.047	24.430	51.339	28.278	187.3	7:13.924							
3	1:42.301	22.675	48.858	30.768	210.7	8:56.225							
4	<u>1:35.639</u>	<u>22.326</u>	46.844	<u>26.469</u>	213.3	10:31.864							
5	<u>1:34.836</u>	<u>22.023</u>	46.653	26.160	211.4	12:06.700							
6	1:34.207	21.776	46.313	26.118	213.3	13:40.907							
7	1:34.627	21.797	46.302	26.528	214.0	15:15.534							
8	1:34.261	21.839	46.239	26.183	213.3	16:49.795							
9	1:34.671	21.930	46.541	26.200	214.0	18:24.466							
10	1:34.063	21.763	46.209	26.091	214.0	19:58.529							
11	1:44.157 B	21.770	46.716	35.671	214.0	21:42.686							

22 Vivek KANTHAN		USA											
Griffin Core		TATUUS T-421											
1	4:21.773	2:57.142	54.668	29.963		4:21.773							
2	1:41.873	24.850	49.557	27.466	188.3	6:03.646							
3	1:36.474	22.502	47.510	26.462	210.1	7:40.120							
4	1:37.305	22.150	48.089	27.066	212.0	9:17.425							
5	1:41.385	22.124	51.544	27.717	214.7	10:58.810							
6	1:34.352	21.841	46.413	26.098	215.3	12:33.162							
7	<u>1:35.193</u>	<u>21.879</u>	47.142	26.172	214.7	14:08.355							
8	1:34.172	21.870	46.215	26.087	212.0	15:42.527							
9	<u>1:33.989</u>	<u>21.804</u>	46.138	26.047	214.0	17:16.516							
10	1:33.991	21.847	46.121	26.023	214.0	18:50.507							
11	1:33.815	21.718	46.063	26.034	213.3	20:24.322							

23 Rocco CORONEL		NLD											
MP Motorsport		TATUUS T-421											
1	5:24.976	3:57.043	57.901	30.032		5:24.976							


24 Beau LOWETTE		BEL											
TC Racing		TATUUS T-421											
1	2:10.869 B	36.992	56.155	37.722		2:10.869							
2	2:20.464	52.238	59.345	28.881		4:31.333							
3	1:42.061	23.798	50.054	28.209	207.6	6:13.394							
4	1:37.304	22.801	47.885	26.618	212.7	7:50.698							
5	1:35.794	22.419	47.052	26.323	214.0	9:26.492							
6	1:35.043	22.086	46.762	26.195	214.7	11:01.535							
7	1:36.106	22.170	46.980	26.956	216.0	12:37.641							
8	1:35.080	22.001	46.511	26.568	216.7	14:12.721							
9	1:36.246	23.093	46.912	26.241	218.0	15:48.967							
10	1:34.758	21.911	46.516	26.331	214.0	17:23.725							
11	1:34.543	21.922	46.410	26.211	214.0	18:58.268							
12	1:34.412	21.813	46.415	26.184	215.3	20:32.680							

25 Aleix PIÑERA		ESP											
Tecnicar		TATUUS T-421											
1	5:07.301	3:39.193	57.699	30.409		5:07.301							
2	1:45.290	25.076	52.007	28.207	195.8	6:52.591							
3	1:39.447	23.208	49.171	27.068	210.7	8:32.038							
4	1:36.159	22.541	47.244	26.374	212.0	10:08.197							
5	1:35.024	22.130	46.686	26.208	213.3	11:43.221							
6	1:34.398	21.902	46.352	26.144	214.7	13:17.619							
7	1:34.085	21.875	46.201	26.009	214.7	14:51.704							
8	1:35.081	21.903	46.216	26.962	214.0	16:26.785							
9	1:34.066	21.793	46.255	26.018	214.7	18:00.851							
10	1:33.897	21.727	46.160	26.010	214.0	19:34.748							
11	1:33.900	21.778	46.120	26.002	214.0	21:08.648							

27 Alexander CHARTIER		ITA											
Monlau Motorsport		TATUUS T-421											
1	5:37.370	4:10.264	57.374	29.732		5:37.370							
2	1:44.515	25.849	50.541	28.125	163.0	7:21.885							
3	1:40.523	23.391	48.403	28.729	209.5	9:02.408							
4	1:37.003	22.472	47.266	27.265	212.7	10:39.411							
5	<u>1:35.058</u>	21.981	<u>46.909</u>	26.168	213.3	12:14.469							
6	<u>1:34.953</u>	22.077	46.714	26.162	213.3	13:49.422							
7	<u>1:34.849</u>	22.045	46.688	26.116	213.3	15:24.271							
8	<u>1:34.565</u>	21.902	46.589	26.074	212.7	16:58.836							
9	<u>1:34.598</u>	21.882	<u>46.599</u>	26.117	212.7	18:33.434							
10	<u>1:34.922</u>	21.985	<u>46.743</u>	26.194	212.0	20:08.356							

28 Max RADECK		PRT											
DXR		TATUUS T-421											
1	4:40.835	3:10.152	55.435	35.248		4:40.835							
2	1:42.219	25.253	49.681	27.285	181.4	6:23.054							





F4Spain ROUND 1 - VALENCIA Qualifying 1

Sector Analysis

— Invalidated Lap ■ Personal Best ■ Session Best ■ Crossing the pit lane

Lap	Time	Sector 1	Sector 2	Sector 3	T.Sp	Elapsed	Lap	Time	Sector 1	Sector 2	Sector 3	T.Sp	Elapsed
3	1:37.893	22.994	48.085	26.814	212.0	8:00.947	4	<u>1:36.144</u>	22.445	<u>47.191</u>	26.508	211.4	10:18.533
4	1:36.282	22.303	47.432	26.547	213.3	9:37.229	5	1:35.186	22.068	46.735	26.383	212.0	11:53.719
5	1:35.735	22.169	47.218	26.348	215.3	11:12.964	6	1:34.791	21.957	46.410	26.424	212.0	13:28.510
6	1:38.919	22.646	48.319	27.954	216.0	12:51.883	7	1:34.594	21.923	46.355	26.316	212.7	15:03.104
7	1:35.467	22.243	46.862	26.362	212.7	14:27.350	8	1:34.897	21.910	46.571	26.416	212.7	16:38.001
8	1:34.935	21.961	46.615	26.359	210.7	16:02.285	9	1:34.610	22.015	46.339	26.256	210.1	18:12.611
9	1:35.059	21.968	46.775	26.316	210.1	17:37.344	10	1:34.805	21.991	46.465	26.349	211.4	19:47.416
10	1:34.980	21.983	46.654	26.343	212.7	19:12.324	11	<u>1:40.772</u> B	21.975	<u>46.355</u>	32.442	211.4	21:28.188
11	1:34.827	22.019	46.614	26.194	212.7	20:47.151							

32	Simón BULBARELLA	ARG				
MP Motorsport	TATUUS T-421					
1	4:39.915	3:09.201	55.635	35.079		4:39.915
2	1:42.258	25.112	49.488	27.658	192.5	6:22.173
3	1:37.592	22.792	48.065	26.735	216.0	7:59.765
4	1:35.933	22.397	47.069	26.467	212.0	9:35.698
5	1:35.207	22.067	46.725	26.415	213.3	11:10.905
6	1:34.648	21.941	46.523	26.184	213.3	12:45.553
7	1:34.607	21.835	46.609	26.163	213.3	14:20.160
8	<u>1:34.691</u>	21.823	<u>46.521</u>	26.347	213.3	15:54.851
9	1:34.707	21.877	46.556	26.274	214.0	17:29.558
10	1:34.564	21.861	46.432	26.271	213.3	19:04.122
11	1:34.748	21.904	46.566	26.278	212.7	20:38.870

37	Ty FISHER	CAN				
Griffin Core	TATUUS T-421					
1	4:29.109	3:01.135	59.636	28.338		4:29.109
2	1:42.334	24.211	50.415	27.708	206.9	6:11.443
3	1:37.195	22.970	47.697	26.528	210.7	7:48.638
4	1:35.530	22.407	46.831	26.292	212.0	9:24.168
5	1:35.031	22.014	46.712	26.305	213.3	10:59.199
6	1:35.329	22.073	46.977	26.279	215.3	12:34.528
7	1:34.335	21.890	46.331	26.114	212.7	14:08.863
8	1:34.731	21.852	46.395	26.484	214.7	15:43.594
9	1:33.989	21.768	46.227	25.994	212.7	17:17.583
10	1:34.047	21.733	46.132	26.182	214.7	18:51.630
11	<u>1:34.112</u>	21.947	<u>46.154</u>	26.011	216.0	20:25.742

38	Daniel KELLEHER	IRE				
Campos Racing	TATUUS T-421					
1	4:35.103	3:02.191	1:00.727	32.185		4:35.103
2	1:41.921	24.577	49.628	27.716	199.2	6:17.024
3	1:38.190	23.468	48.053	26.669	210.1	7:55.214
4	1:37.135	22.540	47.862	26.733	210.7	9:32.349
5	1:35.370	22.269	46.839	26.262	216.0	11:07.719
6	<u>1:34.936</u>	<u>22.054</u>	46.684	26.198	216.7	12:42.655
7	1:34.597	21.992	46.456	26.149	214.0	14:17.252
8	<u>1:34.682</u>	<u>22.024</u>	46.384	26.274	214.7	15:51.934
9	1:34.448	21.949	46.390	26.109	214.7	17:26.382
10	1:34.463	21.936	46.400	26.127	215.3	19:00.845
11	1:41.882 B	21.893	<u>46.425</u>	33.564	214.0	20:42.727


39	Louis COCHET	NLD				
KCL Motorsport	TATUUS T-421					
1	5:15.624	3:48.658	56.925	30.041		5:15.624
2	1:48.342	25.329	54.359	28.654	183.3	7:03.966
3	1:38.423	23.212	48.111	27.100	208.8	8:42.389

40	Kasper SCHORMANS	NLD				
MP Motorsport	TATUUS T-421					
1	<u>5:48.886</u>	4:22.698	<u>56.659</u>	29.529		5:48.886
2	1:42.145	24.074	50.280	27.791	203.9	7:31.031
3	1:41.782	23.330	49.383	29.069	208.8	9:12.813
4	1:36.168	22.314	47.306	26.548	210.7	10:48.981
5	1:34.975	22.059	46.680	26.236	213.3	12:23.956
6	1:34.509	21.944	46.345	26.220	212.7	13:58.465
7	1:34.288	21.829	46.290	26.169	212.7	15:32.753
8	1:34.378	21.857	46.275	26.246	212.0	17:07.131
9	1:36.357	23.651	46.448	26.258	214.0	18:43.488
10	1:34.339	21.900	46.305	26.134	214.7	20:17.827

44	Elliott KACZYNSKI	SWE				
Drivex	TATUUS T-421					
1	4:39.421	3:08.194	55.757	35.470		4:39.421
2	1:41.456	24.777	49.421	27.258	196.9	6:20.877
3	1:36.817	22.698	47.621	26.498	208.8	7:57.694
4	1:35.510	22.246	46.882	26.382	210.1	9:33.204
5	1:36.544	22.062	48.082	26.400	212.0	11:09.748
6	1:34.388	21.948	46.337	26.103	212.7	12:44.136
7	<u>1:34.912</u>	<u>21.947</u>	46.728	26.237	212.7	14:19.048
8	<u>1:34.542</u>	21.814	<u>46.530</u>	26.198	212.7	15:53.590
9	1:34.016	21.800	46.142	26.074	214.0	17:27.606
10	1:34.433	21.790	46.342	26.301	214.0	19:02.039
11	1:34.313	21.809	46.294	26.210	213.3	20:36.352

46	Nathan TYE	GBR				
Drivex	TATUUS T-421					
1	4:38.513	3:06.695	56.581	35.237		4:38.513
2	1:40.668	24.260	49.143	27.265	198.6	6:19.181
3	1:36.814	22.682	47.557	26.575	206.9	7:55.995
4	1:35.778	22.263	47.143	26.372	210.1	9:31.773
5	1:34.929	22.079	46.606	26.244	210.7	11:06.702
6	1:34.656	21.978	46.412	26.266	210.7	12:41.358
7	1:34.441	21.870	46.392	26.179	210.7	14:15.799
8	1:35.243	21.868	46.491	26.884	212.0	15:51.042
9	1:34.473	21.932	46.367	26.174	212.0	17:25.515
10	1:34.433	21.844	46.417	26.172	210.7	18:59.948
11	<u>1:34.711</u>	<u>21.932</u>	46.509	26.270	213.3	20:34.659

71	Sam URUS	MCO				
DXR	TATUUS T-421					
1	1:58.246	33.569	55.133	29.544		1:58.246
2	<u>1:42.305</u>	<u>24.283</u>	<u>50.318</u>	<u>27.704</u>	205.1	3:40.551
3	<u>1:39.453</u>	<u>22.787</u>	<u>49.521</u>	<u>27.145</u>	210.7	5:20.004
4	<u>1:38.355</u>	<u>22.524</u>	<u>49.174</u>	<u>26.657</u>	212.0	6:58.359
5	<u>1:36.687</u>	<u>22.374</u>	<u>47.663</u>	<u>26.650</u>	211.4	8:35.046




F4Spain

ROUND 1 - VALENCIA

Qualifying 1

Sector Analysis

_ Invalidated Lap							■ Personal Best							■ Session Best							■ Crossing the pit lane							
Lap	Time	Sector 1	Sector 2	Sector 3	T.Sp	Elapsed	Lap	Time	Sector 1	Sector 2	Sector 3	T.Sp	Elapsed	Lap	Time	Sector 1	Sector 2	Sector 3	T.Sp	Elapsed	Lap	Time	Sector 1	Sector 2	Sector 3	T.Sp	Elapsed	
6	1:36.268	<u>22.239</u>	47.104	26.925	211.4	10:11.314	6	1:36.663	22.520	47.469	26.674	212.0	10:33.438	6	1:36.663	22.520	47.469	26.674	212.0	10:33.438	6	1:36.663	22.520	47.469	26.674	212.0	10:33.438	
7	1:35.327	<u>22.064</u>	46.961	26.302	212.7	11:46.641	7	1:35.778	22.188	47.166	26.424	211.4	12:09.216	7	1:35.778	22.188	47.166	26.424	211.4	12:09.216	7	1:35.778	22.188	47.166	26.424	211.4	12:09.216	
8	1:35.103	<u>21.918</u>	46.813	26.372	213.3	13:21.744	8	1:35.461	<u>22.118</u>	47.048	26.295	212.7	13:44.677	8	1:35.461	<u>22.118</u>	47.048	26.295	212.7	13:44.677	8	1:35.461	<u>22.118</u>	47.048	26.295	212.7	13:44.677	
9	1:35.078	<u>21.941</u>	46.779	26.358	213.3	14:56.822	9	1:35.218	<u>22.187</u>	46.665	26.366	211.4	15:19.895	9	1:35.218	<u>22.187</u>	46.665	26.366	211.4	15:19.895	9	1:35.218	<u>22.187</u>	46.665	26.366	211.4	15:19.895	
10	1:35.163	22.048	46.664	26.451	212.7	16:31.985	10	1:35.023	<u>22.036</u>	46.684	26.303	211.4	16:54.918	10	1:35.023	<u>22.036</u>	46.684	26.303	211.4	16:54.918	10	1:35.023	<u>22.036</u>	46.684	26.303	211.4	16:54.918	
11	1:36.105	<u>22.044</u>	47.302	26.759	212.0	18:08.090	11	1:39.739	<u>22.208</u>	51.090	26.441	208.8	18:34.657	11	1:39.739	<u>22.208</u>	51.090	26.441	208.8	18:34.657	11	1:39.739	<u>22.208</u>	51.090	26.441	208.8	18:34.657	
12	1:34.976	<u>21.995</u>	46.601	26.380	211.4	19:43.066	12	1:40.608	B	<u>22.052</u>	47.169	<u>31.387</u>	212.7	20:15.265	12	1:40.608	B	<u>22.052</u>	47.169	<u>31.387</u>	212.7	20:15.265						
13	1:35.322	22.057	46.762	26.503	210.7	21:18.388																						
73 Fausto ARNAUDO ARG Monlau Motorsport TATUUS T-421							80 Sebastián FRIGOLET MEX DXR TATUUS T-421							81 Noah MONTEIRO PRT Griffin Core TATUUS T-421							83 Alfons MIETTINEN FIN GRS Team TATUUS T-421							
1	5:43.022	4:17.031	56.384	29.607		5:43.022	1	1:57.317	32.965	54.759	29.593		1:57.317	1	4:45.685	B	3:00.528	1:01.963	43.194		4:45.685	1	5:39.058	4:12.733	56.858	29.467		5:39.058
2	1:45.500	25.457	51.125	28.918	170.2	7:28.522	2	1:42.204	24.906	49.745	27.553	205.1	3:39.521	2	4:36.248	3:12.229	50.330	33.689		9:21.933	2	1:44.065	24.874	51.165	28.026	197.5	7:23.123	
3	1:39.869	23.237	47.884	28.748	203.3	9:08.391	3	1:39.499	23.246	49.064	27.189	208.8	5:19.020	3	1:38.544	22.897	48.434	27.213	208.8	11:00.477	3	1:40.025	23.196	48.702	28.127	212.7	9:03.148	
4	1:36.585	22.956	47.207	26.422	210.1	10:44.976	4	1:38.381	23.224	48.277	26.880	212.7	6:57.401	4	1:35.712	22.452	47.601	26.659	214.7	9:36.842	4	1:37.326	22.655	47.865	26.806	213.3	10:40.474	
5	1:35.132	22.119	46.775	26.238	212.7	12:20.108	5	1:36.310	22.561	47.295	26.454	210.1	8:33.711	5	1:35.616	22.158	46.934	26.524	212.7	11:12.458	5	1:36.275	22.202	47.471	26.602	212.0	12:16.749	
6	1:34.811	22.013	46.625	26.173	212.0	13:54.919	6	1:36.402	22.145	47.197	27.060	212.0	10:10.113	6	1:35.549	22.080	47.003	26.466	212.7	12:48.007	6	1:35.811	22.193	47.069	26.549	213.3	13:52.560	
7	1:34.867	22.073	46.461	26.333	212.7	15:29.786	7	1:35.412	22.260	46.804	26.348	213.3	11:45.525	7	1:35.455	22.311	46.812	26.332	212.0	14:23.462	7	1:35.653	22.140	47.029	26.484	214.7	15:28.213	
8	1:34.652	21.877	46.501	26.264	212.7	17:04.438	8	1:35.126	<u>22.079</u>	46.733	26.314	213.3	13:20.651	8	1:35.341	22.049	46.834	26.458	213.3	15:58.803	8	1:34.314	21.926	46.261	26.127	214.7	15:45.367	
9	1:36.950	21.979	47.923	27.048	212.7	18:41.388	9	1:35.024	22.064	46.650	26.310	213.3	14:55.675	9	1:35.110	22.006	46.723	26.381	212.0	17:33.913	9	1:34.101	21.722	46.317	26.062	212.7	18:53.535	
10	1:35.304	21.998	46.707	<u>26.599</u>	212.7	20:16.692	10	1:34.737	22.007	46.438	26.292	212.7	16:30.412	10	1:34.958	21.906	46.732	26.320	212.7	19:08.871	10	1:34.958	21.906	46.732	26.320	212.7	19:08.871	
74 Pablo RICCOBONO ESP GRS Team TATUUS T-421							82 Miki BLASCOS ESP Monlau Motorsport TATUUS T-421							84 Maria NETO PRT TC Racing TATUUS T-421														
1	4:39.154	3:12.138	55.451	31.565		4:39.154	1	5:33.953	4:08.043	55.547	30.363		5:33.953	1	2:04.160	37.839	56.567	29.754		2:04.160	1	5:33.953	4:08.043	55.547	30.363		5:33.953	
2	1:42.452	24.676	50.084	27.692	199.8	6:21.606	2	1:44.195	25.302	50.236	28.657	180.9	7:18.148	2	1:44.080	<u>25.416</u>	<u>50.595</u>	<u>28.069</u>	166.6	3:48.240	2	1:44.065	24.874	51.165	28.026	197.5	7:23.123	
3	1:38.524	22.927	48.071	27.526	212.7	8:00.130	3	1:43.231	23.461	49.826	29.944	194.7	9:01.379	3	1:43.493	<u>24.288</u>	<u>51.284</u>	<u>27.921</u>	208.2	5:31.733	3	1:40.025	23.196	48.702	28.127	212.7	9:03.148	
4	1:36.712	22.452	47.601	26.659	214.7	9:36.842	4	1:37.229	22.594	47.622	27.013	212.0	10:38.608	4	1:36.585	22.956	47.207	26.422	210.1	10:44.976	4	1:37.326	22.655	47.865	26.806	213.3	10:40.474	
5	1:35.616	22.158	46.934	26.524	212.7	11:12.458	5	1:35.033	22.033	46.654	26.346	212.7	12:13.641	5	1:35.078	<u>21.941</u>	46.779	26.358	213.3	14:56.822	5	1:36.275	22.202	47.471	26.602	212.0	12:16.749	
6	1:35.549	22.080	47.003	26.466	212.7	12:48.007	6	1:34.737	21.882	46.614	26.241	213.3	13:48.378	6	1:35.163	22.048	46.664	26.451	212.7	16:31.985	6	1:35.811	22.193	47.069	26.549	213.3	13:52.560	
7	1:35.455	22.311	46.812	26.332	212.0	14:23.462								7	1:34.811	22.013	46.625	26.173	212.0	13:54.919	7	1:35.653	22.140	47.029	26.484	214.7	15:28.213	
8	1:35.341	22.049	46.834	26.458	213.3	15:58.803								8	1:34.867	22.073	46.461	26.333	212.7	15:29.786	8	1:35.564	22.189	46.985	26.390	211.4	17:03.777	
9	1:35.110	22.006	46.723	26.381	212.0	17:33.913								9	1:34.652	21.877	46.501	26.264	212.7	17:04.438	9	1:35.438	22.050	46.951	26.437	208.8	18:39.215	
10	1:34.958	21.906	46.732	26.320	212.7	19:08.871								10	1:34.976	<u>21.995</u>	46.601	26.380	211.4	19:43.066	10	1:35.745	22.187	47.112	26.446	214.0	20:14.960	
11	1:34.954	21.897	46.595	26.462	211.4	20:43.825																						



F4Spain
ROUND 1 - VALENCIA
Qualifying 1


Sector Analysis

— Invalidated Lap ■ Personal Best ■ Session Best **B** Crossing the pit lane

Lap	Time	Sector 1	Sector 2	Sector 3	T.Sp	Elapsed	Lap	Time	Sector 1	Sector 2	Sector 3	T.Sp	Elapsed
7	1:34.516	21.962	46.392	26.162	214.0	15:22.894							
8	1:34.490	21.883	46.418	26.189	213.3	16:57.384							
9	1:34.448	21.858	46.436	26.154	213.3	18:31.832							
10	1:34.617	21.814	46.514	26.289	214.0	20:06.449							



94 **Jorden MOODLEY** ZAF
G4 Racing TATUUS T-421


1	2:05.124	38.252	56.593	30.279		2:05.124
2	<u>1:43.714</u>	<u>25.079</u>	<u>50.682</u>	<u>27.953</u>	205.1	3:48.838
3	<u>1:39.678</u>	<u>23.263</u>	<u>48.821</u>	<u>27.594</u>	210.1	5:28.516
4	<u>1:38.428</u>	<u>22.666</u>	<u>48.158</u>	<u>27.604</u>	209.5	7:06.944
5	<u>1:39.512</u>	<u>23.528</u>	<u>48.799</u>	<u>27.185</u>	214.0	8:46.456
6	<u>1:37.163</u>	22.332	<u>47.662</u>	27.169	214.7	10:23.619
7	<u>1:36.256</u>	<u>22.294</u>	<u>47.293</u>	<u>26.669</u>	213.3	11:59.875
8	<u>1:36.112</u>	22.264	<u>47.319</u>	26.529	212.0	13:35.987
9	<u>1:36.112</u>	<u>22.395</u>	<u>47.157</u>	<u>26.560</u>	210.7	15:12.099
10	<u>1:36.882</u>	<u>22.128</u>	<u>47.355</u>	<u>27.399</u>	210.1	16:48.981
11	<u>1:38.991</u>	<u>22.179</u>	<u>50.143</u>	26.669	214.0	18:27.972
12	<u>1:36.116</u>	<u>22.303</u>	47.159	26.654	211.4	20:04.088



F4Spain
ROUND 1 - VALENCIA
Qualifying 1

Flag Analysis


Flag	Time
 GREEN FLAG	09:00:00.000
 CHEQUERED FLAG	09:20:00.000



F4Spain ROUND 1 - VALENCIA Qualifying 1

Track Limits Analysis

No	Driver	Team	T.L. Nr	Camera	Lap	Time	
5	Sandro PEREZ	TC Racing	1	Turn 1	3	09:04:36.720	
5	Sandro PEREZ	TC Racing	2	Turn 4	6	09:09:47.645	
5	Sandro PEREZ	TC Racing	3	Turn 4	11	09:19:45.983	
						Total Infractions:	3
7	Felipe REIJS	MP Motorsport	1	Turn 4	11	09:20:13.374	
						Total Infractions:	1
10	Luna FLUXÁ	Campos Racing	1	Turn 4	4	09:08:21.225	
10	Luna FLUXÁ	Campos Racing	2	Turn 4	9	09:16:19.435	
						Total Infractions:	2
13	Rodrigo MARTÍNEZ	Tecnicar	1	Turn 1	4	09:08:54.719	
13	Rodrigo MARTÍNEZ	Tecnicar	2	Turn 1	5	09:10:35.178	
13	Rodrigo MARTÍNEZ	Tecnicar	3	Turn 4	8	09:15:45.767	
						Total Infractions:	3
15	Jensen BURNETT	KCL Motorsport	1	Turn 4	4	09:09:23.789	
						Total Infractions:	1
18	Zoe FLORESCU	Tecnicar	1	Turn 4	11	09:20:07.503	
						Total Infractions:	1
21	Borys LYZEN	KCL Motorsport	1	Turn 2	4	09:09:17.533	
21	Borys LYZEN	KCL Motorsport	2	Turn 14	4	09:10:24.494	
						Total Infractions:	1
22	Vivek KANTHAN	Griffin Core	1	Turn 1	7	09:12:44.175	
22	Vivek KANTHAN	Griffin Core	2	Turn 1	9	09:15:53.578	
						Total Infractions:	2
27	Alexander CHARTIER	Monlau Motorsport	1	Turn 4	5	09:11:08.031	
27	Alexander CHARTIER	Monlau Motorsport	2	Turn 4	9	09:17:28.510	
27	Alexander CHARTIER	Monlau Motorsport	3	Turn 11	10	09:19:41.291	
						Total Infractions:	3
32	Simón BULBARELLA	Drivex	1	Turn 4	8	09:14:49.520	
						Total Infractions:	1
37	Ty FISHER	Griffin Core	1	Turn 4	11	09:19:20.914	
						Total Infractions:	1
38	Daniel KELLEHER	Campos Racing	1	Turn 1	6	09:11:18.840	
38	Daniel KELLEHER	Campos Racing	2	Turn 2	8	09:14:38.088	
38	Daniel KELLEHER	Campos Racing	3	Turn 4	11	09:19:29.983	
						Total Infractions:	3
39	Louis COCHET	KCL Motorsport	1	Turn 4	4	09:09:12.376	
39	Louis COCHET	KCL Motorsport	2	Turn 4	11	09:20:16.982	
						Total Infractions:	2
40	Kasper SCHORMANS	MP Motorsport	1	Turn 4	1	09:04:31.829	
						Total Infractions:	1
44	Elliot KACZYNSKI	Drivex	1	Turn 1	7	09:12:55.314	
44	Elliot KACZYNSKI	Drivex	2	Turn 4	8	09:14:48.173	
						Total Infractions:	2
46	Nathan TYE	Drivex	1	Turn 1	11	09:19:11.179	
						Total Infractions:	1
71	Sam URUS	DXR	1	Turn 4	5	09:07:28.113	
71	Sam URUS	DXR	2	Turn 2	6	09:08:56.015	



F4Spain ROUND 1 - VALENCIA Qualifying 1

Track Limits Analysis

No	Driver	Team	T.L. Nr	Camera	Lap	Time	
71	Sam URUS	DXR	3	Turn 4	10	09:15:26.252	
71	Sam URUS	DXR	4	Turn 14	13	09:21:10.825	
						Total Infractions:	4
73	Fausto ARNAUDO	Monlau Motorsport	1	Turn 14	10	09:20:09.025	
						Total Infractions:	1
74	Pablo RICCOBONO	GRS Team	1	Turn 4	3	09:06:52.045	
74	Pablo RICCOBONO	GRS Team	2	Turn 4	5	09:10:06.966	
74	Pablo RICCOBONO	GRS Team	3	Turn 4	6	09:11:42.021	
						Total Infractions:	3
78	María NETO	TC Racing	1	Turn 4	6	09:09:26.660	
78	María NETO	TC Racing	2	Turn 4	7	09:11:03.059	
78	María NETO	TC Racing	3	Turn 2	10	09:15:40.821	
78	María NETO	TC Racing	4	Turn 4	10	09:15:49.373	
78	María NETO	TC Racing	5	Turn 2	11	09:17:15.824	
78	María NETO	TC Racing	6	Turn 4	11	09:17:24.842	
						Total Infractions:	4
80	Sebastián FRIGOLET	DXR	1	Turn 2	8	09:12:06.069	
80	Sebastián FRIGOLET	DXR	2	Turn 4	11	09:16:59.787	
						Total Infractions:	2
83	Alfons MIETTINEN	GRS Team	1	Turn 4	7	09:14:22.380	
						Total Infractions:	1
88	Miki BLASCOS	Monlau Motorsport	1	Turn 4	5	09:11:08.031	
						Total Infractions:	1
94	Jorden MOODLEY	G4 Racing	1	Turn 4	6	09:09:16.313	
94	Jorden MOODLEY	G4 Racing	2	Turn 4	8	09:12:29.443	
94	Jorden MOODLEY	G4 Racing	3	Turn 2	11	09:17:09.880	
94	Jorden MOODLEY	G4 Racing	4	Turn 4	11	09:17:18.562	
94	Jorden MOODLEY	G4 Racing	5	Turn 1	12	09:18:39.369	
						Total Infractions:	4

TOTAL TRACK LIMITS: 52


Published at:10:25.....

Track Limits Operator:

Daphne FERNÁNDEZ
OD-1537-ESP-CAT







DAPHNE FERNANDEZ OD-1537-ESP/CAT




F4Spain
ROUND 1 - VALENCIA
Qualifying 1
Final Race Director Report

Hour	Flag	Message
08:01:06		SAFETY CAR EXERCISE
08:53:32		F4 - PIT LANE WILL BE OPEN AT 9:00
08:53:48		TRACK TEMPERATURE 20.3C - AIR TEMPERATURE 14.2C - HUMIDITY 47%
08:58:00		FAST LANE OPEN
09:00:00		PIT LANE OPEN
09:20:01		CHEQUERED FLAG
09:20:35		TRACK LIMITS SYSTEM OPERATING - RESULTS MAY CHANGE
09:21:54		CARS & DRIVERS #22 #23 #25 #83 PROCEED TO THE SCRUTINEERING BAY IMMEDIATELY AFTER SESSION

Published at: ...10:25

			Timekeeper: Alberto ESTÉBANEZ	
Mr. Dennis Dean Chair of the Stewards	Mrs. Noelia Franco Steward	Mrs. Laura Casas Steward		

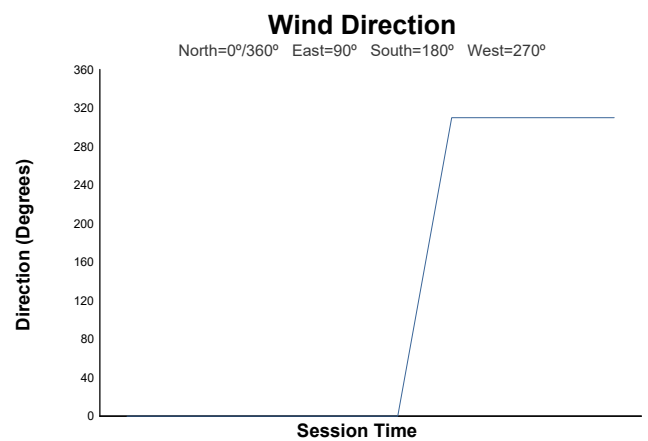
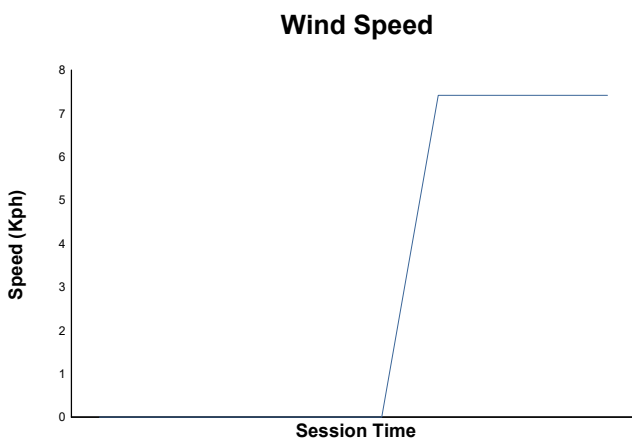
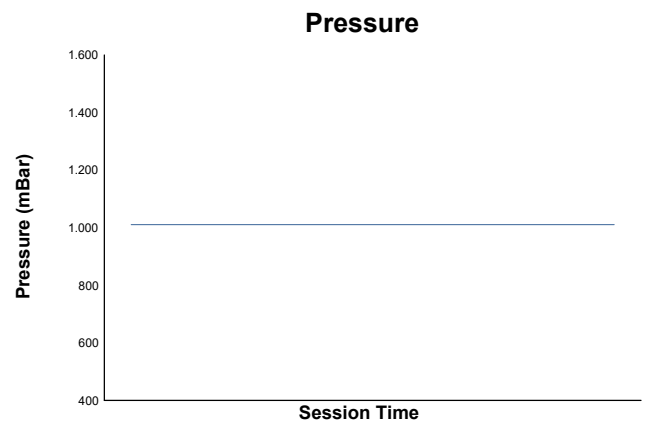
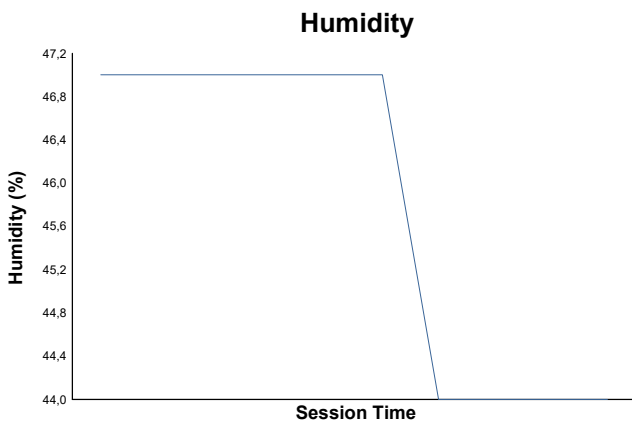
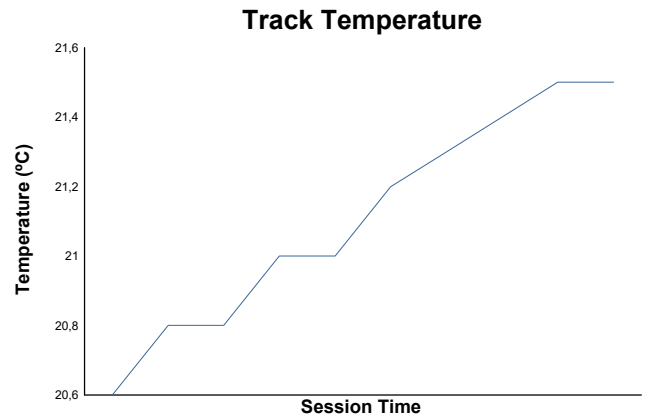
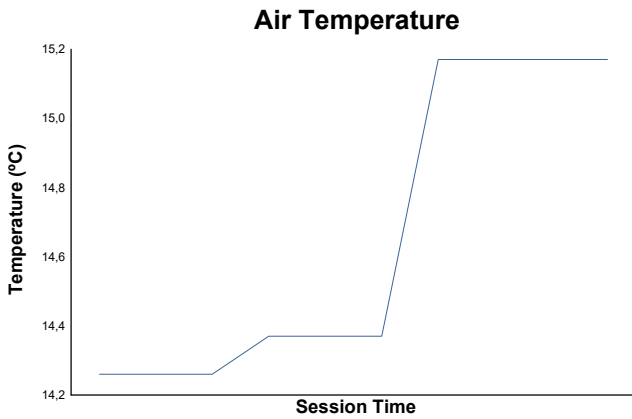


ROUND 1 - VALENCIA

F4Spain


Qualifying 1

Weather Report



Track Status: **DRY**





F4Spain
ROUND 1 - VALENCIA
Race 1 (30 Minutes +1 Lap)





Final Starting Grid


Jorden MOODLEY	G4 Racing	94	- 17 -	78	TC Racing	Maria NETO
1:37.003 Alexander CHARTIER	Monlau Motorsport	27	- 16 -	71	DXR	Sam URUS
1:35.438 Alfons MIETTINEN	GRS Team	83	- 15 -	13	Tecnicar	Rodrigo MARTÍNEZ 1:36.850
1:35.030 Sandro PEREZ	TC Racing	5	- 14 -	73	Monlau Motorsport	Fausto ARNAUDO 1:35.132
1:34.827 Max RADECK	DXR	28	- 13 -	74	GRS Team	Pablo RICCOBONO 1:34.954
1:34.695 Felipe REIJS	MP Motorsport	7	- 12 -	9	G4 Racing	Jean Paul KARRAS 1:34.705
1:34.646 Luna FLUXÁ	Campos Racing	10	- 11 -	80	DXR	Sebastián FRIGOLET 1:34.693
1:34.594 Louis COCHET	KCL Motorsport	39	- 10 -	18	Tecnicar	Zoe FLORESCU 1:34.617
1:34.448 Miki BLASCOS	Monlau Motorsport	88	- 9 -	32	Drivex	Simón BULBARELLA 1:34.564
1:34.448 Daniel KELLEHER	Campos Racing	38	- 8 -	8	Campos Racing	Jacob MICALLEF 1:34.380
1:34.412 Beau LOWETTE	TC Racing	24	- 7 -	46	Drivex	Nathan TYE 1:34.433
1:34.163 Philippe Armand KARRAS	G4 Racing	12	- 6 -	40	MP Motorsport	Kasper SCHORMANS 1:34.288
1:34.063 Borys LYZEN	KCL Motorsport	21	- 5 -	17	T-Code by Amtog	Nacho TUÑÓN 1:34.097
1:34.034 Jensen BURNETT	KCL Motorsport	15	- 4 -	77	T-Code by Amtog	Andrej PETROVIC 1:34.036
1:33.989 Ty FISHER	Griffin Core	37	- 3 -	44	Drivex	Elliot KACZYNSKI 1:34.016
1:33.897 Aleix PIÑERA	Tecnicar	25	- 2 -	81	Griffin Core	Noah MONTEIRO 1:33.978
1:33.815 Vivek KANTHAN	Griffin Core	22	- 1 -	23	MP Motorsport	Rocco CORONEL 1:33.825

Pole

CAR #8 - DROP OF 3 GRID POSITIONS - STEWARDS DECISION N°10

Published at:10:30.....

 Mr. Dennis Dean Chair of the Stewards	 Mrs. Noelia Franco Steward	 Mrs. Laura Casas Steward	Timekeeper: Alberto ESTÉBANEZ 
---	--	--	--



F4Spain
ROUND 1 - VALENCIA
Race 1 (30 Minutes + 1 Lap)

Final Classification





No	Driver	Nat	Team	Car	Cl.	Laps	Total Time	Gap	Kph	Best Lap		
										Lap	Time	Kph
1	23 Rocco CORONEL	NLD	MP Motorsport	TATUUS T-421	R	19	31:45.207	-	143.8	7	1:34.579	152.4
2	25 Aleix PIÑERA	ESP	Tecnicar	TATUUS T-421	R	19	31:46.063	+0.856	143.7	8	1:34.505	152.6
3	81 Noah MONTEIRO	PRT	Griffin Core	TATUUS T-421		19	31:46.949	+1.742	143.7	9	1:34.837	152.0
4	37 Ty FISHER	CAN	Griffin Core	TATUUS T-421	R	19	31:48.151	+2.944	143.6	8	1:34.885	152.0
5	44 Elliot KACZYNSKI	SWE	Drivex	TATUUS T-421	R	19	31:52.595	+7.388	143.2	9	1:34.935	151.9
6	40 Kasper SCHORMANS	NLD	MP Motorsport	TATUUS T-421	R	19	31:53.659	+8.452	143.2	10	1:35.073	151.7
7	77 Andrej PETROVIC	SRB	T-Code by Amtog	TATUUS T-421		19	31:54.021	+8.814	143.1	10	1:34.902	151.9
8	46 Nathan TYE	GBR	Drivex	TATUUS T-421		19	31:54.106	+8.899	143.1	9	1:35.099	151.6
9	21 Borys LYZEN	POL	KCL Motorsport	TATUUS T-421	R	19	31:54.611	+9.404	143.1	9	1:35.069	151.7
10	22 Vivek KANTHAN	USA	Griffin Core	TATUUS T-421		19	31:56.253	+11.046	143.0	8	1:34.351	152.8
11	88 Miki BLASCOS	ESP	Monlau Motorsport	TATUUS T-421	R	19	31:56.393	+11.186	142.9	9	1:35.081	151.6
12	38 Daniel KELLEHER	IRE	Campos Racing	TATUUS T-421	R	19	31:56.927	+11.720	142.9	11	1:35.086	151.6
13	32 Simón BULBARELLA	ARG	Drivex	TATUUS T-421	R	19	32:01.799	+16.592	142.5	9	1:35.252	151.4
14	24 Beau LOWETTE	BEL	TC Racing	TATUUS T-421	R	19	32:02.037	+16.830	142.5	11	1:35.310	151.3
15	7 Felipe REIJS	NLD	MP Motorsport	TATUUS T-421	R	19	32:03.314	+18.107	142.4	11	1:35.483	151.0
16	80 Sebastián FRIGOLET	MEX	DXR	TATUUS T-421	R	19	32:03.882	+18.675	142.4	11	1:35.532	150.9
17	10 Luna FLUXÁ	ESP	Campos Racing	TATUUS T-421	R	19	32:07.697	+22.490	142.1	10	1:35.352	151.2
18	28 Max RADECK	PRT	DXR	TATUUS T-421	R	19	32:10.604	+25.397	141.9	11	1:35.262	151.4
19	9 Jean Paul KARRAS	GRC	G4 Racing	TATUUS T-421	R	19	32:11.553	+26.346	141.8	13	1:35.861	150.4
20	73 Fausto ARNAUDO	ARG	Monlau Motorsport	TATUUS T-421	R	19	32:12.285	+27.078	141.8	13	1:35.706	150.6
21	39 Louis COCHET	NLD	KCL Motorsport	TATUUS T-421	R	19	32:13.266	+28.059	141.7	15	1:35.539	150.9
22	8 Jacob MICALLEF	MLT	Campos Racing	TATUUS T-421	R	19	32:13.985	+28.778	141.6	16	1:35.597	150.8
23	12 Philippe Armand KARRAS	GRC	G4 Racing	TATUUS T-421	R	19	32:18.693	+33.486	141.3	16	1:35.587	150.8
24	71 Sam URUS	MCO	DXR	TATUUS T-421	R	19	32:20.477	+35.270	141.2	16	1:35.962	150.2
25	27 Alexander CHARTIER	ITA	Monlau Motorsport	TATUUS T-421	R	19	32:27.825	+42.618	140.6	11	1:35.593	150.8
26	83 Alfons MIETTINEN	FIN	GRS Team	TATUUS T-421	R	19	32:33.620	+48.413	140.2	9	1:36.673	149.1
27	94 Jordan MOODLEY	ZAF	G4 Racing	TATUUS T-421		19	32:36.519	+51.312	140.0	17	1:36.695	149.1
28	74 Pablo RICCOBONO	ESP	GRS Team	TATUUS T-421		19	32:36.948	+51.741	140.0	9	1:35.426	151.1
29	78 Maria NETO	PRT	TC Racing	TATUUS T-421	R	19	32:41.865	+56.658	139.6	18	1:36.783	149.0
30	17 Nacho TUÑÓN	ESP	T-Code by Amtog	TATUUS T-421	R	19	32:42.973	+57.766	139.6	8	1:34.694	152.3
31	5 Sandro PEREZ	ESP	TC Racing	TATUUS T-421	R	19	32:46.601	+1:01.394	139.3	11	1:35.971	150.2
32	15 Jensen BURNETT	CAN	KCL Motorsport	TATUUS T-421	R	19	32:58.656	+1:13.449	138.4	15	1:34.925	151.9
Not classified												
18	Zoe FLORESCU	ROU	Tecnicar	TATUUS T-421	R	4	8:14.886			2	1:51.064	129.8
13	Rodrigo MARTÍNEZ	MEX	Tecnicar	TATUUS T-421	R	1	1:53.015					


Pole Position:	Vivek KANTHAN	1:33.815	153.7 Kph
Fastest Lap:	Lap8 Vivek KANTHAN	1:34.351	152.8 Kph

CAR #10, #12, #28, #77 & #78 - TIME PENALTY OF 5 SECONDS - TRACK LIMITS
 CAR #27 - TIME PENALTY OF 5 + 10 SECONDS - TRACK LIMITS
 CARS #5 & #74 - TIME PENALTY OF 5 + 10 + 15 SECONDS - TRACK LIMITS
 CAR #15 - TIME PENALTY OF 10 SECONDS - STEWARDS DECISION N°12
 CAR #22 - TIME PENALTY OF 5 SECONDS - STEWARDS DECISION N°13
 CAR #22 - TIME PENALTY OF 10 SECONDS - STEWARDS DECISION N°14 - PENDING TO APPEAL
 CAR #5 - DROP OF 3 GRID POSITIONS IN THE NEXT RACE THE DRIVER PARTICIPATES - STEWARDS DECISION N°15

Published at:19:30.....

Track Status: **DRY**

 Mr. Dennis Dean Chair of the Stewards	 Mrs. Noelia Franco Steward	 Mrs. Laura Casas Steward	Timekeeper: Alberto ESTÉBANEZ 
---	--	--	--



F4Spain

ROUND 1 - VALENCIA

Race 1 (30 Minutes + 1 Lap)





Final Classification by Class


No	Driver	Nat	Team	Car	Laps	Total Time	Gap	Kph	Best Lap		
									Lap	Time	Kph
R											
1	23 Rocco CORONEL	NLD	MP Motorsport	TATUUS T-421	19	31:45.207		143.8	7	1:34.579	152.4
2	25 Aleix PIÑERA	ESP	Tecnicar	TATUUS T-421	19	31:46.063	+0.856	143.7	8	1:34.505	152.6
3	37 Ty FISHER	CAN	Griffin Core	TATUUS T-421	19	31:48.151	+2.944	143.6	8	1:34.885	152.0
4	44 Elliot KACZYNSKI	SWE	Drivex	TATUUS T-421	19	31:52.595	+7.388	143.2	9	1:34.935	151.9
5	40 Kasper SCHORMANS	NLD	MP Motorsport	TATUUS T-421	19	31:53.659	+8.452	143.2	10	1:35.073	151.7
6	21 Borys LYZEN	POL	KCL Motorsport	TATUUS T-421	19	31:54.611	+9.404	143.1	9	1:35.069	151.7
7	88 Miki BLASCOS	ESP	Monlau Motorsport	TATUUS T-421	19	31:56.393	+11.186	142.9	9	1:35.081	151.6
8	38 Daniel KELLEHER	IRE	Campos Racing	TATUUS T-421	19	31:56.927	+11.720	142.9	11	1:35.086	151.6
9	32 Simón BULBARELLA	ARG	Drivex	TATUUS T-421	19	32:01.799	+16.592	142.5	9	1:35.252	151.4
10	24 Beau LOWETTE	BEL	TC Racing	TATUUS T-421	19	32:02.037	+16.830	142.5	11	1:35.310	151.3
11	7 Felipe REIJS	NLD	MP Motorsport	TATUUS T-421	19	32:03.314	+18.107	142.4	11	1:35.483	151.0
12	80 Sebastián FRIGOLET	MEX	DXR	TATUUS T-421	19	32:03.882	+18.675	142.4	11	1:35.532	150.9
13	10 Luna FLUXÁ	ESP	Campos Racing	TATUUS T-421	19	32:07.697	+22.490	142.1	10	1:35.352	151.2
14	28 Max RADECK	PRT	DXR	TATUUS T-421	19	32:10.604	+25.397	141.9	11	1:35.262	151.4
15	73 Fausto ARNAUDO	ARG	Monlau Motorsport	TATUUS T-421	19	32:12.285	+27.078	141.8	13	1:35.706	150.6
16	39 Louis COCHET	NLD	KCL Motorsport	TATUUS T-421	19	32:13.266	+28.059	141.7	15	1:35.539	150.9
17	8 Jacob MICALLEF	MLT	Campos Racing	TATUUS T-421	19	32:13.985	+28.778	141.6	16	1:35.597	150.8
18	71 Sam URUS	MCO	DXR	TATUUS T-421	19	32:20.477	+35.270	141.2	16	1:35.962	150.2
19	27 Alexander CHARTIER	ITA	Monlau Motorsport	TATUUS T-421	19	32:27.825	+42.618	140.6	11	1:35.593	150.8
20	83 Alfons MIETTINEN	FIN	GRS Team	TATUUS T-421	19	32:33.620	+48.413	140.2	9	1:36.673	149.1
21	78 Maria NETO	PRT	TC Racing	TATUUS T-421	19	32:41.865	+56.658	139.6	18	1:36.783	149.0
22	5 Sandro PEREZ	ESP	TC Racing	TATUUS T-421	19	32:46.601	+1'01.394	139.3	11	1:35.971	150.2
23	15 Jensen BURNETT	CAN	KCL Motorsport	TATUUS T-421	19	32:58.656	+1'13.449	138.4	15	1:34.925	151.9
Not classified											
18	Zoe FLORESCU	ROU	Tecnicar	TATUUS T-421	4	8:14.886	15 Laps		2	1:51.064	129.8
13	Rodrigo MARTÍNEZ	MEX	Tecnicar	TATUUS T-421	1	1:53.015	18 Laps				

CAR #10, #12, #28, #77 & #78 - TIME PENALTY OF 5 SECONDS - TRACK LIMITS
 CAR #27 - TIME PENALTY OF 5 + 10 SECONDS - TRACK LIMITS
 CARS #5 & #74 - TIME PENALTY OF 5 + 10 + 15 SECONDS - TRACK LIMITS
 CAR #15 - TIME PENALTY OF 10 SECONDS - STEWARDS DECISION N°12
 CAR #22 - TIME PENALTY OF 5 SECONDS - STEWARDS DECISION N°13
 CAR #22 - TIME PENALTY OF 10 SECONDS - STEWARDS DECISION N°14 - PENDING TO APPEAL
 CAR #5 - DROP OF 3 GRID POSITIONS IN THE NEXT RACE THE DRIVER PARTICIPATES - STEWARDS DECISION N°15

Published at:19:30.....

Track Status: **DRY**


 Mr. Dennis Dean Chair of the Stewards	 Mrs. Noelia Franco Steward	 Mrs. Laura Casas Steward	Timekeeper: Alberto ESTÉBANEZ	
---	--	--	---	---



F4Spain ROUND 1 - VALENCIA Race 1

Best Sector Times


Sector 1			Sector 2			Sector 3			Pos	No Driver	Ideal Lap	Best Lap
Pos	No Driver	Time	No Driver	Time	No Driver	Time	Pos	No Driver				
1	22 V.KANTHAN	21.875	22 V.KANTHAN	46.356	25 A.PIÑERA	26.090	1	22 V.KANTHAN	1:34.351	1:34.351	(1)	
2	25 A.PIÑERA	21.886	23 R.CORONEL	46.456	22 V.KANTHAN	26.120	2	25 A.PIÑERA	1:34.495	1:34.505	(2)	
3	44 E.KACZYNSKI	21.904	17 N.TUÑÓN	46.481	23 R.CORONEL	26.128	3	23 R.CORONEL	1:34.544	1:34.579	(3)	
4	81 N.MONTEIRO	21.926	25 A.PIÑERA	46.519	81 N.MONTEIRO	26.130	4	81 N.MONTEIRO	1:34.647	1:34.837	(5)	
5	15 J.BURNETT	21.958	81 N.MONTEIRO	46.591	17 N.TUÑÓN	26.133	5	17 N.TUÑÓN	1:34.653	1:34.694	(4)	
6	23 R.CORONEL	21.960	15 J.BURNETT	46.613	37 T.FISHER	26.144	6	37 T.FISHER	1:34.762	1:34.885	(6)	
7	77 A.PETROVIC	21.967	37 T.FISHER	46.629	38 D.KELLEHER	26.182	7	15 J.BURNETT	1:34.806	1:34.925	(8)	
8	7 F.REIJS	21.985	77 A.PETROVIC	46.650	77 A.PETROVIC	26.209	8	77 A.PETROVIC	1:34.826	1:34.902	(7)	
9	37 T.FISHER	21.989	46 N.TYE	46.679	44 E.KACZYNSKI	26.229	9	44 E.KACZYNSKI	1:34.863	1:34.935	(9)	
10	40 K.SCHORMANS	21.990	40 K.SCHORMANS	46.697	15 J.BURNETT	26.235	10	46 N.TYE	1:34.920	1:35.099	(14)	
11	46 N.TYE	21.990	38 D.KELLEHER	46.707	21 B.LYZEN	26.241	11	38 D.KELLEHER	1:34.943	1:35.086	(13)	
12	88 M.BLASCOS	21.998	44 E.KACZYNSKI	46.730	46 N.TYE	26.251	12	40 K.SCHORMANS	1:34.964	1:35.073	(11)	
13	74 P.RICCOBONO	22.012	88 M.BLASCOS	46.741	88 M.BLASCOS	26.269	13	88 M.BLASCOS	1:35.008	1:35.081	(12)	
14	24 B.LOWETTE	22.023	21 B.LYZEN	46.755	40 K.SCHORMANS	26.277	14	21 B.LYZEN	1:35.043	1:35.069	(10)	
15	17 N.TUÑÓN	22.039	32 S.BULBARELLA	46.795	74 P.RICCOBONO	26.297	15	32 S.BULBARELLA	1:35.160	1:35.252	(15)	
16	28 M.RADECK	22.044	28 M.RADECK	46.801	32 S.BULBARELLA	26.308	16	74 P.RICCOBONO	1:35.162	1:35.426	(19)	
17	21 B.LYZEN	22.047	74 P.RICCOBONO	46.853	28 M.RADECK	26.319	17	28 M.RADECK	1:35.164	1:35.262	(16)	
18	27 A.CHARTIER	22.054	10 L.FLUXÁ	46.886	12 P.KARRAS	26.336	18	24 B.LOWETTE	1:35.276	1:35.310	(17)	
19	8 J.MICALLEF	22.054	12 P.KARRAS	46.888	24 B.LOWETTE	26.337	19	12 P.KARRAS	1:35.318	1:35.587	(23)	
20	38 D.KELLEHER	22.054	24 B.LOWETTE	46.916	80 S.FRIGOLET	26.378	20	10 L.FLUXÁ	1:35.352	1:35.352	(18)	
21	32 S.BULBARELLA	22.057	80 S.FRIGOLET	46.928	10 L.FLUXÁ	26.390	21	7 F.REIJS	1:35.359	1:35.483	(20)	
22	39 L.COCHET	22.073	7 F.REIJS	46.946	8 J.MICALLEF	26.400	22	80 S.FRIGOLET	1:35.392	1:35.532	(21)	
23	10 L.FLUXÁ	22.076	39 L.COCHET	46.951	27 A.CHARTIER	26.407	23	39 L.COCHET	1:35.433	1:35.539	(22)	
24	80 S.FRIGOLET	22.086	8 J.MICALLEF	47.034	39 L.COCHET	26.409	24	8 J.MICALLEF	1:35.488	1:35.597	(25)	
25	12 P.KARRAS	22.094	27 A.CHARTIER	47.088	7 F.REIJS	26.428	25	27 A.CHARTIER	1:35.549	1:35.593	(24)	
26	73 F.ARNAUDO	22.130	5 S.PEREZ	47.089	73 F.ARNAUDO	26.433	26	73 F.ARNAUDO	1:35.660	1:35.706	(26)	
27	71 S.URUS	22.149	73 F.ARNAUDO	47.097	5 S.PEREZ	26.448	27	5 S.PEREZ	1:35.701	1:35.971	(29)	
28	5 S.PEREZ	22.164	9 J.KARRAS	47.130	9 J.KARRAS	26.452	28	9 J.KARRAS	1:35.803	1:35.861	(27)	
29	9 J.KARRAS	22.221	71 S.URUS	47.175	71 S.URUS	26.480	29	71 S.URUS	1:35.804	1:35.962	(28)	
30	78 M.NETO	22.310	94 J.MOODLEY	47.484	78 M.NETO	26.575	30	83 A.MIETTINEN	1:36.441	1:36.673	(30)	
31	94 J.MOODLEY	22.320	83 A.MIETTINEN	47.507	83 A.MIETTINEN	26.603	31	94 J.MOODLEY	1:36.446	1:36.695	(31)	
32	83 A.MIETTINEN	22.331	78 M.NETO	47.577	94 J.MOODLEY	26.642	32	78 M.NETO	1:36.462	1:36.783	(32)	
33	18 Z.FLORESCU	22.458	18 Z.FLORESCU	49.194	18 Z.FLORESCU	27.115	33	18 Z.FLORESCU	1:38.767	1:51.064	(33)	



F4Spain ROUND 1 - VALENCIA Race 1

Best Top Speed


No Driver	Team	Class	Top 1		Top 2		Top 3		Top 4		Top 5		
			Kph	Lap	Kph	Lap	Kph	Lap	Kph	Lap	Kph	Lap	Avg
38 Daniel KELLEHER	Campos Racing	R	223.0	2	218.7	15	218.0	8	217.4	18	217.4	13	218,9
32 Simón BULBARELLA	Drivex	R	220.8	2	218.7	5	216.7	17	216.7	6	216.0	9	217,8
15 Jensen BURNETT	KCL Motorsport	R	220.1	6	217.4	9	217.4	5	214.0	19	214.0	7	216,6
27 Alexander CHARTIER	Monlau Motorsport	R	220.1	5	218.7	2	216.7	7	216.0	19	215.3	18	217,4
24 Beau LOWETTE	TC Racing	R	219.4	2	218.0	18	217.4	17	217.4	7	216.7	6	217,8
28 Max RADECK	DXR	R	219.4	2	216.7	13	216.7	6	216.0	15	216.0	8	217,0
8 Jacob MICALLEF	Campos Racing	R	218.7	13	218.7	5	217.4	15	216.7	6	216.0	14	217,5
12 Philippe Armand KARRAS	G4 Racing		218.7	9	218.0	8	218.0	7	216.7	15	216.7	11	217,6
88 Miki BLASCOS	Monlau Motorsport	R	218.7	2	216.7	5	216.0	8	215.3	14	215.3	6	216,4
74 Pablo RICCOBONO	GRS Team		218.0	5	216.7	8	216.7	6	216.0	7	213.3	18	216,1
83 Alfons MIETTINEN	GRS Team	R	218.0	6	216.0	15	215.3	13	215.3	12	215.3	5	216,0
9 Jean Paul KARRAS	G4 Racing		217.4	2	216.0	6	216.0	5	214.0	8	213.3	17	215,3
21 Borys LYZEN	KCL Motorsport	R	217.4	19	216.7	5	216.0	17	216.0	16	215.3	18	216,3
37 Ty FISHER	Griffin Core	R	217.4	7	216.7	11	216.7	5	216.0	6	215.3	18	216,4
39 Louis COCHET	KCL Motorsport	R	217.4	8	216.7	10	216.0	12	215.3	19	215.3	2	216,1
77 Andrej PETROVIC	T-Code by Amtog		217.4	19	216.7	7	216.0	18	216.0	2	215.3	13	216,3
7 Felipe REIJS	MP Motorsport	R	216.7	2	216.0	8	215.3	13	214.0	15	214.0	14	215,2
10 Luna FLUXÁ	Campos Racing	R	216.7	2	216.0	18	215.3	7	215.3	5	214.7	19	215,6
18 Zoe FLORESCU	Tecnicar	R	216.7	2	173.7	4	166.6	3					185,7
40 Kasper SCHORMANS	MP Motorsport	R	216.7	7	216.0	5	216.0	2	215.3	18	215.3	15	215,9
73 Fausto ARNAUDO	Monlau Motorsport	R	216.7	7	216.0	9	215.3	5	214.7	12	214.7	8	215,5
78 Maria NETO	TC Racing	R	216.7	5	216.0	17	215.3	15	215.3	7	214.7	16	215,6
80 Sebastián FRIGOLET	DXR	R	216.7	2	216.0	19	215.3	18	215.3	9	214.7	17	215,6
25 Aleix PIÑERA	Tecnicar	R	216.0	18	215.3	19	215.3	16	215.3	13	215.3	6	215,4
44 Elliot KACZYNSKI	Drivex	R	216.0	12	215.3	7	215.3	6	214.7	14	214.7	10	215,2
46 Nathan TYE	Drivex		216.0	2	214.7	6	214.7	5	214.0	18	214.0	13	214,7
71 Sam URUS	DXR	R	216.0	7	215.3	10	214.7	9	214.0	8	214.0	6	214,8
81 Noah MONTEIRO	Griffin Core		216.0	18	216.0	7	214.0	19	214.0	17	214.0	13	214,8
5 Sandro PEREZ	TC Racing	R	216.0	14	216.0	11	216.0	9	216.0	2	215.3	18	215,9
22 Vivek KANTHAN	Griffin Core		215.3	19	214.0	17	213.3	14	212.7	18	212.7	10	213,6
17 Nacho TUÑÓN	T-Code by Amtog		214.7	19	214.0	18	213.3	17	212.7	11	212.0	12	213,3
94 Jorden MOODLEY	G4 Racing		214.0	2	213.3	16	213.3	6	212.7	5	211.4	19	212,9
23 Rocco CORONEL	MP Motorsport	R	213.3	12	212.7	7	212.7	6	212.7	5	212.0	19	212,7
13 Rodrigo MARTÍNEZ	Tecnicar	R											



F4Spain
ROUND 1 - VALENCIA
Race 1

Lap Chart

No	Pos	Grid	Lap																		
			1	2	3	4	5	6	7	8	9	10	11	12	13	14	15	16	17	18	19
22	1	22	22	22	22	22	22	22	22	22	22	22	22	22	22	22	22	22	22	22	22
23	2	23	23	23	23	23	23	23	23	23	23	23	23	23	23	23	23	23	23	23	23
25	3	25	25	25	25	25	25	25	25	25	25	25	25	25	25	25	25	25	25	25	25
81	4	81	81	81	81	81	81	81	81	81	81	81	81	81	81	81	81	81	81	81	81
37	5	37	37	37	37	37	37	37	37	37	37	37	37	37	37	37	37	37	37	37	37
44	6	44	77	77	77	77	77	77	77	77	77	77	77	77	77	77	77	77	77	77	77
15	7	15	21	44	44	44	44	44	44	44	44	44	44	44	44	44	44	44	44	44	44
77	8	77	44	40	40	40	40	40	40	40	40	40	40	40	40	40	40	40	40	40	40
21	9	21	40	46	46	46	46	46	46	46	46	46	46	46	46	46	46	46	46	46	46
17	10	17	46	21	21	21	21	21	21	21	21	21	21	21	21	21	21	21	21	21	21
12	11	12	15	15	15	15	88	88	88	88	88	88	88	88	88	88	88	88	88	88	88
40	12	40	8	88	88	88	38	38	38	38	38	38	38	38	38	38	38	38	38	38	38
24	13	24	88	38	38	38	32	32	32	32	32	32	32	32	32	32	32	32	32	32	32
46	14	46	38	32	32	32	24	24	24	24	24	24	24	24	24	24	24	24	24	24	24
38	15	38	32	24	24	24	10	10	10	10	10	10	10	10	10	10	10	10	10	10	10
8	16	8	24	10	10	10	7	7	7	7	7	7	7	7	7	7	7	7	7	7	7
88	17	88	10	18	18	7	80	80	80	80	80	80	80	80	80	80	80	80	80	80	80
32	18	32	18	7	7	80	28	28	28	28	28	28	28	28	28	28	28	28	28	28	28
39	19	39	7	80	80	28	15	15	15	74	74	74	74	74	74	74	74	74	74	74	74
18	20	18	80	28	28	9	9	9	74	9	9	9	9	9	9	9	9	9	9	9	9
10	21	10	28	9	9	74	74	74	9	15	73	73	73	73	73	73	73	73	73	73	73
80	22	80	9	74	74	73	73	73	73	73	27	27	27	27	27	27	27	27	27	27	27
7	23	7	74	73	73	27	27	27	27	12	12	12	12	12	39	39	39	39	39	39	39
9	24	9	73	27	27	5	12	12	12	27	39	39	39	39	12	12	12	12	12	12	12
28	25	28	5	5	5	12	5	5	5	39	8	8	8	8	8	8	8	8	8	8	8
74	26	74	27	12	12	71	71	39	39	5	5	5	5	5	5	5	5	5	5	5	5
5	27	5	12	71	71	39	39	71	71	8	15	71	71	71	71	71	71	71	71	71	71
73	28	73	71	39	39	94	94	8	8	71	71	94	94	94	94	94	83	83	83	83	83
83	29	83	13	94	94	83	8	94	94	94	94	78	78	78	78	78	94	94	94	94	94
13	30	13	94	83	83	78	78	78	78	78	78	83	83	83	83	83	78	78	78	78	78
27	31	27	39	8	78	8	83	83	83	83	83	15	17	17	17	17	17	17	17	17	17
71	32	71	83	78	8	18	17	17	17	17	17	15	15	15	15	15	15	15	15	15	15
94	33	94	17	17	17	17	17	17	17	17	17	15	15	15	15	15	15	15	15	15	15
78	34	78	78	78	78	78	78	78	78	78	78	15	15	15	15	15	15	15	15	15	15




F4Spain

ROUND 1 - VALENCIA

Race 1

Fastest Lap Sequence

Elapsed	No	Driver	Team	Car	Class	Time	Kph	Lap
3:28.784	22	Vivek KANTHAN	Griffin Core	TATUUS T-421		1:47.969	133.5	2
3:29.228	23	Rocco CORONEL	MP Motorsport	TATUUS T-421	R	1:47.450	134.2	2
3:29.776	25	Aleix PIÑERA	Tecnicar	TATUUS T-421	R	1:47.233	134.5	2
3:30.361	81	Noah MONTEIRO	Griffin Core	TATUUS T-421		1:47.147	134.6	2
3:51.953	78	Maria NETO	TC Racing	TATUUS T-421	R	1:45.137	137.1	2
7:20.276	17	Nacho TUÑÓN	T-Code by Amtog	TATUUS T-421		1:37.251	148.3	3
8:56.056	17	Nacho TUÑÓN	T-Code by Amtog	TATUUS T-421		1:35.780	150.5	4
9:34.711	22	Vivek KANTHAN	Griffin Core	TATUUS T-421		1:35.344	151.2	5
10:30.957	17	Nacho TUÑÓN	T-Code by Amtog	TATUUS T-421		1:34.901	151.9	5
11:09.298	22	Vivek KANTHAN	Griffin Core	TATUUS T-421		1:34.587	152.4	6
12:44.660	23	Rocco CORONEL	MP Motorsport	TATUUS T-421	R	1:34.579	152.4	7
14:18.244	22	Vivek KANTHAN	Griffin Core	TATUUS T-421		1:34.351	152.8	8




F4Spain ROUND 1 - VALENCIA Race 1

Analysis by lap

Lapped

No	Lap Time	Gap	No	Lap Time	Gap	No	Lap Time	Gap	No	Lap Time	Gap			
Lap 1														
22	1:40.815	0.000	28	1:52.953	13.221	77	2:10.542	1.924	94	1:38.477	14.819			
23	1:41.778	0.963	9	1:54.475	15.027	44	2:09.969	2.319	8	1:38.121	15.023			
25	1:42.543	1.728	74	1:56.046	17.148	40	2:09.859	2.556	78	1:38.924	15.599			
81	1:43.214	2.399	73	1:56.360	17.514	46	2:09.599	2.931	83	1:39.513	15.990			
37	1:43.592	2.777	27	1:56.165	18.014	21	2:09.363	3.186	17	1:34.901	56.246			
77	1:44.208	3.393	5	1:57.354	18.652	15	2:09.030	3.487	Lap 6					
21	1:45.261	4.446	12	1:57.136	19.316	88	2:08.623	3.854	22	1:34.587				
44	1:45.275	4.460	71	1:57.771	20.047	38	2:08.381	4.229	23	1:34.774	0.783			
40	1:45.460	4.645	39	1:55.455	20.749	32	2:07.734	4.679	25	1:35.085	1.499			
46	1:45.793	4.978	94	1:57.078	21.699	24	2:06.945	5.186	81	1:34.923	1.854			
15	1:45.946	5.131	83	1:51.564	22.592	10	2:06.690	5.611	37	1:34.942	2.438			
8	1:46.053	5.238	8	2:05.440	22.709	7	2:06.186	6.626	77	1:35.303	3.295			
88	1:46.352	5.537	78	1:45.137	23.169	80	2:05.446	7.138	44	1:35.395	3.844			
38	1:46.550	5.735	17	3:38.766	2:14.241	28	2:04.728	7.502	40	1:35.421	4.386			
32	1:47.074	6.259	Lap 3			9	2:04.402	7.877	46	1:35.540	4.935			
24	1:47.331	6.516	22	2:19.218		74	2:03.571	8.145	21	1:35.636	5.604			
10	1:47.801	6.986	23	2:19.084	0.310	73	2:03.607	8.478	88	1:35.529	6.189			
18	1:48.161	7.346	25	2:19.121	0.895	27	2:03.340	8.634	38	1:35.587	6.714			
7	1:48.384	7.569	81	2:19.090	1.449	5	2:03.288	9.111	32	1:36.071	7.679			
80	1:48.752	7.937	37	2:19.039	1.936	12	2:03.000	9.393	24	1:36.152	8.030			
28	1:49.052	8.237	77	2:18.998	2.747	71	2:03.302	10.010	10	1:36.220	8.618			
9	1:49.336	8.521	44	2:18.555	3.715	39	2:03.237	10.710	7	1:35.841	9.110			
74	1:49.886	9.071	40	2:18.498	4.062	94	2:03.799	11.686	80	1:35.936	9.820			
73	1:49.938	9.123	46	2:18.685	4.697	83	2:03.132	11.821	28	1:36.400	10.684			
5	1:50.082	9.267	21	2:18.788	5.188	78	2:02.685	12.019	15	1:37.391	11.867			
27	1:50.633	9.818	15	2:18.696	5.822	8	2:02.145	12.246	9	1:37.283	12.155			
12	1:50.964	10.149	88	2:18.919	6.596	18	2:15.796	15.519	74	1:36.991	12.215			
71	1:51.060	10.245	38	2:18.907	7.213	17	1:35.780	56.689	73	1:36.792	12.531			
13	1:53.015	12.200	32	2:19.098	8.310	Lap 5						27	1:36.546	12.934
94	1:53.405	12.590	24	2:19.955	9.606	22	1:35.344		12	1:36.812	13.295			
39	1:54.078	13.263	10	2:19.798	10.286	23	1:35.621	0.596	5	1:36.845	13.771			
83	1:59.812	18.997	18	2:19.865	11.088	25	1:35.637	1.001	39	1:36.892	14.572			
17	2:04.259	23.444	7	2:19.810	11.805	81	1:35.739	1.518	71	1:37.352	14.943			
78	2:06.816	26.001	80	2:20.285	13.057	37	1:35.915	2.083	8	1:36.518	16.954			
Lap 2												94	1:38.049	18.281
22	1:47.969		28	2:20.136	14.139	77	1:35.999	2.579	78	1:37.557	18.569			
23	1:47.450	0.444	9	2:19.031	14.840	44	1:36.061	3.036	83	1:37.592	18.995			
25	1:47.233	0.992	74	2:18.009	15.939	40	1:36.340	3.552	17	1:34.873	56.532			
81	1:47.147	1.577	73	2:17.940	16.236	46	1:36.395	3.982	Lap 7					
37	1:47.307	2.115	27	2:17.863	16.659	21	1:36.713	4.555	22	1:34.595				
77	1:47.543	2.967	5	2:17.754	17.188	88	1:36.737	5.247	23	1:34.579	0.767			
44	1:47.887	4.378	12	2:17.660	17.758	38	1:36.829	5.714	25	1:34.669	1.573			
40	1:48.106	4.782	71	2:17.244	18.073	32	1:36.860	6.195	81	1:34.954	2.213			
46	1:48.221	5.230	39	2:17.307	18.838	24	1:36.623	6.465	37	1:35.052	2.895			
21	1:49.141	5.618	94	2:16.771	19.252	10	1:36.718	6.985	77	1:35.053	3.753			
15	1:49.182	6.344	83	2:16.680	20.054	7	1:36.574	7.856	44	1:35.043	4.292			
88	1:49.327	6.895	78	2:16.748	20.699	80	1:36.677	8.471	40	1:35.148	4.939			
38	1:49.758	7.524	8	2:17.975	21.466	28	1:36.713	8.871	46	1:35.174	5.514			
32	1:50.140	8.430	17	1:37.251	1:32.274	15	1:40.920	9.063	21	1:35.306	6.315			
24	1:50.322	8.869	Lap 4			9	1:36.926	9.459	88	1:35.435	7.029			
10	1:50.689	9.706	22	2:11.365		74	1:37.010	9.811	38	1:35.219	7.338			
18	1:51.064	10.441	23	2:11.374	0.319	73	1:37.192	10.326	32	1:36.066	9.150			
7	1:51.613	11.213	25	2:11.178	0.708	27	1:37.685	10.975	24	1:36.071	9.506			
80	1:52.022	11.990	81	2:11.039	1.123	12	1:37.021	11.070	10	1:35.857	9.880			
Lap 3												83	1:37.907	24.925
Lap 4												17	1:34.694	57.242
Lap 5												Lap 9		
Lap 6												22	1:34.727	
Lap 7												23	1:34.707	1.063
Lap 8												25	1:34.789	1.789
Lap 9														




F4Spain ROUND 1 - VALENCIA Race 1

Analysis by lap

Lapped ■

No	Lap Time	Gap	No	Lap Time	Gap	No	Lap Time	Gap	No	Lap Time	Gap	No	Lap Time	Gap
81	1:34.837	2.836	71	1:37.212	25.128	10	1:35.731	14.563	25	1:35.187	2.779	5	1:36.045	30.222
37	1:34.994	3.696	94	1:37.669	29.440	7	1:35.619	14.971	81	1:35.025	3.774	71	1:36.272	33.414
77	1:34.983	4.665	78	1:37.878	29.651	80	1:35.598	15.892	37	1:35.158	4.929	83	1:37.170	45.071
44	1:34.935	5.270	83	1:37.907	30.065	28	1:35.684	16.504	77	1:35.248	6.364	94	1:38.737	46.259
40	1:35.099	6.140	15	1:42.414	30.084	74	1:35.708	18.980	44	1:35.314	7.353	78	1:38.844	46.500
46	1:35.099	6.781	17	1:34.930	57.867	9	1:35.907	21.910	40	1:35.288	8.437	17	1:35.281	1:00.247
21	1:35.069	7.446				73	1:36.264	22.631	46	1:35.272	9.094	15	1:34.925	1:07.159
88	1:35.081	8.365	Lap 11			27	1:36.381	23.361	21	1:35.379	9.950			
38	1:35.170	8.973	22	1:34.769		12	1:36.610	24.232	88	1:35.464	10.920	Lap 16		
32	1:35.252	10.836	23	1:34.750	1.088	39	1:36.396	24.267	38	1:35.508	11.353	22	1:34.803	
24	1:35.361	11.369	25	1:34.863	1.933	8	1:35.854	24.443	32	1:35.658	14.430	23	1:35.329	3.231
10	1:35.617	12.132	81	1:34.854	3.208	5	1:35.956	25.143	24	1:35.690	15.208	25	1:35.495	3.863
7	1:35.564	12.656	37	1:35.026	4.306	71	1:36.496	28.604	10	1:35.628	16.267	81	1:35.017	4.606
80	1:35.931	13.467	77	1:35.160	5.245	94	1:37.165	35.510	7	1:35.843	17.013	37	1:35.260	5.871
28	1:35.901	13.983	44	1:35.241	6.055	78	1:37.209	36.142	80	1:35.726	17.848	77	1:35.024	6.919
74	1:35.426	16.299	40	1:35.298	7.029	83	1:37.629	36.635	28	1:35.859	18.401	44	1:35.565	8.852
9	1:35.953	18.373	46	1:35.273	7.674	17	1:35.267	58.748	74	1:35.590	20.504	40	1:35.675	9.914
73	1:36.167	19.023	21	1:35.141	8.257	15	1:35.103	1:06.397	9	1:35.979	24.148	46	1:35.603	10.544
27	1:36.374	19.796	88	1:35.249	9.243				73	1:36.050	24.785	21	1:35.566	11.221
12	1:37.091	20.173	38	1:35.086	9.693	Lap 13			27	1:36.024	25.485	88	1:35.867	12.868
39	1:36.636	20.547	32	1:35.452	12.121	22	1:34.712		39	1:35.855	27.118	38	1:35.885	13.187
8	1:36.132	21.145	24	1:35.310	12.692	23	1:35.057	1.752	12	1:35.859	27.577	32	1:35.829	16.852
5	1:37.389	21.664	10	1:35.630	13.632	25	1:35.193	2.482	8	1:35.910	28.023	24	1:35.669	17.191
15	1:39.660	22.383	7	1:35.483	14.152	81	1:34.949	3.639	5	1:36.427	28.875	10	1:35.572	17.936
71	1:37.509	22.629	80	1:35.532	15.094	37	1:34.966	4.661	71	1:36.466	31.840	7	1:35.811	19.200
94	1:37.090	26.484	28	1:35.262	15.620	77	1:35.286	6.006	94	1:38.655	42.220	80	1:35.691	19.785
78	1:36.794	26.486	74	1:35.841	18.072	44	1:35.203	6.929	78	1:38.731	42.354	28	1:35.811	20.724
83	1:36.673	26.871	9	1:35.997	20.803	40	1:35.241	8.039	83	1:38.852	42.599	74	1:35.960	22.618
17	1:35.135	57.650	73	1:35.915	21.167	46	1:35.267	8.712	17	1:35.328	59.664	9	1:35.977	26.803
			27	1:35.593	21.780	21	1:35.324	9.461	73	1:36.176	27.502	73	1:36.176	27.502
			12	1:36.033	22.422	88	1:35.277	10.346	27	1:36.093	27.953	27	1:36.093	27.953
			39	1:35.710	22.671	38	1:35.250	10.735	39	1:35.661	28.817	39	1:35.661	28.817
			8	1:36.062	23.389	32	1:35.494	13.662	12	1:35.587	29.585	12	1:35.587	29.585
			5	1:35.971	23.987	24	1:35.701	14.408	8	1:35.597	30.170	8	1:35.597	30.170
			71	1:36.549	26.908	10	1:35.678	15.529	5	1:36.039	31.458	5	1:36.039	31.458
			94	1:38.474	33.145	7	1:35.801	16.060	81	1:35.316	4.392	71	1:35.962	34.573
			78	1:38.851	33.733	80	1:35.832	17.012	37	1:35.183	5.414	83	1:36.758	47.026
			83	1:38.510	33.806	28	1:35.640	17.432	77	1:35.032	6.698	94	1:37.151	48.607
			17	1:35.183	58.281	74	1:35.536	19.804	44	1:35.435	8.090	78	1:37.133	48.830
			15	2:10.779	1:06.094	9	1:35.861	23.059	40	1:35.303	9.042	17	1:35.330	1:00.774
						73	1:35.706	23.625	46	1:35.348	9.744	15	1:34.945	1:07.301
						27	1:35.702	24.351	21	1:35.206	10.458			
						39	1:36.598	26.153	88	1:35.582	11.804	Lap 17		
						12	1:37.088	26.608	38	1:35.450	12.105	22	1:34.776	
						8	1:37.272	27.003	32	1:36.094	15.826	23	1:35.241	3.696
						5	1:36.907	27.338	24	1:35.815	16.325	25	1:35.240	4.327
						71	1:36.372	30.264	10	1:35.598	17.167	81	1:35.248	5.078
						94	1:37.657	38.455	7	1:35.877	18.192	37	1:35.273	6.368
						78	1:37.083	38.513	80	1:35.747	18.897	77	1:35.138	7.281
						83	1:36.714	38.637	28	1:36.013	19.716	44	1:35.596	9.672
						17	1:35.190	59.226	74	1:35.655	21.461	40	1:35.572	10.710
						15	1:35.143	1:06.828	9	1:36.179	25.629	46	1:35.498	11.266
									73	1:36.042	26.129	21	1:35.549	11.994
									27	1:35.876	26.663	88	1:35.788	13.880
									39	1:35.539	27.959	38	1:35.814	14.225
									12	1:35.922	28.801	32	1:36.084	18.160
									8	1:36.051	29.376			



F4Spain


ROUND 1 - VALENCIA

Race 1

Analysis by lap






Lapped ■


No	Lap Time	Gap	No	Lap Time	Gap	No	Lap Time	Gap	No	Lap Time	Gap
24	1:35.978	18.393	23	1:35.131	3.954						
10	1:35.874	19.034	25	1:35.372	4.810						
7	1:35.772	20.196	81	1:35.305	5.696						
80	1:35.821	20.830	37	1:35.231	6.898						
28	1:35.818	21.766	77	1:35.292	7.768						
74	1:35.720	23.562	44	1:36.224	11.342						
9	1:36.012	28.039	40	1:36.044	12.406						
73	1:36.013	28.739	46	1:35.841	12.853						
27	1:36.078	29.255	21	1:35.928	13.358						
39	1:35.831	29.872	88	1:35.740	15.140						
12	1:35.798	30.607	38	1:35.775	15.674						
8	1:35.946	31.340	32	1:36.318	20.546						
5	1:36.167	32.849	24	1:36.038	20.784						
71	1:36.196	35.993	10	1:36.148	21.444						
83	1:36.818	49.068	7	1:35.975	22.061						
94	1:36.695	50.526	80	1:36.152	22.629						
78	1:37.027	51.081	28	1:36.584	24.351						
17	1:35.121	1:01.119	74	1:36.361	25.695						
15	1:34.956	1:07.481	9	1:36.165	30.300						
Lap 18											
22	1:34.947		73	1:36.154	31.032						
23	1:35.248	3.997	27	1:36.287	31.572						
25	1:35.232	4.612	39	1:36.263	32.013						
81	1:35.434	5.565	12	1:36.084	32.440						
37	1:35.420	6.841	8	1:35.698	32.732						
77	1:35.316	7.650	5	1:36.416	35.348						
44	1:35.567	10.292	71	1:36.287	39.224						
40	1:35.773	11.536	83	1:36.732	52.367						
46	1:35.867	12.186	94	1:37.603	55.266						
21	1:35.557	12.604	78	1:37.869	55.612						
88	1:35.641	14.574	17	1:35.411	1:01.720						
38	1:35.795	15.073	15	1:34.945	1:07.403						
32	1:36.189	19.402									
24	1:36.474	19.920									
10	1:36.383	20.470									
7	1:36.011	21.260									
80	1:35.768	21.651									
28	1:36.122	22.941									
74	1:35.893	24.508									
9	1:36.217	29.309									
73	1:36.260	30.052									
27	1:36.151	30.459									
39	1:35.999	30.924									
12	1:35.870	31.530									
8	1:35.815	32.208									
5	1:36.204	34.106									
71	1:37.065	38.111									
83	1:36.688	50.809									
94	1:37.258	52.837									
78	1:36.783	52.917									
17	1:35.311	1:01.483									
15	1:35.098	1:07.632									
Lap 19											
22	1:35.174										



F4Spain
 ROUND 1 - VALENCIA
 Race 1

Flag Analysis

Flag	Time
	GREEN FLAG 12:18:20.260
	YELLOW FLAG AT SECTOR 1 12:20:39.794
	SAFETY CAR 12:20:49.690
	GREEN FLAG 12:26:03.190
	CHEQUERED FLAG 12:50:01.513



F4Spain


ROUND 1 - VALENCIA

Race 1

Sector Analysis

— Invalidated Lap ■ Personal Best ■ Session Best B Crossing the pit lane

Lap	Time	Sector 1	Sector 2	Sector 3	T.Sp	Elapsed	Lap	Time	Sector 1	Sector 2	Sector 3	T.Sp	Elapsed
5 Sandro PEREZ ESP TC Racing TATUUS T-421							11	1:36.062	22.327	47.233	26.502	215.3	19:25.842
1	1:50.082	33.272	49.642	27.168		1:50.082	12	1:35.854	22.222	47.111	26.521	216.0	21:01.696
2	<u>1:57.354</u>	<u>23.369</u>	59.207	34.778	216.0	3:47.436	13	<u>1:37.272</u>	23.068	<u>47.648</u>	26.556	218.7	22:38.968
3	2:17.754	43.472	1:01.490	32.792	205.1	6:05.190	14	1:35.910	22.203	47.276	26.431	216.0	24:14.878
4	2:03.288	31.439	54.922	36.927	159.6	8:08.478	15	1:36.051	22.237	47.366	26.448	217.4	25:50.929
5	<u>1:37.746</u>	22.790	<u>48.393</u>	26.563	214.7	9:46.224	16	1:35.597	22.149	47.034	26.414	213.3	27:26.526
6	1:36.845	22.451	47.826	26.568	214.7	11:23.069	17	1:35.946	22.054	47.387	26.505	214.7	29:02.472
7	1:37.121	22.361	48.063	26.697	215.3	13:00.190	18	1:35.815	22.244	47.167	26.404	215.3	30:38.287
8	<u>1:37.056</u>	22.265	<u>48.343</u>	26.448	214.7	14:37.246	19	1:35.698	22.066	47.196	26.436	213.3	32:13.985
9	<u>1:37.389</u>	22.342	<u>48.350</u>	26.697	216.0	16:14.635							
10	<u>1:35.834</u>	<u>22.206</u>	47.089	26.539	213.3	17:50.469	9 Jean Paul KARRAS GRC G4 Racing TATUUS T-421						
11	1:35.971	22.300	47.183	26.488	216.0	19:26.440	1	1:49.336	33.160	49.236	26.940		1:49.336
12	<u>1:35.956</u>	22.164	47.218	<u>26.574</u>	212.7	21:02.396	2	1:54.475	22.651	57.930	33.894	217.4	3:43.811
13	<u>1:36.907</u>	<u>22.556</u>	<u>47.755</u>	26.596	213.3	22:39.303	3	2:19.031	44.385	1:01.792	32.854	196.4	6:02.842
14	<u>1:36.427</u>	<u>22.303</u>	47.474	26.650	216.0	24:15.730	4	2:04.402	30.888	55.303	38.211	173.7	8:07.244
15	1:36.045	22.183	47.230	26.632	213.3	25:51.775	5	<u>1:36.926</u>	22.701	<u>47.687</u>	26.538	216.0	9:44.170
16	1:36.039	22.296	47.163	26.580	212.0	27:27.814	6	1:37.283	22.481	47.883	26.919	216.0	11:21.453
17	<u>1:36.167</u>	22.341	<u>47.244</u>	26.582	213.3	29:03.981	7	1:37.234	22.792	47.745	26.697	210.7	12:58.687
18	1:36.204	22.234	47.258	26.712	215.3	30:40.185	8	1:36.704	22.423	47.523	26.758	214.0	14:35.391
19	<u>1:36.416</u>	22.318	<u>47.410</u>	26.688	211.4	32:16.601	9	1:35.953	22.231	47.130	26.592	211.4	16:11.344
							10	1:35.915	22.224	47.226	26.465	212.0	17:47.259
							11	1:35.997	22.225	47.216	26.556	211.4	19:23.256
							12	1:35.907	22.221	47.187	26.499	212.0	20:59.163
							13	1:35.861	22.255	47.154	26.452	210.7	22:35.024
							14	1:35.979	22.259	47.155	26.565	212.0	24:11.003
							15	1:36.179	22.295	47.319	26.565	212.0	25:47.182
							16	1:35.977	22.227	47.181	26.569	210.7	27:23.159
							17	1:36.012	22.240	47.244	26.528	213.3	28:59.171
							18	1:36.217	22.303	47.207	26.707	212.0	30:35.388
							19	1:36.165	22.291	47.331	26.543	212.7	32:11.553
							10 Luna FLUXÁ ESP Campos Racing TATUUS T-421						
							1	1:47.801	31.451	49.233	27.117		1:47.801
							2	<u>1:50.689</u>	<u>22.446</u>	<u>56.200</u>	32.043	216.7	3:38.490
							3	2:19.798	45.703	1:01.574	32.521	165.0	5:58.288
							4	2:06.690	29.672	57.703	39.315	151.2	8:04.978
							5	1:36.718	22.414	47.756	26.548	215.3	9:41.696
							6	<u>1:36.220</u>	<u>22.291</u>	47.316	26.613	213.3	11:17.916
							7	<u>1:35.857</u>	22.200	<u>47.108</u>	26.549	215.3	12:53.773
							8	1:35.713	22.244	47.040	26.429	213.3	14:29.486
							9	1:35.617	22.172	46.972	26.473	214.0	16:05.103
							10	1:35.352	22.076	46.886	26.390	212.0	17:40.455
							11	1:35.630	22.154	47.038	26.438	214.7	19:16.085
							12	1:35.731	22.215	47.042	26.474	214.7	20:51.816
							13	1:35.678	22.206	47.049	26.423	212.7	22:27.494
							14	1:35.628	22.134	47.017	26.477	212.0	24:03.122
							15	1:35.598	22.164	47.003	26.431	210.7	25:38.720
							16	<u>1:35.572</u>	22.202	<u>46.967</u>	26.403	210.7	27:14.292
							17	1:35.874	22.134	47.124	26.616	214.7	28:50.166
							18	1:36.383	22.229	47.491	26.663	216.0	30:26.549
							19	1:36.148	22.258	47.259	26.631	214.7	32:02.697
							12 Philippe Armand KARRAS GRC G4 Racing TATUUS T-421						
							1	1:50.964	33.778	49.409	27.777		1:50.964



F4Spain


ROUND 1 - VALENCIA

Race 1

Sector Analysis

— Invalidated Lap ■ Personal Best ■ Session Best B Crossing the pit lane

Lap	Time	Sector 1	Sector 2	Sector 3	T.Sp	Elapsed	Lap	Time	Sector 1	Sector 2	Sector 3	T.Sp	Elapsed
2	1:57.136	22.948	59.101	35.087	215.3	3:48.100	11	<u>1:35.183</u>	22.182	<u>46.718</u>	26.283	212.7	20:00.734
3	2:17.660	43.522	1:01.215	32.923	193.1	6:05.760	12	1:35.267	22.161	46.812	26.294	212.0	21:36.001
4	2:03.000	31.491	54.707	36.802	155.0	8:08.760	13	1:35.190	22.146	46.712	26.332	210.7	23:11.191
5	1:37.021	22.701	47.984	26.336	216.7	9:45.781	14	<u>1:35.328</u>	22.129	<u>46.863</u>	26.336	211.4	24:46.519
6	<u>1:36.812</u>	<u>22.756</u>	47.645	26.411	215.3	11:22.593	15	1:35.281	22.188	46.812	26.281	210.7	26:21.800
7	1:37.247	22.347	48.246	26.654	218.0	12:59.840	16	1:35.330	22.175	46.917	26.238	211.4	27:57.130
8	1:36.213	22.242	47.238	26.733	218.0	14:36.053	17	1:35.121	22.087	46.762	26.272	213.3	29:32.251
9	<u>1:37.091</u>	<u>22.952</u>	47.551	26.588	218.7	16:13.144	18	<u>1:35.311</u>	<u>22.214</u>	46.932	26.165	214.0	31:07.562
10	1:35.698	22.241	47.116	26.341	213.3	17:48.842	19	1:35.411	22.229	46.852	26.330	214.7	32:42.973
11	1:36.033	22.257	47.173	26.603	216.7	19:24.875							
12	<u>1:36.610</u>	22.094	46.888	<u>27.628</u>	215.3	21:01.485							
13	<u>1:37.088</u>	<u>23.091</u>	<u>47.460</u>	26.537	210.1	22:38.573							
14	1:35.859	22.195	47.132	26.532	215.3	24:14.432							
15	<u>1:35.922</u>	<u>22.319</u>	47.192	26.411	216.7	25:50.354							
16	1:35.587	22.172	47.001	26.414	212.7	27:25.941							
17	1:35.798	22.239	47.138	26.421	215.3	29:01.739							
18	1:35.870	22.124	47.262	26.484	215.3	30:37.609							
19	1:36.084	22.182	47.395	26.507	216.0	32:13.693							
13 Rodrigo MARTÍNEZ MEX													
Tecnicar TATUUS T-421													
1	1:53.015	34.534	51.032	27.449		1:53.015							
15 Jensen BURNETT CAN													
KCL Motorsport TATUUS T-421													
1	1:45.946	29.967	48.561	27.418		1:45.946							
2	<u>1:49.182</u>	<u>22.874</u>	53.891	32.417	214.0	3:35.128							
3	2:18.696	44.879	1:01.934	31.883	167.0	5:53.824							
4	2:09.030	29.390	59.139	40.501	169.8	8:02.854							
5	<u>1:40.920</u>	<u>22.770</u>	<u>49.846</u>	28.304	217.4	9:43.774							
6	1:37.391	22.665	47.696	27.030	220.1	11:21.165							
7	<u>1:36.470</u>	<u>22.371</u>	<u>47.346</u>	26.753	214.0	12:57.635							
8	1:38.059	23.011	48.143	26.905	212.0	14:35.694							
9	<u>1:39.660</u>	<u>23.502</u>	49.166	26.992	217.4	16:15.354							
10	1:42.414 B	<u>22.586</u>	47.655	32.173	212.0	17:57.768							
11	2:10.779	57.171	47.132	26.476		20:08.547							
12	1:35.103	22.122	46.649	26.332	210.1	21:43.650							
13	1:35.143	22.089	46.697	26.357	211.4	23:18.793							
14	1:34.994	22.103	46.617	26.274	209.5	24:53.787							
15	1:34.925	22.032	46.613	26.280	208.8	26:28.712							
16	1:34.945	22.049	46.643	26.253	210.7	28:03.657							
17	1:34.956	21.958	46.738	26.260	212.0	29:38.613							
18	1:35.098	22.093	46.765	26.240	211.4	31:13.711							
19	1:34.945	22.002	46.708	26.235	214.0	32:48.656							
17 Nacho TUÑÓN ESP													
T-Code by Amtog TATUUS T-421													
1	2:04.259 B	30.629	55.034	38.596		2:04.259							
2	3:38.766	2:07.744	1:02.877	28.145		5:43.025							
3	1:37.251	23.142	47.630	26.479	210.7	7:20.276							
4	1:35.780	22.265	47.029	26.486	211.4	8:56.056							
5	1:34.901	22.084	46.575	26.242	211.4	10:30.957							
6	1:34.873	22.106	46.587	26.180	211.4	12:05.830							
7	1:34.962	22.103	46.678	26.181	210.7	13:40.792							
8	1:34.694	22.080	46.481	26.133	212.0	15:15.486							
9	1:35.135	22.148	46.693	26.294	210.7	16:50.621							
10	1:34.930	22.039	46.645	26.246	212.0	18:25.551							
18 Zoe FLORESCU ROU													
Tecnicar TATUUS T-421													
1	1:48.161	31.852	49.194	27.115		1:48.161							
2	1:51.064	22.458	56.306	32.300	216.7	3:39.225							
3	2:19.865	45.486	1:01.644	32.735	166.6	5:59.090							
4	2:15.796 B	29.421	57.926	48.449	173.7	8:14.886							
21 Borys LYZEN POL													
KCL Motorsport TATUUS T-421													
1	1:45.261	29.484	48.663	27.114		1:45.261							
2	<u>1:49.141</u>	<u>23.319</u>	53.302	32.520	211.4	3:34.402							
3	2:18.788	44.859	1:02.039	31.890	165.4	5:53.190							
4	2:09.363	29.264	59.373	40.726	160.0	8:02.553							
5	<u>1:36.713</u>	<u>22.507</u>	47.643	26.563	216.7	9:39.266							
6	1:35.636	22.176	47.091	26.369	215.3	11:14.902							
7	1:35.306	22.151	46.781	26.374	214.7	12:50.208							
8	1:35.140	22.054	46.845	26.241	214.7	14:25.348							
9	1:35.069	22.047	46.755	26.267	214.7	16:00.417							
10	1:35.152	22.080	46.819	26.253	214.7	17:35.569							
11	1:35.141	22.050	46.783	26.308	214.7	19:10.710							
12	1:35.392	22.062	46.972	26.358	215.3	20:46.102							
13	1:35.324	22.161	46.893	26.270	213.3	22:21.426							
14	1:35.379	22.062	46.972	26.345	214.7	23:56.805							
15	1:35.206	22.117	46.842	26.247	214.7	25:32.011							
16	<u>1:35.566</u>	22.159	<u>47.133</u>	26.274	216.0	27:07.577							
17	1:35.549	22.149	47.037	26.363	216.0	28:43.126							
18	1:35.557	22.138	46.947	26.472	215.3	30:18.683							
19	1:35.928	22.371	47.069	26.488	217.4	31:54.611							
22 Vivek KANTHAN USA													
Griffin Core TATUUS T-421													
1	1:40.815	27.390	46.968	26.457		1:40.815							
2	1:47.969	22.085	53.282	32.602	212.0	3:28.784							
3	2:19.218	44.308	1:02.920	31.990	166.6	5:48.002							
4	2:11.365	29.464	59.144	42.757	137.7	7:59.367							
5	1:35.344	22.279	46.791	26.274	210.7	9:34.711							
6	1:34.587	21.964	46.456	26.167	210.1	11:09.298							
7	1:34.595	21.908	46.519	26.168	212.0	12:43.893							
8	1:34.351	21.875	46.356	26.120	210.7	14:18.244							
9	<u>1:34.727</u>	<u>21.971</u>	46.573	26.183	210.7	15:52.971							
10	1:34.713	21.952	46.530	26.231	212.7	17:27.684							
11	1:34.769	21.925	46.639	26.205	211.4	19:02.453							
12	1:34.800	21.986	46.637	26.177	210.7	20:37.253							
13	1:34.712	21.956	46.585	26.171	208.8	22:11.965							
14	1:34.890	21.898	46.657	26.335	213.3	23:46.855							
15	1:34.698	21.955	46.558	26.185	211.4	25:21.553							
16	1:34.803	21.955	46.649	26.199	210.1	26:56.356							



F4Spain ROUND 1 - VALENCIA Race 1

Sector Analysis


— Invalidated Lap

■ Personal Best

■ Session Best

■ Crossing the pit lane

Lap	Time	Sector 1	Sector 2	Sector 3	T.Sp	Elapsed	Lap	Time	Sector 1	Sector 2	Sector 3	T.Sp	Elapsed
17	1:34.776	21.956	46.626	26.194	214.0	28:31.132	8	1:34.505	21.896	46.519	26.090	214.7	14:19.971
18	1:34.947	<u>21.959</u>	46.679	26.309	212.7	30:06.079	9	1:34.789	21.886	46.659	26.244	214.7	15:54.760
19	1:35.174	21.967	46.730	26.477	215.3	31:41.253	10	1:34.763	21.924	46.608	26.231	214.0	17:29.523
23 Rocco CORONEL NLD MP Motorsport TATUUS T-421							11	1:34.863	22.001	46.742	26.120	214.7	19:04.386
1	1:41.778	28.264	47.125	26.389		1:41.778	12	1:34.868	22.010	46.672	26.186	214.0	20:39.254
2	1:47.450	22.108	52.573	32.769	211.4	3:29.228	13	1:35.193	22.086	46.878	26.229	215.3	22:14.447
3	2:19.084	44.274	1:03.083	31.727	166.6	5:48.312	14	1:35.187	22.106	46.858	26.223	214.7	23:49.634
4	2:11.374	29.626	59.168	42.580	131.9	7:59.686	15	1:35.090	22.077	46.740	26.273	214.7	25:24.724
5	1:35.621	22.344	46.998	26.279	212.7	9:35.307	16	<u>1:35.495</u>	<u>22.108</u>	46.971	26.416	215.3	27:00.219
6	1:34.774	22.088	46.539	26.147	212.7	11:10.081	17	1:35.240	22.036	46.897	26.307	214.7	28:35.459
7	1:34.579	21.980	46.456	26.143	212.7	12:44.660	18	1:35.232	22.090	46.882	26.260	216.0	30:10.691
8	1:34.667	21.990	46.546	26.131	212.0	14:19.327	19	<u>1:35.372</u>	<u>22.176</u>	46.906	26.290	215.3	31:46.063
9	1:34.707	21.960	46.528	26.219	212.0	15:54.034	27 Alexander CHARTIER ITA Monlau Motorsport TATUUS T-421						
10	1:34.757	22.027	46.602	26.128	210.7	17:28.791	1	1:50.633	33.582	49.538	27.513		1:50.633
11	1:34.750	22.026	46.560	26.164	212.0	19:03.541	2	<u>1:56.165</u>	<u>22.706</u>	58.853	34.606	218.7	3:46.798
12	1:35.119	22.089	46.748	26.282	213.3	20:38.660	3	2:17.863	43.595	1:01.305	32.963	207.6	6:04.661
13	1:35.057	22.074	46.668	26.315	211.4	22:13.717	4	2:03.340	31.473	54.813	37.054	168.6	8:08.001
14	1:35.183	22.100	46.751	26.332	210.7	23:48.900	5	1:37.685	23.013	47.904	26.768	220.1	9:45.686
15	1:35.358	22.100	46.895	26.363	210.7	25:24.258	6	<u>1:36.546</u>	22.720	<u>47.280</u>	26.546	211.4	11:22.232
16	1:35.329	22.121	46.786	26.422	212.0	26:59.587	7	1:37.300	22.433	48.268	26.599	216.7	12:59.532
17	1:35.241	22.150	46.747	26.344	210.7	28:34.828	8	1:36.861	22.698	47.548	26.615	215.3	14:36.393
18	1:35.248	22.131	46.786	26.331	212.0	30:10.076	9	<u>1:36.374</u>	<u>22.400</u>	<u>47.520</u>	26.454	215.3	16:12.767
19	1:35.131	22.111	46.713	26.307	212.0	31:45.207	10	1:35.873	22.205	47.216	26.452	213.3	17:48.640
24 Beau LOWETTE BEL TC Racing TATUUS T-421							11	1:35.593	22.080	47.088	26.425	212.7	19:24.233
1	1:47.331	31.195	49.257	26.879		1:47.331	12	1:36.381	22.179	47.425	26.777	212.7	21:00.614
2	1:50.322	22.536	55.512	32.274	219.4	3:37.653	13	1:35.702	22.086	47.170	26.446	214.0	22:36.316
3	2:19.955	45.603	1:01.719	32.633	169.8	5:57.608	14	<u>1:36.024</u>	<u>22.259</u>	<u>47.358</u>	26.407	213.3	24:12.340
4	2:06.945	29.418	58.033	39.494	146.8	8:04.553	15	1:35.876	22.168	47.248	26.460	213.3	25:48.216
5	1:36.623	22.334	47.796	26.493	216.0	9:41.176	16	<u>1:36.093</u>	<u>22.261</u>	47.302	26.530	214.7	27:24.309
6	<u>1:36.152</u>	<u>22.291</u>	47.472	26.389	216.7	11:17.328	17	1:36.078	22.054	47.513	26.511	214.7	29:00.387
7	<u>1:36.071</u>	<u>22.168</u>	47.333	26.570	217.4	12:53.399	18	1:36.151	22.190	47.386	26.575	215.3	30:36.538
8	1:35.580	22.122	47.058	26.400	216.0	14:28.979	19	1:36.287	22.400	47.424	26.463	216.0	32:12.825
9	1:35.361	22.057	46.916	26.388	214.7	16:04.340	28 Max RADECK PRT DXR TATUUS T-421						
10	1:35.495	22.148	47.006	26.341	212.0	17:39.835	1	1:49.052	32.734	49.265	27.053		1:49.052
11	1:35.310	22.023	46.926	26.361	214.7	19:15.145	2	1:52.953	22.578	57.633	32.742	219.4	3:42.005
12	1:35.527	22.131	47.046	26.350	214.7	20:50.672	3	2:20.136	45.110	1:02.167	32.859	185.3	6:02.141
13	1:35.701	22.132	47.054	26.515	214.7	22:26.373	4	2:04.728	29.718	56.523	38.487	179.5	8:06.869
14	1:35.690	22.240	47.034	26.416	215.3	24:02.063	5	1:36.713	22.533	47.626	26.554		9:43.582
15	1:35.815	22.101	47.315	26.399	216.0	25:37.878	6	<u>1:36.400</u>	<u>22.388</u>	<u>47.619</u>	26.393	216.7	11:19.982
16	1:35.669	22.130	47.202	26.337	216.0	27:13.547	7	1:35.569	22.192	47.004	26.373	214.7	12:55.551
17	1:35.978	22.226	47.257	26.495	217.4	28:49.525	8	1:35.502	22.171	46.938	26.393	216.0	14:31.053
18	<u>1:36.474</u>	<u>22.531</u>	47.346	26.597	218.0	30:25.999	9	<u>1:35.901</u>	22.095	<u>47.220</u>	26.586	215.3	16:06.954
19	1:36.038	22.238	47.230	26.570	216.0	32:02.037	10	1:35.857	22.199	47.214	26.444	215.3	17:42.811
25 Aleix PIÑERA ESP Tecnicar TATUUS T-421							11	1:35.262	22.142	46.801	26.319	213.3	19:18.073
1	1:42.543	28.827	47.357	26.359		1:42.543	12	<u>1:35.684</u>	<u>22.218</u>	47.048	26.418	215.3	20:53.757
2	1:47.233	22.269	52.356	32.608	213.3	3:29.776	13	1:35.640	22.044	47.246	26.350	216.7	22:29.397
3	2:19.121	44.263	1:02.993	31.865	179.5	5:48.897	14	1:35.859	22.259	47.120	26.480	215.3	24:05.256
4	2:11.178	29.502	59.194	42.482	134.5	8:00.075	15	1:36.013	22.225	47.256	26.532	216.0	25:41.269
5	1:35.637	22.332	47.090	26.215	214.0	9:35.712	16	1:35.811	22.201	47.146	26.464	214.0	27:17.080
6	1:35.085	22.117	46.718	26.250	215.3	11:10.797	17	1:35.818	22.262	47.044	26.512	214.7	28:52.898
7	1:34.669	21.971	46.547	26.151	214.7	12:45.466	18	<u>1:36.122</u>	<u>22.345</u>	47.161	26.616	214.0	30:29.020
							19	1:36.584	22.418	47.463	26.703	214.0	32:05.604




F4Spain ROUND 1 - VALENCIA Race 1

Sector Analysis

_ Invalidated Lap ■ Personal Best ■ Session Best ■ Crossing the pit lane

Lap	Time	Sector 1	Sector 2	Sector 3	T.Sp	Elapsed	Lap	Time	Sector 1	Sector 2	Sector 3	T.Sp	Elapsed
32 Simón BULBARELLA ARG													
Drivex TATUUS T-421													
1	1:47.074	31.001	49.015	27.058		1:47.074	11	1:35.086	22.056	46.748	26.282	214.0	19:12.146
2	1:50.140	22.627	55.207	32.306	220.8	3:37.214	12	1:35.304	22.109	46.903	26.292	217.4	20:47.450
3	2:19.098	45.022	1:02.019	32.057	165.8	5:56.312	13	1:35.250	22.054	46.863	26.333	217.4	22:22.700
4	2:07.734	29.549	58.498	39.687	171.5	8:04.046	14	1:35.508	22.102	46.987	26.419	216.7	23:58.208
5	1:36.860	22.439	47.799	26.622	218.7	9:40.906	15	1:35.450	22.080	47.062	26.308	218.7	25:33.658
6	1:36.071	22.184	47.477	26.410	216.7	11:16.977	16	1:35.885	22.293	47.284	26.308	216.0	27:09.543
7	1:36.066	22.140	47.469	26.457	216.0	12:53.043	17	1:35.814	22.158	47.304	26.352	214.0	28:45.357
8	1:35.512	22.120	46.996	26.396	212.0	14:28.555	18	1:35.795	22.238	47.030	26.527	217.4	30:21.152
9	1:35.252	22.057	46.795	26.400	216.0	16:03.807	19	1:35.775	22.159	47.072	26.544	216.0	31:56.927
10	1:35.315	22.071	46.900	26.344	214.7	17:39.122							
11	1:35.452	22.092	46.968	26.392	214.7	19:14.574							
12	1:35.559	22.197	46.903	26.459	215.3	20:50.133							
13	1:35.494	22.178	47.008	26.308	210.7	22:25.627							
14	1:35.658	22.099	47.069	26.490	212.7	24:01.285							
15	1:36.094	22.481	47.220	26.393	212.7	25:37.379							
16	1:35.829	22.254	47.143	26.432	213.3	27:13.208							
17	1:36.084	22.222	47.250	26.612	216.7	28:49.292							
18	1:36.189	22.425	47.171	26.593	210.7	30:25.481							
19	1:36.318	22.265	47.308	26.745	214.0	32:01.799							
37 Ty FISHER CAN													
Griffin Core TATUUS T-421													
1	1:43.592	29.014	48.192	26.386		1:43.592	11	1:35.710	22.196	47.105	26.409	214.7	19:25.124
2	1:47.307	22.136	52.466	32.705	214.7	3:30.899	12	1:36.396	22.433	46.951	27.012	216.0	21:01.520
3	2:19.039	44.448	1:02.725	31.866	165.8	5:49.938	13	1:36.598	22.844	47.150	26.604	212.0	22:38.118
4	2:10.941	29.513	59.081	42.347	122.6	8:00.879	14	1:35.855	22.193	47.197	26.465	212.7	24:13.973
5	1:35.915	22.391	47.241	26.283	216.7	9:36.794	15	1:35.539	22.080	47.008	26.451	214.0	25:49.512
6	1:34.942	22.037	46.761	26.144	216.0	11:11.736	16	1:35.661	22.073	47.086	26.502	212.7	27:25.173
7	1:35.052	22.021	46.766	26.265	217.4	12:46.788	17	1:35.831	22.083	47.150	26.598	214.0	29:01.004
8	1:34.885	22.030	46.643	26.212	214.0	14:21.673	18	1:35.999	22.200	47.280	26.519	214.0	30:37.003
9	1:34.994	22.049	46.629	26.316	214.0	15:56.667	19	1:36.263	22.205	47.476	26.582	215.3	32:13.266
10	1:35.066	22.141	46.650	26.275	214.0	17:31.733							
11	1:35.026	22.046	46.711	26.269	216.7	19:06.759							
12	1:34.901	22.016	46.637	26.248	214.0	20:41.660							
13	1:34.966	22.044	46.678	26.244	215.3	22:16.626							
14	1:35.158	21.989	46.872	26.297	214.0	23:51.784							
15	1:35.183	22.071	46.795	26.317	212.7	25:26.967							
16	1:35.260	22.060	46.931	26.269	214.7	27:02.227							
17	1:35.273	22.123	46.826	26.324	214.7	28:37.500							
18	1:35.420	22.204	46.910	26.306	215.3	30:12.920							
19	1:35.231	22.114	46.857	26.260	214.7	31:48.151							
38 Daniel KELLEHER IRE													
Campos Racing TATUUS T-421													
1	1:46.550	30.508	49.154	26.888		1:46.550	11	1:35.298	22.066	46.824	26.408	214.0	19:09.482
2	1:49.758	22.987	54.744	32.027	223.0	3:36.308	12	1:35.281	22.075	46.833	26.373	215.3	20:44.763
3	2:18.907	45.216	1:02.178	31.513	163.0	5:55.215	13	1:35.241	22.070	46.775	26.396	214.7	22:20.004
4	2:08.381	29.780	58.840	39.761	158.9	8:03.596	14	1:35.288	21.995	46.921	26.372	214.0	23:55.292
5	1:36.829	22.546	47.726	26.557	216.0	9:40.425	15	1:35.303	22.042	46.769	26.492	215.3	25:30.595
6	1:35.587	22.179	47.051	26.357	214.7	11:16.012	16	1:35.675	22.104	47.030	26.541	214.7	27:06.270
7	1:35.219	22.082	46.843	26.294	216.7	12:51.231	17	1:35.572	22.007	47.035	26.530	214.7	28:41.842
8	1:35.543	22.263	46.975	26.305	218.0	14:26.774	18	1:35.773	22.305	46.968	26.500	215.3	30:17.615
9	1:35.170	22.145	46.707	26.318	214.7	16:01.944	19	1:36.044	22.207	47.271	26.566	214.0	31:53.659
10	1:35.116	22.181	46.753	26.182	216.0	17:37.060							
40 Kasper SCHORMANS NLD													
MP Motorsport TATUUS T-421													
1	1:45.460	29.778	48.582	27.100		1:45.460	11	1:35.073	21.997	46.697	26.379	212.7	17:34.184
2	1:48.106	22.661	52.536	32.909	216.0	3:33.566	12	1:35.298	22.066	46.824	26.408	214.0	19:09.482
3	2:18.498	44.382	1:02.110	32.006	172.4	5:52.064	13	1:35.281	22.075	46.833	26.373	215.3	20:44.763
4	2:09.859	29.143	59.373	41.343	137.4	8:01.923	14	1:35.241	22.070	46.775	26.396	214.7	22:20.004
5	1:36.340	22.543	47.420	26.377	216.0	9:38.263	15	1:35.288	21.995	46.921	26.372	214.0	23:55.292
6	1:35.421	22.104	46.914	26.403	214.7	11:13.684	16	1:35.303	22.042	46.769	26.492	215.3	25:30.595
7	1:35.148	21.990	46.865	26.293	216.7	12:48.832	17	1:35.675	22.104	47.030	26.541	214.7	27:06.270
8	1:35.180	22.065	46.838	26.277	214.7	14:24.012	18	1:35.572	22.007	47.035	26.530	214.7	28:41.842
9	1:35.099	22.091	46.710	26.298	215.3	15:59.111	19	1:35.773	22.305	46.968	26.500	215.3	30:17.615
10	1:35.073	21.997	46.697	26.379	212.7	17:34.184							
11	1:35.298	22.066	46.824	26.408	214.0	19:09.482							
12	1:35.281	22.075	46.833	26.373	215.3	20:44.763							
13	1:35.241	22.070	46.775	26.396	214.7	22:20.004							
14	1:35.288	21.995	46.921	26.372	214.0	23:55.292							
15	1:35.303	22.042	46.769	26.492	215.3	25:30.595							
16	1:35.675	22.104	47.030	26.541	214.7	27:06.270							
17	1:35.572	22.007	47.035	26.530	214.7	28:41.842							
18	1:35.773	22.305	46.968	26.500	215.3	30:17.615							
19	1:36.044	22.207	47.271	26.566	214.0	31:53.659							
44 Elliott KACZYNSKI SWE													
Drivex TATUUS T-421													
1	1:45.275	29.280	48.875	27.120		1:45.275							





F4Spain


ROUND 1 - VALENCIA

Race 1

Sector Analysis

— Invalidated Lap							■ Personal Best ■ Session Best ■ Crossing the pit lane																																																																																																																																																																																																																																																																																																																																																																																																																																																																																																																																																									
Lap	Time	Sector 1	Sector 2	Sector 3	T.Sp	Elapsed	Lap	Time	Sector 1	Sector 2	Sector 3	T.Sp	Elapsed																																																																																																																																																																																																																																																																																																																																																																																																																																																																																																																																																			
2	<u>1:47.887</u>	<u>22.609</u>	52.164	33.114	210.1	3:33.162	15	1:36.272	22.345	47.406	26.521	210.7	25:54.967																																																																																																																																																																																																																																																																																																																																																																																																																																																																																																																																																			
3	2:18.555	44.339	1:02.172	32.044	166.6	5:51.717	16	1:35.962	22.149	47.193	26.620	211.4	27:30.929																																																																																																																																																																																																																																																																																																																																																																																																																																																																																																																																																			
4	2:09.969	29.107	58.966	41.896	135.0	8:01.686	17	1:36.196	22.325	47.243	26.628	212.7	29:07.125																																																																																																																																																																																																																																																																																																																																																																																																																																																																																																																																																			
5	1:36.061	22.311	47.357	26.393	214.0	9:37.747	18	1:37.065	22.613	47.625	26.827	211.4	30:44.190																																																																																																																																																																																																																																																																																																																																																																																																																																																																																																																																																			
6	1:35.395	22.101	47.065	26.229	215.3	11:13.142	19	1:36.287	22.251	47.455	26.581	211.4	32:20.477																																																																																																																																																																																																																																																																																																																																																																																																																																																																																																																																																			
7	1:35.043	22.021	46.730	26.292	215.3	12:48.185	<div style="border: 2px solid black; padding: 5px; margin-bottom: 5px;"> 73 <div style="clear: both;"> Fausto ARNAUDO ARG </div> <p style="font-size: small; margin: 0;">Monlau Motorsport TATUUS T-421</p> <table style="width: 100%; border-collapse: collapse; font-size: x-small;"> <tr><td>1</td><td>1:49.938</td><td>33.313</td><td>49.170</td><td>27.455</td><td></td><td>1:49.938</td></tr> <tr><td>2</td><td>1:56.360</td><td>23.344</td><td>58.513</td><td>34.503</td><td>214.0</td><td>3:46.298</td></tr> <tr><td>3</td><td>2:17.940</td><td>43.479</td><td>1:01.363</td><td>33.098</td><td>196.9</td><td>6:04.238</td></tr> <tr><td>4</td><td>2:03.607</td><td>31.267</td><td>54.916</td><td>37.424</td><td>171.1</td><td>8:07.845</td></tr> <tr><td>5</td><td>1:37.192</td><td>22.936</td><td>47.681</td><td>26.575</td><td>215.3</td><td>9:45.037</td></tr> <tr><td>6</td><td>1:36.792</td><td>22.179</td><td>47.832</td><td>26.781</td><td>214.7</td><td>11:21.829</td></tr> <tr><td>7</td><td>1:37.289</td><td>22.769</td><td>47.902</td><td>26.618</td><td>216.7</td><td>12:59.118</td></tr> <tr><td>8</td><td>1:36.709</td><td>22.324</td><td>47.501</td><td>26.884</td><td>214.7</td><td>14:35.827</td></tr> <tr><td>9</td><td>1:36.167</td><td>22.453</td><td>47.189</td><td>26.525</td><td>216.0</td><td>16:11.994</td></tr> <tr><td>10</td><td>1:35.711</td><td>22.130</td><td>47.117</td><td>26.464</td><td>213.3</td><td>17:47.705</td></tr> <tr><td>11</td><td>1:35.915</td><td>22.193</td><td>47.248</td><td>26.474</td><td>214.0</td><td>19:23.620</td></tr> <tr><td>12</td><td>1:36.264</td><td>22.332</td><td>47.316</td><td>26.616</td><td>214.7</td><td>20:59.884</td></tr> <tr><td>13</td><td>1:35.706</td><td>22.175</td><td>47.098</td><td>26.433</td><td>212.7</td><td>22:35.590</td></tr> <tr><td>14</td><td>1:36.050</td><td>22.160</td><td>47.097</td><td>26.793</td><td>214.0</td><td>24:11.640</td></tr> <tr><td>15</td><td>1:36.042</td><td>22.194</td><td>47.302</td><td>26.546</td><td>212.7</td><td>25:47.682</td></tr> <tr><td>16</td><td>1:36.176</td><td>22.223</td><td>47.351</td><td>26.602</td><td>213.3</td><td>27:23.858</td></tr> <tr><td>17</td><td>1:36.013</td><td>22.192</td><td>47.163</td><td>26.658</td><td>213.3</td><td>28:59.871</td></tr> <tr><td>18</td><td>1:36.260</td><td>22.234</td><td>47.356</td><td>26.670</td><td>214.0</td><td>30:36.131</td></tr> <tr><td>19</td><td>1:36.154</td><td>22.291</td><td>47.283</td><td>26.580</td><td>214.0</td><td>32:12.285</td></tr> </table> </div> <div style="border: 2px solid black; padding: 5px; margin-bottom: 5px;"> 46 <div style="clear: both;"> Nathan TYE GBR </div> <p style="font-size: small; margin: 0;">Drivex TATUUS T-421</p> <table style="width: 100%; border-collapse: collapse; font-size: x-small;"> <tr><td>1</td><td>1:45.793</td><td>30.235</td><td>48.628</td><td>26.930</td><td></td><td>1:45.793</td></tr> <tr><td>2</td><td>1:48.221</td><td>22.504</td><td>52.772</td><td>32.945</td><td>216.0</td><td>3:34.014</td></tr> <tr><td>3</td><td>2:18.685</td><td>44.683</td><td>1:01.738</td><td>32.264</td><td>166.2</td><td>5:52.699</td></tr> <tr><td>4</td><td>2:09.599</td><td>29.167</td><td>59.258</td><td>41.174</td><td>150.9</td><td>8:02.298</td></tr> <tr><td>5</td><td>1:36.395</td><td>22.368</td><td>47.570</td><td>26.457</td><td>214.7</td><td>9:38.693</td></tr> <tr><td>6</td><td>1:35.540</td><td>22.101</td><td>47.025</td><td>26.414</td><td>214.7</td><td>11:14.233</td></tr> <tr><td>7</td><td>1:35.174</td><td>22.066</td><td>46.792</td><td>26.316</td><td>213.3</td><td>12:49.407</td></tr> <tr><td>8</td><td>1:35.246</td><td>22.084</td><td>46.822</td><td>26.340</td><td>212.0</td><td>14:24.653</td></tr> <tr><td>9</td><td>1:35.099</td><td>22.062</td><td>46.679</td><td>26.358</td><td>212.7</td><td>15:59.752</td></tr> <tr><td>10</td><td>1:35.102</td><td>21.990</td><td>46.861</td><td>26.251</td><td>212.7</td><td>17:34.854</td></tr> <tr><td>11</td><td>1:35.273</td><td>22.047</td><td>46.803</td><td>26.423</td><td>212.7</td><td>19:10.127</td></tr> <tr><td>12</td><td>1:35.283</td><td>22.080</td><td>46.800</td><td>26.403</td><td>213.3</td><td>20:45.410</td></tr> <tr><td>13</td><td>1:35.267</td><td>22.076</td><td>46.795</td><td>26.396</td><td>214.0</td><td>22:20.677</td></tr> <tr><td>14</td><td>1:35.272</td><td>22.085</td><td>46.782</td><td>26.405</td><td>213.3</td><td>23:55.949</td></tr> <tr><td>15</td><td>1:35.348</td><td>22.107</td><td>46.874</td><td>26.367</td><td>212.0</td><td>25:31.297</td></tr> <tr><td>16</td><td>1:35.603</td><td>22.163</td><td>46.941</td><td>26.499</td><td>212.7</td><td>27:06.900</td></tr> <tr><td>17</td><td>1:35.498</td><td>22.135</td><td>46.885</td><td>26.478</td><td>213.3</td><td>28:42.398</td></tr> <tr><td>18</td><td>1:35.867</td><td>22.141</td><td>47.243</td><td>26.483</td><td>214.0</td><td>30:18.265</td></tr> <tr><td>19</td><td>1:35.841</td><td>22.195</td><td>47.061</td><td>26.585</td><td>213.3</td><td>31:54.106</td></tr> </table> </div> <div style="border: 2px solid black; padding: 5px; margin-bottom: 5px;"> 71 <div style="clear: both;"> Sam URUS MCO </div> <p style="font-size: small; margin: 0;">DXR TATUUS T-421</p> <table style="width: 100%; border-collapse: collapse; font-size: x-small;"> <tr><td>1</td><td>1:51.060</td><td>34.000</td><td>49.641</td><td>27.419</td><td></td><td>1:51.060</td></tr> <tr><td>2</td><td>1:57.771</td><td>23.084</td><td>59.131</td><td>35.556</td><td>213.3</td><td>3:48.831</td></tr> <tr><td>3</td><td>2:17.244</td><td>43.428</td><td>1:00.864</td><td>32.952</td><td>201.5</td><td>6:06.075</td></tr> <tr><td>4</td><td>2:03.302</td><td>31.592</td><td>54.693</td><td>37.017</td><td>166.2</td><td>8:09.377</td></tr> <tr><td>5</td><td>1:37.512</td><td>22.542</td><td>48.009</td><td>26.961</td><td>214.0</td><td>9:46.889</td></tr> <tr><td>6</td><td>1:37.352</td><td>22.535</td><td>48.337</td><td>26.480</td><td>214.0</td><td>11:24.241</td></tr> <tr><td>7</td><td>1:36.719</td><td>22.512</td><td>47.583</td><td>26.624</td><td>216.0</td><td>13:00.960</td></tr> <tr><td>8</td><td>1:37.131</td><td>22.518</td><td>47.536</td><td>27.077</td><td>214.0</td><td>14:38.091</td></tr> <tr><td>9</td><td>1:37.509</td><td>22.731</td><td>47.923</td><td>26.855</td><td>214.7</td><td>16:15.600</td></tr> <tr><td>10</td><td>1:37.212</td><td>22.502</td><td>47.815</td><td>26.895</td><td>215.3</td><td>17:52.812</td></tr> <tr><td>11</td><td>1:36.549</td><td>22.316</td><td>47.471</td><td>26.762</td><td>210.1</td><td>19:29.361</td></tr> <tr><td>12</td><td>1:36.496</td><td>22.407</td><td>47.352</td><td>26.737</td><td>210.7</td><td>21:05.857</td></tr> <tr><td>13</td><td>1:36.372</td><td>22.350</td><td>47.404</td><td>26.618</td><td>211.4</td><td>22:42.229</td></tr> <tr><td>14</td><td>1:36.466</td><td>22.510</td><td>47.175</td><td>26.781</td><td>211.4</td><td>24:18.695</td></tr> </table> </div> <div style="border: 2px solid black; padding: 5px; margin-bottom: 5px;"> 74 <div style="clear: both;"> Pablo RICCOBONO ESP </div> <p style="font-size: small; margin: 0;">GRS Team TATUUS T-421</p> <table style="width: 100%; border-collapse: collapse; font-size: x-small;"> <tr><td>1</td><td>1:49.886</td><td>32.937</td><td>49.651</td><td>27.298</td><td></td><td>1:49.886</td></tr> <tr><td>2</td><td>1:56.046</td><td>22.591</td><td>58.710</td><td>34.745</td><td>213.3</td><td>3:45.932</td></tr> <tr><td>3</td><td>2:18.009</td><td>43.312</td><td>1:01.460</td><td>33.237</td><td>197.5</td><td>6:03.941</td></tr> <tr><td>4</td><td>2:03.571</td><td>31.038</td><td>54.769</td><td>37.764</td><td>167.4</td><td>8:07.512</td></tr> <tr><td>5</td><td>1:37.010</td><td>22.543</td><td>47.875</td><td>26.592</td><td>218.0</td><td>9:44.522</td></tr> <tr><td>6</td><td>1:36.991</td><td>22.255</td><td>48.051</td><td>26.685</td><td>216.7</td><td>11:21.513</td></tr> <tr><td>7</td><td>1:36.310</td><td>22.605</td><td>47.162</td><td>26.543</td><td>216.0</td><td>12:57.823</td></tr> <tr><td>8</td><td>1:36.021</td><td>22.539</td><td>47.149</td><td>26.333</td><td>216.7</td><td>14:33.844</td></tr> <tr><td>9</td><td>1:35.426</td><td>22.254</td><td>46.853</td><td>26.319</td><td>212.0</td><td>16:09.270</td></tr> <tr><td>10</td><td>1:35.414</td><td>22.098</td><td>47.019</td><td>26.297</td><td>211.4</td><td>17:44.684</td></tr> <tr><td>11</td><td>1:35.841</td><td>22.083</td><td>47.249</td><td>26.509</td><td>212.0</td><td>19:20.525</td></tr> <tr><td>12</td><td>1:35.708</td><td>22.162</td><td>47.081</td><td>26.465</td><td>210.7</td><td>20:56.233</td></tr> <tr><td>13</td><td>1:35.536</td><td>22.012</td><td>46.956</td><td>26.568</td><td>211.4</td><td>22:31.769</td></tr> <tr><td>14</td><td>1:35.590</td><td>22.084</td><td>47.008</td><td>26.498</td><td>212.0</td><td>24:07.359</td></tr> <tr><td>15</td><td>1:35.655</td><td>22.026</td><td>47.204</td><td>26.425</td><td>212.0</td><td>25:43.014</td></tr> <tr><td>16</td><td>1:35.960</td><td>22.327</td><td>47.208</td><td>26.425</td><td>212.7</td><td>27:18.974</td></tr> <tr><td>17</td><td>1:35.720</td><td>22.051</td><td>47.198</td><td>26.471</td><td>212.7</td><td>28:54.694</td></tr> <tr><td>18</td><td>1:35.893</td><td>22.040</td><td>47.267</td><td>26.586</td><td>213.3</td><td>30:30.587</td></tr> <tr><td>19</td><td>1:36.361</td><td>22.303</td><td>47.458</td><td>26.600</td><td>212.7</td><td>32:06.948</td></tr> </table> </div> <div style="border: 2px solid black; padding: 5px;"> 77 <div style="clear: both;"> Andrej PETROVIC SRB </div> <p style="font-size: small; margin: 0;">T-Code by Amtog TATUUS T-421</p> <table style="width: 100%; border-collapse: collapse; font-size: x-small;"> <tr><td>1</td><td>1:44.208</td><td>29.254</td><td>48.510</td><td>26.444</td><td></td><td>1:44.208</td></tr> <tr><td>2</td><td>1:47.543</td><td>22.230</td><td>52.606</td><td>32.707</td><td>216.0</td><td>3:31.751</td></tr> <tr><td>3</td><td>2:18.998</td><td>44.495</td><td>1:02.670</td><td>31.833</td><td>158.9</td><td>5:50.749</td></tr> <tr><td>4</td><td>2:10.542</td><td>29.186</td><td>59.133</td><td>42.223</td><td>124.3</td><td>8:01.291</td></tr> <tr><td>5</td><td>1:35.999</td><td>22.478</td><td>47.211</td><td>26.310</td><td>215.3</td><td>9:37.290</td></tr> </table> </div>						1	1:49.938	33.313	49.170	27.455		1:49.938	2	1:56.360	23.344	58.513	34.503	214.0	3:46.298	3	2:17.940	43.479	1:01.363	33.098	196.9	6:04.238	4	2:03.607	31.267	54.916	37.424	171.1	8:07.845	5	1:37.192	22.936	47.681	26.575	215.3	9:45.037	6	1:36.792	22.179	47.832	26.781	214.7	11:21.829	7	1:37.289	22.769	47.902	26.618	216.7	12:59.118	8	1:36.709	22.324	47.501	26.884	214.7	14:35.827	9	1:36.167	22.453	47.189	26.525	216.0	16:11.994	10	1:35.711	22.130	47.117	26.464	213.3	17:47.705	11	1:35.915	22.193	47.248	26.474	214.0	19:23.620	12	1:36.264	22.332	47.316	26.616	214.7	20:59.884	13	1:35.706	22.175	47.098	26.433	212.7	22:35.590	14	1:36.050	22.160	47.097	26.793	214.0	24:11.640	15	1:36.042	22.194	47.302	26.546	212.7	25:47.682	16	1:36.176	22.223	47.351	26.602	213.3	27:23.858	17	1:36.013	22.192	47.163	26.658	213.3	28:59.871	18	1:36.260	22.234	47.356	26.670	214.0	30:36.131	19	1:36.154	22.291	47.283	26.580	214.0	32:12.285	1	1:45.793	30.235	48.628	26.930		1:45.793	2	1:48.221	22.504	52.772	32.945	216.0	3:34.014	3	2:18.685	44.683	1:01.738	32.264	166.2	5:52.699	4	2:09.599	29.167	59.258	41.174	150.9	8:02.298	5	1:36.395	22.368	47.570	26.457	214.7	9:38.693	6	1:35.540	22.101	47.025	26.414	214.7	11:14.233	7	1:35.174	22.066	46.792	26.316	213.3	12:49.407	8	1:35.246	22.084	46.822	26.340	212.0	14:24.653	9	1:35.099	22.062	46.679	26.358	212.7	15:59.752	10	1:35.102	21.990	46.861	26.251	212.7	17:34.854	11	1:35.273	22.047	46.803	26.423	212.7	19:10.127	12	1:35.283	22.080	46.800	26.403	213.3	20:45.410	13	1:35.267	22.076	46.795	26.396	214.0	22:20.677	14	1:35.272	22.085	46.782	26.405	213.3	23:55.949	15	1:35.348	22.107	46.874	26.367	212.0	25:31.297	16	1:35.603	22.163	46.941	26.499	212.7	27:06.900	17	1:35.498	22.135	46.885	26.478	213.3	28:42.398	18	1:35.867	22.141	47.243	26.483	214.0	30:18.265	19	1:35.841	22.195	47.061	26.585	213.3	31:54.106	1	1:51.060	34.000	49.641	27.419		1:51.060	2	1:57.771	23.084	59.131	35.556	213.3	3:48.831	3	2:17.244	43.428	1:00.864	32.952	201.5	6:06.075	4	2:03.302	31.592	54.693	37.017	166.2	8:09.377	5	1:37.512	22.542	48.009	26.961	214.0	9:46.889	6	1:37.352	22.535	48.337	26.480	214.0	11:24.241	7	1:36.719	22.512	47.583	26.624	216.0	13:00.960	8	1:37.131	22.518	47.536	27.077	214.0	14:38.091	9	1:37.509	22.731	47.923	26.855	214.7	16:15.600	10	1:37.212	22.502	47.815	26.895	215.3	17:52.812	11	1:36.549	22.316	47.471	26.762	210.1	19:29.361	12	1:36.496	22.407	47.352	26.737	210.7	21:05.857	13	1:36.372	22.350	47.404	26.618	211.4	22:42.229	14	1:36.466	22.510	47.175	26.781	211.4	24:18.695	1	1:49.886	32.937	49.651	27.298		1:49.886	2	1:56.046	22.591	58.710	34.745	213.3	3:45.932	3	2:18.009	43.312	1:01.460	33.237	197.5	6:03.941	4	2:03.571	31.038	54.769	37.764	167.4	8:07.512	5	1:37.010	22.543	47.875	26.592	218.0	9:44.522	6	1:36.991	22.255	48.051	26.685	216.7	11:21.513	7	1:36.310	22.605	47.162	26.543	216.0	12:57.823	8	1:36.021	22.539	47.149	26.333	216.7	14:33.844	9	1:35.426	22.254	46.853	26.319	212.0	16:09.270	10	1:35.414	22.098	47.019	26.297	211.4	17:44.684	11	1:35.841	22.083	47.249	26.509	212.0	19:20.525	12	1:35.708	22.162	47.081	26.465	210.7	20:56.233	13	1:35.536	22.012	46.956	26.568	211.4	22:31.769	14	1:35.590	22.084	47.008	26.498	212.0	24:07.359	15	1:35.655	22.026	47.204	26.425	212.0	25:43.014	16	1:35.960	22.327	47.208	26.425	212.7	27:18.974	17	1:35.720	22.051	47.198	26.471	212.7	28:54.694	18	1:35.893	22.040	47.267	26.586	213.3	30:30.587	19	1:36.361	22.303	47.458	26.600	212.7	32:06.948	1	1:44.208	29.254	48.510	26.444		1:44.208	2	1:47.543	22.230	52.606	32.707	216.0	3:31.751	3	2:18.998	44.495	1:02.670	31.833	158.9	5:50.749	4	2:10.542	29.186	59.133	42.223	124.3	8:01.291	5	1:35.999	22.478	47.211	26.310	215.3	9:37.290
1	1:49.938	33.313	49.170	27.455		1:49.938																																																																																																																																																																																																																																																																																																																																																																																																																																																																																																																																																										
2	1:56.360	23.344	58.513	34.503	214.0	3:46.298																																																																																																																																																																																																																																																																																																																																																																																																																																																																																																																																																										
3	2:17.940	43.479	1:01.363	33.098	196.9	6:04.238																																																																																																																																																																																																																																																																																																																																																																																																																																																																																																																																																										
4	2:03.607	31.267	54.916	37.424	171.1	8:07.845																																																																																																																																																																																																																																																																																																																																																																																																																																																																																																																																																										
5	1:37.192	22.936	47.681	26.575	215.3	9:45.037																																																																																																																																																																																																																																																																																																																																																																																																																																																																																																																																																										
6	1:36.792	22.179	47.832	26.781	214.7	11:21.829																																																																																																																																																																																																																																																																																																																																																																																																																																																																																																																																																										
7	1:37.289	22.769	47.902	26.618	216.7	12:59.118																																																																																																																																																																																																																																																																																																																																																																																																																																																																																																																																																										
8	1:36.709	22.324	47.501	26.884	214.7	14:35.827																																																																																																																																																																																																																																																																																																																																																																																																																																																																																																																																																										
9	1:36.167	22.453	47.189	26.525	216.0	16:11.994																																																																																																																																																																																																																																																																																																																																																																																																																																																																																																																																																										
10	1:35.711	22.130	47.117	26.464	213.3	17:47.705																																																																																																																																																																																																																																																																																																																																																																																																																																																																																																																																																										
11	1:35.915	22.193	47.248	26.474	214.0	19:23.620																																																																																																																																																																																																																																																																																																																																																																																																																																																																																																																																																										
12	1:36.264	22.332	47.316	26.616	214.7	20:59.884																																																																																																																																																																																																																																																																																																																																																																																																																																																																																																																																																										
13	1:35.706	22.175	47.098	26.433	212.7	22:35.590																																																																																																																																																																																																																																																																																																																																																																																																																																																																																																																																																										
14	1:36.050	22.160	47.097	26.793	214.0	24:11.640																																																																																																																																																																																																																																																																																																																																																																																																																																																																																																																																																										
15	1:36.042	22.194	47.302	26.546	212.7	25:47.682																																																																																																																																																																																																																																																																																																																																																																																																																																																																																																																																																										
16	1:36.176	22.223	47.351	26.602	213.3	27:23.858																																																																																																																																																																																																																																																																																																																																																																																																																																																																																																																																																										
17	1:36.013	22.192	47.163	26.658	213.3	28:59.871																																																																																																																																																																																																																																																																																																																																																																																																																																																																																																																																																										
18	1:36.260	22.234	47.356	26.670	214.0	30:36.131																																																																																																																																																																																																																																																																																																																																																																																																																																																																																																																																																										
19	1:36.154	22.291	47.283	26.580	214.0	32:12.285																																																																																																																																																																																																																																																																																																																																																																																																																																																																																																																																																										
1	1:45.793	30.235	48.628	26.930		1:45.793																																																																																																																																																																																																																																																																																																																																																																																																																																																																																																																																																										
2	1:48.221	22.504	52.772	32.945	216.0	3:34.014																																																																																																																																																																																																																																																																																																																																																																																																																																																																																																																																																										
3	2:18.685	44.683	1:01.738	32.264	166.2	5:52.699																																																																																																																																																																																																																																																																																																																																																																																																																																																																																																																																																										
4	2:09.599	29.167	59.258	41.174	150.9	8:02.298																																																																																																																																																																																																																																																																																																																																																																																																																																																																																																																																																										
5	1:36.395	22.368	47.570	26.457	214.7	9:38.693																																																																																																																																																																																																																																																																																																																																																																																																																																																																																																																																																										
6	1:35.540	22.101	47.025	26.414	214.7	11:14.233																																																																																																																																																																																																																																																																																																																																																																																																																																																																																																																																																										
7	1:35.174	22.066	46.792	26.316	213.3	12:49.407																																																																																																																																																																																																																																																																																																																																																																																																																																																																																																																																																										
8	1:35.246	22.084	46.822	26.340	212.0	14:24.653																																																																																																																																																																																																																																																																																																																																																																																																																																																																																																																																																										
9	1:35.099	22.062	46.679	26.358	212.7	15:59.752																																																																																																																																																																																																																																																																																																																																																																																																																																																																																																																																																										
10	1:35.102	21.990	46.861	26.251	212.7	17:34.854																																																																																																																																																																																																																																																																																																																																																																																																																																																																																																																																																										
11	1:35.273	22.047	46.803	26.423	212.7	19:10.127																																																																																																																																																																																																																																																																																																																																																																																																																																																																																																																																																										
12	1:35.283	22.080	46.800	26.403	213.3	20:45.410																																																																																																																																																																																																																																																																																																																																																																																																																																																																																																																																																										
13	1:35.267	22.076	46.795	26.396	214.0	22:20.677																																																																																																																																																																																																																																																																																																																																																																																																																																																																																																																																																										
14	1:35.272	22.085	46.782	26.405	213.3	23:55.949																																																																																																																																																																																																																																																																																																																																																																																																																																																																																																																																																										
15	1:35.348	22.107	46.874	26.367	212.0	25:31.297																																																																																																																																																																																																																																																																																																																																																																																																																																																																																																																																																										
16	1:35.603	22.163	46.941	26.499	212.7	27:06.900																																																																																																																																																																																																																																																																																																																																																																																																																																																																																																																																																										
17	1:35.498	22.135	46.885	26.478	213.3	28:42.398																																																																																																																																																																																																																																																																																																																																																																																																																																																																																																																																																										
18	1:35.867	22.141	47.243	26.483	214.0	30:18.265																																																																																																																																																																																																																																																																																																																																																																																																																																																																																																																																																										
19	1:35.841	22.195	47.061	26.585	213.3	31:54.106																																																																																																																																																																																																																																																																																																																																																																																																																																																																																																																																																										
1	1:51.060	34.000	49.641	27.419		1:51.060																																																																																																																																																																																																																																																																																																																																																																																																																																																																																																																																																										
2	1:57.771	23.084	59.131	35.556	213.3	3:48.831																																																																																																																																																																																																																																																																																																																																																																																																																																																																																																																																																										
3	2:17.244	43.428	1:00.864	32.952	201.5	6:06.075																																																																																																																																																																																																																																																																																																																																																																																																																																																																																																																																																										
4	2:03.302	31.592	54.693	37.017	166.2	8:09.377																																																																																																																																																																																																																																																																																																																																																																																																																																																																																																																																																										
5	1:37.512	22.542	48.009	26.961	214.0	9:46.889																																																																																																																																																																																																																																																																																																																																																																																																																																																																																																																																																										
6	1:37.352	22.535	48.337	26.480	214.0	11:24.241																																																																																																																																																																																																																																																																																																																																																																																																																																																																																																																																																										
7	1:36.719	22.512	47.583	26.624	216.0	13:00.960																																																																																																																																																																																																																																																																																																																																																																																																																																																																																																																																																										
8	1:37.131	22.518	47.536	27.077	214.0	14:38.091																																																																																																																																																																																																																																																																																																																																																																																																																																																																																																																																																										
9	1:37.509	22.731	47.923	26.855	214.7	16:15.600																																																																																																																																																																																																																																																																																																																																																																																																																																																																																																																																																										
10	1:37.212	22.502	47.815	26.895	215.3	17:52.812																																																																																																																																																																																																																																																																																																																																																																																																																																																																																																																																																										
11	1:36.549	22.316	47.471	26.762	210.1	19:29.361																																																																																																																																																																																																																																																																																																																																																																																																																																																																																																																																																										
12	1:36.496	22.407	47.352	26.737	210.7	21:05.857																																																																																																																																																																																																																																																																																																																																																																																																																																																																																																																																																										
13	1:36.372	22.350	47.404	26.618	211.4	22:42.229																																																																																																																																																																																																																																																																																																																																																																																																																																																																																																																																																										
14	1:36.466	22.510	47.175	26.781	211.4	24:18.695																																																																																																																																																																																																																																																																																																																																																																																																																																																																																																																																																										
1	1:49.886	32.937	49.651	27.298		1:49.886																																																																																																																																																																																																																																																																																																																																																																																																																																																																																																																																																										
2	1:56.046	22.591	58.710	34.745	213.3	3:45.932																																																																																																																																																																																																																																																																																																																																																																																																																																																																																																																																																										
3	2:18.009	43.312	1:01.460	33.237	197.5	6:03.941																																																																																																																																																																																																																																																																																																																																																																																																																																																																																																																																																										
4	2:03.571	31.038	54.769	37.764	167.4	8:07.512																																																																																																																																																																																																																																																																																																																																																																																																																																																																																																																																																										
5	1:37.010	22.543	47.875	26.592	218.0	9:44.522																																																																																																																																																																																																																																																																																																																																																																																																																																																																																																																																																										
6	1:36.991	22.255	48.051	26.685	216.7	11:21.513																																																																																																																																																																																																																																																																																																																																																																																																																																																																																																																																																										
7	1:36.310	22.605	47.162	26.543	216.0	12:57.823																																																																																																																																																																																																																																																																																																																																																																																																																																																																																																																																																										
8	1:36.021	22.539	47.149	26.333	216.7	14:33.844																																																																																																																																																																																																																																																																																																																																																																																																																																																																																																																																																										
9	1:35.426	22.254	46.853	26.319	212.0	16:09.270																																																																																																																																																																																																																																																																																																																																																																																																																																																																																																																																																										
10	1:35.414	22.098	47.019	26.297	211.4	17:44.684																																																																																																																																																																																																																																																																																																																																																																																																																																																																																																																																																										
11	1:35.841	22.083	47.249	26.509	212.0	19:20.525																																																																																																																																																																																																																																																																																																																																																																																																																																																																																																																																																										
12	1:35.708	22.162	47.081	26.465	210.7	20:56.233																																																																																																																																																																																																																																																																																																																																																																																																																																																																																																																																																										
13	1:35.536	22.012	46.956	26.568	211.4	22:31.769																																																																																																																																																																																																																																																																																																																																																																																																																																																																																																																																																										
14	1:35.590	22.084	47.008	26.498	212.0	24:07.359																																																																																																																																																																																																																																																																																																																																																																																																																																																																																																																																																										
15	1:35.655	22.026	47.204	26.425	212.0	25:43.014																																																																																																																																																																																																																																																																																																																																																																																																																																																																																																																																																										
16	1:35.960	22.327	47.208	26.425	212.7	27:18.974																																																																																																																																																																																																																																																																																																																																																																																																																																																																																																																																																										
17	1:35.720	22.051	47.198	26.471	212.7	28:54.694																																																																																																																																																																																																																																																																																																																																																																																																																																																																																																																																																										
18	1:35.893	22.040	47.267	26.586	213.3	30:30.587																																																																																																																																																																																																																																																																																																																																																																																																																																																																																																																																																										
19	1:36.361	22.303	47.458	26.600	212.7	32:06.948																																																																																																																																																																																																																																																																																																																																																																																																																																																																																																																																																										
1	1:44.208	29.254	48.510	26.444		1:44.208																																																																																																																																																																																																																																																																																																																																																																																																																																																																																																																																																										
2	1:47.543	22.230	52.606	32.707	216.0	3:31.751																																																																																																																																																																																																																																																																																																																																																																																																																																																																																																																																																										
3	2:18.998	44.495	1:02.670	31.833	158.9	5:50.749																																																																																																																																																																																																																																																																																																																																																																																																																																																																																																																																																										
4	2:10.542	29.186	59.133	42.223	124.3	8:01.291																																																																																																																																																																																																																																																																																																																																																																																																																																																																																																																																																										
5	1:35.999	22.478	47.211	26.310	215.3	9:37.290																																																																																																																																																																																																																																																																																																																																																																																																																																																																																																																																																										






F4Spain ROUND 1 - VALENCIA Race 1

Sector Analysis

— Invalidated Lap ■ Personal Best ■ Session Best B Crossing the pit lane

Lap	Time	Sector 1	Sector 2	Sector 3	T.Sp	Elapsed	Lap	Time	Sector 1	Sector 2	Sector 3	T.Sp	Elapsed
6	1:35.303	22.187	46.764	26.352	214.0	11:12.593	19	1:36.152	22.195	47.451	26.506	216.0	32:03.882
7	1:35.053	22.144	46.663	26.246	216.7	12:47.646	81 Noah MONTEIRO PRT						
8	1:35.007	22.046	46.752	26.209	215.3	14:22.653	Griffin Core TATUUS T-421						
9	1:34.983	21.967	46.708	26.308	213.3	15:57.636	1	1:43.214	29.014	47.788	26.412		1:43.214
10	1:34.902	21.969	46.650	26.283	214.0	17:32.538	2	1:47.147	22.121	52.256	32.770	214.0	3:30.361
11	1:35.160	22.006	46.903	26.251	215.3	19:07.698	3	2:19.090	44.239	1:02.863	31.988	169.8	5:49.451
12	<u>1:34.987</u>	21.986	<u>46.646</u>	26.355	214.0	20:42.685	4	2:11.039	29.542	58.971	42.526	125.7	8:00.490
13	1:35.286	22.083	46.816	26.387	215.3	22:17.971	5	1:35.739	22.513	47.044	26.182	214.0	9:36.229
14	<u>1:35.248</u>	21.988	<u>46.971</u>	26.289	214.0	23:53.219	6	1:34.923	22.069	46.665	26.189	213.3	11:11.152
15	1:35.032	22.003	46.726	26.303	212.7	25:28.251	7	1:34.954	22.073	46.670	26.211	216.0	12:46.106
16	1:35.024	22.059	46.695	26.270	213.3	27:03.275	8	1:34.864	22.003	46.731	26.130	214.0	14:20.970
17	1:35.138	22.082	46.763	26.293	214.7	28:38.413	9	1:34.837	22.041	46.591	26.205	214.0	15:55.807
18	1:35.316	22.128	46.871	26.317	216.0	30:13.729	10	1:35.000	22.023	46.628	26.349	212.7	17:30.807
19	1:35.292	22.185	46.793	26.314	217.4	31:49.021	11	1:34.854	21.926	46.683	26.245	212.7	19:05.661
78 Maria NETO PRT							83 Alfons MIETTINEN FIN						
TC Racing TATUUS T-421							GRS Team TATUUS T-421						
1	2:06.816	51.084	48.741	26.991		2:06.816	1	1:59.812	43.763	48.871	27.178		1:59.812
2	1:45.137	22.609	47.989	34.539	209.5	3:51.953	2	1:51.564	22.656	54.210	34.698	213.3	3:51.376
3	2:16.748	42.771	1:01.726	32.251	152.9	6:08.701	3	2:16.680	42.596	1:01.485	32.599	167.4	6:08.056
4	2:02.685	32.000	53.613	37.072	163.4	8:11.386	4	2:03.132	31.784	53.950	37.398	166.2	8:11.188
5	1:38.924	23.237	48.765	26.922	216.7	9:50.310	5	1:39.513	23.645	48.981	26.887	215.3	9:50.701
6	<u>1:37.557</u>	22.592	<u>48.079</u>	26.886	210.7	11:27.867	6	<u>1:37.592</u>	<u>22.574</u>	48.082	26.936	218.0	11:28.293
7	<u>1:36.735</u>	22.374	47.577	26.784	215.3	13:04.602	7	1:36.969	22.504	47.803	26.662	214.7	13:05.262
8	<u>1:38.061</u>	<u>23.168</u>	48.125	26.768	209.5	14:42.663	8	<u>1:37.907</u>	22.729	48.452	26.726	214.7	14:43.169
9	1:36.794	22.418	47.670	26.706	214.0	16:19.457	9	1:36.673	22.374	47.581	26.718	214.0	16:19.842
10	1:37.878	23.388	47.693	26.797	208.8	17:57.335	10	1:37.907	23.198	47.916	26.793	212.0	17:57.749
11	1:38.851	23.402	48.554	26.895	213.3	19:36.186	11	1:38.510	22.683	48.624	27.203	214.7	19:36.259
12	1:37.209	23.050	47.584	26.575	210.7	21:13.395	12	1:37.629	23.220	47.806	26.603	215.3	21:13.888
13	<u>1:37.083</u>	<u>22.336</u>	47.696	27.051	214.7	22:50.478	13	1:36.714	22.451	47.551	26.712	215.3	22:50.602
14	1:38.731	23.701	48.108	26.922	210.7	24:29.209	14	1:38.852	23.410	48.717	26.725	211.4	24:29.454
15	<u>1:38.844</u>	23.549	48.154	<u>27.141</u>	215.3	26:08.053	15	1:37.170	22.839	47.566	26.765	216.0	26:06.624
16	<u>1:37.133</u>	<u>22.553</u>	47.764	26.816	214.7	27:45.186	16	1:36.758	22.385	47.554	26.819	213.3	27:43.382
17	1:37.027	22.462	47.807	26.758	216.0	29:22.213	17	1:36.818	22.331	47.652	26.835	213.3	29:20.200
18	1:36.783	22.310	47.675	26.798	211.4	30:58.996	18	1:36.688	22.354	47.599	26.735	213.3	30:56.888
19	1:37.869	23.145	47.950	26.774	212.7	32:36.865	19	1:36.732	22.412	47.507	26.813	214.7	32:33.620
80 Sebastián FRIGOLET MEX							88 Miki BLASCOS ESP						
DXR TATUUS T-421							Monlau Motorsport TATUUS T-421						
1	1:48.752	32.527	48.984	27.241		1:48.752	1	1:46.352	30.539	48.945	26.868		1:46.352
2	1:52.022	22.524	57.200	32.298	216.7	3:40.774	2	<u>1:49.327</u>	<u>23.003</u>	53.957	32.367	218.7	3:35.679
3	2:20.285	45.413	1:02.397	32.475	159.3	6:01.059	3	2:18.919	45.306	1:01.783	31.830	159.3	5:54.598
4	2:05.446	29.258	57.431	38.757	178.1	8:06.505	4	2:08.623	29.697	58.747	40.179	160.0	8:03.221
5	1:36.677	22.576	47.398	26.703	214.0	9:43.182	5	1:36.737	<u>22.576</u>	47.689	26.472	216.7	9:39.958
6	1:35.936	22.188	47.183	26.565	214.0	11:19.118	6	1:35.529	22.191	46.959	26.379	215.3	11:15.487
7	1:35.656	22.184	47.027	26.445	214.0	12:54.774	7	1:35.435	22.041	47.036	26.358	214.7	12:50.922
8	1:35.733	22.168	47.180	26.385	212.7	14:30.507	8	1:35.333	22.083	46.918	26.332	216.0	14:26.255
9	<u>1:35.931</u>	22.217	<u>47.254</u>	26.460	215.3	16:06.438	9	1:35.081	22.071	46.741	26.269	214.7	16:01.336
10	1:35.577	22.099	46.973	26.505	213.3	17:42.015							
11	1:35.532	22.086	46.928	26.518	213.3	19:17.547							
12	<u>1:35.598</u>	<u>22.106</u>	<u>47.114</u>	26.378	213.3	20:53.145							
13	1:35.832	22.119	47.137	26.576	212.7	22:28.977							
14	1:35.726	22.115	47.122	26.489	212.7	24:04.703							
15	1:35.747	22.120	47.028	26.599	213.3	25:40.450							
16	1:35.691	22.138	47.127	26.426	214.0	27:16.141							
17	1:35.821	22.148	47.172	26.501	214.7	28:51.962							
18	1:35.768	22.145	47.209	26.414	215.3	30:27.730							



F4Spain

ROUND 1 - VALENCIA


Race 1

Sector Analysis

— Invalidated Lap ■ Personal Best ■ Session Best B Crossing the pit lane

Lap	Time	Sector 1	Sector 2	Sector 3	T.Sp	Elapsed	Lap	Time	Sector 1	Sector 2	Sector 3	T.Sp	Elapsed
10	1:35.111	22.014	46.788	26.309	214.7	17:36.447							
11	1:35.249	21.998	46.875	26.376	214.7	19:11.696							
12	1:35.338	22.105	46.896	26.337	214.7	20:47.034							
13	1:35.277	22.041	46.911	26.325	214.0	22:22.311							
14	1:35.464	22.104	46.922	26.438	215.3	23:57.775							
15	1:35.582	22.125	47.065	26.392	214.7	25:33.357							
16	1:35.867	22.219	47.246	26.402	214.0	27:09.224							
17	1:35.788	22.236	47.113	26.439	214.0	28:45.012							
18	1:35.641	22.155	47.125	26.361	214.0	30:20.653							
19	1:35.740	22.177	47.158	26.405	214.7	31:56.393							

94 Jorden MOODLEY		ZAF											
G4 Racing		TATUUS T-421											
1	1:53.405	37.841	48.228	27.336		1:53.405							
2	1:57.078	26.812	53.966	36.300	214.0	3:50.483							
3	2:16.771	42.549	1:01.455	32.767	183.3	6:07.254							
4	2:03.799	31.573	54.346	37.880	162.3	8:11.053							
5	1:38.477	23.468	48.165	26.844	212.7	9:49.530							
6	1:38.049	23.195	48.084	26.770	213.3	11:27.579							
7	1:36.991	22.320	47.504	27.167	210.7	13:04.570							
8	1:37.795	23.080	48.073	26.642	208.2	14:42.365							
9	1:37.090	22.368	47.673	27.049	210.7	16:19.455							
10	1:37.669	23.124	47.624	26.921	207.6	17:57.124							
11	1:38.474	23.367	48.079	27.028	209.5	19:35.598							
12	1:37.165	22.545	47.694	26.926	208.8	21:12.763							
13	1:37.657	22.571	47.805	27.281	210.1	22:50.420							
14	1:38.655	23.430	48.128	27.097	208.8	24:29.075							
15	1:38.737	23.457	48.067	27.213	210.1	26:07.812							
16	1:37.151	22.424	47.737	26.990	213.3	27:44.963							
17	1:36.695	22.340	47.484	26.871	210.1	29:21.658							
18	1:37.258	22.385	47.876	26.997	211.4	30:58.916							
19	1:37.603	22.822	47.836	26.945	211.4	32:36.519							




F4Spain

ROUND 1 - VALENCIA

Race 1

Track Limits Analysis


No	Driver	Team	T.L. Nr	Camera	Lap	Time
5	Sandro PEREZ	TC Racing	1	Turn 1	2	12:20:21.555
5	Sandro PEREZ	TC Racing	2	Turn 6	5	12:27:12.552
5	Sandro PEREZ	TC Racing	3	Turn 4	8	12:31:50.347
5	Sandro PEREZ	TC Racing	4	Turn 6	9	12:33:41.404
5	Sandro PEREZ	TC Racing	5	Turn 2	10	12:34:55.970
5	Sandro PEREZ	TC Racing	6	Turn 14	12	12:39:15.981
5	Sandro PEREZ	TC Racing	7	Turn 4	13	12:39:52.286
5	Sandro PEREZ	TC Racing	8	Turn 6	13	12:40:06.353
5	Sandro PEREZ	TC Racing	9	Turn 1	14	12:41:10.736
5	Sandro PEREZ	TC Racing	10	Turn 4	17	12:46:18.068
5	Sandro PEREZ	TC Racing	11	Turn 4	19	12:49:30.339
Total Infractions:						11
7	Felipe REIJS	MP Motorsport	1	Turn 2	19	12:49:08.415
7	Felipe REIJS	MP Motorsport	2	Turn 4	19	12:49:16.816
Total Infractions:						2
8	Jacob MICALLEF	Campos Racing	1	Turn 4	2	12:20:36.737
8	Jacob MICALLEF	Campos Racing	2	Turn 6	9	12:33:41.404
8	Jacob MICALLEF	Campos Racing	3	Turn 4	13	12:39:52.286
Total Infractions:						3
9	Jean Paul KARRAS	G4 Racing	1	Turn 4	5	12:26:57.685
Total Infractions:						1
10	Luna FLUXÁ	Campos Racing	1	Turn 1	2	12:20:18.690
10	Luna FLUXÁ	Campos Racing	2	Turn 6	2	12:20:51.812
10	Luna FLUXÁ	Campos Racing	3	Turn 2	6	12:28:22.404
10	Luna FLUXÁ	Campos Racing	4	Turn 4	7	12:30:08.206
10	Luna FLUXÁ	Campos Racing	5	Turn 4	16	12:44:28.659
Total Infractions:						5
12	Philippe Armand KARRAS	G4 Racing	1	Turn 2	6	12:28:26.880
12	Philippe Armand KARRAS	G4 Racing	2	Turn 2	9	12:33:16.902
12	Philippe Armand KARRAS	G4 Racing	3	Turn 14	12	12:39:13.917
12	Philippe Armand KARRAS	G4 Racing	4	Turn 1	13	12:39:32.799
12	Philippe Armand KARRAS	G4 Racing	5	Turn 4	13	12:39:52.286
12	Philippe Armand KARRAS	G4 Racing	6	Turn 1	15	12:42:45.864
Total Infractions:						6
15	Jensen BURNETT	KCL Motorsport	1	Turn 2	2	12:20:27.563
15	Jensen BURNETT	KCL Motorsport	2	Turn 4	5	12:26:53.404
15	Jensen BURNETT	KCL Motorsport	3	Turn 4	7	12:30:11.349
15	Jensen BURNETT	KCL Motorsport	4	Turn 1	9	12:33:07.612
Total Infractions:						4
17	Nacho TUÑÓN	T-Code by Amtog	1	Turn 6	11	12:37:28.366
17	Nacho TUÑÓN	T-Code by Amtog	2	Turn 6	14	12:42:13.877
17	Nacho TUÑÓN	T-Code by Amtog	3	Turn 1	18	12:48:03.716
Total Infractions:						3
21	Borys LYZEN	KCL Motorsport	1	Turn 1	2	12:20:16.292
21	Borys LYZEN	KCL Motorsport	2	T2	2	12:20:26.362
21	Borys LYZEN	KCL Motorsport	3	Turn 1	5	12:26:34.411
21	Borys LYZEN	KCL Motorsport	4	Turn 6	16	12:44:35.088
Total Infractions:						4
22	Vivek KANTHAN	Griffin Core	1	Turn 1	9	12:32:49.739
22	Vivek KANTHAN	Griffin Core	2	Turn 1	18	12:47:02.461
Total Infractions:						2
24	Beau LOWETTE	TC Racing	1	Turn 2	6	12:28:22.404
24	Beau LOWETTE	TC Racing	2	Turn 1	7	12:29:48.736
24	Beau LOWETTE	TC Racing	3	Turn 1	18	12:47:21.060



F4Spain ROUND 1 - VALENCIA Race 1

Track Limits Analysis

No	Driver	Team	T.L. Nr	Camera	Lap	Time	
							Total Infractions: <input type="text" value="3"/>
25	Aleix PIÑERA	Tecnicar	1	Turn 1	16	12:43:56.190	
25	Aleix PIÑERA	Tecnicar	2	Turn 1	19	12:48:41.981	
							Total Infractions: <input type="text" value="2"/>
27	Alexander CHARTIER	Monlau Motorsport	1	Turn 1	2	12:20:21.555	
27	Alexander CHARTIER	Monlau Motorsport	2	Turn 2	2	12:20:31.404	
27	Alexander CHARTIER	Monlau Motorsport	3	Turn 4	6	12:28:36.822	
27	Alexander CHARTIER	Monlau Motorsport	4	Turn 2	9	12:33:16.902	
27	Alexander CHARTIER	Monlau Motorsport	5	Turn 4	9	12:33:27.267	
27	Alexander CHARTIER	Monlau Motorsport	6	Turn 1	14	12:41:07.467	
27	Alexander CHARTIER	Monlau Motorsport	7	Turn 1	16	12:44:19.797	
							Total Infractions: <input type="text" value="7"/>
28	Max RADECK	DXR	1	Turn 1	6	12:28:14.681	
28	Max RADECK	DXR	2	Turn 6	6	12:28:46.949	
28	Max RADECK	DXR	3	Turn 6	9	12:33:33.834	
28	Max RADECK	DXR	4	Turn 1	12	12:37:49.268	
28	Max RADECK	DXR	5	Turn 1	18	12:47:23.594	
							Total Infractions: <input type="text" value="5"/>
32	Simón BULBARELLA	Drivex	1	Turn 4	5	12:26:53.404	
32	Simón BULBARELLA	Drivex	2	Turn 2	7	12:29:58.101	
							Total Infractions: <input type="text" value="2"/>
37	Ty FISHER	Griffin Core	1	Turn 1	2	12:20:14.889	
37	Ty FISHER	Griffin Core	2	Turn 4	5	12:26:51.816	
37	Ty FISHER	Griffin Core	3	Turn 1	7	12:29:42.411	
							Total Infractions: <input type="text" value="3"/>
38	Daniel KELLEHER	Campos Racing	1	Turn 2	2	12:20:27.563	
38	Daniel KELLEHER	Campos Racing	2	Turn 4	5	12:26:53.404	
38	Daniel KELLEHER	Campos Racing	3	Turn 4	17	12:45:59.683	
							Total Infractions: <input type="text" value="3"/>
39	Louis COCHET	KCL Motorsport	1	Turn 6	10	12:35:16.772	
39	Louis COCHET	KCL Motorsport	2	Turn 6	11	12:36:52.562	
39	Louis COCHET	KCL Motorsport	3	Turn 1	18	12:47:32.524	
							Total Infractions: <input type="text" value="3"/>
44	Elliot KACZYNSKI	Drivex	1	Turn 1	2	12:20:16.292	
44	Elliot KACZYNSKI	Drivex	2	Turn 4	5	12:26:51.816	
44	Elliot KACZYNSKI	Drivex	3	Turn 1	19	12:48:47.587	
							Total Infractions: <input type="text" value="3"/>
46	Nathan TYE	Drivex	1	Turn 4	10	12:34:49.490	
46	Nathan TYE	Drivex	2	Turn 1	19	12:48:49.530	
							Total Infractions: <input type="text" value="2"/>
71	Sam URUS	DXR	1	Turn 1	7	12:29:55.408	
71	Sam URUS	DXR	2	Turn 1	9	12:33:09.673	
71	Sam URUS	DXR	3	Turn 14	9	12:34:28.909	
							Total Infractions: <input type="text" value="3"/>
73	Fausto ARNAUDO	Monlau Motorsport	1	Turn 1	2	12:20:21.555	
73	Fausto ARNAUDO	Monlau Motorsport	2	Turn 2	7	12:30:02.530	
73	Fausto ARNAUDO	Monlau Motorsport	3	Turn 2	9	12:33:16.902	
73	Fausto ARNAUDO	Monlau Motorsport	4	Turn 1	15	12:42:43.121	
							Total Infractions: <input type="text" value="4"/>
74	Pablo RICCOBONO	GRS Team	1	Turn 1	2	12:20:20.750	
74	Pablo RICCOBONO	GRS Team	2	Turn 2	2	12:20:31.404	
74	Pablo RICCOBONO	GRS Team	3	Turn 4	5	12:26:57.685	
74	Pablo RICCOBONO	GRS Team	4	Turn 6	6	12:28:46.949	



F4Spain

ROUND 1 - VALENCIA

Race 1

Track Limits Analysis

No	Driver	Team	T.L. Nr	Camera	Lap	Time
74	Pablo RICCOBONO	GRS Team	5	Turn 2	7	12:30:02.530
74	Pablo RICCOBONO	GRS Team	6	Turn 4	10	12:34:59.667
74	Pablo RICCOBONO	GRS Team	7	Turn 6	10	12:35:12.168
74	Pablo RICCOBONO	GRS Team	8	Turn 2	11	12:36:25.482
74	Pablo RICCOBONO	GRS Team	9	Turn 1	18	12:47:26.127
Total Infractions:						9
77	Andrej PETROVIC	T-Code by Amtog	1	Turn 4	2	12:20:35.072
77	Andrej PETROVIC	T-Code by Amtog	2	Turn 2	5	12:26:42.209
77	Andrej PETROVIC	T-Code by Amtog	3	Turn 4	7	12:30:03.334
77	Andrej PETROVIC	T-Code by Amtog	4	Turn 4	12	12:37:58.274
77	Andrej PETROVIC	T-Code by Amtog	5	Turn 4	14	12:41:08.661
77	Andrej PETROVIC	T-Code by Amtog	6	T1	2	12:20:14.889
Total Infractions:						6
78	Maria NETO	TC Racing	1	Turn 4	6	12:28:40.956
78	Maria NETO	TC Racing	2	Turn 14	7	12:31:16.716
78	Maria NETO	TC Racing	3	Turn 2	8	12:31:46.345
78	Maria NETO	TC Racing	4	Turn 2	13	12:39:54.695
78	Maria NETO	TC Racing	5	Turn 14	15	12:44:20.511
Total Infractions:						5
80	Sebastián FRIGOLET	DXR	1	Turn 6	9	12:33:33.834
80	Sebastián FRIGOLET	DXR	2	Turn 2	12	12:37:58.545
80	Sebastián FRIGOLET	DXR	3	Turn 4	12	12:38:08.021
Total Infractions:						3
81	Noah MONTEIRO	Griffin Core	1	Turn 4	12	12:37:55.936
81	Noah MONTEIRO	Griffin Core	2	Turn 4	14	12:41:05.607
Total Infractions:						2
83	Alfons MIETTINEN	GRS Team	1	Turn 1	6	12:28:22.214
Total Infractions:						1
88	Miki BLASCOS	Monlau Motorsport	1	Turn 2	2	12:20:27.563
88	Miki BLASCOS	Monlau Motorsport	2	Turn 1	5	12:26:34.411
88	Miki BLASCOS	Monlau Motorsport	3	Turn 1	10	12:34:32.739
88	Miki BLASCOS	Monlau Motorsport	4	Turn 4	10	12:34:51.623
Total Infractions:						4
94	Jorden MOODLEY	G4 Racing	1	Turn 4	9	12:33:32.545
Total Infractions:						1

TOTAL TRACK LIMITS: 112


Published at:14:36.....

Track Limits Operator:

Daphne FERNÁNDEZ
OD-1537-ESP-CAT



DAPHNE FERNANDEZ OD-1537-ESP/CAT




F4Spain
ROUND 1 - VALENCIA
Race 1

Provisional Race Director Report

Hour	Flag	Message
11:57:53		F4 - PIT LANE WILL BE OPEN AT 12.05 CONFIRMED
12:03:00		FAST LANE OPEN
12:04:59		PIT LANE OPEN
12:08:38		DEBRIS ON TRACK T5
12:10:34		5 MINUTES BOARD - PIT LANE CLOSED
12:11:50		POWER BRAKING DURING STARTING PROCEDURE UNDER INVESTIGATION
12:12:12		3 MINUTES BOARD
12:14:04		1 MINUTE BOARD
12:15:10		GREEN FLAG - FORMATION LAP
12:18:43		STARTING PROCEDURE UNDER INVESTIGATION
12:20:39	YF	YELLOW FLAG AT TURN 1.1
12:20:49	SF	SAFETY CAR
12:21:02		CAR #13 IN GRAVEL BED AT TURN 1
12:21:07		FOLLOWING SC IN T1 KEEP ON THE LHS
12:25:04		SAFETY CAR IN THIS LAP
12:26:03	GF	GREEN FLAG
12:27:25		INCIDENT INVOLVING CARS #39 #84 ON T13 NOTED
12:27:31		SC PROCEDURE AFTER INVESTIGATION - NFA
12:27:48		STARTING PROCEDURE AFTER INVESTIGATION - NFA
12:28:49		INCIDENT INVOLVING CARS #39 #94 ON T13 NOTED - CORRECTION
12:50:01		CHEQUERED FLAG
12:51:09		TRACK LIMITS SYSTEM OPERATING - RESULTS MAY CHANGE
12:51:59		TOP 3 OVERALL - TOP 3 ROOKIE & FIRST FEMALE PROCEED TO THE PODIUM AREA - CARS #22 #23 #25 #37 #
12:54:03		CARS & DRIVERS #22 #23 #25 #44 STAY ON PODIUM AREA FOR POSTERIOR SCRUTINEERING
12:54:08		TRACK LIMITS SYSTEM OPERATING - RESULTS MAY CHANGE

Published at: ...14:36.....

Race Director: Luis GONZÁLEZ 	Timekeeper: Alberto ESTÉBANEZ 
---	--

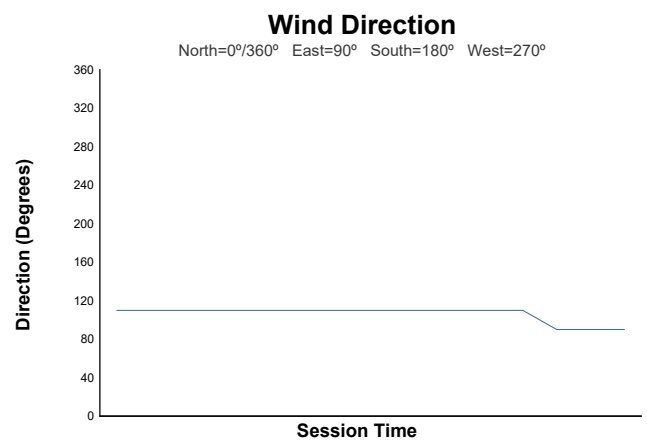
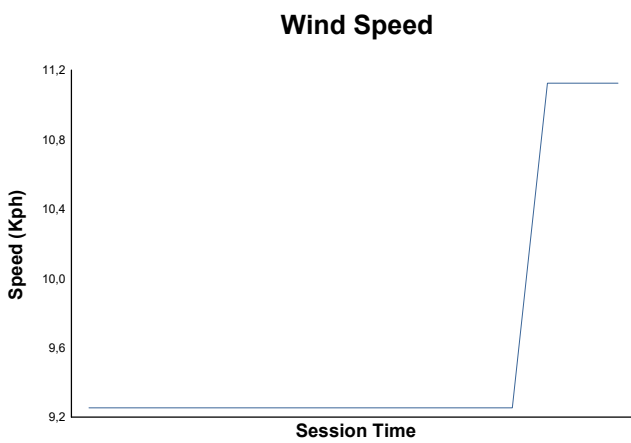
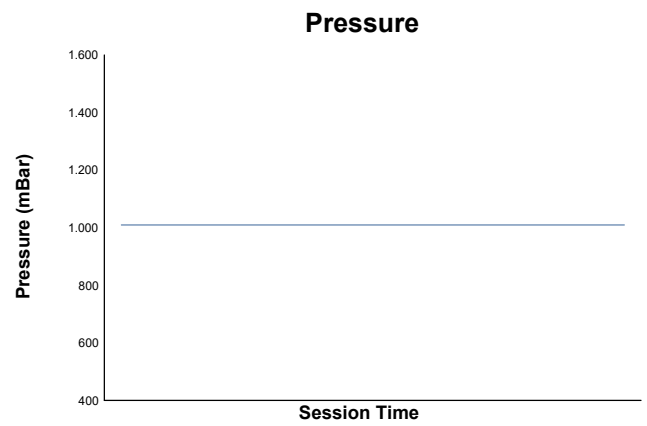
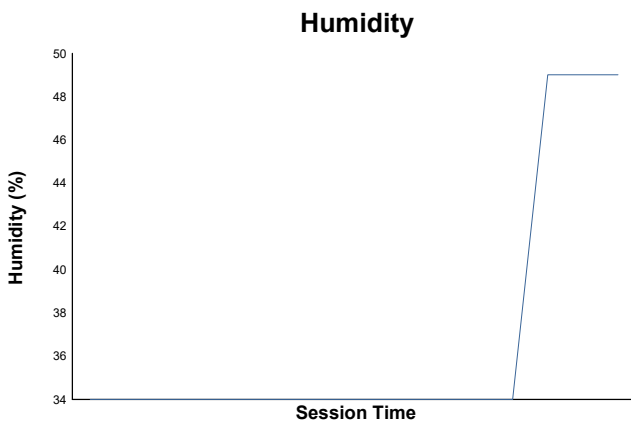
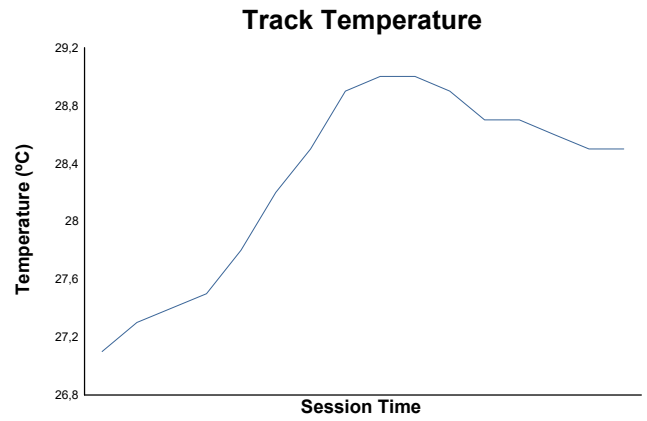
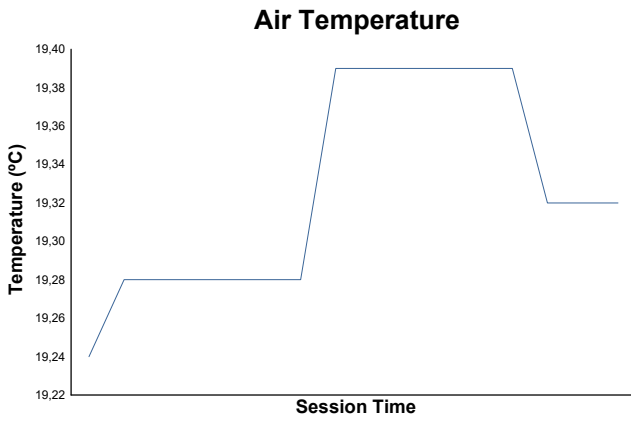


ROUND 1 - VALENCIA


F4Spain

Race 1

Weather Report



Track Status: **DRY**







F4Spain
ROUND 1 - VALENCIA
Race 2 (25 Minutes +1 Lap)


Final Starting Grid

Jorden MOODLEY	G4 Racing	94	- 17 -	78	TC Racing	Maria NETO
1:40.523 Alexander CHARTIER	Monlau Motorsport	27	- 16 -	71	DXR	Sam URUS
1:36.585 Fausto ARNAUDO	Monlau Motorsport	73	- 15 -	13	Tecnicar	Rodrigo MARTÍNEZ 1:37.244
1:35.280 Sandro PEREZ	TC Racing	5	- 14 -	83	GRS Team	Alfons MIETTINEN 1:35.564
1:34.958 Pablo RICCOBONO	GRS Team	74	- 13 -	7	MP Motorsport	Felipe REIJS 1:34.963
1:34.824 Jacob MICALLEF	Campos Racing	8	- 12 -	28	DXR	Max RADECK 1:34.935
1:34.706 Jean Paul KARRAS	G4 Racing	9	- 11 -	80	DXR	Sebastián FRIGOLET 1:34.737
1:34.675 Luna FLUXÁ	Campos Racing	10	- 10 -	18	Tecnicar	Zoe FLORESCU 1:34.684
1:34.607 Simón BULBARELLA	Drivex	32	- 9 -	39	KCL Motorsport	Louis COCHET 1:34.610
1:34.490 Miki BLASCOS	Monlau Motorsport	88	- 8 -	24	TC Racing	Beau LOWETTE 1:34.543
1:34.441 Nathan TYE	Drivex	46	- 7 -	38	Campos Racing	Daniel KELLEHER 1:34.463
1:34.313 Elliot KACZYNSKI	Drivex	44	- 6 -	40	MP Motorsport	Kasper SCHORMANS 1:34.339
1:34.207 Borys LYZEN	KCL Motorsport	21	- 5 -	12	G4 Racing	Philippe Armand KARRAS 1:34.219
1:34.162 Jensen BURNETT	KCL Motorsport	15	- 4 -	17	T-Code by Amtog	Nacho TUÑÓN 1:34.197
1:34.067 Noah MONTEIRO	Griffin Core	81	- 3 -	77	T-Code by Amtog	Andrej PETROVIC 1:34.088
1:33.991 Vivek KANTHAN	Griffin Core	22	- 2 -	37	Griffin Core	Ty FISHER 1:34.047
1:33.900 Aleix PIÑERA	Tecnicar	25	- 1 -	23	MP Motorsport	Rocco CORONEL 1:33.921

Pole

Published at:14:40.....

 Mr. Dennis Dean Chair of the Stewards	 Mrs. Noelia Franco Steward	 Mrs. Laura Casas Steward	Timekeeper: Alberto ESTÉBANEZ 
---	--	--	--



F4Spain

ROUND 1 - VALENCIA

Race 2 (23 Minutes + 1 Lap)

Final Classification

No	Driver	Nat	Team	Car	Cl.	Laps	Total Time	Gap	Kph	Best Lap		
										Lap	Time	Kph
1	23 Rocco CORONEL	NLD	MP Motorsport	TATUUS T-421	R	15	39:51.812	-	90.4	10	1:34.938	151.9
2	25 Aleix PIÑERA	ESP	Tecnicar	TATUUS T-421	R	15	39:52.172	+0.360	90.4	9	1:34.931	151.9
3	81 Noah MONTEIRO	PRT	Griffin Core	TATUUS T-421		15	39:52.630	+0.818	90.4	11	1:34.862	152.0
4	37 Ty FISHER	CAN	Griffin Core	TATUUS T-421	R	15	39:53.603	+1.791	90.4	9	1:34.999	151.8
5	15 Jensen BURNETT	CAN	KCL Motorsport	TATUUS T-421	R	15	39:54.033	+2.221	90.3	5	1:34.957	151.8
6	21 Borys LYZEN	POL	KCL Motorsport	TATUUS T-421	R	15	39:54.575	+2.763	90.3	8	1:35.102	151.6
7	40 Kasper SCHORMANS	NLD	MP Motorsport	TATUUS T-421	R	15	39:55.735	+3.923	90.3	10	1:35.065	151.7
8	17 Nacho TUÑÓN	ESP	T-Code by Amtog	TATUUS T-421		15	39:56.452	+4.640	90.2	9	1:35.037	151.7
9	46 Nathan TYE	GBR	Drivex	TATUUS T-421		15	39:58.324	+6.512	90.2	15	1:35.250	151.4
10	38 Daniel KELLEHER	IRE	Campos Racing	TATUUS T-421	R	15	39:59.272	+7.460	90.1	10	1:35.375	151.2
11	88 Miki BLASCOS	ESP	Monlau Motorsport	TATUUS T-421	R	15	40:00.235	+8.423	90.1	8	1:35.097	151.6
12	10 Luna FLUXÁ	ESP	Campos Racing	TATUUS T-421	R	15	40:02.256	+10.444	90.0	9	1:35.009	151.8
13	8 Jacob MICALLEF	MLT	Campos Racing	TATUUS T-421	R	15	40:06.633	+14.821	89.9	8	1:35.386	151.2
14	73 Fausto ARNAUDO	ARG	Monlau Motorsport	TATUUS T-421	R	15	40:07.755	+15.943	89.8	13	1:35.543	150.9
15	18 Zoe FLORESCU	ROU	Tecnicar	TATUUS T-421	R	15	40:09.443	+17.631	89.8	11	1:35.560	150.9
16	7 Felipe REIJS	NLD	MP Motorsport	TATUUS T-421	R	15	40:09.893	+18.081	89.7	14	1:35.527	150.9
17	39 Louis COCHET	NLD	KCL Motorsport	TATUUS T-421	R	15	40:11.095	+19.283	89.7	10	1:35.601	150.8
18	9 Jean Paul KARRAS	GRC	G4 Racing	TATUUS T-421		15	40:17.312	+25.500	89.5	6	1:36.289	149.7
19	32 Simón BULBARELLA	ARG	Drivex	TATUUS T-421	R	15	40:18.936	+27.124	89.4	11	1:35.624	150.8
20	71 Sam URUS	MCO	DXR	TATUUS T-421	R	15	40:19.295	+27.483	89.4	13	1:36.184	149.9
21	78 María NETO	PRT	TC Racing	TATUUS T-421	R	15	40:20.176	+28.364	89.4	7	1:36.221	149.8
22	12 Philippe Armand KARRAS	GRC	G4 Racing	TATUUS T-421		15	40:20.586	+28.774	89.3	8	1:35.163	151.5
23	5 Sandro PEREZ	ESP	TC Racing	TATUUS T-421	R	15	40:21.818	+30.006	89.3	11	1:35.423	151.1
24	27 Alexander CHARTIER	ITA	Monlau Motorsport	TATUUS T-421	R	15	40:28.372	+36.560	89.1	15	1:36.046	150.1
25	80 Sebastián FRIGOLET	MEX	DXR	TATUUS T-421	R	15	40:28.770	+36.958	89.0	6	1:35.575	150.9
26	94 Jorden MOODLEY	ZAF	G4 Racing	TATUUS T-421		15	40:39.307	+47.495	88.7	9	1:36.577	149.3
27	28 Max RADECK	PRT	DXR	TATUUS T-421	R	15	40:50.026	+58.214	88.3	14	1:36.103	150.0
28	13 Rodrigo MARTÍNEZ	MEX	Tecnicar	TATUUS T-421	R	15	41:16.303	+1:24.491	87.3	14	1:36.957	148.7

Not classified

83	Alfons MIETTINEN	FIN	GRS Team	TATUUS T-421	R	5	24:27.516			4	1:40.984	142.8
22	Vivek KANTHAN	USA	Griffin Core	TATUUS T-421								
77	Andrej PETROVIC	SRB	T-Code by Amtog	TATUUS T-421								
44	Elliot KACZYNSKI	SWE	Drivex	TATUUS T-421	R							
24	Beau LOWETTE	BEL	TC Racing	TATUUS T-421	R							
74	Pablo RICCOBONO	ESP	GRS Team	TATUUS T-421								


Pole Position:	Aleix PIÑERA	1:33.900	153.5 Kph
Fastest Lap:	Lap 11	Noah MONTEIRO	1:34.862 152.0 Kph

CAR #80 - TIME PENALTY OF 5 SECONDS - TRACK LIMITS
 CARS #5, #27 & #94 - TIME PENALTY OF 5 + 10 SECONDS - TRACK LIMITS
 CAR #44 - DROP OF 5 GRID POSITIONS IN THE NEXT RACE THE DRIVER PARTICIPATES - STEWARDS DECISION N°20
 CAR #28 - DRIVE THROUGH CONVERTED TO 30 SECOND TIME PENALTY - STEWARDS DECISION N°21
 CAR #13 - DRIVE THROUGH CONVERTED TO 30 SECOND TIME PENALTY - STEWARDS DECISION N°22
 CAR #32 - TIME PENALTY OF 10 SECONDS - STEWARDS DECISION N°24

Published at:19:30.....

Track Status: **DRY**

 Mr. Dennis Dean Chair of the Stewards	 Mrs. Noelia Franco Steward	 Mrs. Laura Casas Steward
		Timekeeper: Alberto ESTÉBANEZ



F4Spain

ROUND 1 - VALENCIA

Race 2 (23 Minutes + 1 Lap)





Final Classification by Class


No	Driver	Nat	Team	Car	Laps	Total Time	Gap	Kph	Best Lap			
									Lap	Time	Kph	
R												
1	23 Rocco CORONEL	NLD	MP Motorsport	TATUUS T-421	15	39:51.812		90.4	10	1:34.938	151.9	
2	25 Aleix PIÑERA	ESP	Tecnicar	TATUUS T-421	15	39:52.172	+0.360	90.4	9	1:34.931	151.9	
3	37 Ty FISHER	CAN	Griffin Core	TATUUS T-421	15	39:53.603	+1.791	90.4	9	1:34.999	151.8	
4	15 Jensen BURNETT	CAN	KCL Motorsport	TATUUS T-421	15	39:54.033	+2.221	90.3	5	1:34.957	151.8	
5	21 Borys LYZEN	POL	KCL Motorsport	TATUUS T-421	15	39:54.575	+2.763	90.3	8	1:35.102	151.6	
6	40 Kasper SCHORMANS	NLD	MP Motorsport	TATUUS T-421	15	39:55.735	+3.923	90.3	10	1:35.065	151.7	
7	38 Daniel KELLEHER	IRE	Campos Racing	TATUUS T-421	15	39:59.272	+7.460	90.1	10	1:35.375	151.2	
8	88 Miki BLASCOS	ESP	Monlau Motorsport	TATUUS T-421	15	40:00.235	+8.423	90.1	8	1:35.097	151.6	
9	10 Luna FLUXÁ	ESP	Campos Racing	TATUUS T-421	15	40:02.256	+10.444	90.0	9	1:35.009	151.8	
10	8 Jacob MICALLEF	MLT	Campos Racing	TATUUS T-421	15	40:06.633	+14.821	89.9	8	1:35.386	151.2	
11	73 Fausto ARNAUDO	ARG	Monlau Motorsport	TATUUS T-421	15	40:07.755	+15.943	89.8	13	1:35.543	150.9	
12	18 Zoe FLORESCU	ROU	Tecnicar	TATUUS T-421	15	40:09.443	+17.631	89.8	11	1:35.560	150.9	
13	7 Felipe REIJS	NLD	MP Motorsport	TATUUS T-421	15	40:09.893	+18.081	89.7	14	1:35.527	150.9	
14	39 Louis COCHET	NLD	KCL Motorsport	TATUUS T-421	15	40:11.095	+19.283	89.7	10	1:35.601	150.8	
15	32 Simón BULBARELLA	ARG	Drivex	TATUUS T-421	15	40:18.936	+27.124	89.4	11	1:35.624	150.8	
16	71 Sam URUS	MCO	DXR	TATUUS T-421	15	40:19.295	+27.483	89.4	13	1:36.184	149.9	
17	78 Maria NETO	PRT	TC Racing	TATUUS T-421	15	40:20.176	+28.364	89.4	7	1:36.221	149.8	
18	5 Sandro PEREZ	ESP	TC Racing	TATUUS T-421	15	40:21.818	+30.006	89.3	11	1:35.423	151.1	
19	27 Alexander CHARTIER	ITA	Monlau Motorsport	TATUUS T-421	15	40:28.372	+36.560	89.1	15	1:36.046	150.1	
20	80 Sebastián FRIGOLET	MEX	DXR	TATUUS T-421	15	40:28.770	+36.958	89.0	6	1:35.575	150.9	
21	28 Max RADECK	PRT	DXR	TATUUS T-421	15	40:50.026	+58.214	88.3	14	1:36.103	150.0	
22	13 Rodrigo MARTÍNEZ	MEX	Tecnicar	TATUUS T-421	15	41:16.303	+1:24.491	87.3	14	1:36.957	148.7	
Not classified												
83	Alfons MIETTINEN	FIN	GRS Team	TATUUS T-421	5	24:27.516	10 Laps		4	1:40.984	142.8	
44	Elliot KACZYNSKI	SWE	Drivex	TATUUS T-421			15 Laps					
24	Beau LOWETTE	BEL	TC Racing	TATUUS T-421			15 Laps					

CAR #80 - TIME PENALTY OF 5 SECONDS - TRACK LIMITS
 CARS #5, #27 & #94 - TIME PENALTY OF 5 + 10 SECONDS - TRACK LIMITS
 CAR #44 - DROP OF 5 GRID POSITIONS IN THE NEXT RACE THE DRIVER PARTICIPATES - STEWARDS DECISION N°20
 CAR #28 - DRIVE THROUGH CONVERTED TO 30 SECOND TIME PENALTY - STEWARDS DECISION N°21
 CAR #13 - DRIVE THROUGH CONVERTED TO 30 SECOND TIME PENALTY - STEWARDS DECISION N°22
 CAR #32 - TIME PENALTY OF 10 SECONDS - STEWARDS DECISION N°24

Published at:19:30.....

Track Status: **DRY**


 Mr. Dennis Dean Chair of the Stewards	 Mrs. Noelia Franco Steward	 Mrs. Laura Casas Steward	Timekeeper: Alberto ESTÉBANEZ	
---	--	--	---	---



F4Spain ROUND 1 - VALENCIA Race 2

Best Sector Times


Sector 1			Sector 2			Sector 3			Ideal Lap	Best Lap
Pos	No Driver	Time	No Driver	Time	No Driver	Time	Pos	No Driver		
1	81 N.MONTEIRO	21.954	81 N.MONTEIRO	46.602	15 J.BURNETT	26.142	1	81 N.MONTEIRO	1:34.754	1:34.862 (1)
2	25 A.PIÑERA	21.975	23 R.CORONEL	46.626	21 B.LYZEN	26.162	2	25 A.PIÑERA	1:34.828	1:34.931 (2)
3	88 M.BLASCOS	22.004	25 A.PIÑERA	46.661	37 T.FISHER	26.175	3	21 B.LYZEN	1:34.872	1:35.102 (10)
4	15 J.BURNETT	22.007	37 T.FISHER	46.688	17 N.TUÑÓN	26.177	4	23 R.CORONEL	1:34.890	1:34.938 (3)
5	40 K.SCHORMANS	22.008	10 L.FLUXÁ	46.691	25 A.PIÑERA	26.192	5	37 T.FISHER	1:34.895	1:34.999 (5)
6	21 B.LYZEN	22.011	21 B.LYZEN	46.699	81 N.MONTEIRO	26.198	6	15 J.BURNETT	1:34.898	1:34.957 (4)
7	23 R.CORONEL	22.014	17 N.TUÑÓN	46.719	10 L.FLUXÁ	26.215	7	17 N.TUÑÓN	1:34.923	1:35.037 (7)
8	12 P.KARRAS	22.019	40 K.SCHORMANS	46.745	40 K.SCHORMANS	26.228	8	40 K.SCHORMANS	1:34.981	1:35.065 (8)
9	17 N.TUÑÓN	22.027	15 J.BURNETT	46.749	88 M.BLASCOS	26.240	9	10 L.FLUXÁ	1:34.997	1:35.009 (6)
10	37 T.FISHER	22.032	8 J.MICALLEF	46.773	23 R.CORONEL	26.250	10	88 M.BLASCOS	1:35.057	1:35.097 (9)
11	7 F.REIJS	22.040	46 N.TYE	46.786	5 S.PEREZ	26.268	11	46 N.TYE	1:35.160	1:35.250 (12)
12	46 N.TYE	22.074	12 P.KARRAS	46.808	38 D.KELLEHER	26.271	12	12 P.KARRAS	1:35.163	1:35.163 (11)
13	38 D.KELLEHER	22.075	88 M.BLASCOS	46.813	32 S.BULBARELLA	26.299	13	8 J.MICALLEF	1:35.195	1:35.386 (14)
14	39 L.COCHET	22.082	38 D.KELLEHER	46.883	46 N.TYE	26.300	14	38 D.KELLEHER	1:35.229	1:35.375 (13)
15	10 L.FLUXÁ	22.091	5 S.PEREZ	46.963	73 F.ARNAUDO	26.311	15	5 S.PEREZ	1:35.327	1:35.423 (15)
16	5 S.PEREZ	22.096	73 F.ARNAUDO	46.979	8 J.MICALLEF	26.325	16	73 F.ARNAUDO	1:35.400	1:35.543 (17)
17	8 J.MICALLEF	22.097	39 L.COCHET	47.015	12 P.KARRAS	26.336	17	32 S.BULBARELLA	1:35.445	1:35.624 (21)
18	32 S.BULBARELLA	22.107	80 S.FRIGOLET	47.016	18 Z.FLORESCU	26.340	18	7 F.REIJS	1:35.461	1:35.527 (16)
19	73 F.ARNAUDO	22.110	32 S.BULBARELLA	47.039	27 A.CHARTIER	26.342	19	39 L.COCHET	1:35.513	1:35.601 (20)
20	18 Z.FLORESCU	22.117	7 F.REIJS	47.058	80 S.FRIGOLET	26.361	20	80 S.FRIGOLET	1:35.534	1:35.575 (19)
21	80 S.FRIGOLET	22.157	18 Z.FLORESCU	47.078	7 F.REIJS	26.363	21	18 Z.FLORESCU	1:35.535	1:35.560 (18)
22	27 A.CHARTIER	22.157	28 M.RADECK	47.204	39 L.COCHET	26.416	22	27 A.CHARTIER	1:35.760	1:36.046 (22)
23	71 S.URUS	22.158	71 S.URUS	47.244	28 M.RADECK	26.438	23	28 M.RADECK	1:35.891	1:36.103 (23)
24	78 M.NETO	22.238	27 A.CHARTIER	47.261	78 M.NETO	26.523	24	71 S.URUS	1:35.956	1:36.184 (24)
25	9 J.KARRAS	22.248	78 M.NETO	47.312	71 S.URUS	26.554	25	78 M.NETO	1:36.073	1:36.221 (25)
26	28 M.RADECK	22.249	9 J.KARRAS	47.320	9 J.KARRAS	26.605	26	9 J.KARRAS	1:36.173	1:36.289 (26)
27	94 J.MOODLEY	22.307	94 J.MOODLEY	47.547	94 J.MOODLEY	26.628	27	94 J.MOODLEY	1:36.482	1:36.577 (27)
28	13 R.MARTÍNEZ	22.502	13 R.MARTÍNEZ	47.678	13 R.MARTÍNEZ	26.748	28	13 R.MARTÍNEZ	1:36.928	1:36.957 (28)
29	83 A.MIETTINEN	22.976	83 A.MIETTINEN	48.633	83 A.MIETTINEN	27.511	29	83 A.MIETTINEN	1:39.120	1:40.984 (29)



F4Spain ROUND 1 - VALENCIA Race 2

Best Top Speed


No Driver	Team	Class	Top 1		Top 2		Top 3		Top 4		Top 5		Avg
			Kph	Lap	Kph	Lap	Kph	Lap	Kph	Lap	Kph	Lap	
28 Max RADECK	DXR	R	220.8	9	219.4	10	217.4	11	216.7	5	216.7	4	218,2
32 Simón BULBARELLA	Drivex	R	219.4	5	218.0	10	218.0	4	216.0	8	215.3	7	217,3
8 Jacob MICALLEF	Campos Racing	R	218.7	5	216.7	4	215.3	7	214.7	6	212.7	14	215,6
10 Luna FLUXÁ	Campos Racing	R	218.0	5	216.0	4	215.3	7	213.3	15	213.3	11	215,2
7 Felipe REIJS	MP Motorsport	R	217.4	8	216.0	9	215.3	11	214.7	5	214.0	12	215,5
18 Zoe FLORESCU	Tecnicar	R	217.4	6	216.7	13	216.7	12	216.0	10	216.0	4	216,6
21 Borys LYZEN	KCL Motorsport	R	217.4	11	216.0	10	216.0	9	216.0	5	215.3	15	216,1
27 Alexander CHARTIER	Monlau Motorsport	R	217.4	4	216.7	8	215.3	9	214.7	5	214.0	7	215,6
73 Fausto ARNAUDO	Monlau Motorsport	R	217.4	5	215.3	8	214.7	4	214.0	6	213.3	15	214,9
81 Noah MONTEIRO	Griffin Core		217.4	8	216.7	13	216.7	10	216.0	9	215.3	14	216,4
15 Jensen BURNETT	KCL Motorsport	R	216.7	12	215.3	13	214.7	15	214.7	7	214.0	11	215,1
17 Nacho TUÑÓN	T-Code by Amtog		216.7	12	216.7	5	216.0	11	216.0	10	215.3	9	216,1
38 Daniel KELLEHER	Campos Racing	R	216.7	13	216.0	12	216.0	10	216.0	9	216.0	8	216,1
71 Sam URUS	DXR	R	216.7	5	214.0	6	214.0	4	212.7	10	212.0	9	213,9
88 Miki BLASCOS	Monlau Motorsport	R	216.7	6	216.0	13	216.0	12	216.0	11	216.0	4	216,1
25 Aleix PIÑERA	Tecnicar	R	216.0	12	215.3	14	214.7	5	214.0	8	213.3	10	214,7
37 Ty FISHER	Griffin Core	R	216.0	11	216.0	9	215.3	5	214.7	15	214.7	14	215,3
40 Kasper SCHORMANS	MP Motorsport	R	216.0	4	215.3	5	214.7	12	214.0	15	214.0	11	214,8
78 Maria NETO	TC Racing	R	216.0	9	215.3	15	215.3	13	215.3	8	214.7	10	215,3
5 Sandro PEREZ	TC Racing	R	216.0	15	214.7	11	214.7	6	214.0	14	213.3	13	214,5
39 Louis COCHET	KCL Motorsport	R	215.3	8	214.0	12	214.0	5	213.3	4	212.7	15	213,9
80 Sebastián FRIGOLET	DXR	R	215.3	15	215.3	4	214.0	14	212.7	12	212.7	11	214,0
94 Jorden MOODLEY	G4 Racing		215.3	11	214.7	4	214.0	14	214.0	12	214.0	9	214,4
12 Philippe Armand KARRAS	G4 Racing		214.7	12	212.7	15	212.7	14	212.7	13	212.7	11	213,1
83 Alfons MIETTINEN	GRS Team	R	214.7	5	213.3	4	205.7	3					211,2
13 Rodrigo MARTÍNEZ	Tecnicar	R	214.0	13	213.3	9	209.5	12	209.5	5	208.8	6	211,0
46 Nathan TYE	Drivex		214.0	5	212.7	14	212.7	4	211.4	8	210.7	15	212,3
9 Jean Paul KARRAS	G4 Racing		211.4	8	210.7	5	210.1	9	209.5	10	209.5	6	210,2
23 Rocco CORONEL	MP Motorsport	R	211.4	8	210.7	12	210.7	9	210.1	15	210.1	13	210,6
22 Vivek KANTHAN	Griffin Core												
24 Beau LOWETTE	TC Racing	R											
44 Elliot KACZYNSKI	Drivex	R											
74 Pablo RICCOBONO	GRS Team												
77 Andrej PETROVIC	T-Code by Amtog												



F4Spain
ROUND 1 - VALENCIA
Race 2

Lap Chart

No	Pos	Grid	Lap														
			1	2	3	4	5	6	7	8	9	10	11	12	13	14	15
25	1	25	23	23	23	23	23	23	23	23	23	23	23	23	23	23	
23	2	23	25	25	25	25	25	25	25	25	25	25	25	25	25	25	
22	3	22	81	81	81	81	81	81	81	81	81	81	81	81	81	81	
37	4	37	37	37	37	37	37	37	37	37	37	37	37	37	37	37	
81	5	81	15	15	15	15	15	15	15	15	15	15	15	15	15	15	
77	6	77	21	21	21	21	21	21	21	21	21	21	21	21	21	21	
15	7	15	40	40	40	40	40	40	40	40	40	40	40	40	40	40	
17	8	17	17	17	17	17	17	17	17	17	17	17	17	17	17	17	
21	9	21	46	46	46	46	46	46	46	46	46	46	46	46	46	46	
12	10	12	38	38	38	38	38	38	38	38	38	38	38	38	38	38	
44	11	44	39	39	39	39	39	88	88	88	88	88	88	88	88	88	
40	12	40	10	10	10	88	88	39	10	10	10	10	10	10	10	10	
46	13	46	88	88	88	10	10	10	8	8	8	8	8	8	8	8	
38	14	38	32	32	32	32	32	5	5	5	5	5	5	5	5	5	
88	15	88	8	8	8	8	8	8	73	73	73	73	73	73	73	73	
24	16	24	18	18	18	5	5	5	32	32	32	32	32	32	32	32	
32	17	32	5	5	5	18	73	73	18	18	18	18	18	18	18	18	
39	18	39	9	9	9	9	18	18	7	7	7	7	7	7	7	7	
10	19	10	73	73	73	73	7	7	39	39	39	39	39	39	39	39	
18	20	18	7	7	7	7	9	9	9	9	27	27	27	27	27	27	
9	21	9	28	28	28	28	28	27	27	27	9	9	9	9	9	9	
80	22	80	71	71	71	71	27	71	71	71	71	71	71	71	71	71	
8	23	8	78	78	78	27	71	28	28	28	28	28	28	28	28	28	
28	24	28	83	83	83	78	78	78	78	78	78	78	78	78	78	78	
74	25	74	27	27	27	94	94	94	94	94	94	94	94	12	12	12	
7	26	7	94	94	94	83	12	12	12	12	12	12	12	94	94	80	
5	27	5	13	13	13	12	80	80	80	80	80	80	80	80	80	94	
83	28	83	12	12	12	80	83	13	13	13	13	13	13	13	13	13	
73	29	73	80	80	80	13	13	13	13	13	13	13	13	13	13	13	
13	30	13															
27	31	27															
71	32	71															
94	33	94															
78	34	78															




F4Spain

ROUND 1 - VALENCIA

Race 2

Fastest Lap Sequence

Elapsed	No	Driver	Team	Car	Class	Time	Kph	Lap
20:49.359	23	Rocco CORONEL	MP Motorsport	TATUUS T-421	R	2:05.834	114.6	3
20:49.696	25	Aleix PIÑERA	Tecnicar	TATUUS T-421	R	2:05.727	114.7	3
20:49.975	81	Noah MONTEIRO	Griffin Core	TATUUS T-421		2:05.392	115.0	3
20:50.289	37	Ty FISHER	Griffin Core	TATUUS T-421	R	2:04.893	115.4	3
20:50.641	15	Jensen BURNETT	KCL Motorsport	TATUUS T-421	R	2:04.524	115.8	3
20:51.295	40	Kasper SCHORMANS	MP Motorsport	TATUUS T-421	R	2:04.235	116.1	3
20:51.686	17	Nacho TUÑÓN	T-Code by Amtog	TATUUS T-421		2:03.855	116.4	3
20:52.050	46	Nathan TYE	Drivex	TATUUS T-421		2:03.249	117.0	3
20:52.454	38	Daniel KELLEHER	Campos Racing	TATUUS T-421	R	2:03.239	117.0	3
20:52.696	39	Louis COCHET	KCL Motorsport	TATUUS T-421	R	2:03.089	117.1	3
20:52.981	10	Luna FLUXÁ	Campos Racing	TATUUS T-421	R	2:02.516	117.7	3
20:53.363	88	Miki BLASCOS	Monlau Motorsport	TATUUS T-421	R	2:00.232	119.9	3
20:53.713	32	Simón BULBARELLA	Drivex	TATUUS T-421	R	1:58.738	121.4	3
20:54.062	8	Jacob MICALLEF	Campos Racing	TATUUS T-421	R	1:57.264	123.0	3
20:54.332	18	Zoe FLORESCU	Tecnicar	TATUUS T-421	R	1:55.725	124.6	3
20:54.779	5	Sandro PEREZ	TC Racing	TATUUS T-421	R	1:53.672	126.8	3
20:55.260	9	Jean Paul KARRAS	G4 Racing	TATUUS T-421		1:49.036	132.2	3
20:56.025	7	Felipe REIJS	MP Motorsport	TATUUS T-421	R	1:47.347	134.3	3
20:56.197	28	Max RADECK	DXR	TATUUS T-421	R	1:46.707	135.1	3
20:56.737	71	Sam URUS	DXR	TATUUS T-421	R	1:46.080	135.9	3
20:58.235	83	Alfons MIETTINEN	GRS Team	TATUUS T-421	R	1:41.405	142.2	3
20:58.474	27	Alexander CHARTIER	Monlau Motorsport	TATUUS T-421	R	1:41.078	142.6	3
22:25.653	25	Aleix PIÑERA	Tecnicar	TATUUS T-421	R	1:35.957	150.3	4
24:00.244	23	Rocco CORONEL	MP Motorsport	TATUUS T-421	R	1:35.132	151.6	5
24:00.718	25	Aleix PIÑERA	Tecnicar	TATUUS T-421	R	1:35.065	151.7	5
24:01.178	81	Noah MONTEIRO	Griffin Core	TATUUS T-421		1:35.010	151.8	5
24:02.156	15	Jensen BURNETT	KCL Motorsport	TATUUS T-421	R	1:34.957	151.8	5
25:36.113	81	Noah MONTEIRO	Griffin Core	TATUUS T-421		1:34.935	151.9	6
30:21.340	25	Aleix PIÑERA	Tecnicar	TATUUS T-421	R	1:34.931	151.9	9
30:21.751	81	Noah MONTEIRO	Griffin Core	TATUUS T-421		1:34.874	152.0	9
33:31.919	81	Noah MONTEIRO	Griffin Core	TATUUS T-421		1:34.862	152.0	11



F4Spain


ROUND 1 - VALENCIA

Race 2

Analysis by lap

Lapped █

No	Lap Time	Gap	No	Lap Time	Gap	No	Lap Time	Gap	No	Lap Time	Gap	No	Lap Time	Gap
Lap 1			27	16:08.093	33.871	73	1:37.639	8.108	10	1:36.296	7.825	46	1:35.263	5.365
23	2:23.826	0.000	94	16:07.442	34.546	7	1:37.301	8.214	32	1:36.194	8.362	38	1:35.466	5.982
25	2:25.459	1.633	13	16:13.927	44.057	28	1:37.453	8.538	8	1:36.020	8.663	88	1:35.097	6.736
81	2:26.917	3.091	12	16:11.261	46.618	71	1:37.492	9.117	5	1:35.563	9.111	10	1:35.200	9.789
37	2:28.497	4.671	80	16:10.305	47.341	27	1:36.495	9.857	73	1:35.835	9.952	8	1:35.386	11.353
15	2:29.581	5.755	Lap 3			78	1:37.699	10.014	18	1:35.652	10.369	5	1:35.599	12.098
21	2:31.101	7.275	23	2:05.834		94	1:37.371	11.285	7	1:35.866	11.052	73	1:35.937	12.745
40	2:32.447	8.621	25	2:05.727	0.337	83	1:40.984	14.107	9	1:36.289	12.379	32	1:35.973	13.201
17	2:34.146	10.320	81	2:05.392	0.616	12	1:36.202	22.757	27	1:36.313	12.994	18	1:35.965	13.639
46	2:37.051	13.225	37	2:04.893	0.930	80	1:36.953	23.819	71	1:36.684	13.606	7	1:36.101	13.939
38	2:39.662	15.836	15	2:04.524	1.282	13	1:39.889	26.341	28	1:37.473	14.046	39	1:36.397	14.712
39	2:40.530	16.704	21	2:04.571	1.710	Lap 5			78	1:36.920	14.397	9	1:36.575	15.255
10	2:41.763	17.937	40	2:04.235	1.936	23	1:35.132		94	1:37.078	15.001	27	1:36.652	15.579
88	2:44.436	20.610	17	2:03.855	2.327	25	1:35.065	0.474	12	1:35.383	23.471	71	1:37.214	16.966
32	2:46.093	22.267	46	2:03.249	2.691	81	1:35.010	0.934	80	1:35.575	24.932	28	1:37.724	17.716
8	2:47.953	24.127	38	2:03.239	3.095	37	1:35.209	1.538	13	1:38.423	33.510	78	1:37.715	18.110
18	2:49.408	25.582	39	2:03.089	3.337	15	1:34.957	1.912	Lap 7			94	1:36.981	18.610
5	2:51.163	27.337	10	2:02.516	3.622	21	1:35.175	2.401	23	1:35.207		12	1:35.163	23.731
9	2:53.897	30.071	88	2:00.232	4.004	40	1:35.566	3.256	25	1:35.456	0.632	80	1:35.814	26.159
73	2:56.471	32.645	32	1:58.738	4.354	17	1:35.407	3.583	81	1:35.233	0.847	13	1:37.882	39.163
7	3:00.348	36.522	8	1:57.264	4.703	46	1:35.763	4.484	37	1:34.993	1.511	Lap 9		
28	3:02.880	39.054	18	1:55.725	4.973	38	1:35.606	4.812	15	1:34.973	1.950	23	1:35.203	
71	3:04.522	40.696	5	1:53.672	5.420	39	1:35.993	5.776	21	1:35.123	2.394	25	1:34.931	0.622
78	3:05.527	41.701	9	1:49.036	5.901	88	1:35.686	6.001	40	1:35.236	3.543	81	1:34.874	1.033
83	3:07.202	43.376	73	1:49.059	6.222	10	1:36.126	6.577	17	1:35.382	4.044	37	1:34.999	1.595
27	3:09.303	45.477	7	1:47.347	6.666	32	1:36.435	7.216	46	1:35.430	5.118	15	1:35.099	2.116
94	3:10.629	46.803	28	1:46.707	6.838	8	1:36.604	7.691	38	1:35.387	5.532	21	1:35.174	2.451
13	3:13.655	49.829	71	1:46.080	7.378	5	1:36.014	8.596	88	1:35.192	6.655	40	1:35.155	3.546
12	3:18.882	55.056	78	1:46.243	8.068	73	1:36.189	9.165	10	1:36.987	9.605	17	1:35.037	3.928
80	3:20.561	56.735	83	1:41.405	8.876	18	1:36.930	9.765	8	1:37.527	10.983	46	1:35.419	5.581
Lap 2			27	1:41.078	9.115	7	1:37.152	10.234	5	1:37.611	11.515	38	1:35.416	6.195
23	16:19.699		94	1:40.955	9.667	9	1:38.252	11.138	73	1:37.079	11.824	88	1:35.275	6.808
25	16:18.510	0.444	13	1:43.982	22.205	28	1:38.215	11.621	32	1:39.089	12.244	10	1:35.009	9.595
81	16:17.666	1.058	12	1:41.524	22.308	27	1:37.004	11.729	18	1:37.528	12.690	8	1:35.722	11.872
37	16:16.899	1.871	80	1:41.112	22.619	71	1:37.985	11.970	7	1:37.009	12.854	5	1:35.444	12.339
15	16:16.536	2.592	Lap 4			78	1:37.643	12.525	39	1:40.879	13.331	73	1:35.650	13.192
21	16:15.397	2.973	23	1:35.753		94	1:36.818	12.971	9	1:36.524	13.696	32	1:35.666	13.664
40	16:14.613	3.535	25	1:35.957	0.541	12	1:35.511	23.136	27	1:36.156	13.943	18	1:35.740	14.176
17	16:13.685	4.306	81	1:36.193	1.056	80	1:35.718	24.405	71	1:36.369	14.768	7	1:35.867	14.603
46	16:11.750	5.276	37	1:36.284	1.461	83	1:48.297	27.272	28	1:36.169	15.008	39	1:35.959	15.468
38	16:09.553	5.690	15	1:36.558	2.087	13	1:38.926	30.135	78	1:36.221	15.411	27	1:36.286	16.662
39	16:09.077	6.082	21	1:36.401	2.358	Lap 6			94	1:36.851	16.645	9	1:37.629	17.681
10	16:08.702	6.940	40	1:36.639	2.822	23	1:35.048		12	1:35.320	23.584	71	1:36.809	18.572
88	16:08.695	9.606	17	1:36.734	3.308	25	1:34.957	0.383	80	1:35.636	25.361	28	1:36.216	18.729
32	16:08.882	11.450	46	1:36.915	3.853	81	1:34.935	0.821	13	1:37.994	36.297	78	1:36.236	19.143
8	16:08.845	13.273	38	1:36.996	4.338	37	1:35.235	1.725	Lap 8			94	1:36.577	19.984
18	16:09.199	15.082	39	1:37.331	4.915	15	1:35.320	2.184	23	1:35.016		12	1:35.330	23.858
5	16:09.944	17.582	88	1:37.196	5.447	21	1:35.125	2.478	25	1:35.278	0.894	80	1:35.843	26.799
9	16:12.327	22.699	10	1:37.714	5.583	40	1:35.306	3.514	81	1:35.531	1.362	13	1:37.636	41.596
73	16:10.051	22.997	32	1:37.312	5.913	17	1:35.334	3.869	37	1:35.304	1.799	Lap 10		
7	16:08.330	25.153	8	1:37.269	6.219	46	1:35.459	4.895	15	1:35.286	2.220	23	1:34.938	
28	16:06.610	25.965	5	1:38.047	7.714	38	1:35.588	5.352	21	1:35.102	2.480	25	1:35.069	0.753
71	16:06.135	27.132	18	1:38.747	7.967	88	1:35.717	6.670	40	1:35.067	3.594	81	1:35.306	1.401
78	16:05.657	27.659	9	1:37.870	8.018	39	1:36.931	7.659	17	1:35.066	4.094	37	1:35.059	1.716
83	16:09.628	33.305												



F4Spain

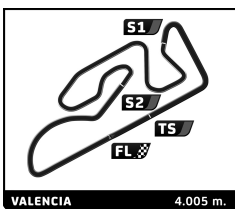
ROUND 1 - VALENCIA

Race 2

Analysis by lap








Lapped ■


No	Lap Time	Gap	No	Lap Time	Gap	No	Lap Time	Gap	No	Lap Time	Gap	No	Lap Time	Gap			
15	1:35.183	2.361	23	1:35.177		13	1:37.316	50.802	78	1:37.590	28.364						
21	1:35.127	2.640	25	1:35.157	0.512				12	1:35.960	28.774						
40	1:35.065	3.673	81	1:35.079	0.961	Lap 14				80	1:37.000	31.958					
17	1:35.127	4.117	37	1:35.053	1.645	23	1:35.256		94	1:37.818	32.495						
46	1:35.323	5.966	15	1:35.161	2.160	25	1:35.373	0.553	13	1:37.281	54.491						
38	1:35.375	6.632	21	1:35.160	2.669	81	1:35.204	0.917									
88	1:35.305	7.175	40	1:35.440	3.880	37	1:35.592	1.904									
10	1:35.392	10.049	17	1:35.368	4.262	15	1:35.320	2.249									
8	1:35.627	12.561	46	1:35.296	6.207	21	1:35.335	2.720									
5	1:35.606	13.007	38	1:35.410	7.083	40	1:35.227	4.068									
73	1:35.793	14.047	88	1:35.426	7.676	17	1:35.377	4.645									
32	1:35.763	14.489	10	1:35.381	10.283	46	1:35.322	6.555									
18	1:35.887	15.125	8	1:35.732	13.407	38	1:35.264	7.274									
7	1:35.854	15.519	5	1:35.764	13.813	88	1:35.369	8.170									
39	1:35.601	16.131	73	1:35.553	14.868	10	1:35.319	10.453									
27	1:35.948	17.672	32	1:35.662	15.394	8	1:35.802	14.350									
9	1:36.366	19.109	18	1:35.661	15.965	5	1:35.613	14.648									
71	1:36.984	20.618	7	1:35.815	16.828	73	1:35.722	15.651									
28	1:37.294	21.085	39	1:35.971	17.682	32	1:35.716	16.315									
78	1:37.449	21.654	27	1:36.080	19.226	18	1:35.694	16.796									
94	1:37.067	22.113	9	1:36.468	21.576	7	1:35.527	17.510									
12	1:35.360	24.280	71	1:36.529	23.206	39	1:35.683	18.775									
80	1:35.777	27.638	28	1:36.588	23.661	27	1:36.016	20.807									
13	1:37.463	44.121	78	1:36.330	24.010	9	1:36.617	24.091									
Lap 11			94	1:36.906	25.617	71	1:36.544	25.452									
23	1:35.204		12	1:36.307	25.725	28	1:36.103	25.608									
25	1:34.983	0.532	80	1:35.665	28.732	78	1:36.264	26.067									
81	1:34.862	1.059	13	1:37.526	48.712	12	1:35.944	28.107									
37	1:35.257	1.769	Lap 13			94	1:36.721	29.970									
15	1:35.019	2.176	23	1:35.226		80	1:35.976	30.251									
21	1:35.250	2.686	25	1:35.150	0.436	13	1:36.957	52.503									
40	1:35.148	3.617	81	1:35.234	0.969	Lap 15											
17	1:35.158	4.071	37	1:35.149	1.568	23	1:35.293										
46	1:35.326	6.088	15	1:35.251	2.185	25	1:35.100	0.360									
38	1:35.422	6.850	21	1:35.198	2.641	81	1:35.194	0.818									
88	1:35.456	7.427	40	1:35.443	4.097	37	1:35.180	1.791									
10	1:35.234	10.079	17	1:35.488	4.524	15	1:35.265	2.221									
8	1:35.495	12.852	46	1:35.508	6.489	21	1:35.336	2.763									
5	1:35.423	13.226	38	1:35.409	7.266	40	1:35.148	3.923									
73	1:35.649	14.492	88	1:35.607	8.057	17	1:35.288	4.640									
32	1:35.624	14.909	10	1:35.333	10.390	46	1:35.250	6.512									
18	1:35.560	15.481	8	1:35.623	13.804	38	1:35.479	7.460									
7	1:35.875	16.190	5	1:35.704	14.291	88	1:35.546	8.423									
39	1:35.961	16.888	73	1:35.543	15.185	10	1:35.284	10.444									
27	1:35.855	18.323	32	1:35.687	15.855	8	1:35.764	14.821									
9	1:36.380	20.285	18	1:35.619	16.358	5	1:35.651	15.006									
71	1:36.440	21.854	7	1:35.637	17.239	73	1:35.585	15.943									
28	1:36.369	22.250	39	1:35.892	18.348	32	1:36.102	17.124									
78	1:36.407	22.857	27	1:36.047	20.047	18	1:36.128	17.631									
94	1:36.979	23.888	9	1:36.380	22.730	7	1:35.864	18.081									
12	1:35.519	24.595	71	1:36.184	24.164	39	1:35.801	19.283									
80	1:35.810	28.244	28	1:36.326	24.761	27	1:36.046	21.560									
13	1:37.446	46.363	78	1:36.275	25.059	9	1:36.702	25.500									
Lap 12			12	1:36.920	27.419	71	1:37.324	27.483									
			94	1:38.114	28.505	28	1:37.899	28.214									
			80	1:36.025	29.531												



F4Spain
 ROUND 1 - VALENCIA
 Race 2

Flag Analysis


Flag	Time
	GREEN FLAG 15:43:21.191
	SAFETY CAR 15:44:09.045
	RED FLAG 15:44:44.480
	GREEN FLAG 16:00:00.630
	SAFETY CAR 16:00:01.370
	GREEN FLAG 16:03:56.797
	CHEQUERED FLAG 16:23:13.003



F4Spain ROUND 1 - VALENCIA Race 2

Sector Analysis

_ Invalidated Lap						■ Personal Best		■ Session Best		■ Crossing the pit lane									
Lap	Time	Sector 1	Sector 2	Sector 3	T.Spd	Elapsed	Lap	Time	Sector 1	Sector 2	Sector 3	T.Spd	Elapsed						
5 Sandro PEREZ ESP TC Racing TATUUS T-421						1	2:51.163	B	32.567	1:07.177	1:10.419	2:51.163	1	2:53.897	B	32.706	1:10.776	1:10.415	2:53.897
2	16:09.944	...	49.300	27.388	19:01.107	2	16:12.327	...	50.196	29.447	19:06.224								
3	1:53.672	23.341	54.109	36.222	208.8	20:54.779	3	1:49.036	24.069	49.333	35.634	180.9	20:55.260						
4	<u>1:38.047</u>	22.489	<u>47.921</u>	27.637	212.0	22:32.826	4	1:37.870	22.563	47.777	27.530	209.5	22:33.130						
5	1:36.014	22.247	47.334	26.433	210.7	24:08.840	5	<u>1:38.252</u>	<u>23.273</u>	48.206	26.773	210.7	24:11.382						
6	<u>1:35.563</u>	22.230	<u>46.952</u>	26.381	214.7	25:44.403	6	<u>1:36.289</u>	<u>22.248</u>	47.436	<u>26.605</u>	209.5	25:47.671						
7	<u>1:37.611</u>	<u>22.304</u>	48.670	26.637	212.7	27:22.014	7	1:36.524	22.306	47.421	26.797	208.2	27:24.195						
8	<u>1:35.599</u>	<u>22.191</u>	47.069	26.339	212.0	28:57.613	8	1:36.575	22.420	47.541	26.614	211.4	29:00.770						
9	<u>1:35.444</u>	<u>22.158</u>	<u>46.980</u>	26.306	212.7	30:33.057	9	<u>1:37.629</u>	<u>22.827</u>	48.051	26.751	210.1	30:38.399						
10	1:35.606	22.165	47.042	26.399	212.7	32:08.663	10	1:36.366	22.322	47.389	26.655	209.5	32:14.765						
11	<u>1:35.423</u>	<u>22.096</u>	47.059	<u>26.268</u>	214.7	33:44.086	11	1:36.380	22.346	47.388	26.646	207.6	33:51.145						
12	1:35.764	22.215	47.168	26.381	213.3	35:19.850	12	1:36.468	22.377	47.399	26.692	208.2	35:27.613						
13	1:35.704	22.233	47.066	26.405	213.3	36:55.554	13	1:36.380	22.372	<u>47.320</u>	26.688	206.3	37:03.993						
14	1:35.613	22.218	47.050	26.345	214.0	38:31.167	14	1:36.617	22.512	47.432	26.673	206.9	38:40.610						
15	<u>1:35.651</u>	<u>22.227</u>	<u>46.963</u>	26.461	216.0	40:06.818	15	1:36.702	22.438	47.530	26.734	206.9	40:17.312						
7 Felipe REIJS NLD MP Motorsport TATUUS T-421						1	3:00.348	B	33.918	1:12.186	1:14.244	3:00.348	1	2:41.763	B	31.826	1:05.275	1:04.662	2:41.763
2	16:08.330	...	49.008	28.953	19:08.678	2	16:08.702	...	48.229	27.514	18:50.465								
3	1:47.347	24.802	48.807	33.738	177.2	20:56.025	3	2:02.516	26.821	56.489	39.206	160.7	20:52.981						
4	1:37.301	22.702	47.507	27.092	212.7	22:33.326	4	1:37.714	22.828	47.895	26.991	216.0	22:30.695						
5	1:37.152	22.872	47.767	26.513	214.7	24:10.478	5	<u>1:36.126</u>	<u>22.503</u>	47.330	26.293	218.0	24:06.821						
6	<u>1:35.866</u>	<u>22.201</u>	47.160	26.505	213.3	25:46.344	6	<u>1:36.296</u>	<u>22.399</u>	47.489	26.408	213.3	25:43.117						
7	<u>1:37.009</u>	22.086	<u>47.521</u>	27.402	212.7	27:23.353	7	<u>1:36.987</u>	<u>22.860</u>	47.875	26.252	215.3	27:20.104						
8	<u>1:36.101</u>	<u>22.324</u>	47.372	26.405	217.4	28:59.454	8	1:35.200	22.202	46.777	26.221	211.4	28:55.304						
9	1:35.867	22.166	47.304	26.397	216.0	30:35.321	9	<u>1:35.009</u>	22.103	<u>46.691</u>	<u>26.215</u>	209.5	30:30.313						
10	1:35.854	22.070	47.145	26.639	214.0	32:11.175	10	1:35.392	22.228	46.832	26.332	211.4	32:05.705						
11	1:35.875	22.073	47.195	26.607	215.3	33:47.050	11	1:35.234	22.202	46.698	26.334	213.3	33:40.939						
12	1:35.815	22.184	47.150	26.481	214.0	35:22.865	12	1:35.381	22.129	46.833	26.419	210.1	35:16.320						
13	1:35.637	<u>22.040</u>	47.212	26.385	212.7	36:58.502	13	1:35.333	<u>22.091</u>	46.876	26.366	210.1	36:51.653						
14	<u>1:35.527</u>	22.106	<u>47.058</u>	<u>26.363</u>	212.0	38:34.029	14	1:35.319	22.140	46.889	26.290	211.4	38:26.972						
15	1:35.864	22.099	47.182	26.583	212.7	40:09.893	15	1:35.284	22.093	46.854	26.337	213.3	40:02.256						
12 Philippe Armand KARRAS GRC G4 Racing TATUUS T-421						1	3:18.882	B	30.977	1:26.013	1:21.892	3:18.882	1	3:18.882	B	30.977	1:26.013	1:21.892	3:18.882
2	16:11.261	...	53.695	32.092	19:30.143	2	16:11.261	...	53.695	32.092	19:30.143								
3	1:41.524	23.575	50.233	27.716	193.6	21:11.667	3	1:41.524	23.575	50.233	27.716	193.6	21:11.667						
4	1:36.202	22.708	47.043	26.451	212.0	22:47.869	4	1:36.202	22.708	47.043	26.451	212.0	22:47.869						
5	1:35.511	22.226	46.856	26.429	212.0	24:23.380	5	1:35.511	22.226	46.856	26.429	212.0	24:23.380						
6	1:35.383	22.112	46.914	26.357	210.1	25:58.763	6	1:35.383	22.112	46.914	26.357	210.1	25:58.763						
7	1:35.320	22.094	46.833	26.393	211.4	27:34.083	7	1:35.320	22.094	46.833	26.393	211.4	27:34.083						
8	<u>1:35.163</u>	<u>22.019</u>	<u>46.808</u>	<u>26.336</u>	210.1	29:09.246	8	<u>1:35.163</u>	<u>22.019</u>	<u>46.808</u>	<u>26.336</u>	210.1	29:09.246						
9	1:35.330	22.051	46.923	26.356	212.7	30:44.576	9	1:35.330	22.051	46.923	26.356	212.7	30:44.576						
10	1:35.360	22.079	46.900	26.381	211.4	32:19.936	10	1:35.360	22.079	46.900	26.381	211.4	32:19.936						
11	1:35.519	22.130	46.991	26.398	212.7	33:55.455	11	1:35.519	22.130	46.991	26.398	212.7	33:55.455						
12	<u>1:36.307</u>	<u>22.361</u>	47.338	26.608	214.7	35:31.762	12	<u>1:36.307</u>	<u>22.361</u>	47.338	26.608	214.7	35:31.762						
13	<u>1:36.920</u>	<u>22.904</u>	<u>47.553</u>	26.463	212.7	37:08.682	13	<u>1:36.920</u>	<u>22.904</u>	<u>47.553</u>	26.463	212.7	37:08.682						
14	<u>1:35.944</u>	22.331	<u>47.171</u>	26.442	212.7	38:44.626	14	<u>1:35.944</u>	22.331	<u>47.171</u>	26.442	212.7	38:44.626						
15	1:35.960	22.199	47.161	26.600	212.7	40:20.586	15	1:35.960	22.199	47.161	26.600	212.7	40:20.586						
13 Rodrigo MARTÍNEZ MEX Tecnicar TATUUS T-421						1	3:13.655	B	36.187	1:20.042	1:17.426	3:13.655	1	3:13.655	B	36.187	1:20.042	1:17.426	3:13.655
2	16:13.927	...	53.787	30.065	19:27.582	2	16:13.927	...	53.787	30.065	19:27.582								
3	1:43.982	25.542	50.517	27.923	188.3	21:11.564	3	1:43.982	25.542	50.517	27.923	188.3	21:11.564						



F4Spain ROUND 1 - VALENCIA Race 2

Sector Analysis

— Invalidated Lap							■ Personal Best							■ Session Best							B Crossing the pit lane						
Lap	Time	Sector 1	Sector 2	Sector 3	T.Sp	Elapsed	Lap	Time	Sector 1	Sector 2	Sector 3	T.Sp	Elapsed	Lap	Time	Sector 1	Sector 2	Sector 3	T.Sp	Elapsed	Lap	Time	Sector 1	Sector 2	Sector 3	T.Sp	Elapsed
4	1:39.889	23.923	48.445	27.521	207.6	22:51.453	7	1:37.528	22.187	48.126	27.215	214.0	27:23.189	10	1:35.887	22.247	47.180	26.460	216.0	32:10.781	13	1:35.619	22.211	46.963	26.445	216.7	36:57.621
5	1:38.926	23.124	48.577	27.225	209.5	24:30.379	8	1:35.965	22.191	47.293	26.481	215.3	28:59.154	11	1:35.560	22.117	47.103	26.340	215.3	33:46.341	14	1:35.694	22.134	47.122	26.438	215.3	38:33.315
6	1:38.423	22.916	48.183	27.324	208.8	26:08.802	9	1:35.740	22.159	47.203	26.378	215.3	30:34.894	12	1:35.661	22.131	47.130	26.400	216.7	35:22.002	15	1:36.128	22.320	47.257	26.551	214.7	40:09.443
7	1:37.994	22.902	48.058	27.034	208.2	27:46.796	10	1:35.740	22.159	47.203	26.378	215.3	30:34.894	13	1:35.619	22.211	46.963	26.445	216.7	36:57.621							
8	1:37.882	22.781	48.053	27.048		29:24.678	11	1:35.560	22.117	47.103	26.340	215.3	33:46.341	14	1:35.694	22.134	47.122	26.438	215.3	38:33.315							
9	1:37.636	22.840	47.884	26.912	213.3	31:02.314	12	1:35.661	22.131	47.130	26.400	216.7	35:22.002	15	1:36.128	22.320	47.257	26.551	214.7	40:09.443							
10	1:37.463	22.681	47.820	26.962		32:39.777	13	1:35.619	22.211	46.963	26.445	216.7	36:57.621														
11	1:37.446	22.651	47.887	26.908		34:17.223	14	1:35.694	22.134	47.122	26.438	215.3	38:33.315														
12	1:37.526	22.574	47.941	27.011	209.5	35:54.749	15	1:36.128	22.320	47.257	26.551	214.7	40:09.443														
13	1:37.316	22.583	47.678	27.055	214.0	37:32.065																					
14	1:36.957	22.502	47.707	26.748		39:09.022																					
15	1:37.281	22.681	47.778	26.822	206.9	40:46.303																					

15 Jensen BURNETT							CAN						
KCL Motorsport							TATUUS T-421						
1	2:29.581	B	30.199	1:00.876	58.506	2:29.581							
2	16:16.536		...	57.286	32.157	18:46.117							
3	2:04.524	26.141	57.264	41.119	175.0	20:50.641							
4	1:36.558	22.611	47.448	26.499	214.0	22:27.199							
5	1:34.957	22.044	46.771	26.142	214.0	24:02.156							
6	1:35.320	22.079	46.914	26.327	214.0	25:37.476							
7	1:34.973	22.012	46.760	26.201	214.7	27:12.449							
8	1:35.286	22.007	46.909	26.370	214.0	28:47.735							
9	1:35.099	22.030	46.770	26.299	212.0	30:22.834							
10	1:35.183	22.140	46.749	26.294	213.3	31:58.017							
11	1:35.019	22.020	46.788	26.211	214.0	33:33.036							
12	1:35.161	22.068	46.848	26.245	216.7	35:08.197							
13	1:35.251	22.021	46.956	26.274	215.3	36:43.448							
14	1:35.320	22.142	46.865	26.313	212.7	38:18.768							
15	1:35.265	22.100	46.903	26.262	214.7	39:54.033							


17 Nacho TUÑÓN							ESP						
T-Code by Amtog							TATUUS T-421						
1	2:34.146	B	30.549	1:02.761	1:00.836	2:34.146							
2	16:13.685		...	54.551	32.090	18:47.831							
3	2:03.855	26.570	57.444	39.841	178.6	20:51.686							
4	1:36.734	22.783	47.482	26.469	215.3	22:28.420							
5	1:35.407	22.178	46.948	26.281	216.7	24:03.827							
6	1:35.334	22.223	46.879	26.232	214.0	25:39.161							
7	1:35.382	22.134	46.935	26.313	215.3	27:14.543							
8	1:35.066	22.045	46.719	26.302	214.0	28:49.609							
9	1:35.037	22.027	46.804	26.206	215.3	30:24.646							
10	1:35.127	22.070	46.880	26.177	216.0	31:59.773							
11	1:35.158	22.075	46.883	26.200	216.0	33:34.931							
12	1:35.368	22.188	46.881	26.299	216.7	35:10.299							
13	1:35.488	22.197	47.000	26.291	214.7	36:45.787							
14	1:35.377	22.158	46.935	26.284	214.0	38:21.164							
15	1:35.288	22.067	46.977	26.244	214.7	39:56.452							

18 Zoe FLORESCU							ROU						
Tecnicar							TATUUS T-421						
1	2:49.408	B	33.113	1:06.945	1:09.350	2:49.408							
2	16:09.199		...	48.942	27.130	18:58.607							
3	1:55.725	23.023	56.127	36.575	205.7	20:54.332							
4	1:38.747	22.524	48.455	27.768	216.0	22:33.079							
5	1:36.930	23.024	47.423	26.483	211.4	24:10.009							
6	1:35.652	22.221	47.078	26.353	217.4	25:45.661							

21 Borys LYZEN							POL						
KCL Motorsport							TATUUS T-421						
1	2:31.101	B	30.449	1:01.574	59.078	2:31.101							
2	16:15.397		...	57.407	31.847	18:46.498							
3	2:04.571	26.321	57.490	40.760	173.2	20:51.069							
4	1:36.401	22.459	47.481	26.461	212.7	22:27.470							
5	1:35.175	22.117	46.806	26.252	216.0	24:02.645							
6	1:35.125	22.051	46.768	26.306	214.7	25:37.770							
7	1:35.123	22.074	46.764	26.285	215.3	27:12.893							
8	1:35.102	22.045	46.710	26.347	214.7	28:47.995							
9	1:35.174	22.116	46.811	26.247	216.0	30:23.169							
10	1:35.127	22.137	46.828	26.162	216.0	31:58.296							
11	1:35.250	22.241	46.763	26.246	217.4	33:33.546							
12	1:35.160	22.161	46.699	26.300	215.3	35:08.706							
13	1:35.198	22.011	46.893	26.294	215.3	36:43.904							
14	1:35.335	22.245	46.855	26.235	214.7	38:19.239							
15	1:35.336	22.103	46.885	26.348	215.3	39:54.575							

23 Rocco CORONEL							NLD						
MP Motorsport							TATUUS T-421						
1	2:23.826	B	29.030	59.563	55.233	2:23.826							
2	16:19.699		...	57.252	32.096	18:43.525							
3	2:05.834	26.415	57.306	42.113	197.5	20:49.359							
4	1:35.753	22.439	46.959	26.355	208.8	22:25.112							
5	1:35.132	22.111	46.715	26.306	210.1	24:00.244							
6	1:35.048	22.014	46.702	26.332	209.5	25:35.292							
7	1:35.207	22.124	46.680	26.403	208.8	27:10.499							
8	1:35.016	22.100	46.653	26.263	211.4	28:45.515							
9	1:35.203	22.113	46.766	26.324	210.7	30:20.718							
10	1:34.938	22.062	46.626	26.250	210.1	31:55.656							
11	1:35.204	22.160	46.753	26.291	210.1	33:30.860							
12	1:35.177	22.108	46.727	26.342	210.7	35:06.037							
13	1:35.226	22.152	46.747	26.327	210.1	36:41.263							
14	1:35.256	22.164	46.774	26.318	209.5	38:16.519							
15	1:35.293	22.168	46.747	26.378	210.1	39:51.812							

25 Aleix PIÑERA							ESP						
Tecnicar							TATUUS T-421						
1	2:25.459	B	29.202	59.950	56.307	2:25.459							
2	16:18.510		...	57.104	32.102	18:43.969							
3	2:05.727	26.476	57.339	41.912	195.3	20:49.696							
4	1:35.957	22.504	47.167	26.286	212.0	22:25.653							
5	1:35.065	22.052	46.693	26.320	214.7	24:00.718							
6	1:34.957	22.011	46.754	26.192	213.3	25:35.675							
7	1:35.456	22.061	46.931	26.464	212.7	27:11.131							
8	1:35.278	22.249	46.822	26.207	214.0	28:46.409							
9	1:34.931	22.031	46.661	26.239	213.3	30:21.340							



F4Spain
ROUND 1 - VALENCIA
Race 2

Sector Analysis


— Invalidated Lap

■ Personal Best

■ Session Best

■ Crossing the pit lane


Lap	Time	Sector 1	Sector 2	Sector 3	T.Spd	Elapsed	Lap	Time	Sector 1	Sector 2	Sector 3	T.Spd	Elapsed
10	1:35.069	21.975	46.784	26.310	213.3	31:56.409	13	1:35.687	22.180	47.133	26.374		36:57.118
11	1:34.983	22.005	46.751	26.227		33:31.392	14	1:35.716	22.174	47.167	26.375		38:32.834
12	1:35.157	22.132	46.693	26.332	216.0	35:06.549	15	1:36.102	22.368	47.270	26.464		40:08.936
13	1:35.150	22.061	46.868	26.221		36:41.699							
14	1:35.373	22.060	46.832	26.481	215.3	38:17.072							
15	1:35.100	22.100	46.780	26.220		39:52.172							
27 Alexander CHARTIER ITA							37 Ty FISHER CAN						
Monlau Motorsport TATUUS T-421							Griffin Core TATUUS T-421						
1	3:09.303	35.563	1:13.642	1:20.098		3:09.303	1	2:28.497	30.012	1:00.326	58.159		2:28.497
2	16:08.093	...	50.945	27.791		19:17.396	2	16:16.899	...	57.126	32.207		18:45.396
3	1:41.078	23.100	48.522	29.456	208.8	20:58.474	3	2:04.893	25.891	57.579	41.423	194.7	20:50.289
4	1:36.495	22.752	47.158	26.585	217.4	22:34.969	4	1:36.284	22.673	47.286	26.325	214.7	22:26.573
5	1:37.004	22.361	47.874	26.769	214.7	24:11.973	5	1:35.209	22.129	46.796	26.284	215.3	24:01.782
6	1:36.313	22.548	47.273	26.492	214.0	25:48.286	6	1:35.235	22.158	46.902	26.175	214.0	25:37.017
7	1:36.156	22.210	47.421	26.525	214.0	27:24.442	7	1:34.993	22.032	46.690	26.271	214.0	27:12.010
8	1:36.652	22.579	47.528	26.545	216.7	29:01.094	8	1:35.304	22.052	46.976	26.276	214.0	28:47.314
9	1:36.286	22.432	47.491	26.363	215.3	30:37.380	9	1:34.999	22.094	46.688	26.217	216.0	30:22.313
10	1:35.948	22.255	47.351	26.342	212.0	32:13.328	10	1:35.059	22.059	46.785	26.215	212.7	31:57.372
11	1:35.855	22.163	47.242	26.450	212.7	33:49.183	11	1:35.257	22.145	46.780	26.332	216.0	33:32.629
12	1:36.080	22.157	47.355	26.568	213.3	35:25.263	12	1:35.053	22.098	46.694	26.261	214.7	35:07.682
13	1:36.047	22.235	47.261	26.551	210.7	37:01.310	13	1:35.149	22.122	46.802	26.225	214.7	36:42.831
14	1:36.016	22.204	47.308	26.504	211.4	38:37.326	14	1:35.592	22.166	47.059	26.367	214.7	38:18.423
15	1:36.046	22.200	47.287	26.559	212.0	40:13.372	15	1:35.180	22.061	46.775	26.344	214.7	39:53.603
28 Max RADECK PRT							38 Daniel KELLEHER IRE						
DXR TATUUS T-421							Campos Racing TATUUS T-421						
1	3:02.880	33.983	1:12.922	1:15.975		3:02.880	1	2:39.662	31.301	1:04.102	1:04.259		2:39.662
2	16:06.610	...	49.316	28.185		19:09.490	2	16:09.553	...	48.333	29.342		18:49.215
3	1:46.707	24.643	48.716	33.348	200.9	20:56.197	3	2:03.239	27.068	56.542	39.629	180.5	20:52.454
4	1:37.453	22.937	47.762	26.754	216.7	22:33.650	4	1:36.996	22.802	47.695	26.499	212.7	22:29.450
5	1:38.215	22.951	48.233	27.031	216.7	24:11.865	5	1:35.606	22.268	46.966	26.372	212.7	24:05.056
6	1:37.473	23.215	47.665	26.593	211.4	25:49.338	6	1:35.588	22.193	46.883	26.512	215.3	25:40.644
7	1:36.169	22.264	47.204	26.701	214.7	27:25.507	7	1:35.387	22.150	46.923	26.314	216.0	27:16.031
8	1:37.724	22.927	48.128	26.669	214.7	29:03.231	8	1:35.466	22.243	46.907	26.316	216.0	28:51.497
9	1:36.216	22.249	47.259	26.708	220.8	30:39.447	9	1:35.416	22.084	47.004	26.328	216.0	30:26.913
10	1:37.294	23.043	47.568	26.683	219.4	32:16.741	10	1:35.375	22.138	46.966	26.271	216.0	32:02.288
11	1:36.369	22.485	47.343	26.541	217.4	33:53.110	11	1:35.422	22.212	46.890	26.320	214.7	33:37.710
12	1:36.588	22.413	47.561	26.614	212.7	35:29.698	12	1:35.410	22.130	46.914	26.366	216.0	35:13.120
13	1:36.326	22.380	47.410	26.536	210.1	37:06.024	13	1:35.409	22.096	46.966	26.347	216.7	36:48.529
14	1:36.103	22.366	47.299	26.438		38:42.127	14	1:35.264	22.075	46.829	26.360	214.7	38:23.793
15	1:37.899	22.996	48.038	26.865	216.0	40:20.026	15	1:35.479	22.098	46.958	26.423	215.3	39:59.272
32 Simón BULBARELLA ARG							39 Louis COCHET NLD						
Drivex TATUUS T-421							KCL Motorsport TATUUS T-421						
1	2:46.093	32.265	1:06.231	1:07.597		2:46.093	1	2:40.530	31.648	1:04.190	1:04.692		2:40.530
2	16:08.882	...	48.600	26.980		18:54.975	2	16:09.077	...	48.118	28.680		18:49.607
3	1:58.738	24.259	56.655	37.824	206.3	20:53.713	3	2:03.089	27.195	56.460	39.434	171.1	20:52.696
4	1:37.312	22.559	48.057	26.696	218.0	22:31.025	4	1:37.331	22.884	47.741	26.706	213.3	22:30.027
5	1:36.435	22.253	47.848	26.334	219.4	24:07.460	5	1:35.993	22.243	47.098	26.652	214.0	24:06.020
6	1:36.194	22.228	47.382	26.584	212.0	25:43.654	6	1:36.931	22.995	47.291	26.645	212.7	25:42.951
7	1:39.089	22.362	49.716	27.011	215.3	27:22.743	7	1:40.879	22.982	50.959	26.938	210.7	27:23.830
8	1:35.973	22.248	47.299	26.426	216.0	28:58.716	8	1:36.397	22.430	47.232	26.735	215.3	29:00.227
9	1:35.666	22.205	47.055	26.406		30:34.382	9	1:35.959	22.194	47.279	26.486	212.0	30:36.186
10	1:35.763	22.204	47.143	26.416	218.0	32:10.145	10	1:35.601	22.082	47.103	26.416	212.0	32:11.787
11	1:35.624	22.107	47.218	26.299		33:45.769	11	1:35.961	22.311	47.110	26.540	212.7	33:47.748
12	1:35.662	22.290	47.039	26.333		35:21.431	12	1:35.971	22.129	47.403	26.439	214.0	35:23.719
							13	1:35.892	22.213	47.138	26.541	211.4	36:59.611
							14	1:35.683	22.160	47.047	26.476	210.7	38:35.294
							15	1:35.801	22.184	47.015	26.602	212.7	40:11.095



F4Spain ROUND 1 - VALENCIA Race 2

Sector Analysis

_ Invalidated Lap						■ Personal Best		■ Session Best		■ Crossing the pit lane			
Lap	Time	Sector 1	Sector 2	Sector 3	T.Sp	Elapsed	Lap	Time	Sector 1	Sector 2	Sector 3	T.Sp	Elapsed
40 Kasper SCHORMANS						NLD							
MP Motorsport						TATUUS T-421							
1	2:32.447	30.708	1:01.959	59.780		2:32.447	1	2:56.471	33.726	1:10.525	1:12.220		2:56.471
2	16:14.613	...	56.261	32.031		18:47.060	2	16:10.051	...	49.353	29.266		19:06.522
3	2:04.235	26.308	57.783	40.144	170.2	20:51.295	3	1:49.059	24.300	49.389	35.370	182.4	20:55.581
4	1:36.639	22.918	47.351	26.370	216.0	22:27.934	4	1:37.639	22.721	47.498	27.420	214.7	22:33.220
5	1:35.566	22.209	46.973	26.384	215.3	24:03.500	5	1:36.189	22.438	47.328	26.423	217.4	24:09.409
6	1:35.306	22.202	46.795	26.309	211.4	25:38.806	6	1:35.835	22.153	47.139	26.543	214.0	25:45.244
7	1:35.236	22.147	46.799	26.290	212.0	27:14.042	7	1:37.079	22.169	48.099	26.811	213.3	27:22.323
8	1:35.067	22.042	46.745	26.280	213.3	28:49.109	8	1:35.937	22.280	47.180	26.477	215.3	28:58.260
9	1:35.155	22.055	46.793	26.307	214.0	30:24.264	9	1:35.650	22.110	47.088	26.452	213.3	30:33.910
10	1:35.065	22.008	46.789	26.268	213.3	31:59.329	10	1:35.793	22.114	47.210	26.469	212.7	32:09.703
11	1:35.148	22.070	46.796	26.282	214.0	33:34.477	11	1:35.649	22.117	47.084	26.448	212.7	33:45.352
12	1:35.440	22.124	46.776	26.540	214.7	35:09.917	12	1:35.553	22.178	47.064	26.311	212.7	35:20.905
13	1:35.443	22.118	46.942	26.383	212.7	36:45.360	13	1:35.543	22.190	46.979	26.374	212.7	36:56.448
14	1:35.227	22.109	46.890	26.228	213.3	38:20.587	14	1:35.722	22.130	47.204	26.388	212.0	38:32.170
15	1:35.148	22.106	46.755	26.287	214.0	39:55.735	15	1:35.585	22.225	46.982	26.378	213.3	40:07.755
46 Nathan TYE						GBR							
Drivex						TATUUS T-421							
1	2:37.051	30.811	1:04.068	1:02.172		2:37.051	1	3:05.527	35.380	1:12.464	1:17.683		3:05.527
2	16:11.750	...	54.192	32.531		18:48.801	2	16:05.657	...	49.124	27.716		19:11.184
3	2:03.249	26.637	56.889	39.723	182.9	20:52.050	3	1:46.243	24.048	49.183	33.012	204.5	20:57.427
4	1:36.915	22.668	47.788	26.459	212.7	22:28.965	4	1:37.699	22.744	47.721	27.234	211.4	22:35.126
5	1:35.763	22.240	47.045	26.478	214.0	24:04.728	5	1:37.643	22.628	48.074	26.941	211.4	24:12.769
6	1:35.459	22.156	47.003	26.300	210.7	25:40.187	6	1:36.920	22.591	47.747	26.582	210.7	25:49.689
7	1:35.430	22.127	46.899	26.404	210.7	27:15.617	7	1:36.221	22.330	47.312	26.579	212.7	27:25.910
8	1:35.263	22.122	46.786	26.355	211.4	28:50.880	8	1:37.715	22.640	48.217	26.858	215.3	29:03.625
9	1:35.419	22.205	46.881	26.333	210.7	30:26.299	9	1:36.236	22.325	47.367	26.544	216.0	30:39.861
10	1:35.323	22.153	46.832	26.338		32:01.622	10	1:37.449	22.842	47.682	26.925	214.7	32:17.310
11	1:35.326	22.202	46.798	26.326	210.7	33:36.948	11	1:36.407	22.423	47.451	26.533	212.7	33:53.717
12	1:35.296	22.137	46.812	26.347	209.5	35:12.244	12	1:36.330	22.238	47.425	26.667	212.0	35:30.047
13	1:35.508	22.124	46.997	26.387	210.1	36:47.752	13	1:36.275	22.375	47.338	26.562	215.3	37:06.322
14	1:35.322	22.130	46.846	26.346	212.7	38:23.074	14	1:36.264	22.336	47.405	26.523	214.0	38:42.586
15	1:35.250	22.074	46.800	26.376	210.7	39:58.324	15	1:37.590	22.662	48.292	26.636	215.3	40:20.176
71 Sam URUS						MCO							
DXR						TATUUS T-421							
1	3:04.522	35.136	1:12.179	1:17.207		3:04.522	1	3:20.561	33.341	1:24.269	1:22.951		3:20.561
2	16:06.135	...	49.578	27.994		19:10.657	2	16:10.305	...	53.132	32.318		19:30.866
3	1:46.080	23.963	48.811	33.306	201.5	20:56.737	3	1:41.112	23.627	49.788	27.697	195.3	21:11.978
4	1:37.492	22.702	47.921	26.869	214.0	22:34.229	4	1:36.953	23.122	47.315	26.516	215.3	22:48.931
5	1:37.985	22.518	48.821	26.646	216.7	24:12.214	5	1:35.718	22.253	47.066	26.399	212.7	24:24.649
6	1:36.684	22.611	47.519	26.554	214.0	25:48.898	6	1:35.575	22.171	47.016	26.388	212.7	26:00.224
7	1:36.369	22.158	47.250	26.961	212.0	27:25.267	7	1:35.636	22.193	47.021	26.422	212.0	27:35.860
8	1:37.214	22.994	47.530	26.690	211.4	29:02.481	8	1:35.814	22.201	47.123	26.490	212.7	29:11.674
9	1:36.809	22.191	47.624	26.994	212.0	30:39.290	9	1:35.843	22.210	47.062	26.571	212.0	30:47.517
10	1:36.984	22.948	47.368	26.668	212.7	32:16.274	10	1:35.777	22.157	47.144	26.476	212.0	32:23.294
11	1:36.440	22.334	47.300	26.806	211.4	33:52.714	11	1:35.810	22.187	47.159	26.464	212.7	33:59.104
12	1:36.529	22.351	47.581	26.597	210.1	35:29.243	12	1:35.665	22.243	47.061	26.361	212.7	35:34.769
13	1:36.184	22.271	47.244	26.669	210.1	37:05.427	13	1:36.025	22.358	47.073	26.594	212.0	37:10.794
14	1:36.544	22.289	47.449	26.806	211.4	38:41.971	14	1:35.976	22.309	47.141	26.526	214.0	38:46.770
15	1:37.324	22.946	47.733	26.645	210.1	40:19.295	15	1:37.000	22.431	47.792	26.777	215.3	40:23.770
73 Fausto ARNAUDO						ARG							
Monlau Motorsport						TATUUS T-421							
1	2:26.917	29.582	1:00.059	57.276		2:26.917	1	2:26.917	29.582	1:00.059	57.276		2:26.917
2	16:17.666	...	57.179	32.026		18:44.583	2	16:17.666	...	57.179	32.026		18:44.583
3	2:05.392	26.248	57.544	41.600	190.4	20:49.975	3	2:05.392	26.248	57.544	41.600	190.4	20:49.975
78 Maria NETO						PRT							
TC Racing						TATUUS T-421							
1	3:05.527	35.380	1:12.464	1:17.683		3:05.527	1	3:05.527	35.380	1:12.464	1:17.683		3:05.527
2	16:05.657	...	49.124	27.716		19:11.184	2	16:05.657	...	49.124	27.716		19:11.184
3	1:46.243	24.048	49.183	33.012	204.5	20:57.427	3	1:46.243	24.048	49.183	33.012	204.5	20:57.427
4	1:37.699	22.744	47.721	27.234	211.4	22:35.126	4	1:37.699	22.744	47.721	27.234	211.4	22:35.126
5	1:37.643	22.628	48.074	26.941	211.4	24:12.769	5	1:37.643	22.628	48.074	26.941	211.4	24:12.769
6	1:36.920	22.591	47.747	26.582	210.7	25:49.689	6	1:36.920	22.591	47.747	26.582	210.7	25:49.689
7	1:36.221	22.330	47.312	26.579	212.7	27:25.910	7	1:36.221	22.330	47.312	26.579	212.7	27:25.910
8	1:37.715	22.640	48.217	26.858	215.3	29:03.625	8	1:37.715	22.640	48.217	26.858	215.3	29:03.625
9	1:36.236	22.325	47.367	26.544	216.0	30:39.861	9	1:36.236	22.325	47.367	26.544	216.0	30:39.861
10	1:37.449	22.842	47.682	26.925	214.7	32:17.310	10	1:37.449	22.842	47.682	26.925	214.7	32:17.310
11	1:36.407	22.423	47.451	26.533	212.7	33:53.717	11	1:36.407	22.423	47.451	26.533	212.7	33:53.717
12	1:36.330	22.238	47.425	26.667	212.0	35:30.047	12	1:36.330	22.238	47.425	26.667	212.0	35:30.047
13	1:36.275	22.375	47.338	26.562	215.3	37:06.322	13	1:36.275	22.375	47.338	26.562	215.3	37:06.322
14	1:36.264	22.336	47.405	26.523	214.0	38:42.586	14	1:36.264	22.336	47.405	26.523	214.0	38:42.586
15	1:37.590	22.662	48.292	26.636	215.3	40:20.176	15	1:37.590	22.662	48.292	26.636	215.3	40:20.176
80 Sebastián FRIGOLET						MEX							
DXR						TATUUS T-421							
1	3:20.561	33.341	1:24.269	1:22.951		3:20.561	1	3:20.561	33.341	1:24.269	1:22.951		3:20.561
2	16:10.305	...	53.132	32.318		19:30.866	2	16:10.305	...	53.132	32.318		19:30.866
3	1:41.112	23.627	49.788	27.697	195.3	21:11.978	3	1:41.112	23.627	49.788	27.697	195.3	21:11.978
4	1:36.953	23.122	47.315	26.516	215.3	22:48.931	4	1:36.953	23.122	47.315	26.516	215.3	22:48.931
5	1:35.718	22.253	47.066	26.399	212.7	24:24.649	5	1:35.718	22.253	47.066	26.399	212.7	24:24.649
6	1:35.575	22.171	47.016	26.388	212.7	26:00.224	6	1:35.575	22.171	47.016	26.388	212.7	26:00.224
7	1:35.636	22.193	47.021	26.422	212.0	27:35.860	7	1:35.636	22.193	47.021	26.422	212.0	27:35.860



F4Spain ROUND 1 - VALENCIA Race 2

Sector Analysis


— Invalidated Lap ■ Personal Best ■ Session Best B Crossing the pit lane

Lap	Time	Sector 1	Sector 2	Sector 3	T.Sp	Elapsed	Lap	Time	Sector 1	Sector 2	Sector 3	T.Sp	Elapsed
4	1:36.193	22.621	47.262	26.310	214.0	22:26.168							
5	1:35.010	21.974	46.727	26.309	215.3	24:01.178							
6	1:34.935	21.991	46.686	26.258	215.3	25:36.113							
7	1:35.233	21.989	46.964	26.280	214.0	27:11.346							
8	1:35.531	22.172	47.161	26.198	217.4	28:46.877							
9	1:34.874	21.974	46.695	26.205	216.0	30:21.751							
10	1:35.306	21.999	46.908	26.399	216.7	31:57.057							
11	1:34.862	21.992	46.602	26.268	214.7	33:31.919							
12	1:35.079	21.954	46.875	26.250	215.3	35:06.998							
13	1:35.234	22.053	46.911	26.270	216.7	36:42.232							
14	1:35.204	21.955	46.876	26.373	215.3	38:17.436							
15	1:35.194	22.081	46.851	26.262	214.7	39:52.630							

83	Alfons MIETTINEN	FIN
	GRS Team	TATUUS T-421
1	3:07.202 B	35.311 1:13.231 1:18.660 3:07.202
2	16:09.628	... 51.205 27.632 19:16.830
3	1:41.405	23.205 48.633 29.567 205.7 20:58.235
4	1:40.984	23.609 49.864 27.511 213.3 22:39.219
5	1:48.297 B	22.976 48.868 36.453 214.7 24:27.516

88	Miki BLASCOS	ESP
	Monlau Motorsport	TATUUS T-421
1	2:44.436 B	31.435 1:06.341 1:06.660 2:44.436
2	16:08.695	... 48.759 27.176 18:53.131
3	2:00.232	25.058 57.168 38.006 195.3 20:53.363
4	1:37.196	22.675 47.861 26.660 216.0 22:30.559
5	<u>1:35.686</u>	<u>22.369</u> 46.958 26.359 215.3 24:06.245
6	<u>1:35.717</u>	22.497 <u>46.873</u> 26.347 216.7 25:41.962
7	1:35.192	22.044 46.908 26.240 213.3 27:17.154
8	1:35.097	22.004 46.813 26.280 212.7 28:52.251
9	1:35.275	22.038 46.867 26.370 214.0 30:27.526
10	1:35.305	22.058 46.889 26.358 214.7 32:02.831
11	1:35.456	22.108 47.053 26.295 216.0 33:38.287
12	1:35.426	22.217 46.882 26.327 216.0 35:13.713
13	1:35.607	22.122 47.105 26.380 216.0 36:49.320
14	1:35.369	22.046 47.049 26.274 213.3 38:24.689
15	1:35.546	22.134 47.055 26.357 213.3 40:00.235


94	Jorden MOODLEY	ZAF
	G4 Racing	TATUUS T-421
1	3:10.629 B	35.811 1:18.788 1:16.030 3:10.629
2	16:07.442	... 50.520 28.020 19:18.071
3	<u>1:40.955</u>	23.063 48.420 <u>29.472</u> 204.5 20:59.026
4	<u>1:37.371</u>	<u>22.777</u> <u>47.684</u> <u>26.910</u> 214.7 22:36.397
5	<u>1:36.818</u>	<u>22.388</u> 47.678 26.752 212.7 24:13.215
6	<u>1:37.078</u>	22.560 <u>47.890</u> 26.628 214.0 25:50.293
7	1:36.851	22.552 47.584 26.715 214.0 27:27.144
8	<u>1:36.981</u>	22.383 <u>47.664</u> 26.934 212.7 29:04.125
9	1:36.577	22.307 47.547 26.723 214.0 30:40.702
10	<u>1:37.067</u>	22.433 <u>47.837</u> 26.797 212.0 32:17.769
11	1:36.979	22.391 47.683 26.905 215.3 33:54.748
12	1:36.906	22.462 47.547 26.897 214.0 35:31.654
13	1:38.114	23.074 48.374 26.666 210.7 37:09.768
14	1:36.721	22.429 47.567 26.725 214.0 38:46.489
15	<u>1:37.818</u>	<u>22.462</u> 48.120 27.236 210.1 40:24.307



F4Spain ROUND 1 - VALENCIA Race 2

Track Limits Analysis


No	Driver	Team	T.L. Nr	Camera	Lap	Time
5	Sandro PEREZ	TC Racing	1	Turn 4	4	16:04:47.074
5	Sandro PEREZ	TC Racing	2	Turn 4	6	16:08:00.137
5	Sandro PEREZ	TC Racing	3	Turn 2	7	16:09:26.371
5	Sandro PEREZ	TC Racing	4	Turn 2	8	16:11:04.034
5	Sandro PEREZ	TC Racing	5	Turn 2	9	16:12:39.826
5	Sandro PEREZ	TC Racing	6	Turn 6	9	16:13:01.607
5	Sandro PEREZ	TC Racing	7	Turn 2	15	16:22:13.375
Total Infractions:						7
7	Felipe REIJS	MP Motorsport	1	Turn 11	7	16:10:15.401
7	Felipe REIJS	MP Motorsport	2	Turn 1	6	16:07:42.976
7	Felipe REIJS	MP Motorsport	3	Turn 1	8	16:10:55.779
Total Infractions:						3
8	Jacob MICALLEF	Campos Racing	1	Turn 6	7	16:09:48.815
8	Jacob MICALLEF	Campos Racing	2	Turn 4	13	16:19:10.400
Total Infractions:						2
9	Jean Paul KARRAS	G4 Racing	1	Turn 1	5	16:06:05.850
9	Jean Paul KARRAS	G4 Racing	2	Turn 2	9	16:12:42.495
Total Infractions:						2
10	Luna FLUXÁ	Campos Racing	1	Turn 1	5	16:06:02.915
10	Luna FLUXÁ	Campos Racing	2	Turn 2	5	16:06:12.781
10	Luna FLUXÁ	Campos Racing	3	Turn 2	6	16:07:49.106
10	Luna FLUXÁ	Campos Racing	4	Turn 2	7	16:09:25.242
Total Infractions:						4
12	Philippe Armand KARRAS	G4 Racing	1	Turn 1	12	16:17:27.572
12	Philippe Armand KARRAS	G4 Racing	2	Turn 2	13	16:19:14.109
12	Philippe Armand KARRAS	G4 Racing	3	Turn 4	13	16:19:23.785
12	Philippe Armand KARRAS	G4 Racing	4	Turn 4	14	16:20:59.446
Total Infractions:						4
15	Jensen BURNETT	KCL Motorsport	1	Turn 1	14	16:20:15.904
Total Infractions:						1
17	Nacho TUÑÓN	T-Code by Amtog	1	Turn 1	7	16:09:11.575
17	Nacho TUÑÓN	T-Code by Amtog	2	Turn 1	10	16:13:56.775
17	Nacho TUÑÓN	T-Code by Amtog	3	Turn 1	14	16:20:18.295
Total Infractions:						3
18	Zoe FLORESCU	Tecnicar	1	Turn 1	5	16:06:05.850
18	Zoe FLORESCU	Tecnicar	2	Turn 2	9	16:12:41.165
18	Zoe FLORESCU	Tecnicar	3	Turn 4	13	16:19:12.807
Total Infractions:						3
21	Borys LYZEN	KCL Motorsport	1	Turn 4	4	16:04:42.070
21	Borys LYZEN	KCL Motorsport	2	Turn 4	9	16:12:38.646
21	Borys LYZEN	KCL Motorsport	3	Turn 2	10	16:14:05.120
21	Borys LYZEN	KCL Motorsport	4	Turn 1	11	16:15:30.769
Total Infractions:						4
23	Rocco CORONEL	MP Motorsport	1	Turn 4	4	16:04:40.399
Total Infractions:						1
25	Aleix PIÑERA	Tecnicar	1	Turn 6	7	16:09:39.407
25	Aleix PIÑERA	Tecnicar	2	Turn 4	11	16:15:47.204
Total Infractions:						2
27	Alexander CHARTIER	Monlau Motorsport	1	Turn 11	4	16:05:28.275
27	Alexander CHARTIER	Monlau Motorsport	2	Turn 4	6	16:08:03.007
27	Alexander CHARTIER	Monlau Motorsport	3	Turn 14	5	16:07:26.901
27	Alexander CHARTIER	Monlau Motorsport	4	Turn 2	10	16:14:19.158
27	Alexander CHARTIER	Monlau Motorsport	5	Turn 4	11	16:16:04.386



F4Spain ROUND 1 - VALENCIA Race 2

Track Limits Analysis

No	Driver	Team	T.L. Nr	Camera	Lap	Time
27	Alexander CHARTIER	Monlau Motorsport	6	Turn 6	11	16:16:17.329
27	Alexander CHARTIER	Monlau Motorsport	7	Turn 11	14	16:21:31.078
						Total Infractions: <input type="text" value="7"/>
28	Max RADECK	DXR	1	Turn 4	4	16:04:47.074
28	Max RADECK	DXR	2	Turn 14	5	16:07:26.901
28	Max RADECK	DXR	3	Turn 2	8	16:11:07.909
						Total Infractions: <input type="text" value="3"/>
32	Simón BULBARELLA	Drivex	1	Turn 11	4	16:05:24.410
32	Simón BULBARELLA	Drivex	2	Turn 1	10	16:14:06.841
32	Simón BULBARELLA	Drivex	3	Turn 2	14	16:20:38.446
						Total Infractions: <input type="text" value="3"/>
37	Ty FISHER	Griffin Core	1	Turn 4	4	16:04:42.070
37	Ty FISHER	Griffin Core	2	Turn 6	7	16:09:41.206
37	Ty FISHER	Griffin Core	3	Turn 1	12	16:17:05.040
						Total Infractions: <input type="text" value="3"/>
38	Daniel KELLEHER	Campos Racing	1	Turn 4	5	16:06:20.406
38	Daniel KELLEHER	Campos Racing	2	Turn 1	12	16:17:10.236
38	Daniel KELLEHER	Campos Racing	3	Turn 4	14	16:20:39.386
						Total Infractions: <input type="text" value="3"/>
39	Louis COCHET	KCL Motorsport	1	Turn 4	4	16:04:43.537
39	Louis COCHET	KCL Motorsport	2	Turn 4	7	16:09:34.398
39	Louis COCHET	KCL Motorsport	3	Turn 1	6	16:07:38.450
39	Louis COCHET	KCL Motorsport	4	Turn 6	11	16:16:16.004
						Total Infractions: <input type="text" value="4"/>
40	Kasper SCHORMANS	MP Motorsport	1	Turn 4	5	16:06:18.600
40	Kasper SCHORMANS	MP Motorsport	2	Turn 1	12	16:17:06.973
						Total Infractions: <input type="text" value="2"/>
71	Sam URUS	DXR	1	Turn 1	5	16:06:07.907
71	Sam URUS	DXR	2	Turn 11	9	16:13:32.362
71	Sam URUS	DXR	3	Turn 6	12	16:17:56.931
						Total Infractions: <input type="text" value="3"/>
78	Maria NETO	TC Racing	1	Turn 1	5	16:06:07.907
78	Maria NETO	TC Racing	2	Turn 2	5	16:06:17.446
78	Maria NETO	TC Racing	3	Turn 14	4	16:05:47.964
78	Maria NETO	TC Racing	4	Turn 6	15	16:22:47.625
						Total Infractions: <input type="text" value="4"/>
80	Sebastián FRIGOLET	DXR	1	Turn 4	4	16:05:04.118
80	Sebastián FRIGOLET	DXR	2	Turn 4	5	16:06:39.722
80	Sebastián FRIGOLET	DXR	3	Turn 2	5	16:06:30.900
80	Sebastián FRIGOLET	DXR	4	Turn 6	7	16:10:03.863
80	Sebastián FRIGOLET	DXR	5	Turn 2	9	16:12:53.642
80	Sebastián FRIGOLET	DXR	6	Turn 2	11	16:16:05.240
						Total Infractions: <input type="text" value="6"/>
88	Miki BLASCOS	Monlau Motorsport	1	Turn 2	5	16:06:12.781
88	Miki BLASCOS	Monlau Motorsport	2	Turn 4	6	16:07:57.798
						Total Infractions: <input type="text" value="2"/>
94	Jorden MOODLEY	G4 Racing	1	Turn 14	3	16:04:12.762
94	Jorden MOODLEY	G4 Racing	2	Turn 4	4	16:04:50.446
94	Jorden MOODLEY	G4 Racing	3	Turn 6	6	16:08:18.128
94	Jorden MOODLEY	G4 Racing	4	Turn 14	4	16:05:49.429
94	Jorden MOODLEY	G4 Racing	5	Turn 6	8	16:11:31.492
94	Jorden MOODLEY	G4 Racing	6	Turn 6	10	16:14:45.212
94	Jorden MOODLEY	G4 Racing	7	Turn 2	15	16:22:28.855



F4Spain
 ROUND 1 - VALENCIA
 Race 2


Track Limits Analysis

No	Driver	Team	T.L. Nr	Camera	Lap	Time
Total Infractions:						7

TOTAL TRACK LIMITS: 83

Published at:16:22.....

<p>Track Limits Operator: Daphne FERNÁNDEZ OD-1537-ESP-CAT</p>  <p style="font-size: small;">DAPHNE FERNANDEZ OD -1537 - ESP/CAT</p>
--



F4Spain

ROUND 1 - VALENCIA


Race 2

Race Director Report

Hour	Flag	Message
15:21:42		F4 - PIT LANE WILL BE OPEN AT 15:30
15:27:23		CAR #23 - NO TELEMETRY DETECTED - PLEASE CHECK
15:28:01		FAST LANE OPEN
15:30:00		PIT LANE OPEN
15:35:00		5 MINUTES BOARD - PIT LANE CLOSED
15:37:05		3 MINUTES BOARD
15:39:33		1 MINUTE BOARD
15:39:46		15 SECONDS BOARD
15:40:03		GREEN FLAG - FORMATION LAP
15:44:09	SF	SAFETY CAR
15:44:44	RF	RED FLAG
15:45:22		CARS #74 #22 #77 STOPPED AT TURN 4 - DIRVERS OK
15:45:31		CARS #74 #22 #77 STOPPED AT TURN 4 - DRIVERS OK
15:50:29		SESSION WILL RESUME AT 16:00 TBC
15:53:40		SESSION WILL RESUME AT 16:00 CONFIRMED
15:55:00		5 MINUTES BOARD
15:57:13		3 MINUTES BOARD
15:59:01		1 MINUTE BOARD
15:59:45		15 SECONDS BOARD
16:00:00	GF	GREEN FLAG
16:00:01	SF	SAFETY CAR
16:03:16		SAFETY CAR IN THIS LAP
16:03:56	GF	GREEN FLAG
16:09:53		INCIDENT INVOLVING CARS #22 #74 #77 ON T4 NOTED
16:11:46		INCIDENT INVOLVING CARS #39 #32 ON T8 NOTED
16:13:59		INCIDENT INVOLVING CAR #28 #71 ON FIRST SC WILL BE INVESTIGATED AFTER THE SESSION - POSSIBLE OVI
16:23:14		CHEQUERED FLAG
16:23:50		TOP 3 OVERALL TOP 3 ROOKIE & FIRST FEMALE PROCEED TO THE PODIUM AREA - CARS #23 #25 #81 #37 #10
16:24:37		CARS & DRIVERS #23 #25 #81 #27 STAY ON PODIUM AREA FOR POSTERIOR SCRUTINEERING

Published at: ..16:22

Race Director: Luis GONZÁLEZ 	Timekeeper: Alberto ESTÉBANEZ 
---	--

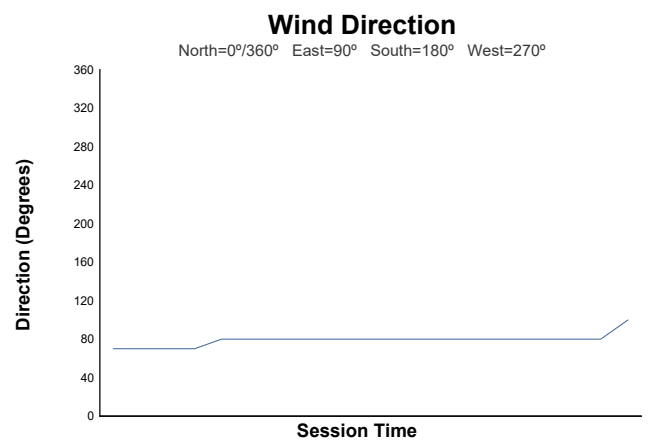

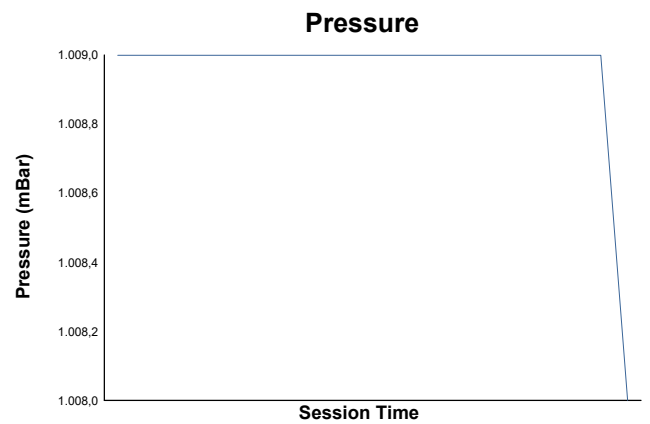
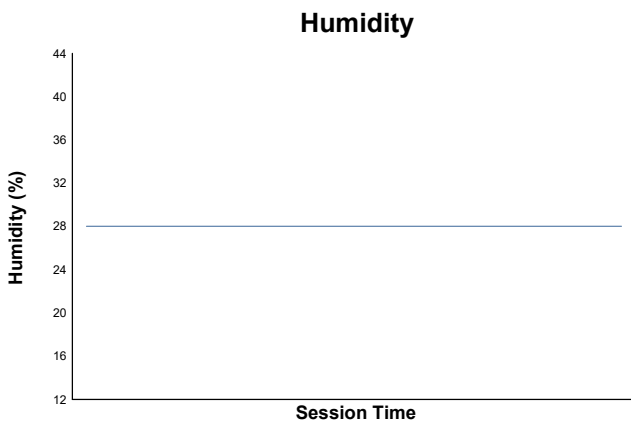
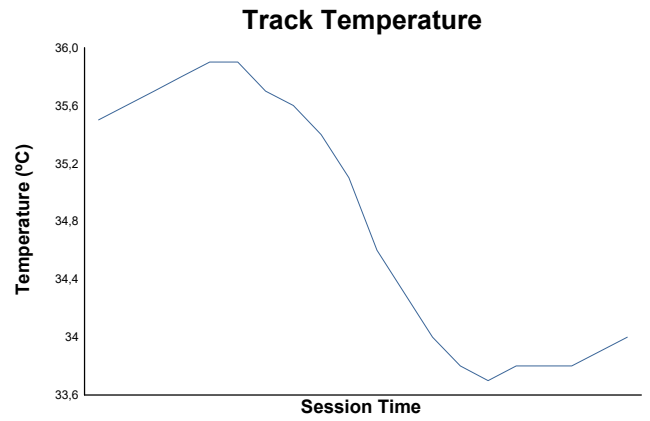
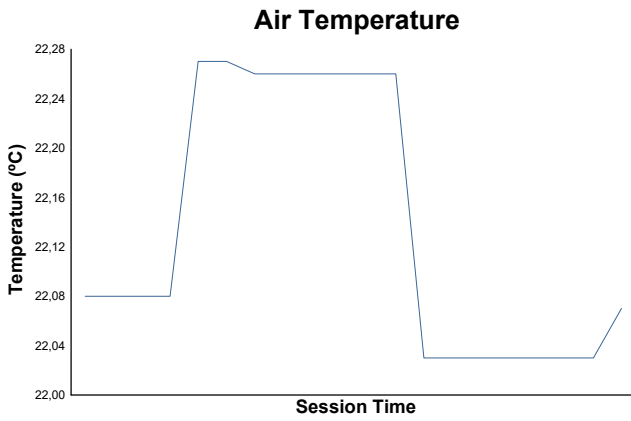


ROUND 1 - VALENCIA


F4Spain

Race 2

Weather Report



Track Status: **DRY**



F4Spain ROUND 1 - VALENCIA Qualifying 2

Final Classification

No	Driver	Nat	Team	Car	Cl.	Time	Lap Total	Gap	Kph
1	22 Vivek KANTHAN	USA	Griffin Core	TATUUS T-421		1:47.140	12 12	-	134.6
2	81 Noah MONTEIRO	PRT	Griffin Core	TATUUS T-421		1:47.313	12 12	+0.173	134.4
3	21 Borys LYZEN	POL	KCL Motorsport	TATUUS T-421	R	1:47.820	12 12	+0.680	133.7
4	46 Nathan TYE	GBR	Drivex	TATUUS T-421		1:47.941	12 12	+0.801	133.6
5	37 Ty FISHER	CAN	Griffin Core	TATUUS T-421	R	1:48.006	10 12	+0.866	133.5
6	23 Rocco CORONEL	NLD	MP Motorsport	TATUUS T-421	R	1:48.108	12 12	+0.968	133.4
7	40 Kasper SCHORMANS	NLD	MP Motorsport	TATUUS T-421	R	1:48.201	11 12	+1.061	133.3
8	38 Daniel KELLEHER	IRE	Campos Racing	TATUUS T-421	R	1:48.281	12 12	+1.141	133.2
9	10 Luna FLUXÁ	ESP	Campos Racing	TATUUS T-421	R	1:48.439	12 12	+1.299	133.0
10	88 Miki BLASCOS	ESP	Monlau Motorsport	TATUUS T-421	R	1:48.655	10 11	+1.515	132.7
11	8 Jacob MICALLEF	MLT	Campos Racing	TATUUS T-421	R	1:48.674	11 12	+1.534	132.7
12	44 Elliot KACZYNSKI	SWE	Drivex	TATUUS T-421	R	1:48.678	11 12	+1.538	132.7
13	77 Andrej PETROVIC	SRB	T-Code by Amtog	TATUUS T-421		1:48.762	12 12	+1.622	132.6
14	15 Jensen BURNETT	CAN	KCL Motorsport	TATUUS T-421	R	1:49.044	12 12	+1.904	132.2
15	11 Rahim ALIBHAI	USA	Monlau Motorsport	TATUUS T-421	R	1:49.097	11 11	+1.957	132.2
16	32 Simón BULBARELLA	ARG	Drivex	TATUUS T-421	R	1:49.177	12 12	+2.037	132.1
17	7 Felipe REIJS	NLD	MP Motorsport	TATUUS T-421	R	1:49.190	11 12	+2.050	132.0
18	17 Nacho TUÑÓN	ESP	T-Code by Amtog	TATUUS T-421		1:49.227	10 12	+2.087	132.0
19	39 Louis COCHET	NLD	KCL Motorsport	TATUUS T-421	R	1:49.346	11 11	+2.206	131.9
20	74 Pablo RICCOBONO	ESP	GRS Team	TATUUS T-421		1:49.446	11 12	+2.306	131.7
21	27 Alexander CHARTIER	ITA	Monlau Motorsport	TATUUS T-421	R	1:49.516	11 11	+2.376	131.7
22	25 Aleix PIÑERA	ESP	Tecnicar	TATUUS T-421	R	1:49.669	10 11	+2.529	131.5
23	18 Zoe FLORESCU	ROU	Tecnicar	TATUUS T-421	R	1:49.694	12 12	+2.554	131.4
24	9 Jean Paul KARRAS	GRC	G4 Racing	TATUUS T-421		1:49.737	12 12	+2.597	131.4
25	12 Philippe Armand KARRAS	GRC	G4 Racing	TATUUS T-421		1:49.834	11 12	+2.694	131.3
26	73 Fausto ARNAUDO	ARG	Monlau Motorsport	TATUUS T-421	R	1:49.836	10 11	+2.696	131.3
27	24 Beau LOWETTE	BEL	TC Racing	TATUUS T-421	R	1:49.875	11 11	+2.735	131.2
28	5 Sandro PEREZ	ESP	TC Racing	TATUUS T-421	R	1:49.880	10 12	+2.740	131.2
29	80 Sebastián FRIGOLET	MEX	DXR	TATUUS T-421	R	1:50.121	11 11	+2.981	130.9
30	71 Sam URUS	MCO	DXR	TATUUS T-421	R	1:50.443	10 11	+3.303	130.5
31	94 Jorden MOODLEY	ZAF	G4 Racing	TATUUS T-421		1:50.798	10 10	+3.658	130.1
32	28 Max RADECK	PRT	DXR	TATUUS T-421	R	1:50.902	6 11	+3.762	130.0
33	83 Alfons MIETTINEN	FIN	GRS Team	TATUUS T-421	R	1:51.773	10 10	+4.633	129.0
34	13 Rodrigo MARTÍNEZ	MEX	Tecnicar	TATUUS T-421	R	1:53.681	5 7	+6.541	126.8

Max. qual. time: 1:57.854

78 Maria NETO PRT TC Racing

TATUUS T-421

R





2


Fastest Lap: Lap 12 Vivek KANTHAN 1:47.140 134.6 Kph

CAR #13 - BEST LAPTIME DELETED - CAUSING A RED FLAG - Art. 30.7

Published at: 11:10

Track Status: **DRY**

 Mr. Dennis Dean Chair of the Stewards	 Mrs. Noelia Franco Steward	 Mrs. Laura Casas Steward	Timekeeper: Alberto ESTÉBANEZ 
---	--	--	--



F4Spain
ROUND 1 - VALENCIA
Qualifying 2





Final Classification by Class


No	Driver	Nat	Team	Car	Time	Lap Total	Gap	Kph
R								
1	21 Borys LYZEN	POL	KCL Motorsport	TATUUS T-421	1:47.820	12 12		133.7
2	37 Ty FISHER	CAN	Griffin Core	TATUUS T-421	1:48.006	10 12	+0.186 +0.186	133.5
3	23 Rocco CORONEL	NLD	MP Motorsport	TATUUS T-421	1:48.108	12 12	+0.288 +0.102	133.4
4	40 Kasper SCHORMANS	NLD	MP Motorsport	TATUUS T-421	1:48.201	11 12	+0.381 +0.093	133.3
5	38 Daniel KELLEHER	IRE	Campos Racing	TATUUS T-421	1:48.281	12 12	+0.461 +0.080	133.2
6	10 Luna FLUXÁ	ESP	Campos Racing	TATUUS T-421	1:48.439	12 12	+0.619 +0.158	133.0
7	88 Miki BLASCOS	ESP	Monlau Motorsport	TATUUS T-421	1:48.655	10 11	+0.835 +0.216	132.7
8	8 Jacob MICALLEF	MLT	Campos Racing	TATUUS T-421	1:48.674	11 12	+0.854 +0.019	132.7
9	44 Elliot KACZYNSKI	SWE	Drivex	TATUUS T-421	1:48.678	11 12	+0.858 +0.004	132.7
10	15 Jensen BURNETT	CAN	KCL Motorsport	TATUUS T-421	1:49.044	12 12	+1.224 +0.366	132.2
11	11 Rahim ALIBHAI	USA	Monlau Motorsport	TATUUS T-421	1:49.097	11 11	+1.277 +0.053	132.2
12	32 Simón BULBARELLA	ARG	Drivex	TATUUS T-421	1:49.177	12 12	+1.357 +0.080	132.1
13	7 Felipe REIJS	NLD	MP Motorsport	TATUUS T-421	1:49.190	11 12	+1.370 +0.013	132.0
14	39 Louis COCHET	NLD	KCL Motorsport	TATUUS T-421	1:49.346	11 11	+1.526 +0.156	131.9
15	27 Alexander CHARTIER	ITA	Monlau Motorsport	TATUUS T-421	1:49.516	11 11	+1.696 +0.170	131.7
16	25 Aleix PIÑERA	ESP	Tecnicar	TATUUS T-421	1:49.669	10 11	+1.849 +0.153	131.5
17	18 Zoe FLORESCU	ROU	Tecnicar	TATUUS T-421	1:49.694	12 12	+1.874 +0.025	131.4
18	73 Fausto ARNAUDO	ARG	Monlau Motorsport	TATUUS T-421	1:49.836	10 11	+2.016 +0.142	131.3
19	24 Beau LOWETTE	BEL	TC Racing	TATUUS T-421	1:49.875	11 11	+2.055 +0.039	131.2
20	5 Sandro PEREZ	ESP	TC Racing	TATUUS T-421	1:49.880	10 12	+2.060 +0.005	131.2
21	80 Sebastián FRIGOLET	MEX	DXR	TATUUS T-421	1:50.121	11 11	+2.301 +0.241	130.9
22	71 Sam URUS	MCO	DXR	TATUUS T-421	1:50.443	10 11	+2.623 +0.322	130.5
23	28 Max RADECK	PRT	DXR	TATUUS T-421	1:50.902	6 11	+3.082 +0.459	130.0
24	83 Alfons MIETTINEN	FIN	GRS Team	TATUUS T-421	1:51.773	10 10	+3.953 +0.871	129.0
25	13 Rodrigo MARTÍNEZ	MEX	Tecnicar	TATUUS T-421	1:53.681	5 7	+5.861 +1.908	126.8
■ Max. qual. time: 1:57.854								
78	Maria NETO	PRT	TC Racing	TATUUS T-421		2		

CAR #13 - BEST LAPTIME DELETED - CAUSING A RED FLAG - Art. 30.7

Published at:11:10.....

Track Status: **DRY**

 Mr. Dennis Dean Chair of the Stewards	 Mrs. Noelia Franco Steward	 Mrs. Laura Casas Steward	Timekeeper: Alberto ESTÉBANEZ	
---	--	--	---	---




F4Spain

ROUND 1 - VALENCIA

Qualifying 2

Best Top Speed


No Driver	Team	Class	Top 1		Top 2		Top 3		Top 4		Top 5		
			Kph	Lap	Kph	Lap	Kph	Lap	Kph	Lap	Kph	Lap	Avg
28 Max RADECK	DXR	R	215.3	6	212.0	5	210.7	8	210.1	10	209.5	7	211,5
74 Pablo RICCOBONO	GRS Team		214.7	5	210.1	10	208.2	12	206.9	11	206.9	7	209,4
24 Beau LOWETTE	TC Racing	R	213.3	11	209.5	7	208.8	6	206.9	10	206.9	9	209,1
12 Philippe Armand KARRAS	G4 Racing		212.0	12	210.7	10	208.8	11	208.2	6	206.9	8	209,3
5 Sandro PEREZ	TC Racing	R	211.4	12	209.5	10	207.6	11	207.6	6	205.7	7	208,4
9 Jean Paul KARRAS	G4 Racing		210.1	10	208.2	8	206.9	12	206.3	11	206.3	7	207,6
18 Zoe FLORESCU	Tecnicar	R	210.1	12	208.8	11	208.2	8	207.6	10	207.6	7	208,5
22 Vivek KANTHAN	Griffin Core		210.1	12	208.2	4	207.6	7	207.6	6	206.9	11	208,1
25 Aleix PIÑERA	Tecnicar	R	210.1	11	210.1	5	208.2	6	208.2	4	206.9	10	208,7
27 Alexander CHARTIER	Monlau Motorsport	R	210.1	7	207.6	11	207.6	5	206.9	10	206.9	8	207,8
40 Kasper SCHORMANS	MP Motorsport	R	210.1	12	208.8	10	208.8	6	208.2	11	208.2	5	208,8
15 Jensen BURNETT	KCL Motorsport	R	209.5	12	207.6	11	206.9	7	206.9	5	205.7	8	207,3
17 Nacho TUÑÓN	T-Code by Amtog		209.5	11	208.8	3	207.6	12	207.6	10	207.6	8	208,2
32 Simón BULBARELLA	Drivex	R	209.5	4	208.2	11	208.2	10	207.6	12	206.9	3	208,1
37 Ty FISHER	Griffin Core	R	209.5	3	207.6	10	207.6	6	207.6	4	206.9	12	207,8
38 Daniel KELLEHER	Campos Racing	R	209.5	5	208.8	6	207.6	12	207.6	10	207.6	8	208,2
44 Elliot KACZYNSKI	Drivex	R	209.5	12	207.6	8	206.9	11	206.9	6	206.3	10	207,4
77 Andrej PETROVIC	T-Code by Amtog		209.5	5	208.8	12	208.8	11	208.2	10	208.2	7	208,7
88 Miki BLASCOS	Monlau Motorsport	R	209.5	11	208.8	10	208.8	7	208.8	6	208.2	8	208,8
8 Jacob MICALLEF	Campos Racing	R	208.8	10	207.6	8	206.9	12	206.9	11	206.9	7	207,4
21 Borys LYZEN	KCL Motorsport	R	208.8	5	208.2	12	207.6	11	207.6	8	206.9	10	207,8
83 Alfons MIETTINEN	GRS Team	R	208.8	10	207.6	9	206.9	5	205.7	4	205.1	7	206,8
46 Nathan TYE	Drivex		208.2	11	207.6	8	206.9	10	205.7	12	205.1	6	206,7
11 Rahim ALIBHAI	Monlau Motorsport	R	207.6	10	206.9	8	205.7	7	205.7	6	205.1	11	206,2
39 Louis COCHET	KCL Motorsport	R	207.6	8	206.3	7	205.7	11	205.7	10	205.7	5	206,2
80 Sebastián FRIGOLET	DXR	R	207.6	5	206.3	11	205.7	10	205.7	6	205.1	7	206,1
94 Jorden MOODLEY	G4 Racing		207.6	9	205.7	10	205.7	7	205.1	6	204.5	5	205,7
7 Felipe REIJS	MP Motorsport	R	206.9	12	205.7	10	205.7	8	205.7	7	205.1	11	205,8
10 Luna FLUXÁ	Campos Racing	R	206.9	11	206.9	7	206.3	8	205.1	5	204.5	10	205,9
23 Rocco CORONEL	MP Motorsport	R	206.9	12	206.3	11	206.3	6	206.3	5	205.7	10	206,3
73 Fausto ARNAUDO	Monlau Motorsport	R	206.9	10	206.9	7	206.9	5	206.3	11	206.3	8	206,7
81 Noah MONTEIRO	Griffin Core		206.9	7	206.9	3	206.3	10	205.7	12	205.7	11	206,3
71 Sam URUS	DXR	R	206.3	9	206.3	6	205.7	7	205.1	11	205.1	10	205,7
13 Rodrigo MARTÍNEZ	Tecnicar	R	205.7	3	205.1	6	204.5	4	203.9	5	203.9	7	204,6
78 Maria NETO	TC Racing	R											



F4Spain ROUND 1 - VALENCIA Qualifying 2

Best Sector Times

Sector 1			Sector 2			Sector 3			Ideal Lap	Best Lap
Pos	No Driver	Time	No Driver	Time	No Driver	Time	Pos	No Driver		
1	22 V.KANTHAN	24.687	81 N.MONTEIRO	52.879	22 V.KANTHAN	29.475	1	22 V.KANTHAN	1:47.077	1:47.140 (1)
2	81 N.MONTEIRO	24.785	22 V.KANTHAN	52.915	21 B.LYZEN	29.622	2	81 N.MONTEIRO	1:47.313	1:47.313 (2)
3	23 R.CORONEL	24.799	37 T.FISHER	53.203	81 N.MONTEIRO	29.649	3	21 B.LYZEN	1:47.820	1:47.820 (3)
4	40 K.SCHORMANS	24.864	38 D.KELLEHER	53.213	46 N.TYE	29.676	4	37 T.FISHER	1:47.884	1:48.006 (5)
5	37 T.FISHER	24.891	21 B.LYZEN	53.239	77 A.PETROVIC	29.698	5	46 N.TYE	1:47.941	1:47.941 (4)
6	44 E.KACZYNSKI	24.891	46 N.TYE	53.347	88 M.BLASCOS	29.719	6	38 D.KELLEHER	1:48.054	1:48.281 (8)
7	46 N.TYE	24.918	10 L.FLUXÁ	53.393	44 E.KACZYNSKI	29.785	7	40 K.SCHORMANS	1:48.104	1:48.201 (7)
8	38 D.KELLEHER	24.932	40 K.SCHORMANS	53.448	37 T.FISHER	29.790	8	23 R.CORONEL	1:48.108	1:48.108 (6)
9	15 J.BURNETT	24.955	23 R.CORONEL	53.455	40 K.SCHORMANS	29.792	9	44 E.KACZYNSKI	1:48.372	1:48.678 (12)
10	21 B.LYZEN	24.959	8 J.MICALLEF	53.475	32 S.BULBARELLA	29.833	10	10 L.FLUXÁ	1:48.378	1:48.439 (9)
11	74 P.RICCOBONO	25.037	77 A.PETROVIC	53.636	11 R.ALIBHAI	29.836	11	77 A.PETROVIC	1:48.492	1:48.762 (13)
12	7 F.REIJS	25.045	17 N.TUÑÓN	53.658	23 R.CORONEL	29.854	12	88 M.BLASCOS	1:48.554	1:48.655 (10)
13	80 S.FRIGOLET	25.077	15 J.BURNETT	53.669	10 L.FLUXÁ	29.867	13	8 J.MICALLEF	1:48.575	1:48.674 (11)
14	18 Z.FLORESCU	25.080	44 E.KACZYNSKI	53.696	38 D.KELLEHER	29.909	14	15 J.BURNETT	1:48.580	1:49.044 (14)
15	17 N.TUÑÓN	25.086	88 M.BLASCOS	53.736	27 A.CHARTIER	29.920	15	17 N.TUÑÓN	1:48.721	1:49.227 (18)
16	88 M.BLASCOS	25.099	39 L.COCHET	53.953	73 F.ARNAUDO	29.924	16	32 S.BULBARELLA	1:48.971	1:49.177 (16)
17	10 L.FLUXÁ	25.118	32 S.BULBARELLA	54.008	8 J.MICALLEF	29.933	17	7 F.REIJS	1:49.027	1:49.190 (17)
18	32 S.BULBARELLA	25.130	25 A.PIÑERA	54.031	7 F.REIJS	29.941	18	11 R.ALIBHAI	1:49.097	1:49.097 (15)
19	77 A.PETROVIC	25.158	7 F.REIJS	54.041	15 J.BURNETT	29.956	19	74 P.RICCOBONO	1:49.254	1:49.446 (20)
20	24 B.LOWETTE	25.162	11 R.ALIBHAI	54.091	17 N.TUÑÓN	29.977	20	39 L.COCHET	1:49.346	1:49.346 (19)
21	8 J.MICALLEF	25.167	9 J.KARRAS	54.105	24 B.LOWETTE	29.986	21	27 A.CHARTIER	1:49.382	1:49.516 (21)
22	11 R.ALIBHAI	25.170	74 P.RICCOBONO	54.130	39 L.COCHET	30.050	22	25 A.PIÑERA	1:49.455	1:49.669 (22)
23	27 A.CHARTIER	25.220	12 P.KARRAS	54.169	25 A.PIÑERA	30.071	23	18 Z.FLORESCU	1:49.497	1:49.694 (23)
24	5 S.PEREZ	25.270	27 A.CHARTIER	54.242	5 S.PEREZ	30.082	24	24 B.LOWETTE	1:49.514	1:49.875 (27)
25	12 P.KARRAS	25.282	18 Z.FLORESCU	54.249	74 P.RICCOBONO	30.087	25	9 J.KARRAS	1:49.616	1:49.737 (24)
26	71 S.URUS	25.292	73 F.ARNAUDO	54.279	9 J.KARRAS	30.127	26	12 P.KARRAS	1:49.641	1:49.834 (25)
27	39 L.COCHET	25.343	80 S.FRIGOLET	54.349	18 Z.FLORESCU	30.168	27	80 S.FRIGOLET	1:49.823	1:50.121 (29)
28	25 A.PIÑERA	25.353	71 S.URUS	54.356	12 P.KARRAS	30.190	28	73 F.ARNAUDO	1:49.824	1:49.836 (26)
29	9 J.KARRAS	25.384	24 B.LOWETTE	54.366	94 J.MOODLEY	30.347	29	5 S.PEREZ	1:49.854	1:49.880 (28)
30	83 A.MIETTINEN	25.546	5 S.PEREZ	54.502	28 M.RADECK	30.371	30	71 S.URUS	1:50.058	1:50.443 (30)
31	28 M.RADECK	25.579	28 M.RADECK	54.809	80 S.FRIGOLET	30.397	31	28 M.RADECK	1:50.759	1:50.902 (32)
32	94 J.MOODLEY	25.601	94 J.MOODLEY	54.850	71 S.URUS	30.410	32	94 J.MOODLEY	1:50.798	1:50.798 (31)
33	73 F.ARNAUDO	25.621	83 A.MIETTINEN	55.383	83 A.MIETTINEN	30.550	33	83 A.MIETTINEN	1:51.479	1:51.773 (33)
34	13 R.MARTÍNEZ	26.394	13 R.MARTÍNEZ	56.471	13 R.MARTÍNEZ	30.816	34	13 R.MARTÍNEZ	1:53.681	1:53.681 (34)




F4Spain

ROUND 1 - VALENCIA

Qualifying 2

Fastest Lap Sequence

Elapsed	No Driver	Team	Car	Class	Time	Kph	Lap
3:54.039	22 Vivek KANTHAN	Griffin Core	TATUUS T-421		1:52.179	128.5	2
3:54.479	81 Noah MONTEIRO	Griffin Core	TATUUS T-421		1:51.212	129.6	2
3:55.551	37 Ty FISHER	Griffin Core	TATUUS T-421	R	1:50.503	130.5	2
5:44.154	81 Noah MONTEIRO	Griffin Core	TATUUS T-421		1:49.675	131.5	3
5:44.899	37 Ty FISHER	Griffin Core	TATUUS T-421	R	1:49.348	131.9	3
7:32.585	81 Noah MONTEIRO	Griffin Core	TATUUS T-421		1:48.431	133.0	4
9:20.881	81 Noah MONTEIRO	Griffin Core	TATUUS T-421		1:48.296	133.1	5
9:23.947	22 Vivek KANTHAN	Griffin Core	TATUUS T-421		1:48.148	133.3	5
13:00.263	22 Vivek KANTHAN	Griffin Core	TATUUS T-421		1:47.933	133.6	7
21:38.091	81 Noah MONTEIRO	Griffin Core	TATUUS T-421		1:47.861	133.7	10
21:40.427	22 Vivek KANTHAN	Griffin Core	TATUUS T-421		1:47.723	133.8	10
23:27.948	22 Vivek KANTHAN	Griffin Core	TATUUS T-421		1:47.521	134.1	11
25:13.266	81 Noah MONTEIRO	Griffin Core	TATUUS T-421		1:47.313	134.4	12
25:15.088	22 Vivek KANTHAN	Griffin Core	TATUUS T-421		1:47.140	134.6	12



F4Spain


ROUND 1 - VALENCIA

Qualifying 2

Sector Analysis

— Invalidated Lap ■ Personal Best ■ Session Best B Crossing the pit lane

Lap	Time	Sector 1	Sector 2	Sector 3	T.Sp	Elapsed	Lap	Time	Sector 1	Sector 2	Sector 3	T.Sp	Elapsed	
5	Sandro PEREZ ESP							10	1:50.313	25.504	54.472	30.337	210.1	22:10.103
	TC Racing TATUUS T-421							11	1:50.144	25.384	54.447	30.313	206.3	24:00.247
								12	1:49.737	25.404	54.105	30.228	206.9	25:49.984
1	2:52.120	1:19.932	1:00.654	31.534		2:52.120								
2	1:54.016	26.190	56.687	31.139	201.5	4:46.136								
3	1:51.624	25.859	55.016	30.749	205.7	6:37.760								
4	<u>1:51.773</u>	25.766	<u>55.383</u>	30.624	201.5	8:29.533								
5	1:50.639	25.448	54.889	30.302	203.9	10:20.172								
6	1:50.641	25.377	54.751	30.513	207.6	12:10.813								
7	1:53.798	25.453	54.587	33.758	205.7	14:04.611								
8	2:03.290 B	26.411	57.094	39.785	185.8	16:07.901								
9	4:11.536	2:43.387	57.187	30.962		20:19.437								
10	1:49.880	25.270	54.528	30.082	209.5	22:09.317								
11	1:51.306	25.647	55.151	30.508	207.6	24:00.623								
12	1:50.009	25.299	54.502	30.208	211.4	25:50.632								
7	Felipe REIJS NLD							10	Luna FLUXÁ ESP					
	MP Motorsport TATUUS T-421								Campos Racing TATUUS T-421					
1	2:18.935	44.174	1:02.203	32.558		2:18.935	1	2:12.315	41.719	59.166	31.430		2:12.315	
2	1:55.602	27.450	57.246	30.906	199.8	4:14.537	2	1:52.608	26.514	55.628	30.466	203.3	4:04.923	
3	1:52.252	26.023	55.915	30.314	203.9	6:06.789	3	1:51.881	25.924	55.022	30.935	203.9	5:56.804	
4	1:50.727	25.440	54.979	30.308	204.5	7:57.516	4	1:50.605	25.513	54.580	30.512	204.5	7:47.409	
5	1:49.765	25.262	54.324	30.179	205.1	9:47.281	5	1:49.982	25.388	54.279	30.315	205.1	9:37.391	
6	1:49.295	25.136	54.139	30.020	205.1	11:36.576	6	1:48.951	25.190	53.752	30.009	203.9	11:26.342	
7	1:49.648	25.155	54.226	30.267	205.7	13:26.224	7	<u>1:49.376</u>	<u>25.235</u>	53.961	30.180	206.9	13:15.718	
8	2:04.625 B	25.197	58.474	40.954	205.7	15:30.849	8	2:02.846 B	25.118	56.478	41.250	206.3	15:18.564	
9	4:34.931	3:08.112	55.955	30.864		20:05.780	9	4:39.646	3:14.552	54.385	30.709		19:58.210	
10	1:49.419	25.272	54.206	29.941	205.7	21:55.199	10	<u>1:49.239</u>	<u>25.335</u>	53.960	29.944	204.5	21:47.449	
11	1:49.190	25.045	54.041	30.104	205.1	23:44.389	11	1:48.635	25.243	53.472	29.920	206.9	23:36.084	
12	1:50.149	25.267	54.827	30.055	206.9	25:34.538	12	1:48.439	25.179	53.393	29.867	203.9	25:24.523	
8	Jacob MICALLEF MLT							11	Rahim ALIBHAI USA					
	Campos Racing TATUUS T-421								Monlau Motorsport TATUUS T-421					
1	2:05.434	35.759	58.338	31.337		2:05.434	1	2:38.491	1:06.361	1:00.236	31.894		2:38.491	
2	1:52.094	26.451	55.448	30.195	204.5	3:57.528	2	1:54.047	26.592	56.327	31.128	201.5	4:32.538	
3	1:51.578	25.984	55.475	30.119	206.9	5:49.106	3	2:01.210	26.441	1:03.073	31.696	203.9	6:33.748	
4	1:50.194	25.543	54.687	29.964	202.7	7:39.300	4	1:51.642	25.856	55.511	30.275	204.5	8:25.390	
5	<u>1:50.414</u>	25.683	<u>54.761</u>	29.970	205.1	9:29.714	5	1:50.282	25.494	54.511	30.277	204.5	10:15.672	
6	1:51.615	25.755	55.201	30.659	206.9	11:21.329	6	1:50.319	25.565	54.547	30.207	205.7	12:05.991	
7	2:00.072	25.457	1:04.486	30.129	206.9	13:21.401	7	1:49.771	25.405	54.130	30.236	205.7	13:55.762	
8	2:02.532 B	25.326	55.408	41.798	207.6	15:23.933	8	2:03.613 B	27.204	56.914	39.495	206.9	15:59.375	
9	4:31.822	3:07.077	54.507	30.238		19:55.755	9	4:36.196	3:06.766	57.140	32.290		20:35.571	
10	1:49.247	25.278	53.964	30.005	208.8	21:45.002	10	1:49.745	25.548	54.244	29.953	207.6	22:25.316	
11	1:48.674	25.167	53.574	29.933	206.9	23:33.676	11	1:49.097	25.170	54.091	29.836	205.1	24:14.413	
12	1:48.765	25.349	53.475	29.941	206.9	25:22.441								
9	Jean Paul KARRAS GRC							12	Philippe Armand KARRAS GRC					
	G4 Racing TATUUS T-421								G4 Racing TATUUS T-421					
1	2:41.071	1:09.592	59.716	31.763		2:41.071	1	2:39.481	1:07.522	59.903	32.056		2:39.481	
2	1:55.697	27.096	57.088	31.513	201.5	4:36.768	2	1:55.672	26.567	56.323	32.782	200.9	4:35.153	
3	1:52.653	26.550	55.556	30.547	203.9	6:29.421	3	1:52.223	26.045	55.550	30.628	202.7	6:27.376	
4	1:51.363	25.555	55.534	30.274	206.3	8:20.784	4	1:50.953	25.882	54.668	30.403	203.3	8:18.329	
5	1:50.935	25.627	55.066	30.242	206.3	10:11.719	5	<u>1:51.516</u>	<u>26.510</u>	54.521	30.485	206.9	10:09.845	
6	1:50.518	25.602	54.728	30.188	206.3	12:02.237	6	1:50.044	25.437	54.328	30.279	208.2	11:59.889	
7	1:50.458	25.512	54.819	30.127	206.3	13:52.695	7	1:50.081	25.434	54.169	30.478	205.7	13:49.970	
8	2:05.062 B	26.917	57.049	41.096	208.2	15:57.757	8	2:01.788 B	27.873	56.411	37.504	206.9	15:51.758	
9	4:22.033	2:56.505	55.038	30.490		20:19.790	9	4:27.190	3:01.676	54.868	30.646		20:18.948	
							10	1:49.949	25.424	54.206	30.319	210.7	22:08.897	
							11	1:49.834	25.282	54.362	30.190	208.8	23:58.731	
							12	1:50.463	25.803	54.350	30.310	212.0	25:49.194	
13	Rodrigo MARTÍNEZ MEX							13	Rodrigo MARTÍNEZ MEX					
	Tecnicar TATUUS T-421								Tecnicar TATUUS T-421					
1	2:46.955	1:04.467	1:07.605	34.883		2:46.955	1	2:46.955	1:04.467	1:07.605	34.883		2:46.955	
2	2:00.791	28.613	1:00.614	31.564	189.4	4:47.746	2	2:00.791	28.613	1:00.614	31.564	189.4	4:47.746	
3	1:55.150	26.726	57.330	31.094	205.7	6:42.896	3	1:55.150	26.726	57.330	31.094	205.7	6:42.896	
4	1:54.448	26.560	56.924	30.964	204.5	8:37.344	4	1:54.448	26.560	56.924	30.964	204.5	8:37.344	
5	1:53.681	26.394	56.471	30.816	203.9	10:31.025	5	1:53.681	26.394	56.471	30.816	203.9	10:31.025	
6	<u>1:52.604</u>	<u>26.146</u>	<u>55.653</u>	<u>30.805</u>	205.1	12:23.629	6	<u>1:52.604</u>	<u>26.146</u>	<u>55.653</u>	<u>30.805</u>	205.1	12:23.629	
7	4:11.958 B	26.515				16:35.587	7	4:11.958 B	26.515				16:35.587	



F4Spain ROUND 1 - VALENCIA Qualifying 2

Sector Analysis


— Invalidated Lap

■ Personal Best

■ Session Best

■ Crossing the pit lane

Lap	Time	Sector 1	Sector 2	Sector 3	T.Sp	Elapsed	Lap	Time	Sector 1	Sector 2	Sector 3	T.Sp	Elapsed	
15	Jensen BURNETT CAN							10	1:48.227	25.020	53.425	29.782	206.9	21:51.488
	KCL Motorsport TATUUS T-421							11	1:48.965	25.102	53.500	30.363	207.6	23:40.453
	1	2:16.767	45.129	59.783	31.855	2:16.767	12	1:47.820	24.959	53.239	29.622	208.2	25:28.273	
	2	1:52.446	26.340	55.420	30.686	201.5	4:09.213							
	3	1:50.637	25.575	54.580	30.482	204.5	5:59.850							
	4	1:49.687	25.309	54.137	30.241	204.5	7:49.537							
	5	1:49.371	25.322	53.669	30.380	206.9	9:38.908							
	6	1:49.187	25.130	53.795	30.262	205.7	11:28.095							
	7	1:49.442	25.052	54.003	30.387	206.9	13:17.537							
	8	2:02.150 B	25.241	55.071	41.838	205.7	15:19.687							
	9	4:43.558	3:18.896	54.122	30.540		20:03.245							
	10	1:49.613	25.528	54.057	30.028	205.1	21:52.858							
	11	1:50.226	25.854	54.109	30.263	207.6	23:43.084							
	12	1:49.044	24.955	54.133	29.956	209.5	25:32.128							
17	Nacho TUÑÓN ESP							10	1:47.723	24.929	53.147	29.647	205.7	21:40.427
	T-Code by Amtog TATUUS T-421							11	1:47.521	24.687	53.219	29.615	206.9	23:27.948
	1	2:25.968	54.946	59.058	31.964	2:25.968	12	1:47.140	24.750	52.915	29.475	210.1	25:15.088	
	2	1:51.864	26.090	54.979	30.795	202.1	4:17.832							
	3	1:50.751	25.573	54.370	30.808	208.8	6:08.583							
	4	2:01.808	25.478	1:05.989	30.341	206.9	8:10.391							
	5	1:49.665	25.234	54.454	29.977	206.9	10:00.056							
	6	1:49.331	25.169	53.730	30.432	206.9	11:49.387							
	7	1:49.586	25.730	53.692	30.164	206.9	13:38.973							
	8	2:02.584 B	25.259	56.036	41.289	207.6	15:41.557							
	9	4:35.006	3:07.399	56.703	30.904		20:16.563							
	10	1:49.227	25.086	53.658	30.483	207.6	22:05.790							
	11	1:52.101	25.265	56.737	30.099	209.5	23:57.891							
	12	1:59.458 B	26.497	54.211	38.750	207.6	25:57.349							
18	Zoe FLORESCU ROU							10	1:48.729	24.923	53.847	29.959	205.7	21:49.151
	Tecnicar TATUUS T-421							11	1:48.331	24.840	53.602	29.889	206.3	23:37.482
	1	2:30.574	58.807	59.614	32.153	2:30.574	12	1:48.108	24.799	53.455	29.854	206.9	25:25.590	
	2	1:55.762	27.047	57.621	31.094	202.1	4:26.336							
	3	1:55.747	26.477	58.327	30.943	207.6	6:22.083							
	4	1:51.381	25.788	55.077	30.516	205.7	8:13.464							
	5	1:50.866	25.623	54.974	30.269	205.1	10:04.330							
	6	1:50.452	25.471	54.813	30.168	206.3	11:54.782							
	7	1:50.356	25.080	54.763	30.513	207.6	13:45.138							
	8	2:00.601 B	25.459	56.244	38.898	208.2	15:45.739							
	9	4:31.583	3:03.943	56.464	31.176		20:17.322							
	10	1:49.974	25.241	54.464	30.269	207.6	22:07.296							
	11	1:50.950	25.377	54.847	30.726	208.8	23:58.246							
	12	1:49.694	25.193	54.249	30.252	210.1	25:47.940							
21	Borys LYZEN POL							10	1:49.962	25.162	54.501	30.299	206.9	23:58.527
	KCL Motorsport TATUUS T-421							11	1:49.875	25.431	54.458	29.986	213.3	25:48.402
	1	2:18.683	46.726	59.957	32.000	2:18.683	12							
	2	1:52.825	26.466	55.659	30.700	201.5	4:11.508							
	3	1:49.969	25.527	54.210	30.232	205.1	6:01.477							
	4	1:49.277	25.331	54.082	29.864	206.3	7:50.754							
	5	1:51.401	25.726	54.045	31.630	208.8	9:42.155							
	6	1:49.242	25.321	53.773	30.148	206.9	11:31.397							
	7	1:48.450	25.329	53.399	29.722	206.3	13:19.847							
	8	2:02.926 B	25.077	55.152	42.697	207.6	15:22.773							
	9	4:40.488	3:14.475	54.069	31.944		20:03.261							
22	Vivek KANTHAN USA							10	1:48.227	25.020	53.425	29.782	206.9	21:51.488
	Griffin Core TATUUS T-421							11	1:48.965	25.102	53.500	30.363	207.6	23:40.453
	1	2:01.860	32.590	57.874	31.396	2:01.860	12	1:47.820	24.959	53.239	29.622	208.2	25:28.273	
	2	1:52.179	26.626	55.235	30.318	203.9	3:54.039							
	3	1:52.613	25.459	56.371	30.783	203.9	5:46.652							
	4	1:49.147	25.255	54.044	29.848	208.2	7:35.799							
	5	1:48.148	24.892	53.459	29.797	206.3	9:23.947							
	6	1:48.383	25.059	53.263	30.061	207.6	11:12.330							
	7	1:47.933	24.929	53.258	29.746	207.6	13:00.263							
	8	2:05.592 B	25.152	55.036	45.404	206.9	15:05.855							
	9	4:46.849	3:22.220	54.662	29.967		19:52.704							
	10	1:47.723	24.929	53.147	29.647	205.7	21:40.427							
	11	1:47.521	24.687	53.219	29.615	206.9	23:27.948							
	12	1:47.140	24.750	52.915	29.475	210.1	25:15.088							
23	Rocco CORONEL NLD							10	1:48.729	24.923	53.847	29.959	205.7	21:49.151
	MP Motorsport TATUUS T-421							11	1:48.331	24.840	53.602	29.889	206.3	23:37.482
	1	2:10.157	41.452	57.704	31.001	2:10.157	12	1:48.108	24.799	53.455	29.854	206.9	25:25.590	
	2	1:51.402	25.947	55.233	30.222	203.3	4:01.559							
	3	1:51.733	25.728	54.407	31.598	205.1	5:53.292							
	4	1:49.559	25.660	53.728	30.171	197.5	7:42.851							
	5	1:49.416	25.540	53.784	30.092	206.3	9:32.267							
	6	1:51.927	25.276	56.201	30.450	206.3	11:24.194							
	7	1:48.640	24.983	53.550	30.107	205.7	13:12.834							
	8	2:04.361 B	24.982	58.087	41.292	204.5	15:17.195							
	9	4:43.227	3:18.923	54.229	30.075		20:00.422							
	10	1:48.729	24.923	53.847	29.959	205.7	21:49.151							
	11	1:48.331	24.840	53.602	29.889	206.3	23:37.482							
	12	1:48.108	24.799	53.455	29.854	206.9	25:25.590							
24	Beau LOWETTE BEL							10	1:49.962	25.162	54.501	30.299	206.9	23:58.527
	TC Racing TATUUS T-421							11	1:49.875	25.431	54.458	29.986	213.3	25:48.402
	1	2:42.271 B	1:03.236	1:00.017	39.018	2:42.271	12							
	2	2:17.896	49.229	57.782	30.885	5:00.167								
	3	1:53.160	26.573	56.226	30.361	206.9	6:53.327							
	4	1:51.374	25.671	55.474	30.229	206.3	8:44.701							
	5	1:50.147	25.469	54.602	30.076	203.9	10:34.848							
	6	1:50.489	25.840	54.581	30.068	208.8	12:25.337							
	7	2:00.903 B	25.994	55.365	39.544	209.5	14:26.240							
	8	5:52.406	4:26.147	55.449	30.810		20:18.646							
	9	1:49.919	25.429	54.366	30.124	206.9	22:08.565							
	10	1:49.962	25.162	54.501	30.299	206.9	23:58.527							
	11	1:49.875	25.431	54.458	29.986	213.3	25:48.402							
25	Aleix PIÑERA ESP							10	1:49.962	25.162	54.501	30.299	206.9	23:58.527
	Tecnicar TATUUS T-421							11	1:49.875	25.431	54.458	29.986	213.3	25:48.402
	1	2:29.334	57.163	59.765	32.406	2:29.334	12							
	2	1:53.341	26.255	55.388	31.698	203.3	4:22.675							
	3	1:50.259	25.409	54.503	30.347	205.1	6:12.934							
	4	1:52.046	27.886	54.089	30.071	208.2	8:04.980							
	5	1:51.697	25.529	55.586	30.582	210.1	9:56.677							
	6	1:55.643 B	25.492	54.031	36.120	208.2	11:52.320							



F4Spain ROUND 1 - VALENCIA Qualifying 2

Sector Analysis

— Invalidated Lap

■ Personal Best

■ Session Best

■ Crossing the pit lane

Lap	Time	Sector 1	Sector 2	Sector 3	T.Sp	Elapsed	Lap	Time	Sector 1	Sector 2	Sector 3	T.Sp	Elapsed
8	5:04.442	3:38.806	54.794	30.842		20:13.477	8	2:05.704 B	24.922	55.335	45.447	205.7	15:07.224
9	1:51.642	26.278	54.931	30.433	206.9	22:05.119	9	4:47.025	3:21.988	54.473	30.564		19:54.249
10	1:49.669	25.353	54.039	30.277	206.9	23:54.788	10	1:48.006	24.891	53.211	29.904	207.6	21:42.255
11	1:50.214	25.380	54.525	30.309	210.1	25:45.002	11	1:48.021	25.028	53.203	29.790	205.7	23:30.276
							12	1:48.387	25.005	53.363	30.019	206.9	25:18.663

27 Alexander CHARTIER ITA						
Monlau Motorsport TATUUS T-421						
Lap	Time	Sector 1	Sector 2	Sector 3	T.Sp	Elapsed
1	2:39.745	1:07.052	1:00.256	32.437		2:39.745
2	1:53.782	27.293	56.029	30.460	181.4	4:33.527
3	1:51.691	25.697	55.332	30.662	206.3	6:25.218
4	1:51.026	25.683	55.232	30.111	205.7	8:16.244
5	1:50.838	25.297	54.958	30.583	207.6	10:07.082
6	1:50.058	25.220	54.671	30.167	205.7	11:57.140
7	1:50.672	25.331	54.898	30.443	210.1	13:47.812
8	1:59.485 B	25.250	55.030	39.205	206.9	15:47.297
9	4:50.349	3:23.031	57.040	30.278		20:37.646
10	1:51.168	26.233	54.922	30.013	206.9	22:28.814
11	1:49.516	25.354	54.242	29.920	207.6	24:18.330

28 Max RADECK PRT						
DXR TATUUS T-421						
Lap	Time	Sector 1	Sector 2	Sector 3	T.Sp	Elapsed
1	2:29.667	54.689	1:02.220	32.758		2:29.667
2	1:56.049	27.338	57.675	31.036	203.9	4:25.716
3	1:54.875	26.526	57.489	30.860	205.7	6:20.591
4	1:53.077	26.044	55.650	31.383	205.7	8:13.668
5	1:52.163	26.077	55.448	30.638	212.0	10:05.831
6	1:50.902	25.722	54.809	30.371	215.3	11:56.733
7	1:55.402	25.579	58.667	31.156	209.5	13:52.135
8	2:03.567 B	26.567	57.259	39.741	210.7	15:55.702
9	4:17.209	2:49.824	56.830	30.555		20:12.911
10	1:53.842	26.089	55.980	31.773	210.1	22:06.753
11	1:56.812	25.765	56.872	34.175	208.2	24:03.565

32 Simón BULBARELLA ARG						
Drivex TATUUS T-421						
Lap	Time	Sector 1	Sector 2	Sector 3	T.Sp	Elapsed
1	2:22.468	51.458	59.473	31.537		2:22.468
2	1:55.252	26.500	56.613	32.139	203.9	4:17.720
3	1:52.447	26.533	55.314	30.600	206.9	6:10.167
4	1:54.227	27.647	56.265	30.315	209.5	8:04.394
5	1:50.558	25.438	54.814	30.306	205.7	9:54.952
6	1:49.724	25.175	54.352	30.197	206.3	11:44.676
7	1:49.417	25.130	54.164	30.123	206.3	13:34.093
8	2:05.704 B	27.087	57.932	40.685	205.7	15:39.797
9	4:28.882	3:02.267	55.189	31.426		20:08.679
10	1:49.189	25.223	54.008	29.958	208.2	21:57.868
11	1:49.366	25.172	54.022	30.172	208.2	23:47.234
12	1:49.177	25.188	54.156	29.833	207.6	25:36.411


37 Ty FISHER CAN						
Griffin Core TATUUS T-421						
Lap	Time	Sector 1	Sector 2	Sector 3	T.Sp	Elapsed
1	2:05.048	35.281	57.966	31.801		2:05.048
2	1:50.503	26.393	54.088	30.022	200.9	3:55.551
3	1:49.348	25.392	53.835	30.121	209.5	5:44.899
4	1:49.466	25.555	53.866	30.045	207.6	7:34.365
5	1:48.435	25.058	53.503	29.874	205.7	9:22.800
6	1:50.513	25.081	54.107	31.325	207.6	11:13.313
7	1:48.207	24.915	53.234	30.058	206.3	13:01.520

38 Daniel KELLEHER IRE						
Campos Racing TATUUS T-421						
Lap	Time	Sector 1	Sector 2	Sector 3	T.Sp	Elapsed
1	2:08.454	39.790	57.386	31.278		2:08.454
2	1:52.181	27.043	54.887	30.251	204.5	4:00.635
3	1:50.998	25.977	54.584	30.437	206.3	5:51.633
4	1:49.396	25.385	53.935	30.076	202.7	7:41.029
5	1:49.370	25.324	54.020	30.026	209.5	9:30.399
6	1:51.590	26.337	54.171	31.082	208.8	11:21.989
7	1:49.554	25.275	53.973	30.306	206.3	13:11.543
8	2:04.046 B	25.146	55.433	43.467	207.6	15:15.589
9	4:39.768	3:14.274	54.374	31.120		19:55.357
10	1:48.647	25.127	53.570	29.950	207.6	21:44.004
11	1:48.366	24.932	53.438	29.996	205.7	23:32.370
12	1:48.281	25.159	53.213	29.909	207.6	25:20.651

39 Louis COCHET NLD						
KCL Motorsport TATUUS T-421						
Lap	Time	Sector 1	Sector 2	Sector 3	T.Sp	Elapsed
1	2:19.699	47.168	1:00.656	31.875		2:19.699
2	1:55.754	27.458	57.179	31.117	203.9	4:15.453
3	1:53.086	26.228	55.776	31.082	204.5	6:08.539
4	1:53.256	27.575	55.085	30.596	204.5	8:01.795
5	1:52.752	25.566	54.967	32.219	205.7	9:54.547
6	1:51.017	26.466	54.395	30.156	175.0	11:45.564
7	1:49.473	25.347	54.031	30.095	206.3	13:35.037
8	2:03.016 B	25.579	57.752	39.685	207.6	15:38.053
9	5:06.964	3:37.320	54.992	34.652		20:45.017
10	1:49.891	25.406	54.428	30.057	205.7	22:34.908
11	1:49.346	25.343	53.953	30.050	205.7	24:24.254

40 Kasper SCHORMANS NLD						
MP Motorsport TATUUS T-421						
Lap	Time	Sector 1	Sector 2	Sector 3	T.Sp	Elapsed
1	2:10.721	42.138	57.651	30.932		2:10.721
2	1:51.457	26.207	55.049	30.201	206.9	4:02.178
3	1:49.930	25.513	54.424	29.993	206.3	5:52.108
4	1:49.574	25.335	54.130	30.109	207.6	7:41.682
5	1:49.251	25.256	54.022	29.973	208.2	9:30.933
6	1:49.282	25.328	54.002	29.952	208.8	11:20.215
7	1:48.789	24.975	53.785	30.029	206.3	13:09.004
8	2:03.683 B	25.183	57.194	41.306	205.7	15:12.687
9	4:48.654	3:24.031	53.994	30.629		20:01.341
10	1:48.531	25.019	53.575	29.937	208.8	21:49.872
11	1:48.201	24.864	53.545	29.792	208.2	23:38.073
12	1:48.680	24.941	53.448	30.291	210.1	25:26.753

44 Elliot KACZYNSKI SWE						
Drivex TATUUS T-421						
Lap	Time	Sector 1	Sector 2	Sector 3	T.Sp	Elapsed
1	2:23.200	52.618	58.843	31.739		2:23.200
2	1:53.491	26.408	56.167	30.916	205.1	4:16.691
3	1:51.242	25.718	54.854	30.670	204.5	6:07.933
4	1:50.286	25.417	54.533	30.336	204.5	7:58.219
5	1:49.598	25.280	54.057	30.261	206.3	9:47.817



F4Spain

ROUND 1 - VALENCIA

Qualifying 2

Sector Analysis

— Invalidated Lap ■ Personal Best ■ Session Best B Crossing the pit lane

Lap	Time	Sector 1	Sector 2	Sector 3	T.Sp	Elapsed	Lap	Time	Sector 1	Sector 2	Sector 3	T.Sp	Elapsed
6	1:49.293	25.416	53.960	29.917	206.9	11:37.110	5	1:50.382	25.808	54.326	30.248	214.7	10:08.803
7	1:51.193	27.153	54.102	29.938	205.1	13:28.303	6	1:49.884	25.237	54.453	30.194	206.3	11:58.687
8	2:04.627 B	25.085	57.282	42.260	207.6	15:32.930	7	1:50.549	25.791	54.625	30.133	206.9	13:49.236
9	4:34.419	3:08.376	55.111	30.932		20:07.349	8	2:00.964 B	25.711	55.215	40.038	206.3	15:50.200
10	1:48.833	25.178	53.792	29.863	206.3	21:56.182	9	4:32.152	3:06.373	55.078	30.701		20:22.352
11	1:48.678	24.891	53.831	29.956	206.9	23:44.860	10	1:49.848	25.267	54.376	30.205	210.1	22:12.200
12	1:48.713	25.232	53.696	29.785	209.5	25:33.573	11	1:49.446	25.037	54.236	30.173	206.9	24:01.646
							12	1:49.546	25.255	54.130	30.161	208.2	25:51.192

46 Nathan TYE GBR
Drivex TATUUS T-421

1	2:20.148	50.177	58.381	31.590		2:20.148
2	1:52.666	26.788	55.521	30.357	204.5	4:12.814
3	1:51.217	25.754	54.764	30.699	203.3	6:04.031
4	1:50.200	25.488	54.204	30.508	203.3	7:54.231
5	1:50.068	25.179	54.528	30.361	202.7	9:44.299
6	1:48.773	25.100	53.533	30.140	205.1	11:33.072
7	1:48.844	25.101	53.582	30.161	204.5	13:21.916
8	2:03.564 B	25.402	57.251	40.911	207.6	15:25.480
9	4:39.299	3:14.618	53.997	30.684		20:04.779
10	1:48.684	25.073	53.738	29.873	206.9	21:53.463
11	1:48.478	25.033	53.597	29.848	208.2	23:41.941
12	1:47.941	24.918	53.347	29.676	205.7	25:29.882

71 Sam URUS MCO
DXR TATUUS T-421

1	2:55.977	1:19.465	1:03.592	32.920		2:55.977
2	1:57.724	27.832	58.309	31.583	200.9	4:53.701
3	1:54.568	26.933	56.393	31.242	202.1	6:48.269
4	1:52.419	25.946	55.398	31.075	203.3	8:40.688
5	1:52.554	25.656	56.222	30.676	205.1	10:33.242
6	1:56.416	28.480	57.001	30.935	206.3	12:29.658
7	2:00.254 B	25.833	55.116	39.305	205.7	14:29.912
8	5:42.583	4:15.039	56.736	30.808		20:12.495
9	1:51.525	25.855	55.260	30.410	206.3	22:04.020
10	1:50.443	25.599	54.414	30.430	205.1	23:54.463
11	1:52.492	25.292	54.356	32.844	205.1	25:46.955

73 Fausto ARNAUDO ARG
Monlau Motorsport TATUUS T-421

1	2:37.012	1:04.661	1:00.774	31.577		2:37.012
2	1:54.622	26.927	56.731	30.964	195.8	4:31.634
3	1:52.200	26.099	55.639	30.462	203.3	6:23.834
4	1:51.435	25.952	54.923	30.560	205.7	8:15.269
5	1:57.166	25.621	55.013	36.532	206.9	10:12.435
6	1:55.754	29.519	55.036	31.199	181.4	12:08.189
7	1:51.638	26.748	54.653	30.237	206.9	13:59.827
8	2:01.040 B	25.790	55.476	39.774	206.3	16:00.867
9	4:30.432	3:00.519	59.731	30.182		20:31.299
10	1:49.836	25.633	54.279	29.924	206.9	22:21.135
11	1:59.175 B	27.584	55.222	36.369	206.3	24:20.310

74 Pablo RICCOBONO ESP
GRS Team TATUUS T-421

1	2:42.013	1:11.241	58.640	32.132		2:42.013
2	1:54.747	26.954	56.583	31.210	206.3	4:36.760
3	1:51.642	25.934	55.146	30.562	204.5	6:28.402
4	1:50.019	25.416	54.516	30.087	206.9	8:18.421

77 Andrej PETROVIC SRB
T-Code by Amtog TATUUS T-421

1	2:28.487	56.181	1:00.459	31.847		2:28.487
2	1:52.961	26.345	55.962	30.654	201.5	4:21.448
3	1:50.347	25.825	54.407	30.115	205.7	6:11.795
4	1:50.417	25.406	54.972	30.039	207.6	8:02.212
5	1:49.729	25.427	54.309	29.993	209.5	9:51.941
6	1:49.393	25.232	54.043	30.118	207.6	11:41.334
7	1:49.075	25.294	53.726	30.055	208.2	13:30.409
8	2:06.418 B	25.401	57.007	44.010	206.9	15:36.827
9	4:34.005	3:09.217	54.678	30.110		20:10.832
10	<u>1:49.114</u>	<u>25.590</u>	53.826	29.698	208.2	21:59.946
11	1:48.864	25.158	53.887	29.819	208.8	23:48.810
12	1:48.762	25.310	53.636	29.816	208.8	25:37.572

78 Maria NETO PRT
TC Racing TATUUS T-421


1	3:40.607 B	1:21.048	1:21.287	58.272		3:40.607
2	7:43.732 B	5:20.355	1:25.044	58.333		11:24.339

80 Sebastián FRIGOLET MEX
DXR TATUUS T-421

1	2:25.973	53.502	1:00.121	32.350		2:25.973
2	1:57.338	27.061	56.894	33.383	195.8	4:23.311
3	1:53.654	26.096	55.980	31.578	204.5	6:16.965
4	1:53.956	26.043	56.556	31.357	203.3	8:10.921
5	1:51.538	25.676	55.200	30.662	207.6	10:02.459
6	1:51.249	25.597	54.978	30.674	205.7	11:53.708
7	1:50.227	25.077	54.349	30.801	205.1	13:43.935
8	2:00.747 B	25.340	55.581	39.826	204.5	15:44.682
9	4:25.074	2:58.388	55.396	31.290		20:09.756
10	2:05.189	25.478	1:09.165	30.546	205.7	22:14.945
11	1:50.121	25.242	54.482	30.397	206.3	24:05.066

81 Noah MONTEIRO PRT
Griffin Core TATUUS T-421

1	2:03.267	33.896	57.868	31.503		2:03.267
2	1:51.212	25.922	55.053	30.237	202.7	3:54.479
3	1:49.675	25.517	53.995	30.163	206.9	5:44.154
4	1:48.431	25.098	53.562	29.771	205.7	7:32.585
5	1:48.296	24.846	53.644	29.806	205.7	9:20.881
6	1:48.389	25.175	53.411	29.803	205.7	11:09.270
7	1:48.228	25.106	53.369	29.753	206.9	12:57.498
8	2:06.914 B	24.862	54.396	47.656	205.7	15:04.412
9	4:45.818	3:22.601	53.493	29.724		19:50.230
10	1:47.861	25.016	53.196	29.649	206.3	21:38.091
11	<u>1:47.862</u>	<u>25.024</u>	53.170	29.668	205.7	23:25.953
12	1:47.313	24.785	52.879	29.649	205.7	25:13.266




F4Spain ROUND 1 - VALENCIA Qualifying 2

Sector Analysis

— Invalidated Lap ■ Personal Best ■ Session Best B Crossing the pit lane

Lap	Time	Sector 1	Sector 2	Sector 3	T.Spd	Elapsed	Lap	Time	Sector 1	Sector 2	Sector 3	T.Spd	Elapsed	
83	Alfons MIETTINEN FIN													
	GRS Team						TATUUS T-421							
1	2:57.936	1:15.996	1:07.319	34.621		2:57.936								
2	2:01.688	29.457	1:00.427	31.804	186.3	4:59.624								
3	1:57.100	28.045	57.762	31.293	202.7	6:56.724								
4	1:53.228	26.092	56.426	30.710	205.7	8:49.952								
5	1:52.937	25.638	56.368	30.931	206.9	10:42.889								
6	1:52.698	25.622	56.357	30.719	204.5	12:35.587								
7	2:04.399B	25.546	55.832	43.021	205.1	14:39.986								
8	5:46.145	4:19.356	55.927	30.862		20:26.131								
9	1:52.173	25.726	55.855	30.592	207.6	22:18.304								
10	1:51.773	25.840	55.383	30.550	208.8	24:10.077								
88	Miki BLASCOS ESP													
	Monlau Motorsport						TATUUS T-421							
1	2:34.596	1:02.867	59.477	32.252		2:34.596								
2	1:52.740	26.362	55.697	30.681	203.9	4:27.336								
3	1:51.131	25.704	55.177	30.250	208.2	6:18.467								
4	1:50.198	25.276	54.853	30.069	208.2	8:08.665								
5	1:49.297	25.099	54.243	29.955	208.2	9:57.962								
6	1:53.493	25.223	53.987	34.283	208.8	11:51.455								
7	1:49.114	25.162	54.020	29.932	208.8	13:40.569								
8	2:02.693B	25.379	55.581	41.733	208.2	15:43.262								
9	4:50.962	3:20.480	57.903	32.579		20:34.224								
10	1:48.655	25.200	53.736	29.719	208.8	22:22.879								
11	1:49.258	25.347	53.999	29.912	209.5	24:12.137								
94	Jorden MOODLEY ZAF													
	G4 Racing						TATUUS T-421							
1	2:48.312	1:15.463	59.696	33.153		2:48.312								
2	1:57.705	27.963	58.227	31.515	199.8	4:46.017								
3	1:53.290	26.536	55.987	30.767	202.7	6:39.307								
4	1:54.177	28.333	55.414	30.430	203.9	8:33.484								
5	1:59.458	26.212	1:02.197	31.049	204.5	10:32.942								
6	1:51.658	25.828	55.457	30.373	205.1	12:24.600								
7	2:02.727B	26.847	55.736	40.144	205.7	14:27.327								
8	5:55.731	4:28.185	55.937	31.609		20:23.058								
9	1:53.182	25.699	56.456	31.027	207.6	22:16.240								
10	1:50.798	25.601	54.850	30.347	205.7	24:07.038								




F4Spain
ROUND 1 - VALENCIA
Qualifying 2

Provisional Race Director Report

Hour	Flag	Message
08:31:15		WET TRACK
08:31:31		RADIO CHECK
08:50:22		TRACK TEMPERATURE 16.7C - AIR TEMPERATURE 14C - HUMIDITY 77%
08:51:52		F4 - PIT LANE WILL BE OPEN AT 9:00
08:58:00		FAST LANE OPEN
08:59:14		WET TRACK - WET LIGHTS ON
09:00:00		PIT LANE OPEN
09:02:27	GF	GREEN FLAG
09:13:28		INCIDENT INVOLVING CARS #8 ON T9 NOTED - POSSIBLE IMPEEDING
09:13:57	RF	RED FLAG
09:14:22		CAR #13 IN GRAVEL BED AT TURN 11 - DRIVER OK
09:14:55		CAR #13 BEST TIME DELETED - CAUSING RED FLAG - ART. 30.7 SR
09:16:06		SESSION WILL RESUME AT 9:18 TBC
09:17:01		SESSION WILL RESUME AT 9:18 CONFIRMED
09:18:00	GF	GREEN FLAG
09:18:01		PIT LANE OPEN
09:20:02	GF	GREEN FLAG
09:22:57		INCIDENT INVOLVING CARS #80 ON T6 NOTED - POSSIBLE IMPEEDING
09:24:03		CHEQUERED FLAG
09:25:55		CARS & DRIVERS #22 #81 #21 #12 PROCEED TO THE SCRUTINEERING BAY IMMEDIATELY AFTER SESSION
09:26:32		PISTA MOJADA

Published at: **9:20**.....

<p>Race Director: Luis GONZÁLEZ</p> 	<p>Timekeeper: Alberto ESTÉBANEZ</p> 
--	---



F4Spain

ROUND 1 - VALENCIA

Qualifying 2

Track Limits Analysis

No	Driver	Team	T.L. Nr	Camera	Lap	Time	Total Infractions:
5	Sandro PEREZ	TC Racing	1	Turn 4	4	09:07:11.551	<input type="text" value="1"/>
8	Jacob MICALLEF	Campos Racing	1	Turn 4	5	09:08:13.008	<input type="text" value="1"/>
10	Luna FLUXÁ	Campos Racing	1	Turn 1	7	09:11:38.100	<input type="text" value="2"/>
10	Luna FLUXÁ	Campos Racing	2	Turn 1	10	09:20:10.290	
12	Phillipe Armand KARRAS	G4 Racing	1	Turn 1	5	09:08:30.374	<input type="text" value="1"/>
15	Jensen BURNETT	KCL Motorsport	1	Turn 1	11	09:22:04.952	<input type="text" value="1"/>
17	Nacho TUÑÓN	T-Code by Amtog	1	Turn 6	11	09:22:55.011	<input type="text" value="1"/>
21	Borys LYZEN	KCL Motorsport	1	Turn 1	5	09:08:02.895	<input type="text" value="1"/>
27	Alexander CHARTIER	Monlau Motorsport	1	Turn 4	4	09:06:58.741	<input type="text" value="2"/>
27	Alexander CHARTIER	Monlau Motorsport	2	Turn 1	10	09:20:49.751	
28	Max RADECK	DXR	1	Turn 4	7	09:12:30.732	<input type="text" value="1"/>
32	Simón BULBARELLA	Drivex	1	Turn 4	4	09:06:45.821	<input type="text" value="1"/>
38	Daniel KELLEHER	Campos Racing	1	Turn 1	2	09:02:20.698	<input type="text" value="1"/>
39	Louis COCHET	KCL Motorsport	1	Turn 1	4	09:06:20.974	<input type="text" value="2"/>
39	Louis COCHET	KCL Motorsport	2	Turn 11	5	09:09:20.620	
77	Andrej PETROVIC	T-Code by Amtog	1	Turn 1	10	09:20:22.890	<input type="text" value="1"/>
81	Noah MONTEIRO	Griffin Core	1	Turn 1	11	09:21:50.089	<input type="text" value="1"/>

TOTAL TRACK LIMITS: 17


Published at:9:20.....

Track Limits Operator:

Daphne FERNÁNDEZ
OD-1537-ESP-CAT



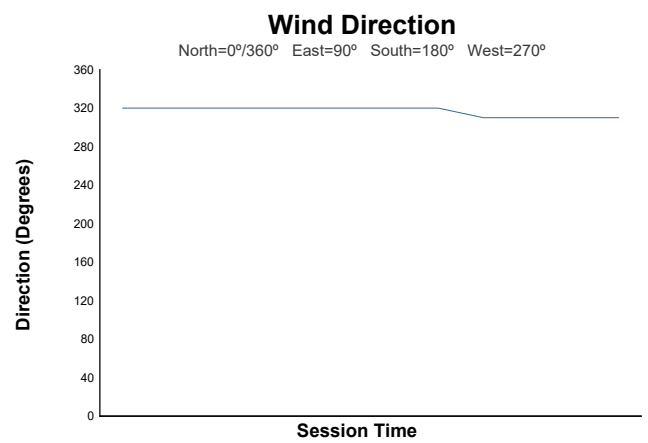
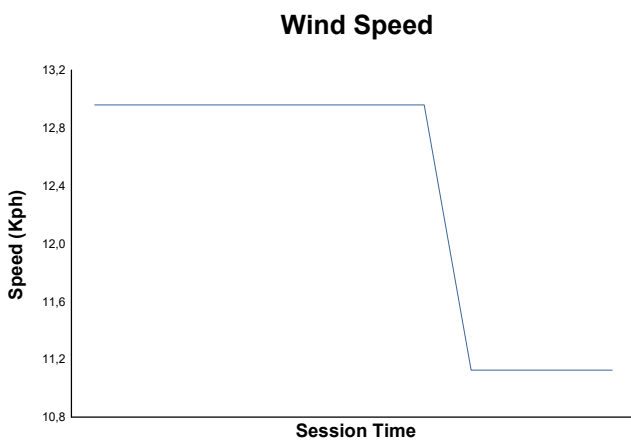
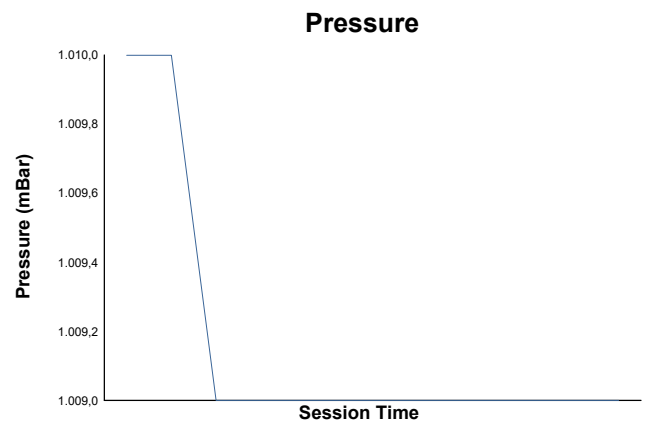
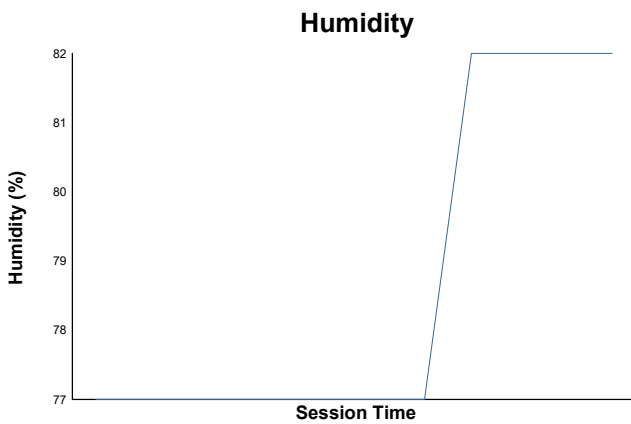
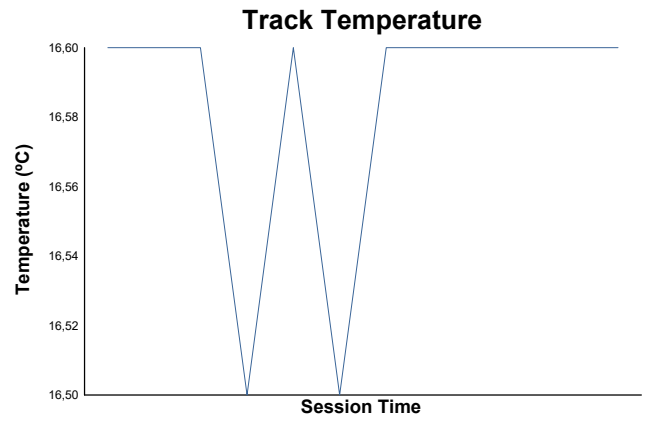
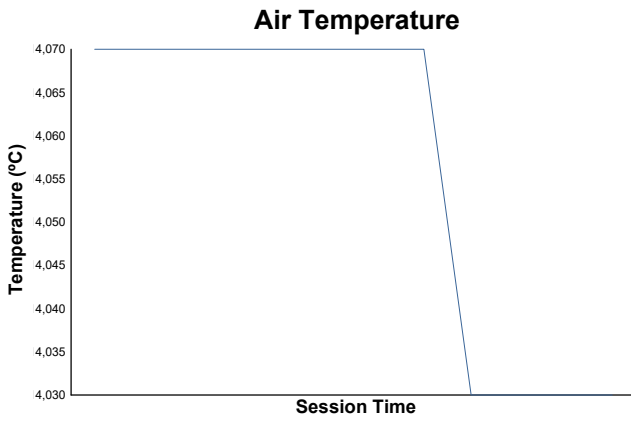
DAPHNE FERNANDEZ OD-1537-ESP/CAT




ROUND 1 - VALENCIA

F4Spain
Qualifying 2

Weather Report



Track Status: **DRY**



F4Spain
ROUND 1 - VALENCIA
Race 3 (30 Minutes +1 Lap)





Final Starting Grid


Maria NETO	TC Racing	78	- 18 -				
1:51.773	Alfons MIETTINEN	GRS Team	83	- 17 -	13	Tecnicar	Rodrigo MARTÍNEZ 1:53.681
1:49.880	Sandro PEREZ	TC Racing	5	- 16 -	28	DXR	Max RADECK 1:50.902
1:50.443	Sam URUS	DXR	71	- 15 -	94	G4 Racing	Jorden MOODLEY 1:50.798
1:49.875	Beau LOWETTE	TC Racing	24	- 14 -	80	DXR	Sebastián FRIGOLET 1:50.121
1:49.834	Philippe Armand KARRAS	G4 Racing	12	- 13 -	73	Monlau Motorsport	Fausto ARNAUDO 1:49.836
1:49.694	Zoe FLORESCU	Tecnicar	18	- 12 -	9	G4 Racing	Jean Paul KARRAS 1:49.737
1:49.516	Alexander CHARTIER	Monlau Motorsport	27	- 11 -	25	Tecnicar	Aleix PIÑERA 1:49.669
1:49.346	Louis COCHET	KCL Motorsport	39	- 10 -	74	GRS Team	Pablo RICCOBONO 1:49.446
1:48.678	Elliot KACZYNSKI	Drivex	44	- 9 -	17	T-Code by Amtog	Nacho TUÑÓN 1:49.227
1:49.177	Simón BULBARELLA	Drivex	32	- 8 -	7	MP Motorsport	Felipe REIJS 1:49.190
1:49.044	Jensen BURNETT	KCL Motorsport	15	- 7 -	11	Monlau Motorsport	Rahim ALIBHAI 1:49.097
1:48.674	Jacob MICALLEF	Campos Racing	8	- 6 -	77	T-Code by Amtog	Andrej PETROVIC 1:48.762
1:48.439	Luna FLUXÁ	Campos Racing	10	- 5 -	88	Monlau Motorsport	Miki BLASCOS 1:48.655
1:48.201	Kasper SCHORMANS	MP Motorsport	40	- 4 -	38	Campos Racing	Daniel KELLEHER 1:48.281
1:48.006	Ty FISHER	Griffin Core	37	- 3 -	23	MP Motorsport	Rocco CORONEL 1:48.108
1:47.820	Borys LYZEN	KCL Motorsport	21	- 2 -	46	Drivex	Nathan TYE 1:47.941
1:47.140	Vivek KANTHAN	Griffin Core	22	- 1 -	81	Griffin Core	Noah MONTEIRO 1:47.313

Pole

CAR #5 - DROP OF 3 GRID POSITIONS - STEWARDS DECISION N°15
CAR #44 - DROP OF 5 GRID POSITIONS - STEWARDS DECISION N°20

Published at:11:10.....

 Mr. Dennis Dean Chair of the Stewards	 Mrs. Noelia Franco Steward	 Mrs. Laura Casas Steward	Timekeeper: Alberto ESTÉBANEZ 
---	--	--	--



F4Spain

ROUND 1 - VALENCIA

Race 3 (30 Minutes + 1 Lap)

Final Classification

No	Driver	Nat	Team	Car	Cl.	Laps	Total Time	Gap	Kph	Best Lap		
										Lap	Time	Kph
1	22 Vivek KANTHAN	USA	Griffin Core	TATUUS T-421		17	32:29.908	-	125.7	16	1:34.693	152.3
2	21 Borys LYZEN	POL	KCL Motorsport	TATUUS T-421	R	17	32:30.588	+0.680	125.7	16	1:34.631	152.4
3	81 Noah MONTEIRO	PRT	Griffin Core	TATUUS T-421		17	32:31.453	+1.545	125.6	16	1:34.892	151.9
4	23 Rocco CORONEL	NLD	MP Motorsport	TATUUS T-421	R	17	32:33.320	+3.412	125.5	15	1:35.130	151.6
5	40 Kasper SCHORMANS	NLD	MP Motorsport	TATUUS T-421	R	17	32:34.036	+4.128	125.4	16	1:35.116	151.6
6	38 Daniel KELLEHER	IRE	Campos Racing	TATUUS T-421	R	17	32:35.099	+5.191	125.4	16	1:35.340	151.2
7	46 Nathan TYE	GBR	Drivex	TATUUS T-421		17	32:33.868	+3.960	125.4	16	1:35.086	151.6
8	15 Jensen BURNETT	CAN	KCL Motorsport	TATUUS T-421	R	17	32:35.812	+5.904	125.3	16	1:35.384	151.2
9	11 Rahim ALIBHAI	USA	Monlau Motorsport	TATUUS T-421	R	17	32:40.466	+10.558	125.0	17	1:36.294	149.7
10	7 Felipe REIJS	NLD	MP Motorsport	TATUUS T-421	R	17	32:40.986	+11.078	125.0	17	1:35.927	150.3
11	25 Aleix PINERA	ESP	Tecnicar	TATUUS T-421	R	17	32:42.122	+12.214	124.9	6	1:36.180	149.9
12	73 Fausto ARNAUDO	ARG	Monlau Motorsport	TATUUS T-421	R	17	32:42.502	+12.594	124.9	17	1:35.819	150.5
13	8 Jacob MICALLEF	MLT	Campos Racing	TATUUS T-421	R	17	32:42.802	+12.894	124.9	17	1:35.412	151.1
14	18 Zoe FLORESCU	ROU	Tecnicar	TATUUS T-421	R	17	32:43.630	+13.722	124.8	6	1:36.100	150.0
15	17 Nacho TUÑÓN	ESP	T-Code by Amtoq	TATUUS T-421	R	17	32:46.012	+16.104	124.7	16	1:35.410	151.1
16	9 Jean Paul KARRAS	GRC	G4 Racing	TATUUS T-421		17	32:47.757	+17.849	124.6	10	1:37.155	148.4
17	24 Beau LOWETTE	BEL	TC Racing	TATUUS T-421	R	17	32:48.872	+18.964	124.5	14	1:37.011	148.6
18	37 Ty FISHER	CAN	Griffin Core	TATUUS T-421	R	17	32:48.875	+18.967	124.5	16	1:35.740	150.6
19	77 Andrej PETROVIC	SRB	T-Code by Amtoq	TATUUS T-421	R	17	32:50.104	+20.196	124.4	6	1:35.733	150.6
20	12 Philippe Armand KARRAS	GRC	G4 Racing	TATUUS T-421		17	32:50.948	+21.040	124.4	16	1:36.590	149.3
21	83 Alfons MIETTINEN	FIN	GRS Team	TATUUS T-421	R	17	32:51.647	+21.739	124.3	14	1:37.460	147.9
22	94 Jorden MOODLEY	ZAF	G4 Racing	TATUUS T-421		17	32:52.632	+22.724	124.3	10	1:37.189	148.4
23	39 Louis COCHET	NLD	KCL Motorsport	TATUUS T-421	R	17	32:55.384	+25.476	124.1	6	1:36.265	149.8
24	13 Rodrigo MARTÍNEZ	MEX	Tecnicar	TATUUS T-421	R	17	32:57.043	+27.135	124.0	10	1:37.795	147.4
25	71 Sam URUS	MCO	DXR	TATUUS T-421	R	17	32:57.877	+27.969	123.9	16	1:37.030	148.6
26	32 Simón BULBARELLA	ARG	Drivex	TATUUS T-421	R	17	32:59.675	+29.767	123.8	16	1:36.675	149.1
27	27 Alexander CHARTIER	ITA	Monlau Motorsport	TATUUS T-421	R	17	32:59.970	+30.062	123.8	15	1:36.470	149.5
28	5 Sandro PEREZ	ESP	TC Racing	TATUUS T-421	R	17	33:06.725	+36.817	123.4	16	1:36.927	148.8
29	78 Maria NETO	PRT	TC Racing	TATUUS T-421	R	17	33:13.007	+43.099	123.0	14	1:37.043	148.6
30	74 Pablo RICCOBONO	ESP	GRS Team	TATUUS T-421		15	29:33.572	2 Laps	121.9	14	1:36.843	148.9

Not classified

44	Elliot KACZYNSKI	SWE	Drivex	TATUUS T-421	R	10	19:26.989			10	1:36.437	149.5
80	Sebastián FRIGOLET	MEX	DXR	TATUUS T-421	R	9	17:59.880			5	1:37.742	147.5
28	Max RADECK	PRT	DXR	TATUUS T-421	R	5	10:12.054			5	1:38.164	146.9
10	Luna FLUXÁ	ESP	Campos Racing	TATUUS T-421	R	1	1:45.611					
88	Miki BLASCOS	ESP	Monlau Motorsport	TATUUS T-421	R							

Pole Position:

Vivek KANTHAN **1:47.140** 134.6 Kph





Fastest Lap:


Lap 16 Borys LYZEN **1:34.631** 152.4 Kph

CARS #8, #12, #24, #74, #78 & #80 - TIME PENALTY OF 5 SECONDS - TRACK LIMITS
 CAR #5 - TIME PENALTY OF 5 + 10 SECONDS - TRACK LIMITS
 CAR #27 - TIME PENALTY OF 10 SECONDS - STEWARDS DECISION N° 32
 CAR #71 - TIME PENALTY OF 10 SECONDS - STEWARDS DECISION N° 33
 CAR #32 - TIME PENALTY OF 10 SECONDS - STEWARDS DECISION N° 34
 CAR #17 - TIME PENALTY OF 10 SECONDS - STEWARDS DECISION N° 37
 CAR #46 - DROP OF 2 POSITIONS - STEWARDS DECISION N° 38
 CAR #37 - TIME PENALTY OF 10 SECONDS - STEWARDS DECISION N° 39
 CAR #39 - TIME PENALTY OF 5 SECONDS - STEWARDS DECISION N° 41

Published at:19:30.....

Track Status: **WET**

 Mr. Dennis Dean Chair of the Stewards	 Mrs. Noelia Franco Steward	 Mrs. Laura Casas Steward	Timekeeper: Alberto ESTÉBANEZ 
---	--	--	--



F4Spain

ROUND 1 - VALENCIA

Race 3 (30 Minutes + 1 Lap)





Final Classification by Class


R	No	Driver	Nat	Team	Car	Laps	Total Time	Gap	Kph	Best Lap		
										Lap	Time	Kph
1	21	Borys LYZEN	POL	KCL Motorsport	TATUUS T-421	17	32:30.588		125.7	16	1:34.631	152.4
2	23	Rocco CORONEL	NLD	MP Motorsport	TATUUS T-421	17	32:33.320	+2.732	125.5	15	1:35.130	151.6
3	40	Kasper SCHORMANS	NLD	MP Motorsport	TATUUS T-421	17	32:34.036	+3.448	125.4	16	1:35.116	151.6
4	38	Daniel KELLEHER	IRE	Campos Racing	TATUUS T-421	17	32:35.099	+4.511	125.4	16	1:35.340	151.2
5	15	Jensen BURNETT	CAN	KCL Motorsport	TATUUS T-421	17	32:35.812	+5.224	125.3	16	1:35.384	151.2
6	11	Rahim ALIBHAI	USA	Monlau Motorsport	TATUUS T-421	17	32:40.466	+9.878	125.0	17	1:36.294	149.7
7	7	Felipe REIJS	NLD	MP Motorsport	TATUUS T-421	17	32:40.986	+10.398	125.0	17	1:35.927	150.3
8	25	Aleix PIÑERA	ESP	Tecnicar	TATUUS T-421	17	32:42.122	+11.534	124.9	6	1:36.180	149.9
9	73	Fausto ARNAUDO	ARG	Monlau Motorsport	TATUUS T-421	17	32:42.502	+11.914	124.9	17	1:35.819	150.5
10	8	Jacob MICALLEF	MLT	Campos Racing	TATUUS T-421	17	32:42.802	+12.214	124.9	17	1:35.412	151.1
11	18	Zoe FLORESCU	ROU	Tecnicar	TATUUS T-421	17	32:43.630	+13.042	124.8	6	1:36.100	150.0
12	24	Beau LOWETTE	BEL	TC Racing	TATUUS T-421	17	32:48.872	+18.284	124.5	14	1:37.011	148.6
13	37	Ty FISHER	CAN	Griffin Core	TATUUS T-421	17	32:48.875	+18.287	124.5	16	1:35.740	150.6
14	83	Alfons MIETTINEN	FIN	GRS Team	TATUUS T-421	17	32:51.647	+21.059	124.3	14	1:37.460	147.9
15	39	Louis COCHET	NLD	KCL Motorsport	TATUUS T-421	17	32:55.384	+24.796	124.1	6	1:36.265	149.8
16	13	Rodrigo MARTÍNEZ	MEX	Tecnicar	TATUUS T-421	17	32:57.043	+26.455	124.0	10	1:37.795	147.4
17	71	Sam URUS	MCO	DXR	TATUUS T-421	17	32:57.877	+27.289	123.9	16	1:37.030	148.6
18	32	Simón BULBARELLA	ARG	Drivex	TATUUS T-421	17	32:59.675	+29.087	123.8	16	1:36.675	149.1
19	27	Alexander CHARTIER	ITA	Monlau Motorsport	TATUUS T-421	17	32:59.970	+29.382	123.8	15	1:36.470	149.5
20	5	Sandro PEREZ	ESP	TC Racing	TATUUS T-421	17	33:06.725	+36.137	123.4	16	1:36.927	148.8
21	78	Maria NETO	PRT	TC Racing	TATUUS T-421	17	33:13.007	+42.419	123.0	14	1:37.043	148.6
Not classified												
44	Elliott KACZYNSKI	SWE	Drivex	TATUUS T-421	10	19:26.989	7 Laps			10	1:36.437	149.5
80	Sebastián FRIGOLET	MEX	DXR	TATUUS T-421	9	17:59.880	8 Laps			5	1:37.742	147.5
28	Max RADECK	PRT	DXR	TATUUS T-421	5	10:12.054	12 Laps			5	1:38.164	146.9
10	Luna FLUXÁ	ESP	Campos Racing	TATUUS T-421	1	1:45.611	16 Laps					
88	Miki BLASCOS	ESP	Monlau Motorsport	TATUUS T-421			17 Laps					

CARS #8, #12, #24, #74, #78 & #80 - TIME PENALTY OF 5 SECONDS - TRACK LIMITS
 CAR #5 - TIME PENALTY OF 5 + 10 SECONDS - TRACK LIMITS
 CAR #27 - TIME PENALTY OF 10 SECONDS - STEWARDS DECISION N° 32
 CAR #71 - TIME PENALTY OF 10 SECONDS - STEWARDS DECISION N° 33
 CAR #32 - TIME PENALTY OF 10 SECONDS - STEWARDS DECISION N° 34
 CAR #17 - TIME PENALTY OF 10 SECONDS - STEWARDS DECISION N° 37
 CAR #46 - DROP OF 2 POSITIONS - STEWARDS DECISION N° 38
 CAR #37 - TIME PENALTY OF 10 SECONDS - STEWARDS DECISION N° 39
 CAR #39 - TIME PENALTY OF 5 SECONDS - STEWARDS DECISION N° 41

Published at:19:30.....

Track Status: **WET**


 Mr. Dennis Dean Chair of the Stewards	 Mrs. Noelia Franco Steward	 Mrs. Laura Casas Steward	Timekeeper: Alberto ESTÉBANEZ	
---	--	--	---	---



F4Spain ROUND 1 - VALENCIA Race 3

Best Sector Times

Sector 1			Sector 2			Sector 3			Ideal Lap	Best Lap
Pos	No Driver	Time	No Driver	Time	No Driver	Time	Pos	No Driver		
1	22 V.KANTHAN	21.943	22 V.KANTHAN	46.438	81 N.MONTEIRO	26.154	1	21 B.LYZEN	1:34.631	1:34.631 (1)
2	21 B.LYZEN	21.981	21 B.LYZEN	46.442	21 B.LYZEN	26.208	2	22 V.KANTHAN	1:34.685	1:34.693 (2)
3	81 N.MONTEIRO	22.037	81 N.MONTEIRO	46.525	23 R.CORONEL	26.275	3	81 N.MONTEIRO	1:34.716	1:34.892 (3)
4	38 D.KELLEHER	22.046	40 K.SCHORMANS	46.620	15 J.BURNETT	26.280	4	40 K.SCHORMANS	1:35.024	1:35.116 (5)
5	17 N.TUÑÓN	22.050	46 N.TYE	46.714	40 K.SCHORMANS	26.284	5	23 R.CORONEL	1:35.043	1:35.130 (6)
6	23 R.CORONEL	22.050	23 R.CORONEL	46.718	46 N.TYE	26.285	6	46 N.TYE	1:35.064	1:35.086 (4)
7	46 N.TYE	22.065	38 D.KELLEHER	46.728	38 D.KELLEHER	26.301	7	38 D.KELLEHER	1:35.075	1:35.340 (7)
8	8 J.MICALLEF	22.109	17 N.TUÑÓN	46.776	22 V.KANTHAN	26.304	8	17 N.TUÑÓN	1:35.131	1:35.410 (9)
9	40 K.SCHORMANS	22.120	15 J.BURNETT	46.790	17 N.TUÑÓN	26.305	9	15 J.BURNETT	1:35.197	1:35.384 (8)
10	15 J.BURNETT	22.127	73 F.ARNAUDO	46.876	37 T.FISHER	26.336	10	8 J.MICALLEF	1:35.335	1:35.412 (10)
11	37 T.FISHER	22.179	8 J.MICALLEF	46.883	8 J.MICALLEF	26.343	11	37 T.FISHER	1:35.409	1:35.740 (12)
12	5 S.PEREZ	22.199	37 T.FISHER	46.894	25 A.PIÑERA	26.378	12	73 F.ARNAUDO	1:35.508	1:35.819 (13)
13	18 Z.FLORESCU	22.229	77 A.PETROVIC	46.981	73 F.ARNAUDO	26.401	13	77 A.PETROVIC	1:35.733	1:35.733 (11)
14	73 F.ARNAUDO	22.231	18 Z.FLORESCU	47.008	77 A.PETROVIC	26.421	14	27 A.CHARTIER	1:35.755	1:36.470 (20)
15	27 A.CHARTIER	22.267	27 A.CHARTIER	47.044	27 A.CHARTIER	26.444	15	5 S.PEREZ	1:35.779	1:36.927 (24)
16	24 B.LOWETTE	22.292	7 F.REIJS	47.057	24 B.LOWETTE	26.451	16	24 B.LOWETTE	1:35.832	1:37.011 (25)
17	7 F.REIJS	22.295	24 B.LOWETTE	47.089	5 S.PEREZ	26.452	17	18 Z.FLORESCU	1:35.849	1:36.100 (15)
18	78 M.NETO	22.306	5 S.PEREZ	47.128	44 E.KACZYNSKI	26.478	18	7 F.REIJS	1:35.859	1:35.927 (14)
19	39 L.COCHET	22.315	11 R.ALIBHAI	47.182	71 S.URUS	26.490	19	25 A.PIÑERA	1:35.900	1:36.180 (16)
20	12 P.KARRAS	22.328	25 A.PIÑERA	47.184	7 F.REIJS	26.507	20	44 E.KACZYNSKI	1:36.104	1:36.437 (19)
21	77 A.PETROVIC	22.331	39 L.COCHET	47.221	32 S.BULBARELLA	26.584	21	39 L.COCHET	1:36.131	1:36.265 (17)
22	9 J.KARRAS	22.337	44 E.KACZYNSKI	47.240	12 P.KARRAS	26.591	22	11 R.ALIBHAI	1:36.157	1:36.294 (18)
23	25 A.PIÑERA	22.338	74 P.RICCOBONO	47.245	11 R.ALIBHAI	26.591	23	74 P.RICCOBONO	1:36.259	1:36.843 (23)
24	74 P.RICCOBONO	22.381	32 S.BULBARELLA	47.256	39 L.COCHET	26.595	24	32 S.BULBARELLA	1:36.296	1:36.675 (22)
25	11 R.ALIBHAI	22.384	9 J.KARRAS	47.456	18 Z.FLORESCU	26.612	25	12 P.KARRAS	1:36.400	1:36.590 (21)
26	44 E.KACZYNSKI	22.386	12 P.KARRAS	47.481	74 P.RICCOBONO	26.633	26	78 M.NETO	1:36.508	1:37.043 (27)
27	83 A.MIETTINEN	22.432	94 J.MOODLEY	47.494	78 M.NETO	26.675	27	9 J.KARRAS	1:36.634	1:37.155 (28)
28	32 S.BULBARELLA	22.456	78 M.NETO	47.527	80 S.FRIGOLET	26.685	28	71 S.URUS	1:36.732	1:37.030 (26)
29	28 M.RADECK	22.500	80 S.FRIGOLET	47.577	28 M.RADECK	26.768	29	80 S.FRIGOLET	1:36.949	1:37.742 (31)
30	13 R.MARTÍNEZ	22.515	71 S.URUS	47.596	83 A.MIETTINEN	26.820	30	94 J.MOODLEY	1:36.973	1:37.189 (29)
31	94 J.MOODLEY	22.601	83 A.MIETTINEN	47.994	9 J.KARRAS	26.841	31	83 A.MIETTINEN	1:37.246	1:37.460 (30)
32	71 S.URUS	22.646	13 R.MARTÍNEZ	48.053	94 J.MOODLEY	26.878	32	28 M.RADECK	1:37.336	1:38.164 (33)
33	80 S.FRIGOLET	22.687	28 M.RADECK	48.068	10 L.FLUXÁ	26.936	33	13 R.MARTÍNEZ	1:37.579	1:37.795 (32)




F4Spain

ROUND 1 - VALENCIA

Race 3

Best Top Speed


No Driver	Team	Class	Top 1		Top 2		Top 3		Top 4		Top 5		Avg
			Kph	Lap	Kph	Lap	Kph	Lap	Kph	Lap	Kph	Lap	
24 Beau LOWETTE	TC Racing	R	221.5	16	219.4	14	218.7	15	218.0	10	216.7	6	218,9
8 Jacob MICALLEF	Campos Racing	R	220.1	14	216.7	6	216.0	15	216.0	10	214.7	11	216,7
38 Daniel KELLEHER	Campos Racing	R	220.1	9	216.0	15	216.0	14	215.3	10	214.7	16	216,4
7 Felipe REIJS	MP Motorsport	R	218.7	2	217.4	10	216.0	14	214.7	9	214.0	15	216,2
32 Simón BULBARELLA	Drivex	R	218.7	2	216.0	15	216.0	7	215.3	10	214.7	5	216,1
37 Ty FISHER	Griffin Core	R	218.7	14	217.4	15	216.7	9	216.7	6	216.7	2	217,2
77 Andrej PETROVIC	T-Code by Amtog		218.7	17	218.0	14	216.7	15	216.7	2	215.3	7	217,1
5 Sandro PEREZ	TC Racing	R	218.7	10	218.0	6	216.0	17	216.0	15	215.3	14	216,8
11 Rahim ALIBHAI	Monlau Motorsport	R	218.0	10	215.3	15	214.7	2	213.3	14	212.7	9	214,8
12 Philippe Armand KARRAS	G4 Racing		218.0	10	216.7	17	214.7	14	214.0	16	214.0	9	215,5
25 Aleix PIÑERA	Tecnicar	R	218.0	15	217.4	14	216.0	11	216.0	7	215.3	2	216,5
80 Sebastián FRIGOLET		R	218.0	2	216.7	7	215.3	9	212.7	5	212.0	6	214,9
17 Nacho TUÑÓN	T-Code by Amtog		217.4	11	216.7	15	216.7	14	216.7	9	216.0	17	216,7
44 Elliot KACZYNSKI	Drivex	R	217.4	2	215.3	6	215.3	7	212.7	9	211.4	5	214,4
71 Sam URUS	DXR	R	217.4	10	217.4	16	216.7	2	214.7	14	214.0	9	216,0
9 Jean Paul KARRAS	G4 Racing		216.7	10	216.7	2	214.0	9	213.3	16	212.7	6	214,7
18 Zoe FLORESCU	Tecnicar	R	216.7	16	216.7	14	216.0	10	215.3	15	215.3	6	216,0
27 Alexander CHARTIER	Monlau Motorsport	R	216.7	10	216.0	2	214.7	14	214.7	6	214.0	17	215,2
74 Pablo RICCOBONO	GRS Team		216.7	9	216.0	10	214.7	14	214.0	2	213.3	15	214,9
78 Maria NETO	TC Racing	R	216.7	10	216.0	16	216.0	15	215.3	6	215.3	2	215,9
15 Jensen BURNETT	KCL Motorsport	R	216.0	6	215.3	15	215.3	9	214.7	17	214.7	16	215,2
39 Louis COCHET	KCL Motorsport	R	216.0	14	215.3	15	214.7	10	214.0	11	214.0	2	214,8
40 Kasper SCHORMANS	MP Motorsport	R	216.0	15	216.0	9	214.7	14	214.0	16	214.0	11	214,9
73 Fausto ARNAUDO	Monlau Motorsport	R	216.0	16	215.3	15	215.3	14	215.3	5	214.7	9	215,3
83 Alfons MIETTINEN	GRS Team	R	216.0	11	215.3	14	214.0	6	214.0	2	213.3	5	214,5
21 Borys LYZEN	KCL Motorsport	R	215.3	14	215.3	15	214.7	10	214.0	17	214.0	11	214,7
23 Rocco CORONEL	MP Motorsport	R	215.3	14	214.0	10	214.0	9	213.3	16	213.3	15	214,0
28 Max RADECK	DXR	R	215.3	2	215.3	5	166.2	3	79.7	4			169,1
46 Nathan TYE	Drivex		215.3	2	214.7	17	213.3	11	212.7	16	212.7	15	213,7
13 Rodrigo MARTÍNEZ	Tecnicar	R	214.7	2	214.0	11	213.3	10	212.7	15	210.7	5	213,1
81 Noah MONTEIRO	Griffin Core		214.7	16	214.0	17	214.0	15	214.0	14	214.0	11	214,1
22 Vivek KANTHAN	Griffin Core		214.0	11	213.3	15	212.7	17	212.7	2	212.0	16	212,9
94 Jorden MOODLEY	G4 Racing		212.7	9	212.0	16	212.0	11	211.4	15	210.7	14	211,8
10 Luna FLUXÁ	Campos Racing	R											
88 Miki BLASCOS	Monlau Motorsport	R											



F4Spain
ROUND 1 - VALENCIA
Race 3

Lap Chart


No	Pos	Grid	Lap																
			1	2	3	4	5	6	7	8	9	10	11	12	13	14	15	16	17
22	1	22	22	22	22	22	22	22	22	22	22	22	22	22	22	22	22	22	22
81	2	81	21	21	21	21	21	21	21	21	21	21	21	21	21	21	21	21	21
21	3	21	81	81	81	81	81	81	81	81	81	81	81	81	81	81	81	81	81
46	4	46	23	23	23	23	23	23	23	23	23	23	23	23	23	23	23	23	23
37	5	37	40	40	40	40	40	40	40	40	46	46	46	46	46	46	46	46	46
23	6	23	37	77	77	77	46	46	46	46	40	40	40	40	40	40	40	40	40
40	7	40	10	46	46	46	77	77	77	77	38	38	38	38	38	38	38	38	38
38	8	38	77	37	37	37	37	37	37	37	15	15	15	15	15	15	15	15	15
10	9	10	38	38	38	38	38	38	38	38	37	37	37	37	17	17	17	17	17
88	10	88	46	8	8	8	8	8	8	8	44	44	17	17	17	37	8	8	8
8	11	8	8	15	15	15	15	15	15	15	8	17	8	8	8	8	37	37	37
77	12	77	15	44	44	44	44	44	44	44	17	8	11	11	11	11	11	11	11
15	13	15	11	17	17	17	17	17	17	17	32	11	74	74	74	74	74	7	7
11	14	11	44	11	11	11	11	74	74	74	74	74	7	7	7	7	7	25	25
32	15	32	17	74	74	74	74	32	32	32	11	7	39	39	39	39	39	73	73
7	16	7	74	32	32	32	32	11	11	11	7	39	25	25	25	25	25	18	18
44	17	44	7	7	7	7	7	7	7	7	39	25	73	73	73	73	73	78	24
17	18	17	32	39	39	39	39	39	39	39	73	73	24	24	24	24	24	24	5
39	19	39	39	25	25	25	25	25	25	25	25	24	18	18	18	18	18	27	12
74	20	74	25	9	9	9	9	18	18	18	18	18	78	78	78	78	78	5	9
27	21	27	27	27	27	27	27	73	73	73	24	78	12	12	12	27	27	12	71
25	22	25	18	18	18	18	18	12	12	12	80	12	27	27	27	5	5	9	32
18	23	18	9	73	73	73	73	24	24	24	12	27	5	5	5	12	12	71	27
9	24	9	73	12	12	12	12	80	80	80	71	5	9	9	9	9	9	32	77
12	25	12	12	24	24	24	24	71	71	71	78	71	71	71	71	71	71	77	39
73	26	73	5	71	71	71	71	83	83	83	27	9	83	83	83	83	32	39	83
24	27	24	24	80	80	80	80	78	78	78	83	83	94	94	94	94	83	83	94
80	28	80	71	83	83	83	83	5	5	5	5	94	13	13	13	32	77	94	13
71	29	71	80	28	28	28	28	27	27	27	9	13	32	32	32	77	94	13	78
94	30	94	83	94	94	94	94	13	13	13	94	32	77	77	77	13	13		
5	31	5	78	13	13	13	78	94	9	9	13	77							
28	32	28	94	78	78	78	5	9	94	94	77								
83	33	83	28	5	5	13													
13	34	13	13																
78	35	78																	



F4Spain
ROUND 1 - VALENCIA
Race 3

Fastest Lap Sequence

Elapsed	No Driver	Team	Car	Class	Time	Kph	Lap
3:24.768	22 Vivek KANTHAN	Griffin Core	TATUUS T-421		1:43.059	139.9	2
3:25.273	21 Borys LYZEN	KCL Motorsport	TATUUS T-421	R	1:42.955	140.0	2
3:26.012	81 Noah MONTEIRO	Griffin Core	TATUUS T-421		1:41.603	141.9	2
3:26.298	23 Rocco CORONEL	MP Motorsport	TATUUS T-421	R	1:41.418	142.2	2
3:27.243	77 Andrej PETROVIC	T-Code by Amtog	TATUUS T-421		1:41.193	142.5	2
10:00.185	21 Borys LYZEN	KCL Motorsport	TATUUS T-421	R	1:35.967	150.2	5
11:35.485	22 Vivek KANTHAN	Griffin Core	TATUUS T-421		1:35.584	150.8	6
19:20.952	22 Vivek KANTHAN	Griffin Core	TATUUS T-421		1:35.140	151.5	10
29:20.069	22 Vivek KANTHAN	Griffin Core	TATUUS T-421		1:34.928	151.9	15
30:54.762	22 Vivek KANTHAN	Griffin Core	TATUUS T-421		1:34.693	152.3	16
30:55.205	21 Borys LYZEN	KCL Motorsport	TATUUS T-421	R	1:34.631	152.4	16




F4Spain
 ROUND 1 - VALENCIA
 Race 3

Analysis by lap





















Lapped 


No	Lap Time	Gap	No	Lap Time	Gap	No	Lap Time	Gap	No	Lap Time	Gap
94	1:38.307	22.724									
13	1:40.931	27.135									
78	2:00.012	38.099									



F4Spain
 ROUND 1 - VALENCIA
 Race 3

Flag Analysis

Flag	Time
	GREEN FLAG 13:23:23.365
	YELLOW FLAG AT SECTOR 2 13:26:04.118
	SAFETY CAR 13:26:20.205
	GREEN FLAG 13:31:20.987
	YELLOW FLAG AT SECTOR 1 13:33:59.461
	GREEN FLAG AT SECTOR 1 13:34:22.538
	YELLOW FLAG AT SECTOR 3 13:35:00.956
	SAFETY CAR 13:35:14.820
	GREEN FLAG 13:39:10.683
	YELLOW FLAG AT SECTOR 3 13:41:09.901
	GREEN FLAG AT SECTOR 3 13:41:43.898
	YELLOW FLAG AT SECTOR 3 13:43:09.039
	YELLOW FLAG AT SECTOR 1 13:43:37.750
	SAFETY CAR 13:43:57.318
	GREEN FLAG AT SECTOR 1 13:47:14.573
	SAFETY CAR 13:47:18.874
	GREEN FLAG 13:49:09.608
	YELLOW FLAG AT SECTOR 2 13:53:43.867
	CHEQUERED FLAG 13:55:53.273
	GREEN FLAG 13:58:31.500



F4Spain ROUND 1 - VALENCIA Race 3

Sector Analysis


— Invalidated Lap

■ Personal Best

■ Session Best

■ Crossing the pit lane


Lap	Time	Sector 1	Sector 2	Sector 3	T.Sp	Elapsed	Lap	Time	Sector 1	Sector 2	Sector 3	T.Sp	Elapsed	
5	Sandro PEREZ ESP							15	<u>1:36.856</u>	22.547	<u>47.886</u>	26.423	216.0	29:26.957
	TC Racing TATUUS T-421							16	1:35.433	22.128	46.883	26.422	211.4	31:02.390
								17	1:35.412	22.109	46.960	26.343	213.3	32:37.802
1	1:50.603	33.465	49.857	27.281		1:50.603								
2	<u>2:35.672</u>	23.047	<u>1:45.183</u>	27.442	214.0	4:26.275								
3	<u>1:43.206</u>	22.787	<u>47.830</u>	32.589	207.6	6:09.481								
4	2:26.348	35.971	1:04.782	45.595	85.3	8:35.829								
5	<u>1:37.360</u>	23.159	<u>47.503</u>	26.698	214.0	10:13.189								
6	1:38.510	22.851	48.207	27.452	218.0	11:51.699								
7	2:10.263	23.869	1:06.874	39.520	212.7	14:01.962								
8	2:17.064	29.936	1:04.566	42.562	136.3	16:19.026								
9	1:38.548	23.250	48.190	27.108	209.5	17:57.574								
10	<u>1:37.443</u>	22.199	<u>47.360</u>	27.884	218.7	19:35.017								
11	1:48.716	22.626	48.512	37.578	214.0	21:23.733								
12	2:26.793	33.029	1:03.577	50.187	148.0	23:50.526								
13	2:26.759	41.264	1:01.539	43.956	97.1	26:17.285								
14	1:37.397	22.740	47.676	26.981	215.3	27:54.682								
15	<u>1:37.180</u>	<u>23.173</u>	<u>47.462</u>	26.545	216.0	29:31.862								
16	1:36.927	22.484	47.399	27.044	210.7	31:08.789								
17	<u>1:35.936</u>	<u>22.356</u>	47.128	26.452	216.0	32:44.725								
7	Felipe REIJS NLD													
	MP Motorsport TATUUS T-421													
1	1:48.124	31.805	49.253	27.066		1:48.124								
2	1:46.349	23.184	48.940	34.225	218.7	3:34.473								
3	2:21.406	32.525	1:13.575	35.306	144.0	5:55.879								
4	2:33.604	37.982	1:06.614	49.008	87.9	8:29.483								
5	1:37.886	23.372	47.860	26.654	209.5	10:07.369								
6	1:36.336	22.451	47.234	26.651	210.1	11:43.705								
7	2:09.601	24.546	1:06.533	38.522	213.3	13:53.306								
8	2:21.688	30.563	1:05.069	46.056	160.7	16:14.994								
9	1:37.988	22.674	47.770	27.544	214.7	17:52.982								
10	1:37.402	22.884	47.850	26.668	217.4	19:30.384								
11	1:45.753	22.295	47.073	36.385	214.0	21:16.137								
12	2:26.146	34.657	1:04.101	47.388	166.6	23:42.283								
13	2:32.099	42.189	1:03.113	46.797	83.0	26:14.382								
14	1:36.908	22.403	47.691	26.814	216.0	27:51.290								
15	1:37.362	22.420	47.964	26.978	214.0	29:28.652								
16	<u>1:36.407</u>	<u>22.526</u>	47.287	26.594	212.0	31:05.059								
17	1:35.927	22.363	47.057	26.507	210.1	32:40.986								
8	Jacob MICALLEF MLT													
	Campos Racing TATUUS T-421													
1	1:46.980	30.652	48.682	27.646		1:46.980								
2	<u>1:43.119</u>	<u>23.230</u>	47.468	32.421	212.0	3:30.099								
3	2:21.184	32.561	1:12.057	36.566	123.6	5:51.283								
4	2:35.543	36.424	1:07.854	51.265	79.4	8:26.826								
5	<u>1:37.224</u>	22.620	<u>47.880</u>	26.724	214.7	10:04.050								
6	1:36.057	22.482	47.133	26.442	216.7	11:40.107								
7	2:07.468	23.261	1:06.212	37.995	213.3	13:47.575								
8	2:25.116	31.363	1:05.356	48.397	148.0	16:12.691								
9	1:38.140	22.644	47.666	27.830	213.3	17:50.831								
10	<u>1:37.130</u>	<u>23.111</u>	47.435	26.584	216.0	19:27.961								
11	1:45.037	22.444	46.932	35.661	214.7	21:12.998								
12	2:27.458	35.708	1:03.993	47.757	137.4	23:40.456								
13	2:32.605	41.584	1:03.279	47.742	90.5	26:13.061								
14	1:37.040	22.551	47.860	26.629	220.1	27:50.101								
9	Jean Paul KARRAS GRC													
	G4 Racing TATUUS T-421													
1	1:49.902	32.737	49.800	27.365		1:49.902								
2	1:46.578	22.611	48.501	35.466	216.7	3:36.480								
3	2:20.970	32.071	1:13.710	35.189	142.8	5:57.450								
4	2:32.858	38.204	1:06.882	47.772	82.6	8:30.308								
5	1:38.586	23.000	48.745	26.841	212.0	10:08.894								
6	2:01.693	45.127	48.714	27.852	212.7	12:10.587								
7	<u>1:53.714</u>	22.337	<u>51.856</u>	39.521	208.8	14:04.301								
8	2:16.111	29.200	1:04.868	42.043	123.0	16:20.412								
9	1:37.518	22.565	47.737	27.216	214.0	17:57.930								
10	1:37.155	22.423	47.456	27.276	216.7	19:35.085								
11	1:49.400	22.959	48.451	37.990	208.8	21:24.485								
12	2:27.300	33.338	1:03.559	50.403	147.4	23:51.785								
13	2:25.964	41.570	1:00.724	43.670	72.5	26:17.749								
14	1:37.445	22.769	47.831	26.845		27:55.194								
15	1:37.975	22.982	48.092	26.901	209.5	29:33.169								
16	<u>1:37.127</u>	<u>22.551</u>	47.647	26.929	213.3	31:10.296								
17	1:37.461	22.516	47.882	27.063		32:47.757								
10	Luna FLUXÁ ESP													
	Campos Racing TATUUS T-421													
1	1:45.611	29.679	48.996	26.936		1:45.611								
11	Rahim ALIBHAI USA													
	Monlau Motorsport TATUUS T-421													
1	1:47.307	30.820	48.998	27.489		1:47.307								
2	1:44.968	23.365	48.649	32.954	214.7	3:32.275								
3	2:21.336	32.833	1:12.874	35.629	139.4	5:53.611								
4	2:34.591	37.391	1:07.026	50.174	92.2	8:28.202								
5	1:37.198	22.678	47.721	26.799	212.7	10:05.400								
6	1:37.930	23.202	48.103	26.625	207.6	11:43.330								
7	2:09.259	24.042	1:06.752	38.465	212.7	13:52.589								
8	2:22.105	30.748	1:04.947	46.410	147.7	16:14.694								
9	<u>1:38.183</u>	22.551	<u>47.975</u>	27.657	212.7	17:52.877								
10	1:36.531	22.580	47.340	26.611	218.0	19:29.408								
11	1:44.513	22.384	47.208	34.921	211.4	21:13.921								
12	2:27.209	35.428	1:04.147	47.634	148.6	23:41.130								
13	2:32.369	41.756	1:03.040	47.573	81.0	26:13.499								
14	<u>1:36.940</u>	22.575	<u>47.771</u>	26.594	213.3	27:50.439								
15	1:37.548	22.479	48.353	26.716	215.3	29:27.987								
16	<u>1:36.185</u>	<u>22.302</u>	47.182	26.701	212.0	31:04.172								
17	1:36.294	22.437	47.266	26.591	210.1	32:40.466								
12	Philippe Armand KARRAS GRC													
	G4 Racing TATUUS T-421													
1	1:50.340	33.077	49.907	27.356		1:50.340								
2	<u>1:48.224</u>	<u>22.906</u>	48.473	36.845	212.0	3:38.564								
3	2:21.417	32.093	1:13.568	35.756	158.5	5:59.981								
4	2:32.041	38.063	1:06.437	47.541	84.7	8:32.022								
5	1:38.209	23.045	48.253	26.911	210.1	10:10.231								
6	<u>1:37.593</u>	<u>22.862</u>	47.481	27.250	211.4	11:47.824								
7	2:08.469	23.927	1:06.416	38.126	210.1	13:56.293								



F4Spain
ROUND 1 - VALENCIA
Race 3

Sector Analysis

_ Invalidated Lap							■ Personal Best							■ Session Best							B Crossing the pit lane																																																																																										
Lap	Time	Sector 1	Sector 2	Sector 3	T.Sp	Elapsed	Lap	Time	Sector 1	Sector 2	Sector 3	T.Sp	Elapsed	Lap	Time	Sector 1	Sector 2	Sector 3	T.Sp	Elapsed	Lap	Time	Sector 1	Sector 2	Sector 3	T.Sp	Elapsed																																																																																				
8	2:20.630	31.233	1:04.288	45.109	160.0	16:16.923	5	1:36.851	22.474	47.583	26.794	212.7	10:04.754	6	1:36.254	22.516	47.192	26.546	215.3	11:41.008	7	2:08.597	23.804	1:07.591	37.202	216.0	13:49.605	8	2:23.881	31.383	1:05.272	47.226	145.8	16:13.486	9	1:37.409	22.581	48.012	26.816	216.7	17:50.895	10	1:36.311	22.752	47.200	26.359	212.0	19:27.206	11	1:45.228	22.779	46.776	35.673	217.4	21:12.434	12	2:27.349	35.712	1:03.990	47.647	138.0	23:39.783	13	2:33.118	41.619	1:03.132	48.367	80.0	26:12.901	14	1:36.556	22.379	47.464	26.713	216.7	27:49.457	15	1:35.610	22.294	47.011	26.305	216.7	29:25.067	16	1:35.590	22.328	47.966	26.591	212.0	29:32.476	17	1:36.882	22.627	47.583	26.672	216.7	32:45.948	16	1:35.410	22.050	47.033	26.327	216.0	31:00.477	17	1:35.535	22.139	47.038	26.358	216.0	32:36.012
13 Rodrigo MARTÍNEZ MEX							18 Zoe FLORESCU ROU							21 Borys LYZEN POL							22 Vivek KANTHAN USA																																																																																										
Tecnicar TATUUS T-421							Tecnicar TATUUS T-421							KCL Motorsport TATUUS T-421							Griffin Core TATUUS T-421																																																																																										
1	1:53.842	35.219	50.740	27.883		1:53.842	1	1:49.736	32.756	49.680	27.300		1:49.736	1	1:42.318	28.195	47.301	26.822		1:42.318	1	1:41.709	27.866	47.109	26.734		1:41.709																																																																																				
2	1:49.641	23.105	51.071	35.465	214.7	3:43.483	2	1:47.866	22.969	48.590	36.307	214.0	3:37.602	2	1:42.955	22.428	46.728	33.799	212.0	3:25.273	2	1:44.214	23.183	48.328	32.703	215.3	3:31.814																																																																																				
3	2:22.859	32.410	1:17.253	33.196	165.4	6:06.342	3	2:21.030	31.842	1:13.861	35.327	132.4	5:58.632	3	2:21.880	32.565	1:12.261	37.054	141.1	5:47.153	3	2:21.220	32.691	1:12.267	36.262	130.9	5:53.034																																																																																				
4	2:29.137	37.695	1:04.837	46.605	82.6	8:35.479	4	2:32.597	38.222	1:06.543	47.832	86.5	8:31.229	4	2:37.065	35.761	1:08.156	53.148	106.3	8:24.218	4	2:34.869	36.978	1:07.484	50.407	92.4	8:27.903																																																																																				
5	1:40.151	23.905	48.944	27.302	210.7	10:15.630	5	1:38.326	22.634	48.554	27.138	213.3	10:09.555	5	1:35.967	22.411	47.032	26.524	212.7	10:00.185	5	2:34.869	36.978	1:07.484	50.407	92.4	8:27.903																																																																																				
6	1:39.894	23.148	48.330	28.416	210.7	11:55.524	6	1:36.100	22.229	47.008	26.863	215.3	11:45.655	6	1:35.585	22.307	46.849	26.429	212.7	11:35.770	6	1:35.544	22.321	46.943	26.280	215.3	29:24.596																																																																																				
7	2:07.734	23.030	1:05.013	39.691	209.5	14:03.258	7	2:09.133	24.129	1:06.742	38.262	212.7	13:54.788	7	2:07.404	22.463	1:06.888	38.053	212.0	13:43.174	7	1:35.384	22.240	46.854	26.290	214.7	30:59.980																																																																																				
8	2:16.968	29.588	1:04.970	42.410	125.4	16:20.226	8	2:21.296	30.468	1:05.357	45.471	159.3	16:16.084	8	2:27.183	31.269	1:05.025	50.889	146.8	16:10.357	8	1:35.832	22.194	46.890	26.748	214.7	32:35.812																																																																																				
9	1:40.150	23.544	49.084	27.522	210.7	18:00.376	9	1:37.879	22.597	47.673	27.609	214.7	17:53.963	9	1:35.737	22.292	47.054	26.391	212.7	17:46.094	9	1:45.362	22.127	46.790	36.445	213.3	21:11.050																																																																																				
10	1:37.795	22.731	48.053	27.011	213.3	19:38.171	10	1:38.563	23.320	48.351	26.892	216.0	19:32.526	10	1:35.313	22.214	46.799	26.300	214.7	19:21.407	10	1:45.362	22.127	46.790	36.445	213.3	21:11.050																																																																																				
11	1:49.072	22.999	48.506	37.567	214.0	21:27.243	11	1:47.897	22.261	47.522	38.114	214.7	21:20.423	11	1:45.704	21.992	46.660	37.052	214.0	21:07.111	11	1:45.362	22.127	46.790	36.445	213.3	21:11.050																																																																																				
12	2:27.897	33.209	1:03.238	51.450	158.5	23:55.140	12	2:24.798	33.638	1:03.496	47.664	161.9	23:45.221	12	2:27.824	35.815	1:04.634	47.375	135.3	23:34.935	12	2:27.623	35.592	1:04.400	47.631	127.8	23:38.673																																																																																				
13	2:25.032	41.146	1:00.384	43.502	71.6	26:20.172	13	2:30.664	42.636	1:02.635	45.393	81.5	26:15.885	13	2:35.185	41.336	1:03.212	50.637	82.7	26:10.120	13	2:33.575	41.491	1:03.252	48.832	105.2	26:12.248																																																																																				
14	1:39.444	23.707	48.583	27.154		27:59.616	14	1:37.091	22.642	47.752	26.697	216.7	27:52.976	14	1:35.469	22.387	46.780	26.302	215.3	27:45.589	14	1:36.804	22.598	47.648	26.558	214.0	27:49.052																																																																																				
15	1:37.712	22.474	48.091	27.147	212.7	29:37.328	15	1:36.942	22.266	47.952	26.724	215.3	29:29.918	15	1:34.985	22.033	46.619	26.333	215.3	29:20.574	15	1:36.804	22.598	47.648	26.558	214.0	27:49.052																																																																																				
16	1:38.784	22.515	48.910	27.359		31:16.112	16	1:37.351	22.648	48.024	26.679	216.7	31:07.269	16	1:34.631	21.981	46.442	26.208	213.3	30:55.205	16	1:35.544	22.321	46.943	26.280	215.3	29:24.596																																																																																				
17	1:40.931	22.732	50.019	28.180		32:57.043	17	1:36.361	22.401	47.348	26.612		32:43.630	17	1:35.383	22.037	46.665	26.681	214.0	32:30.588	17	1:35.832	22.194	46.890	26.748	214.7	32:35.812																																																																																				



F4Spain


ROUND 1 - VALENCIA

Race 3

Sector Analysis

— Invalidated Lap ■ Personal Best ■ Session Best ■ Crossing the pit lane


Lap	Time	Sector 1	Sector 2	Sector 3	T.Sp	Elapsed	Lap	Time	Sector 1	Sector 2	Sector 3	T.Sp	Elapsed
23 Rocco CORONEL NLD MP Motorsport TATUUS T-421													
1	1:44.880	28.962	48.710	27.208		1:44.880							
2	1:41.418	22.289	47.142	31.987	212.0	3:26.298							
3	2:21.910	32.446	1:12.214	37.250	143.1	5:48.208							
4	2:36.637	35.572	1:08.308	52.757	106.7	8:24.845							
5	1:36.666	22.680	47.307	26.679	212.7	10:01.511							
6	1:35.868	22.273	47.017	26.578	212.0	11:37.379							
7	2:06.617	22.248	1:06.405	37.964	213.3	13:43.996							
8	2:26.894	31.466	1:04.926	50.502	143.1	16:10.890							
9	1:36.607	22.653	47.417	26.537	214.0	17:47.497							
10	1:35.566	22.121	46.989	26.456	214.0	19:23.063							
11	1:45.123	22.086	46.718	36.319	212.0	21:08.186							
12	2:27.889	35.568	1:04.861	47.460	123.4	23:36.075							
13	2:34.811	41.305	1:03.202	50.304	99.5	26:10.886							
14	1:35.901	22.301	47.270	26.330	215.3	27:46.787							
15	1:35.130	22.050	46.805	26.275	213.3	29:21.917							
16	1:35.671	22.066	46.771	26.834	213.3	30:57.588							
17	1:35.732	22.508	46.778	26.446	210.1	32:33.320							
24 Beau LOWETTE BEL TC Racing TATUUS T-421													
1	1:50.608	33.339	49.811	27.458		1:50.608							
2	1:48.926	22.857	48.612	37.457	216.0	3:39.534							
3	2:21.334	32.049	1:13.692	35.593	144.3	6:00.868							
4	2:31.296	38.008	1:06.379	46.909	81.2	8:32.164							
5	1:38.272	22.959	48.505	26.808	213.3	10:10.436							
6	1:37.491	22.940	47.350	27.201	216.7	11:47.927							
7	2:08.989	24.247	1:06.537	38.205	212.7	13:56.916							
8	2:20.262	31.410	1:04.048	44.804	146.8	16:17.178							
9	1:37.393	22.558	47.528	27.307	215.3	17:54.571							
10	1:37.502	22.591	48.188	26.723	218.0	19:32.073							
11	1:47.199	22.292	47.436	37.471	214.7	21:19.272							
12	2:25.203	34.057	1:03.698	47.448	160.0	23:44.475							
13	2:31.090	42.873	1:02.445	45.772	79.2	26:15.565							
14	1:37.011	22.721	47.683	26.607	219.4	27:52.576							
15	1:37.051	22.364	47.959	26.728	218.7	29:29.627							
16	1:38.407	23.002	48.720	26.685	221.5	31:08.034							
17	1:35.838	22.298	47.089	26.451	213.3	32:43.872							
25 Aleix PIÑERA ESP Tecnicar TATUUS T-421													
1	1:48.915	32.374	49.367	27.174		1:48.915							
2	1:46.626	23.120	48.881	34.625	215.3	3:35.541							
3	2:21.299	32.217	1:13.702	35.380	141.1	5:56.840							
4	2:33.067	37.746	1:07.109	48.212	84.1	8:29.907							
5	1:38.351	23.104	48.452	26.795	210.7	10:08.258							
6	1:36.180	22.356	47.184	26.640	214.7	11:44.438							
7	2:09.631	24.656	1:06.641	38.334	216.0	13:54.069							
8	2:21.723	30.614	1:05.372	45.737	167.4	16:15.792							
9	1:37.980	22.577	47.702	27.701	212.7	17:53.772							
10	1:37.339	22.629	48.241	26.469	214.0	19:31.111							
11	1:46.262	22.338	47.348	36.576	216.0	21:17.373							
12	2:25.743	34.285	1:04.092	47.366	170.7	23:43.116							
13	2:31.836	42.385	1:03.060	46.391	80.8	26:14.952							
14	1:36.846	22.774	47.552	26.520	217.4	27:51.798							
15	1:37.404	22.742	47.669	26.993	218.0	29:29.202							
16	1:36.911	23.092	47.441	26.378	210.7	31:06.113							
17	1:36.009	22.240	47.247	26.522		32:42.122							
27 Alexander CHARTIER ITA Monlau Motorsport TATUUS T-421													
1	1:49.065	32.574	49.506	26.985		1:49.065							
2	1:47.762	23.077	49.073	35.612	216.0	3:36.827							
3	2:20.923	32.093	1:13.769	35.061	135.5	5:57.750							
4	2:32.977	38.484	1:06.766	47.727	82.1	8:30.727							
5	1:38.467	22.757	48.719	26.991	214.0	10:09.194							
6	1:43.077	28.974	47.557	26.546	214.7	11:52.271							
7	2:10.049	23.743	1:06.793	39.513	214.0	14:02.320							
8	2:16.791	29.973	1:04.823	41.995	134.0	16:19.111							
9	1:37.095	22.992	47.589	26.514	214.0	17:56.206							
10	1:38.631	22.279	48.608	27.744	216.7	19:34.837							
11	1:47.965	22.454	48.194	37.317	214.0	21:22.802							
12	2:26.919	33.460	1:03.541	49.918	154.3	23:49.721							
13	2:27.277	41.294	1:01.417	44.566	89.0	26:16.998							
14	1:37.495	22.477	47.842	27.176	214.7	27:54.493							
15	1:36.470	22.982	47.044	26.444	210.1	29:30.963							
16	1:37.497	22.267	48.431	26.799	214.0	31:08.460							
17	1:41.510	24.858	49.333	27.319	214.0	32:49.970							
28 Max RADECK PRT DXR TATUUS T-421													
1	1:52.703	34.511	50.588	27.604		1:52.703							
2	1:49.680	23.002	49.841	36.837	215.3	3:42.383							
3	2:22.017	32.447	1:15.706	33.864	166.2	6:04.400							
4	2:29.490	38.217	1:05.392	45.881	79.7	8:33.890							
5	1:38.164	22.797	48.599	26.768	215.3	10:12.054							
32 Simón BULBARELLA ARG Drivex TATUUS T-421													
1	1:48.326	31.452	49.345	27.529		1:48.326							
2	1:45.301	22.794	48.683	33.824	218.7	3:33.627							
3	2:21.696	32.898	1:12.926	35.872	146.4	5:55.323							
4	2:33.638	37.328	1:06.897	49.413	88.3	8:28.961							
5	1:37.003	22.519	47.597	26.887	214.7	10:05.964							
6	1:36.819	22.546	47.689	26.584	213.3	11:42.783							



F4Spain ROUND 1 - VALENCIA Race 3

Sector Analysis


— Invalidated Lap							■ Personal Best		■ Session Best		■ Crossing the pit lane		
Lap	Time	Sector 1	Sector 2	Sector 3	T.Sp	Elapsed	Lap	Time	Sector 1	Sector 2	Sector 3	T.Sp	Elapsed
7	2:08.888	23.780	1:06.720	38.388	216.0	13:51.671	4	2:33.072	37.726	1:06.848	48.498	86.8	8:29.569
8	2:22.632	30.952	1:05.031	46.649	147.1	16:14.303	5	1:38.317	23.445	48.061	26.811	208.8	10:07.886
9	1:37.995	22.519	48.040	27.436	213.3	17:52.298	6	1:36.265	22.316	47.276	26.673	212.7	11:44.151
10	1:47.710B	23.531	50.089	34.090	215.3	19:40.008	7	2:09.525	24.487	1:06.511	38.527	212.7	13:53.676
11	2:18.756	1:03.816	47.909	27.031		21:58.764	8	2:21.641	30.617	1:05.114	45.910	164.2	16:15.317
12	1:57.320	23.241	47.303	46.776	211.4	23:56.084	9	1:37.973	22.607	47.776	27.590	213.3	17:53.290
13	2:24.196	40.912	1:00.411	42.873	70.7	26:20.280	10	1:37.471	22.730	48.146	26.595	214.7	19:30.761
14	1:36.735	22.829	47.256	26.650		27:57.015	11	1:46.045	22.315	47.221	36.509	214.0	21:16.806
15	1:37.240	22.679	47.494	27.067	216.0	29:34.255	12	2:25.843	34.378	1:04.187	47.278	171.5	23:42.649
16	1:36.675	22.456	47.460	26.759	213.3	31:10.930	13	2:32.008	42.187	1:03.199	46.622	81.1	26:14.657
17	1:38.745	22.828	48.755	27.162		32:49.675	14	1:36.932	22.643	47.583	26.706	216.0	27:51.589
37 Ty FISHER CAN Griffin Core TATUUS T-421							40 Kasper SCHORMANS NLD MP Motorsport TATUUS T-421						
1	1:45.489	29.360	49.004	27.125		1:45.489	1	1:45.249	29.494	48.514	27.241		1:45.249
2	1:43.190	22.821	48.718	31.651	216.7	3:28.679	2	1:41.487	22.486	47.089	31.912	212.7	3:26.736
3	2:21.321	32.150	1:12.405	36.766	132.2	5:50.000	3	2:21.832	32.507	1:12.364	36.961	144.9	5:48.568
4	2:36.215	35.805	1:08.268	52.142	96.5	8:26.215	4	2:36.734	35.643	1:08.334	52.757	118.2	8:25.302
5	1:37.060	22.795	47.640	26.625	214.7	10:03.275	5	1:36.730	22.467	47.513	26.750	212.7	10:02.032
6	1:35.781	22.471	46.974	26.336	216.7	11:39.056	6	1:35.825	22.361	46.951	26.513	214.0	11:37.857
7	2:07.201	23.122	1:06.158	37.921	216.0	13:46.257	7	2:06.717	22.325	1:06.331	38.061	212.0	13:44.574
8	2:25.774	31.216	1:05.124	49.434	149.6	16:12.031	8	2:26.540	31.262	1:05.137	50.141	152.2	16:11.114
9	1:38.489	22.579	47.766	28.144	216.7	17:50.520	9	1:37.668	22.648	48.240	26.780	216.0	17:48.782
10	1:35.918	22.514	47.041	26.363	212.0	19:26.438	10	1:35.814	22.508	46.781	26.525	212.7	19:24.596
11	1:45.398	22.128	46.894	36.376	215.3	21:11.836	11	1:44.802	22.120	46.658	36.024	214.0	21:09.398
12	2:27.306	35.489	1:04.267	47.550	132.2	23:39.142	12	2:27.895	35.713	1:04.563	47.619	112.8	23:37.293
13	2:33.371	41.655	1:03.212	48.504	85.8	26:12.513	13	2:34.209	41.602	1:02.724	49.883	108.0	26:11.502
14	1:37.195	22.920	47.637	26.638	218.7	27:49.708	14	1:36.725	22.768	47.500	26.457	214.7	27:48.227
15	1:37.670	22.986	48.182	26.502	217.4	29:27.378	15	1:35.414	22.226	46.763	26.425	216.0	29:23.641
16	1:35.740	22.284	47.017	26.439	213.3	31:03.118	16	1:35.116	22.177	46.620	26.319	214.0	30:58.757
17	1:35.757	22.179	47.036	26.542	215.3	32:38.875	17	1:35.279	22.205	46.790	26.284	212.7	32:34.036
38 Daniel KELLEHER IRE Campos Racing TATUUS T-421							44 Elliot KACZYNSKI SWE Drivex TATUUS T-421						
1	1:46.420	30.132	49.050	27.238		1:46.420	1	1:47.502	31.052	48.951	27.499		1:47.502
2	1:42.835	22.974	47.819	32.042	212.7	3:29.255	2	1:43.929	23.148	47.699	33.082	217.4	3:31.431
3	2:21.280	32.468	1:12.283	36.529	123.6	5:50.535	3	2:21.238	32.225	1:12.454	36.559	130.9	5:52.669
4	2:36.021	36.623	1:07.817	51.581	89.0	8:26.556	4	2:34.856	36.642	1:07.561	50.653	85.0	8:27.525
5	1:37.198	22.783	47.687	26.728	212.7	10:03.754	5	1:36.986	22.426	47.855	26.705	211.4	10:04.511
6	1:35.771	22.448	47.022	26.301	211.4	11:39.525	6	1:36.244	22.386	47.380	26.478	215.3	11:40.755
7	2:07.489	23.307	1:06.391	37.791	213.3	13:47.014	7	2:08.443	23.581	1:06.347	38.515	215.3	13:49.198
8	2:25.227	31.188	1:05.168	48.871	163.4	16:12.241	8	2:24.078	31.033	1:05.298	47.747	152.9	16:13.276
9	1:37.420	22.921	47.590	26.909	220.1	17:49.661	9	1:37.276	22.846	47.812	26.618	212.7	17:50.552
10	1:35.636	22.291	46.880	26.465	215.3	19:25.297	10	1:36.437	22.684	47.240	26.513	210.7	19:26.989
11	1:45.010	22.046	46.728	36.236	213.3	21:10.307	46 Nathan TYE GBR Drivex TATUUS T-421						
12	2:27.616	35.592	1:04.602	47.422	112.0	23:37.923	1	1:46.527	28.811	48.524	29.192		1:46.527
13	2:34.021	41.628	1:03.206	49.187	95.6	26:11.944	2	1:41.688	22.588	47.449	31.651	215.3	3:28.215
14	1:36.741	22.625	47.564	26.552	216.0	27:48.685	3	2:21.270	32.039	1:12.349	36.882	134.7	5:49.485
15	1:35.539	22.183	46.952	26.404	216.0	29:24.224	4	2:36.559	35.731	1:08.401	52.427	97.5	8:26.044
16	1:35.340	22.155	46.814	26.371	214.7	30:59.564	5	1:36.518	22.526	47.472	26.520	208.2	10:02.562
17	1:35.535	22.167	46.930	26.438	212.7	32:35.099	6	1:35.643	22.200	46.978	26.465	212.0	11:38.205
39 Louis COCHET NLD KCL Motorsport TATUUS T-421							7	2:06.837	22.965	1:05.833	38.039	212.7	13:45.042
1	1:48.805	32.114	49.492	27.199		1:48.805							
2	1:46.271	22.740	48.991	34.540	214.0	3:35.076							
3	2:21.421	32.292	1:13.540	35.589	139.4	5:56.497							



F4Spain
ROUND 1 - VALENCIA
Race 3

Sector Analysis

_ Invalidated Lap							■ Personal Best							■ Session Best							B Crossing the pit lane																																																																																																								
Lap	Time	Sector 1	Sector 2	Sector 3	T.Spd	Elapsed	Lap	Time	Sector 1	Sector 2	Sector 3	T.Spd	Elapsed	Lap	Time	Sector 1	Sector 2	Sector 3	T.Spd	Elapsed	Lap	Time	Sector 1	Sector 2	Sector 3	T.Spd	Elapsed																																																																																																		
8	2:26.456	31.269	1:05.021	50.166	146.8	16:11.498	5	<u>1:36.875</u>	<u>22.455</u>	<u>47.773</u>	26.647	213.3	10:05.465	6	1:37.031	22.898	47.464	26.669	211.4	11:42.496	7	2:08.027	23.634	1:06.645	37.748	211.4	13:50.523	8	2:23.359	31.249	1:05.216	46.894	143.7	16:13.882	9	1:38.846	22.546	48.746	27.554	216.7	17:52.728	10	<u>1:37.251</u>	<u>22.809</u>	<u>47.809</u>	26.633	216.0	19:29.979	11	1:45.504	22.381	47.245	35.878	213.3	21:15.483	12	2:26.203	34.618	1:04.241	47.344	165.4	23:41.686	13	2:32.353	41.933	1:03.138	47.282	89.1	26:14.039	14	1:36.843	22.454	47.676	26.713	214.7	27:50.882	15	1:37.690	22.418	48.249	27.023	213.3	29:28.572																																										
71	Sam URUS	MCO					77	Andrej PETROVIC	SRB																																																																																																																				
	DXR	TATUUS T-421						T-Code by Amtog	TATUUS T-421																																																																																																																				
1	1:51.209	33.763	49.780	27.666		1:51.209	1	1:46.050	29.930	48.798	27.322		1:46.050	2	1:41.193	22.430	47.351	31.412	216.7	3:27.243	3	2:21.826	32.485	1:12.419	36.922	138.8	5:49.069	4	2:36.541	35.519	1:08.605	52.417	111.7	8:25.610	5	1:37.395	22.564	48.123	26.708	212.7	10:03.005	6	1:35.733	22.331	46.981	26.421	214.7	11:38.738	7	<u>2:07.099</u>	<u>22.912</u>	1:06.124	38.063	215.3	13:45.837	8	2:25.944	30.954	1:05.213	49.777	149.6	16:11.781	9	<u>2:29.095</u> B	<u>22.655</u>	47.770	1:18.670	214.0	18:40.876	10	2:08.380	54.499	47.315	26.566		20:49.256	11	1:37.559	23.273	47.430	26.856	206.9	22:26.815	12	1:37.631	23.188	47.421	27.022	204.5	24:04.446	13	2:16.257	33.057	1:01.389	41.811	152.6	26:20.703	14	1:36.561	22.873	47.203	26.485	218.0	27:57.264	15	1:37.743	22.840	47.538	27.365	216.7	29:35.007	16	1:36.164	22.387	47.156	26.621	214.0	31:11.171	17	1:37.497	23.024	47.779	26.694	206.9	32:47.877
73	Fausto ARNAUDO	ARG					78	Maria NETO	PRT																																																																																																																				
	Monlau Motorsport	TATUUS T-421						TC Racing	TATUUS T-421																																																																																																																				
1	1:50.315	33.072	49.670	27.573		1:50.315	1	1:52.525	34.524	50.300	27.701		1:52.525	2	<u>1:53.232</u>	22.709	<u>54.493</u>	36.030	215.3	3:45.757	3	2:23.228	30.965	1:18.912	33.351	160.4	6:08.985	4	2:26.587	35.922	1:04.612	46.053	86.7	8:35.572	5	1:37.392	23.131	47.586	26.675	212.0	10:12.964	6	1:38.643	22.936	48.178	27.529	215.3	11:51.607	7	2:10.069	23.563	1:06.295	40.211	210.7	14:01.676	8	2:16.890	29.578	1:04.321	42.991	149.0	16:18.566	9	1:37.100	22.813	47.527	26.760	213.3	17:55.666	10	<u>1:38.484</u>	22.664	<u>48.593</u>	27.227	216.7	19:34.150	11	<u>1:47.031</u>	22.363	<u>47.303</u>	37.365	211.4	21:21.181	12	2:26.554	33.317	1:03.524	49.713	149.6	23:47.735	13	2:28.539	41.154	1:02.122	45.263	80.6	26:16.274	14	1:37.043	22.605	47.750	26.688	213.3	27:53.317	15	<u>1:36.890</u>	22.306	<u>47.838</u>	26.746	216.0	29:30.207	16	<u>1:37.788</u>	22.559	<u>48.402</u>	26.827	216.0	31:07.995	17	1:35.819	22.245	47.173	26.401	213.3	32:42.502
74	Pablo RICCOBONO	ESP					80	Sebastián FRIGOLET	MEX																																																																																																																				
	GRS Team	TATUUS T-421						DXR	TATUUS T-421																																																																																																																				
1	1:48.000	31.275	49.363	27.362		1:48.000	1	1:51.527	33.735	50.047	27.745		1:51.527	2	<u>1:49.292</u>	<u>22.694</u>	<u>49.757</u>	36.841	218.0	3:40.819	3	2:21.477	32.387	1:14.463	34.627	174.5	6:02.296																																																																																																		



F4Spain ROUND 1 - VALENCIA Race 3

Sector Analysis


— Invalidated Lap ■ Personal Best ■ Session Best B Crossing the pit lane

Lap	Time	Sector 1	Sector 2	Sector 3	T.Spd	Elapsed	Lap	Time	Sector 1	Sector 2	Sector 3	T.Spd	Elapsed
4	2:30.907	38.480	1:05.603	46.824	82.3	8:33.203	9	1:38.752	23.345	48.354	27.053	212.7	17:59.455
5	1:37.742	22.693	48.194	26.855	212.7	10:10.945	10	1:37.189	22.634	47.494	27.061	210.1	19:36.644
6	<u>1:37.196</u>	<u>22.932</u>	<u>47.579</u>	26.685	212.0	11:48.141	11	1:49.526	22.704	48.468	38.354	212.0	21:26.170
7	2:10.202	24.505	1:06.860	38.837	216.7	13:58.343	12	2:27.912	33.531	1:03.209	51.172	157.4	23:54.082
8	2:19.118	30.518	1:04.535	44.065	157.1	16:17.461	13	2:25.223	41.152	1:00.477	43.594	73.6	26:19.305
9	<u>1:37.419</u>	22.687	47.577	<u>27.155</u>	215.3	17:54.880	14	1:37.606	22.601	48.001	27.004	210.7	27:56.911
81 Noah MONTEIRO PRT Griffin Core TATUUS T-421							15	<u>1:38.569</u>	<u>23.053</u>	48.229	27.287	211.4	29:35.480
							16	1:38.845	22.822	48.315	27.708	212.0	31:14.325
							17	1:38.307	22.635	48.563	27.109		32:52.632

1	1:44.409	28.679	48.784	26.946		1:44.409
2	1:41.603	22.368	47.255	31.980	210.1	3:26.012
3	2:21.766	32.323	1:12.320	37.123	146.8	5:47.778
4	2:36.782	35.642	1:08.083	53.057	105.2	8:24.560
5	1:36.504	22.773	47.227	26.504	214.0	10:01.064
6	1:35.839	22.397	46.936	26.506	212.7	11:36.903
7	2:06.690	22.278	1:06.409	38.003	210.1	13:43.593
8	2:27.013	31.351	1:04.925	50.737	138.2	16:10.606
9	<u>1:36.410</u>	<u>22.713</u>	47.267	26.430	214.0	17:47.016
10	1:35.278	22.225	46.687	26.366	212.7	19:22.294
11	1:45.404	22.085	46.667	36.652	214.0	21:07.698
12	2:27.701	35.672	1:04.808	47.221	130.4	23:35.399
13	2:35.014	41.522	1:03.118	50.374	93.5	26:10.413
14	1:35.883	22.483	47.147	26.253	214.0	27:46.296
15	1:34.950	22.074	46.722	26.154	214.0	29:21.246
16	1:34.892	22.106	46.525	26.261	214.7	30:56.138
17	1:35.315	22.037	46.866	26.412	214.0	32:31.453

83 Alfons MIETTINEN FIN GRS Team TATUUS T-421						
1	1:52.092	34.115	50.304	27.673		1:52.092
2	<u>1:49.418</u>	22.759	<u>50.029</u>	36.630	214.0	3:41.510
3	2:21.513	32.651	1:14.362	34.500	164.6	6:03.023
4	2:30.595	38.619	1:05.343	46.633	83.2	8:33.618
5	1:38.344	22.992	48.375	26.977	213.3	10:11.962
6	1:39.180	23.062	48.188	27.930	214.0	11:51.142
7	2:08.921	23.483	1:06.252	39.186	212.0	14:00.063
8	2:18.276	30.070	1:04.937	43.269	162.3	16:18.339
9	1:39.121	23.274	48.703	27.144	212.7	17:57.460
10	1:38.305	23.149	48.056	27.100	212.0	19:35.765
11	1:50.044	23.015	48.718	38.311	216.0	21:25.809
12	2:27.464	33.337	1:03.404	50.723	148.3	23:53.273
13	2:25.537	41.475	1:00.458	43.604	73.7	26:18.810
14	1:37.460	22.646	47.994	26.820	215.3	27:56.270
15	1:38.691	22.703	48.072	27.916	212.7	29:34.961
16	1:39.029	23.375	48.593	27.061	212.0	31:13.990
17	1:37.657	22.432	48.165	27.060	210.1	32:51.647

94 Jorden MOODLEY ZAF G4 Racing TATUUS T-421						
1	1:52.644	34.296	50.299	28.049		1:52.644
2	<u>1:50.185</u>	23.470	<u>50.385</u>	36.330	210.7	3:42.829
3	2:22.543	32.430	1:16.441	33.672	164.6	6:05.372
4	2:29.030	37.766	1:05.125	46.139	80.2	8:34.402
5	<u>1:38.343</u>	22.896	<u>48.569</u>	26.878	210.1	10:12.745
6	<u>1:46.963</u>	<u>22.790</u>	48.245	35.928	210.7	11:59.708
7	2:07.058 B	24.115	1:00.178	42.765	208.8	14:06.766
8	2:13.937	57.244	48.141	28.552		16:20.703




F4Spain

ROUND 1 - VALENCIA

Race 3

Track Limits Analysis

No	Driver	Team	T.L. Nr	Camera	Lap	Time		
5	Sandro PEREZ	TC Racing	1	Turn 11	2	13:27:21.231		
5	Sandro PEREZ	TC Racing	2	Turn 4	3	13:28:19.845		
5	Sandro PEREZ	TC Racing	3	Turn 4	5	13:32:29.840		
5	Sandro PEREZ	TC Racing	4	Turn 4	10	13:41:50.586		
5	Sandro PEREZ	TC Racing	5	Turn 2	15	13:51:39.326		
5	Sandro PEREZ	TC Racing	6	Turn 4	15	13:51:48.389		
5	Sandro PEREZ	TC Racing	7	Turn 2	17	13:54:53.258		
							Total Infractions:	7
7	Felipe REIJS	MP Motorsport	1	Turn 1	16	13:53:03.095		
							Total Infractions:	1
8	Jacob MICALLEF	Campos Racing	1	Turn 2	2	13:25:31.726		
8	Jacob MICALLEF	Campos Racing	2	Turn 4	5	13:32:20.121		
8	Jacob MICALLEF	Campos Racing	3	Turn 2	10	13:41:35.391		
8	Jacob MICALLEF	Campos Racing	4	Turn 1	10	13:41:25.509		
8	Jacob MICALLEF	Campos Racing	5	Turn 4	15	13:51:43.179		
							Total Infractions:	5
9	Jean Paul KARRAS	G4 Racing	1	Turn 4	7	13:36:03.851		
9	Jean Paul KARRAS	G4 Racing	2	Turn 2	16	13:53:17.595		
							Total Infractions:	2
10	Luna FLUXÁ	Campos Racing	1	Turn 2	2	13:25:30.064		
							Total Infractions:	1
11	Rahim ALIBHAI	Monlau Motorsport	1	Turn 11	9	13:40:46.292		
11	Rahim ALIBHAI	Monlau Motorsport	2	Turn 4	14	13:50:06.982		
11	Rahim ALIBHAI	Monlau Motorsport	3	Turn 2	16	13:53:12.317		
							Total Infractions:	3
12	Philippe Armand KARRAS	G4 Racing	1	Turn 1	2	13:25:26.926		
12	Philippe Armand KARRAS	G4 Racing	2	Turn 2	2	13:25:34.605		
12	Philippe Armand KARRAS	G4 Racing	3	Turn 2	6	13:33:54.868		
12	Philippe Armand KARRAS	G4 Racing	4	Turn 6	10	13:42:01.766		
12	Philippe Armand KARRAS	G4 Racing	5	Turn 2	15	13:51:39.326		
							Total Infractions:	5
13	Rodrigo MARTÍNEZ	Tecnicar	1	Turn 6	2	13:26:00.789		
13	Rodrigo MARTÍNEZ	Tecnicar	2	Turn 1	15	13:51:33.956		
13	Rodrigo MARTÍNEZ	Tecnicar	3	Turn 2	17	13:55:00.867		
							Total Infractions:	3
15	Jensen BURNETT	KCL Motorsport	1	Turn 2	2	13:25:31.726		
15	Jensen BURNETT	KCL Motorsport	2	Turn 2	6	13:33:48.522		
15	Jensen BURNETT	KCL Motorsport	3	Turn 4	6	13:33:57.648		
15	Jensen BURNETT	KCL Motorsport	4	Turn 1	7	13:35:14.717		
							Total Infractions:	4
17	Nacho TUÑÓN	T-Code by Amtog	1	Turn 2	2	13:25:31.726		
17	Nacho TUÑÓN	T-Code by Amtog	2	Turn 2	9	13:39:57.462		
17	Nacho TUÑÓN	T-Code by Amtog	3	Turn 1	9	13:39:48.106		
17	Nacho TUÑÓN	T-Code by Amtog	4	Turn 1	17	13:54:34.960		
							Total Infractions:	4
18	Zoe FLORESCU	Tecnicar	1	Turn 1	2	13:25:23.780		
18	Zoe FLORESCU	Tecnicar	2	Turn 14	9	13:41:08.688		
18	Zoe FLORESCU	Tecnicar	3	Turn 2	16	13:53:13.589		
							Total Infractions:	3
21	Borys LYZEN	KCL Motorsport	1	Turn 1	9	13:39:45.162		
21	Borys LYZEN	KCL Motorsport	2	Turn 1	10	13:41:20.641		
							Total Infractions:	2
22	Vivek KANTHAN	Griffin Core	1	Turn 4	5	13:32:16.922		




F4Spain

ROUND 1 - VALENCIA

Race 3

Track Limits Analysis

No	Driver	Team	T.L. Nr	Camera	Lap	Time	
22	Vivek KANTHAN	Griffin Core	2	Turn 1	7	13:35:10.109	
22	Vivek KANTHAN	Griffin Core	3	Turn 1	11	13:42:55.503	
						Total Infractions:	3
23	Rocco CORONEL	MP Motorsport	1	Turn 2	5	13:32:09.054	
						Total Infractions:	1
24	Beau LOWETTE	TC Racing	1	Turn 2	2	13:25:35.599	
24	Beau LOWETTE	TC Racing	2	Turn 2	10	13:41:38.655	
24	Beau LOWETTE	TC Racing	3	Turn 4	11	13:43:24.986	
24	Beau LOWETTE	TC Racing	4	Turn 4	16	13:53:23.114	
24	Beau LOWETTE	TC Racing	5	Turn 2	17	13:54:51.856	
						Total Infractions:	5
25	Aleix PIÑERA	Tecnicar	1	Turn 1	2	13:25:23.780	
25	Aleix PIÑERA	Tecnicar	2	Turn 11	2	13:26:22.905	
25	Aleix PIÑERA	Tecnicar	3	Turn 2	5	13:32:14.995	
25	Aleix PIÑERA	Tecnicar	4	Turn 2	17	13:54:50.255	
						Total Infractions:	4
27	Alexander CHARTIER	Monlau Motorsport	1	Turn 11	5	13:33:04.036	
						Total Infractions:	1
28	Max RADECK	DXR	1	Turn 6	2	13:25:58.774	
						Total Infractions:	1
32	Simón BULBARELLA	Drivex	1	Turn 2	9	13:39:58.926	
32	Simón BULBARELLA	Drivex	2	Turn 2	10	13:41:36.989	
32	Simón BULBARELLA	Drivex	3	Turn 1	10	13:41:26.505	
32	Simón BULBARELLA	Drivex	4	Turn 2	15	13:51:41.328	
						Total Infractions:	4
37	Ty FISHER	Griffin Core	1	Turn 1	9	13:39:47.172	
37	Ty FISHER	Griffin Core	2	Turn 4	10	13:41:43.724	
37	Ty FISHER	Griffin Core	3	Turn 1	11	13:43:01.176	
37	Ty FISHER	Griffin Core	4	Turn 2	15	13:51:34.253	
						Total Infractions:	4
38	Daniel KELLEHER	Campos Racing	1	Turn 4	2	13:25:40.528	
38	Daniel KELLEHER	Campos Racing	2	Turn 2	5	13:32:10.922	
38	Daniel KELLEHER	Campos Racing	3	Turn 4	5	13:32:20.121	
38	Daniel KELLEHER	Campos Racing	4	Turn 4	17	13:54:52.576	
						Total Infractions:	4
39	Louis COCHET	KCL Motorsport	1	Turn 4	10	13:41:46.593	
39	Louis COCHET	KCL Motorsport	2	Turn 2	17	13:54:56.928	
						Total Infractions:	2
40	Kasper SCHORMANS	MP Motorsport	1	Turn 1	7	13:35:12.511	
40	Kasper SCHORMANS	MP Motorsport	2	Turn 1	9	13:39:45.162	
40	Kasper SCHORMANS	MP Motorsport	3	Turn 1	14	13:49:45.900	
						Total Infractions:	3
44	Elliot KACZYNSKI	Drivex	1	Turn 4	6	13:33:57.648	
						Total Infractions:	1
46	Nathan TYE	Drivex	1	Turn 4	6	13:33:55.523	
46	Nathan TYE	Drivex	2	Turn 1	7	13:35:12.511	
46	Nathan TYE	Drivex	3	Turn 1	17	13:54:32.631	
						Total Infractions:	3
71	Sam URUS	DXR	1	Turn 2	2	13:25:35.599	
						Total Infractions:	1



F4Spain

ROUND 1 - VALENCIA

Race 3

Track Limits Analysis

No	Driver	Team	T.L. Nr	Camera	Lap	Time
73	Fausto ARNAUDO	Monlau Motorsport	1	Turn 14	9	13:41:08.688
						Total Infractions: 1
74	Pablo RICCOBONO	GRS Team	1	Turn 2	2	13:25:31.726
74	Pablo RICCOBONO	GRS Team	2	Turn 1	5	13:32:03.376
74	Pablo RICCOBONO	GRS Team	3	Turn 4	5	13:32:21.794
74	Pablo RICCOBONO	GRS Team	4	Turn 2	10	13:41:36.989
74	Pablo RICCOBONO	GRS Team	5	Turn 1	10	13:41:26.505
						Total Infractions: 5
77	Andrej PETROVIC	T-Code by Amtog	1	Turn 1	7	13:35:12.511
77	Andrej PETROVIC	T-Code by Amtog	2	Turn 1	9	13:39:47.172
						Total Infractions: 2
78	Maria NETO	TC Racing	1	Turn 6	2	13:25:58.774
78	Maria NETO	TC Racing	2	Turn 11	10	13:42:29.029
78	Maria NETO	TC Racing	3	Turn 4	11	13:43:27.319
78	Maria NETO	TC Racing	4	Turn 11	15	13:52:25.762
78	Maria NETO	TC Racing	5	Turn 11	16	13:54:03.022
						Total Infractions: 5
80	Sebastián FRIGOLET	DXR	1	Turn 2	2	13:25:35.599
80	Sebastián FRIGOLET	DXR	2	Turn 6	2	13:25:58.774
80	Sebastián FRIGOLET	DXR	3	Turn 2	6	13:33:54.868
80	Sebastián FRIGOLET	DXR	4	Turn 6	6	13:34:18.504
80	Sebastián FRIGOLET	DXR	5	Turn 14	9	13:41:10.555
						Total Infractions: 5
81	Noah MONTEIRO	Griffin Core	1	Turn 1	9	13:39:45.162
						Total Infractions: 1
83	Alfons MIETTINEN	GRS Team	1	Turn 6	2	13:25:58.774
						Total Infractions: 1
94	Jorden MOODLEY	G4 Racing	1	Turn 6	2	13:26:00.115
94	Jorden MOODLEY	G4 Racing	2	Turn 6	5	13:32:41.980
94	Jorden MOODLEY	G4 Racing	3	Turn 2	6	13:33:56.935
94	Jorden MOODLEY	G4 Racing	4	Turn 2	15	13:51:41.328
						Total Infractions: 4

TOTAL TRACK LIMITS: 101


Published at:14:00.....

Track Limits Operator:

Daphne FERNÁNDEZ
OD-1537-ESP-CAT



DAPHNE FERNANDEZ OD-1537-ESP/CAT




F4Spain

ROUND 1 - VALENCIA

Race 3

Provisional Race Director Report

Hour	Flag	Message
12:59:49		WET TRACK
13:00:13		F4 - PIT LANE WILL BE OPEN AT 13:05 TBC
13:00:51		TRACK TEMPERATURE 26.4C - AIR TEMPERATURE 16.9C - HUMIDITY 72%
13:01:06		F4 - PIT LANE WILL BE OPEN AT 13:10 CONFIRMED
13:08:02		FAST LANE OPEN
13:10:00		PIT LANE OPEN
13:15:00		5 MINUTES BOARD - PIT LANE CLOSED
13:17:01		3 MINUTES BOARD
13:19:02		1 MINUTE BOARD
13:19:46		15 SECONDS BOARD
13:20:01		GREEN FLAG - FORMATION LAP
13:20:18		WET LIGHTS ON
13:23:53		STARTING PROCEDURE UNDER INVESTIGATION
13:26:04	YF	YELLOW FLAG AT TURN 6
13:26:09	YF	YELLOW FLAG AT TURN 6,8
13:26:20	SF	SAFETY CAR
13:26:40		CAR #5 STOPPED AT TURN 6
13:26:51		CAR #10 IN GRAVEL BED AT TURN 8
13:26:57	YF	YELLOW FLAG AT TURN 8
13:27:40		FOLLOWING SC IN T8 KEEP ON THE LHS
13:30:32		SAFETY CAR IN THIS LAP
13:31:18		INCIDENT INVOLVING CARS #18 #27 - POSSIBLE OVERTAKING UNDER SC NOTED
13:31:20	GF	GREEN FLAG
13:32:49		INCIDENT INVOLVING CARS #5 ON T6 NOTED
13:33:33		STARTING PROCEDURE AFTER INVESTIGATION - NFA
13:33:59	YF	YELLOW FLAG AT TURN 2
13:34:20		INCIDENT INVOLVING CARS #27 #9 ON T2 NOTED
13:34:22	GF	GREEN FLAG
13:35:00	YF	YELLOW FLAG AT TURN 12
13:35:14	SF	SAFETY CAR
13:35:49		CAR #28 IN GRAVEL BED AT TURN 12 - DRIVER OK
13:36:19		FOLLOWING SC IN T12 KEEP ON THE RHS
13:38:14		SAFETY CAR IN THIS LAP
13:39:10	GF	GREEN FLAG
13:41:09	YF	YELLOW FLAG AT TURN 14
13:41:31		INCIDENT INVOLVING CAR #77 ON T14 NOTED
13:41:43	GF	GREEN FLAG
13:42:28		INCIDENT INVOLVING CARS #32 #74 ON T8 NOTED
13:43:09	YF	YELLOW FLAG AT TURN FL
13:43:37	YF	YELLOW FLAG AT TURN 1.1,FL
13:43:43		CAR #80 IN GRAVEL BED AT MAIN STRAIGHT
13:43:57	SF	SAFETY CAR
13:44:10		CAR #44 IN GRAVEL BED AT TURN 1
13:46:34		DEBRIS ON TRACK T12 EXIT
13:46:45		DEBRIS ON TRACK T12 EXIT LHS
13:47:14	YF	YELLOW FLAG AT TURN FL
13:47:18	SF	SAFETY CAR





F4Spain
ROUND 1 - VALENCIA
Race 3

Provisional Race Director Report

Hour	Flag	Message
13:47:34		TRACK IS CLEAR - T12
13:48:14		SAFETY CAR IN THIS LAP
13:49:09	GF	GREEN FLAG
13:49:29		INCIDENT INVOLVING CARS #80 ON T14 NOTED
13:49:40		INCIDENT INVOLVING CARS #44 ON T1 NOTED
13:50:16		SC PROCEDURE UNDER INVESTIGATION
13:51:53		SC PROCEDURE AFTER INVESTIGATION - NFA
13:53:43	YF	YELLOW FLAG AT TURN 6
13:54:08		CAR #74 IN GRAVEL BED AT TURN 6
13:54:18		CAR #74 WILL STAY AT CURRENT POSITION TILL END OF SESSION
13:55:52		CHEQUERED FLAG
13:56:55		TOP 3 OVERALL TOP 3 ROOKIE & FIRST FEMALE PROCEED TO THE PODIUM AREA - CARS #22 #21 #81 #40 #11
13:57:24		CARS & DRIVERS #22 #21 #81 #24 STAY ON PODIUM AREA FOR POSTERIOR SCRUTINEERING
13:58:20		APERTURA PIT LANE A LAS 14:05 PTE CONFIRMACION
13:58:31	GF	GREEN FLAG

Published at: ...14:00.....

<p>Race Director: Luis GONZÁLEZ</p> 	<p>Timekeeper: Alberto ESTÉBANEZ</p> 
--	---

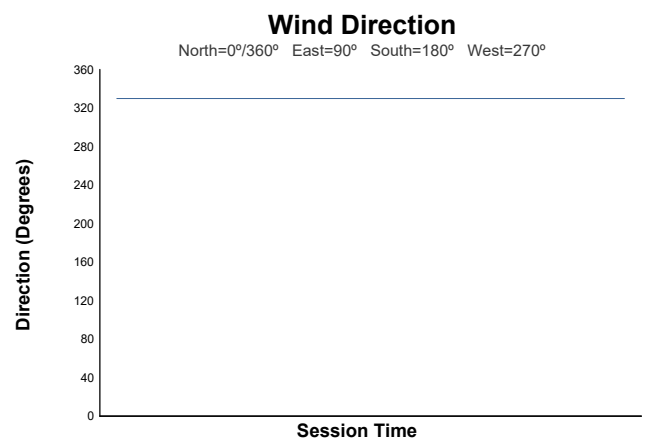
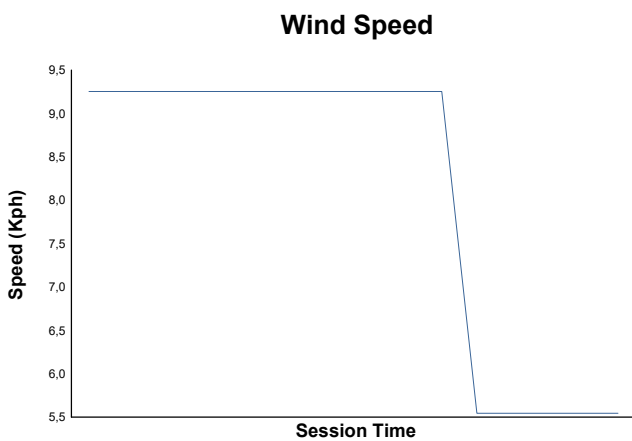
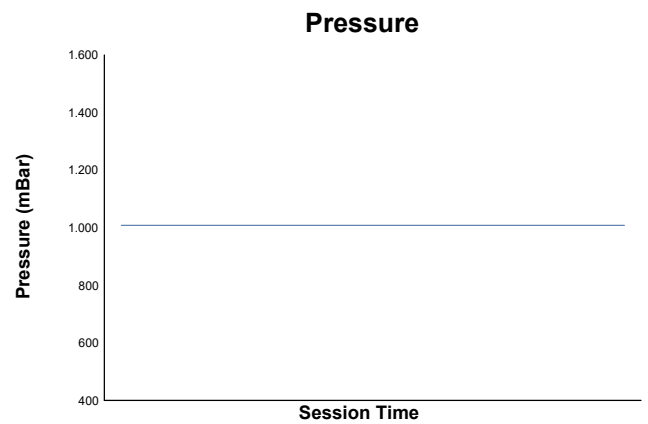
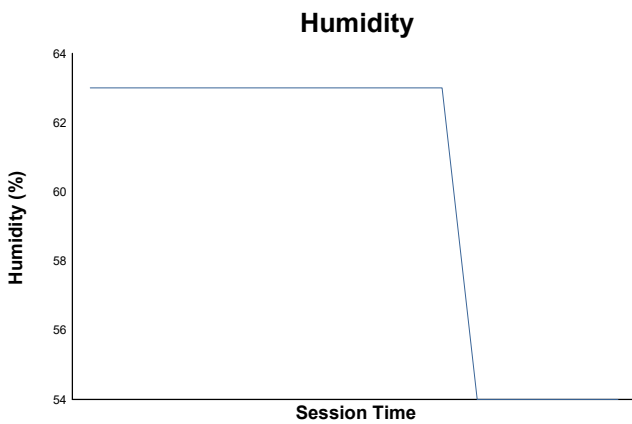
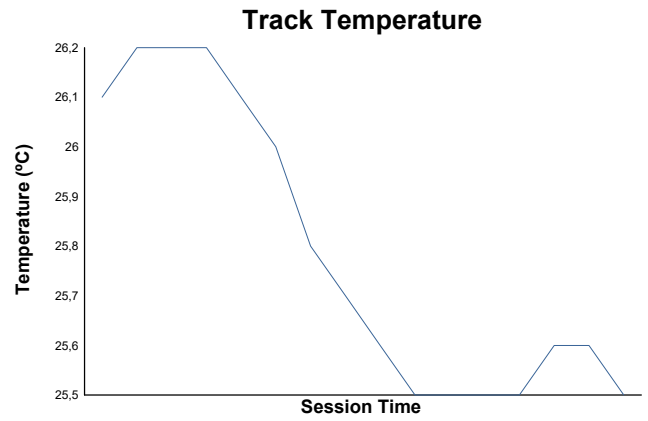
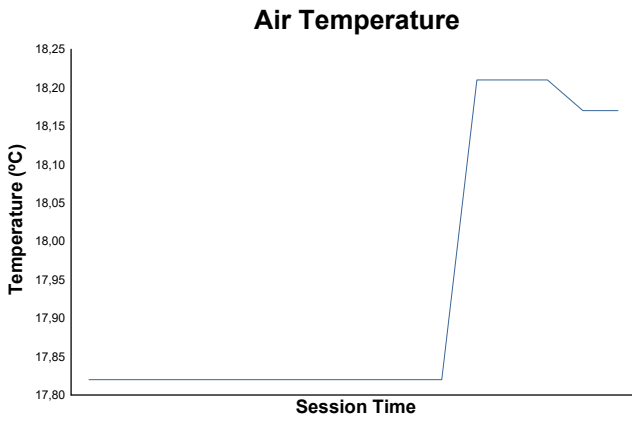


ROUND 1 - VALENCIA

F4Spain

Race 3

Weather Report



Track Status: **WET**