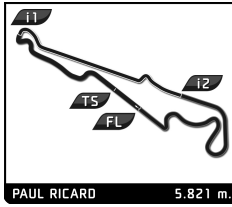


EURO CUP 3

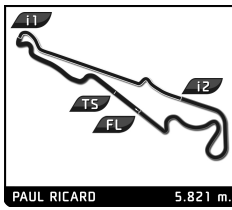


Eurocup3 ROUND 1 - PAUL RICARD Qualifying 1

Sector Analysis

— Invalidated Lap							■ Personal Best		■ Session Best		■ Crossing the pit lane		
Lap	Time	Sector 1	Sector 2	Sector 3	T.Sp	Elapsed	Lap	Time	Sector 1	Sector 2	Sector 3	T.Sp	Elapsed
2	Kacper SZTUKA POL												
	Tecnicar Dallara 326												
1	9:19.804	7:40.477	42.450	56.877	114.5	9:19.804							
2	2:10.473	35.250	39.821	55.402	236.3	11:30.277							
3	2:05.874	31.845	37.996	56.033	240.5	13:36.151							
4	1:57.001	30.907	37.202	48.892	241.6	15:33.152							
5	1:56.287	30.566	36.860	48.861	242.7	17:29.439							
6	2:02.284	33.557	39.463	49.264	244.3	19:31.723							
3	Edouard BORGNA FRA												
	Drivex Dallara 326												
1	9:21.237	7:42.169	43.772	55.296	126.3	9:21.237							
2	2:09.573	35.366	39.876	54.331	240.0	11:30.810							
3	2:05.766	32.528	38.064	55.174	242.7	13:36.576							
4	1:57.855	31.247	37.296	49.312	244.9	15:34.431							
5	1:57.675	30.888	37.080	49.707	242.7	17:32.106							
6	2:06.122	33.954	40.334	51.834	237.4	19:38.228							
4	Ean EYCKMANS BEL												
	MP Motorsport Dallara 326												
1	9:20.150	7:43.489	44.196	52.465	133.2	9:20.150							
2	2:12.694	35.644	39.864	57.186	238.9	11:32.844							
3	2:06.820	32.809	39.146	54.865	240.5	13:39.664							
4	1:55.838	30.642	36.969	48.227	240.0	15:35.502							
5	1:55.517	30.350	36.849	48.318	242.7	17:31.019							
6	1:55.461	30.283	36.803	48.375	241.1	19:26.480							
7	2:48.108B	39.255	41.880	1:26.973	241.6	22:14.588							
6	Stylios KOLOVOS GRC												
	Drivex Dallara 326												
1	9:36.139	8:01.205	41.002	53.932	116.9	9:36.139							
2	2:09.715	33.542	38.664	57.509	224.1	11:45.854							
3	2:08.806	31.750	37.809	59.247	243.8	13:54.660							
4	1:58.027	31.064	37.495	49.468	243.2	15:52.687							
5	1:57.352	31.355	37.000	48.997	242.7	17:50.039							
6	1:57.259	30.854	37.293	49.112	242.7	19:47.298							
7	1:58.003	30.939	37.458	49.606	243.8	21:45.301							
7	Christopher EL FEGHALI LBN												
	Drivex Dallara 326												
1	9:35.081	8:00.272	40.733	54.076	113.7	9:35.081							
2	2:09.719	33.824	38.738	57.157	236.3	11:44.800							
3	2:09.000	31.076	37.238	1:00.686	241.1	13:53.800							
4	1:57.908	30.836	36.979	50.093	242.2	15:51.708							
5	1:56.052	30.661	36.753	48.638	243.2	17:47.760							
6	1:56.150	30.487	36.929	48.734	242.7	19:43.910							
8	Alceu FELDMANN BRA												
	MP Motorsport Dallara 326												
1	10:05.908	8:29.528	42.293	54.087	126.3	10:05.908							
2	2:02.963	33.300	39.678	49.985	211.4	12:08.871							
3	1:56.434	30.647	37.161	48.626	238.9	14:05.305							
4	1:56.038	30.630	37.015	48.393	240.0	16:01.343							
5	1:56.509	30.540	36.797	49.172	240.5	17:57.852							
6	1:56.271	30.664	37.036	48.571	239.5	19:54.123							
7	2:25.540B	30.562	37.162	1:17.816	242.2	22:19.663							
9	Thomas STRAUVEN BEL												
	Griffin Core Dallara 326												
1	9:14.784	7:34.041	42.647	58.096	122.6	9:14.784							
2	2:08.729	33.350	38.644	56.735	225.5	11:23.513							
3	2:08.572	31.122	39.028	58.422	238.9	13:32.085							
4	1:56.850	30.987	37.136	48.727	239.5	15:28.935							
5	1:56.377	30.715	37.002	48.660	240.0	17:25.312							
6	1:56.349	30.488	36.998	48.863	240.0	19:21.661							
7	1:56.108	30.459	37.097	48.552	240.0	21:17.769							
10	Enzo TARNVANICHKUL THA												
	Griffin Core Dallara 326												
1	9:13.760	7:32.296	43.503	57.961	126.5	9:13.760							
2	2:07.365	33.199	39.294	54.872	224.1	11:21.125							
3	2:24.106	32.098	39.692	1:12.316	239.5	13:45.231							
4	1:57.006	31.026	37.099	48.881	239.5	15:42.237							
5	1:56.234	30.705	36.915	48.614	241.6	17:38.471							
6	1:56.084	30.499	37.019	48.566	240.5	19:34.555							
7	1:56.246	30.622	37.083	48.541	243.2	21:30.801							
11	Luca VIISOREANU ROU												
	TC Racing Dallara 326												
1	7:53.441	6:18.283	41.272	53.886	110.2	7:53.441							
2	2:02.648	33.838	38.765	50.045	216.0	9:56.089							
3	1:57.096	31.053	37.209	48.834	238.4	11:53.185							
4	2:04.206	30.687	37.051	56.468	241.6	13:57.391							
5	2:11.600	36.113	43.333	52.154	242.7	16:08.991							
6	1:56.723	30.726	37.174	48.823	239.5	18:05.714							
7	1:56.412	30.705	37.092	48.615	241.1	20:02.126							
12	Gianmarco PRADEL AUS												
	MP Motorsport Dallara 326												
1	9:23.228	7:45.961	43.472	53.795	134.8	9:23.228							
2	2:10.804	33.960	40.186	56.658	235.3	11:34.032							
3	1:59.064	31.073	37.119	50.872	241.1	13:33.096							
4	1:56.305	30.824	36.923	48.558	243.8	15:29.401							
5	1:58.017	30.720	37.136	50.161	244.9	17:27.418							
6	1:55.841	30.313	36.714	48.814	241.1	19:23.259							
7	2:14.858B	30.443	41.422	1:02.993	242.2	21:38.117							
14	Keanu AL AZHARI ARE												
	Hitech Dallara 326												
1	9:26.759	7:49.293	42.362	55.104	109.5	9:26.759							
2	2:08.621	33.958	39.807	54.856	224.5	11:35.380							
3	2:06.786	31.700	38.955	56.131	242.2	13:42.166							
4	1:56.810	30.539	36.852	49.419	242.2	15:38.976							
5	1:55.469	30.410	36.819	48.240	242.2	17:34.445							
6	1:55.184	30.188	36.677	48.319	243.2	19:29.629							
16	Bianca BUSTAMANTE PHL												
	Palou Motorsport Dallara 326												
1	9:10.093	7:30.829	43.833	55.431	117.8	9:10.093							
2	2:14.138	34.429	42.281	57.428	208.9	11:24.231							
3	2:08.369	31.107	38.731	58.531	242.2	13:32.600							
4	1:58.669	32.044	37.348	49.277	244.3	15:31.269							
5	1:57.514	30.933	37.412	49.169	242.2	17:28.783							

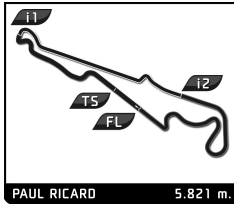
EURO CUP 3



Eurocup3 ROUND 1 - PAUL RICARD Qualifying 1

Sector Analysis

— Invalidated Lap							■ Personal Best							■ Session Best							B Crossing the pit lane						
Lap	Time	Sector 1	Sector 2	Sector 3	T.Spd	Elapsed	Lap	Time	Sector 1	Sector 2	Sector 3	T.Spd	Elapsed	Lap	Time	Sector 1	Sector 2	Sector 3	T.Spd	Elapsed	Lap	Time	Sector 1	Sector 2	Sector 3	T.Spd	Elapsed
20 Benjamin BECKLEY CRI Tecnicar Dallara 326																											
1	8:10.961	6:33.882	43.240	53.839	107.8	8:10.961																					
2	2:01.665	32.751	38.428	50.486	235.8	10:12.626																					
3	1:59.201	31.477	37.945	49.779	238.9	12:11.827																					
4	1:58.838	31.225	37.681	49.932	241.6	14:10.665																					
5	2:03.545	32.745	41.023	49.777	241.1	16:14.210																					
6	1:59.803	31.554	38.119	50.130	242.2	18:14.013																					
7	1:59.070	31.343	37.873	49.854	241.6	20:13.083																					
22 Andrej PETROVIC SRB Tecnicar Dallara 326																											
1	8:51.589	7:13.801	43.719	54.069	114.2	8:51.589																					
2	2:02.568	32.941	39.584	50.043	228.3	10:54.157																					
3	1:56.820	30.751	37.230	48.839	239.5	12:50.977																					
4	2:10.083	42.634	38.117	49.332	240.5	15:01.060																					
5	1:56.787	30.800	37.183	48.804	240.0	16:57.847																					
6	1:56.932	30.809	37.150	48.973	239.5	18:54.779																					
23 Stefan BOSTANDJIEV BGR Hitech Dallara 326																											
1	9:31.742	7:56.539	40.679	54.524	120.8	9:31.742																					
2	2:08.873	33.738	38.818	56.317	238.9	11:40.615																					
3	2:09.472	32.491	38.045	58.936	241.1	13:50.087																					
4	1:56.786	30.807	37.162	48.817	240.5	15:46.873																					
5	1:56.113	30.628	36.945	48.540	241.6	17:42.986																					
6	2:03.459	32.281	37.848	53.330	242.7	19:46.445																					
26 Linus LUNDQVIST SWE Double R Dallara 326																											
1	9:32.533	7:54.371	43.990	54.172	117.4	9:32.533																					
2	2:10.266	34.055	38.810	57.401	227.4	11:42.799																					
3	2:09.500	31.902	37.887	59.711	236.8	13:52.299																					
4	1:57.275	31.096	37.383	48.796	237.9	15:49.574																					
5	1:56.604	31.025	36.940	48.639	238.9	17:46.178																					
6	1:56.383	30.855	36.985	48.543	241.6	19:42.561																					
27 Heitor DALL'AGNOL BRA Palou Motorsport Dallara 326																											
1	9:08.740	7:29.384	43.320	56.036	125.0	9:08.740																					
2	2:09.391	34.650	40.971	53.770	204.9	11:18.131																					
3	2:09.689	32.824	39.617	57.248	209.3	13:27.820																					
4	1:56.363	30.792	37.068	48.503	241.6	15:24.183																					
5	1:56.009	30.593	36.917	48.499	242.2	17:20.192																					
6	1:57.307	30.547	36.860	49.900	240.5	19:17.499																					
7	1:55.724	30.384	36.891	48.449	241.1	21:13.223																					
31 Renzo BARBUY ARG TC Racing Dallara 326																											
1	8:15.886	6:36.703	43.771	55.412	145.2	8:15.886																					
2	2:13.583	33.397	39.611	1:00.575	220.0	10:29.469																					
3	1:59.552	31.794	38.035	49.723	236.3	12:29.021																					
4	1:58.230	31.179	37.692	49.359	238.9	14:27.251																					
5	1:58.174	31.082	37.685	49.407	239.5	16:25.425																					
33 Rafael PERARD FRA Palou Motorsport Dallara 326																											
1	9:08.334	7:28.978	43.096	56.260	118.0	9:08.334																					
2	2:09.006	34.312	41.298	53.396	221.3	11:17.340																					
3	2:07.848	32.729	40.017	55.102	240.0	13:25.188																					
4	1:56.418	30.919	36.936	48.563	242.2	15:21.606																					
5	1:55.625	30.440	36.749	48.436	242.2	17:17.231																					
6	2:07.601	30.384	42.025	55.192	241.1	19:24.832																					
7	2:07.971 B	30.549	37.724	59.698	242.7	21:32.803																					
37 Filippo FIORENTINO BRA Drivex Dallara 326																											
1	9:41.474	8:04.878	41.481	55.115	128.0	9:41.474																					
2	2:09.004	33.394	38.674	56.936	236.8	11:50.478																					
3	2:09.513	30.828	37.154	1:01.531	240.0	13:59.991																					
4	1:56.360	30.632	36.986	48.742	241.6	15:56.351																					
5	1:56.099	30.490	36.850	48.759	241.6	17:52.450																					
6	2:00.403	33.003	38.653	48.747	244.3	19:52.853																					
7	1:56.439	30.481	37.126	48.832	241.1	21:49.292																					
39 Santino PANETTA ARG Hitech Dallara 326																											
1	9:28.743	7:49.893	43.156	55.694	114.6	9:28.743																					
2	2:08.260	33.417	39.839	55.004	237.9	11:37.003																					
3	2:06.716	31.613	38.917	56.186	241.6	13:43.719																					
4	1:56.751	30.874	37.093	48.784	242.7	15:40.470																					
5	1:55.999	30.506	36.906	48.587	243.2	17:36.469																					
6	1:56.319	30.693	37.045	48.581	243.2	19:32.788																					
41 Alex POWELL USA Griffin Core Dallara 326																											
1	8:37.621	7:01.213	41.226	55.182	116.5	8:37.621																					
2	2:05.557	34.151	39.859	51.547	203.8	10:43.178																					
3	2:01.219	33.272	38.320	49.627	238.4	12:44.397																					
4	1:55.717	30.425	36.981	48.311	240.0	14:40.114																					
5	1:55.684	30.382	36.945	48.357	240.5	16:35.798																					
6	1:55.448	30.223	36.838	48.387	240.5	18:31.246																					
7	1:55.481	30.272	36.947	48.262	240.5	20:26.727																					
44 Rayan CARETTI FRA GRS Dallara 326																											
1	9:42.504	8:05.733	41.525	55.246	130.0	9:42.504																					
2	2:08.952	33.415	38.275	57.262	237.4	11:51.456																					
3	2:04.768	31.395	37.129	56.244	240.5	13:56.224																					
4	1:57.122	30.839	36.879	49.404	240.5	15:53.346																					
5	1:58.550	32.348	37.182	49.020	219.1	17:51.896																					
6	1:57.156	30.866	37.300	48.990	239.5	19:49.052																					
7	1:57.341	30.752	37.362	49.227	241.1	21:46.393																					
48 James EGOZI USA Palou Motorsport Dallara 326																											
1	9:06.641	7:26.457	43.155	57.029	111.6	9:06.641																					
2	2:08.855	34.835	41.165	52.855	191.8	11:15.496																					
3	2:07.967	33.565	39.881	54.521	203.4	13:23.463																					
4	1:55.716	30.507	36.796	48.413	240.5	15:19.179																					



Eurocup3 ROUND 1 - PAUL RICARD Qualifying 1

Sector Analysis

— Invalidated Lap ■ Personal Best ■ Session Best B Crossing the pit lane

Lap	Time	Sector 1	Sector 2	Sector 3	T.Sp	Elapsed	Lap	Time	Sector 1	Sector 2	Sector 3	T.Sp	Elapsed
5	1:55.370	30.264	36.867	48.239	241.6	17:14.549							
6	1:55.291	30.242	36.690	48.359	240.5	19:09.840							
7	2:14.890B	31.929	38.845	1:04.116	241.6	21:24.730							

70 Andre RODRIGUEZ		USA					
GRS		Dallara 326					
1	9:16.588	7:41.388	41.898	53.302	136.5	9:16.588	
2	2:10.476	33.345	38.178	58.953	222.7	11:27.064	
3	2:13.036	31.326	37.424	1:04.286	237.9	13:40.100	
4	2:03.114	31.147	37.404	54.563	242.2	15:43.214	
5	1:58.742	31.091	37.187	50.464	238.9	17:41.956	
6	1:57.547	31.294	37.261	48.992	237.4	19:39.503	
7	1:57.621	30.864	37.299	49.458	241.1	21:37.124	

77 Bart HARRISON		GBR					
Double R		Dallara 326					
1	8:06.086	6:26.690	43.802	55.594	118.8	8:06.086	
2	2:06.184	33.359	40.254	52.571	234.8	10:12.270	
3	2:05.695	33.135	40.715	51.845	201.1	12:17.965	
4	1:57.355	30.810	37.641	48.904	238.4	14:15.320	
5	1:56.481	30.708	37.083	48.690	238.9	16:11.801	
6	1:56.473	30.670	37.037	48.766	238.9	18:08.274	

84 Genaro TRAPPA		ARG					
Hitech		Dallara 326					
1	9:29.832	7:51.833	42.436	55.563	109.9	9:29.832	
2	2:08.420	33.789	39.845	54.786	233.8	11:38.252	
3	2:09.000	31.279	39.462	58.259	240.5	13:47.252	
4	1:56.702	30.751	37.042	48.909	241.6	15:43.954	
5	2:01.659	32.593	39.689	49.377	244.3	17:45.613	
6	1:56.279	30.625	37.080	48.574	241.1	19:41.892	

91 Lorenzo CAMPOS		AGO					
Double R		Dallara 326					
1	8:34.832	6:57.911	42.997	53.924	120.0	8:34.832	
2	2:09.287	35.754	41.813	51.720	199.3	10:44.119	
3	2:01.458	33.088	38.089	50.281	240.5	12:45.577	
4	1:56.704	30.801	37.141	48.762	241.1	14:42.281	
5	1:56.879	30.582	37.073	49.224	241.1	16:39.160	
6	2:13.799	34.917	44.330	54.552	238.4	18:52.959	

99 René LAMMERS		NLD					
MP Motorsport		Dallara 326					
1	10:25.155	8:45.150	38.459	1:01.546	148.1	10:25.155	
2	2:01.010	31.814	38.879	50.317	238.4	12:26.165	
3	1:55.665	30.534	36.851	48.280	240.0	14:21.830	
4	1:55.188	30.317	36.673	48.198	241.1	16:17.018	
5	1:55.368	30.290	36.742	48.336	242.2	18:12.386	
6	2:13.625B	34.248	37.869	1:01.508	241.6	20:26.011	