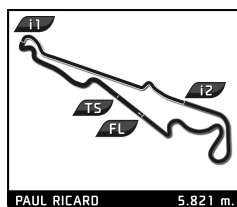


# EURO CUP 3

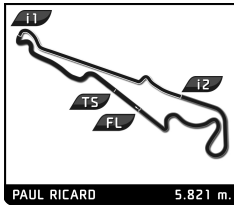


## Eurocup3 ROUND 1 - PAUL RICARD Race 1

### Sector Analysis

Lap	Time	Sector 1	Sector 2	Sector 3	Kph	Elapsed	Lap	Time	Sector 1	Sector 2	Sector 3	Kph	Elapsed
<b>2</b> Kacper SZTUKA POL Tecnicar Dallara 326							<b>4</b> Stylianos KOLOVOS GRC Drivex Dallara 326						
1	2:05.195	36.370	38.580	50.245	167.4	13:16:06.511	1	2:08.151	37.772	39.047	51.332	163.5	13:16:09.467
2	1:58.519	31.409	37.343	49.767	176.8	13:18:05.030	2	2:00.065	32.408	37.884	49.773	174.5	13:18:09.532
3	2:11.882	31.382	40.296	1:00.204	158.9	13:20:16.912	3	2:14.878	32.078	42.076	1:00.724	155.4	13:20:24.410
4	3:34.366 <b>B</b>	59.189	1:03.174	1:32.003	97.8	13:23:51.278	4	3:47.258 <b>B</b>	1:01.889	1:03.080	1:42.289	92.2	13:24:11.668
5	3:30.674	1:07.575	1:02.057	1:21.042	99.5	13:27:21.952	5	3:18.907	57.140	1:01.676	1:20.091	105.4	13:27:30.575
6	3:07.984	56.254	55.700	1:16.030	111.5	13:30:29.936	6	3:05.216	57.875	53.452	1:13.889	113.1	13:30:35.791
7	1:58.975	31.710	37.574	49.691	176.1	13:32:28.911	7	1:59.933	32.497	37.555	49.881	174.7	13:32:35.724
8	1:58.523	31.251	37.338	49.934	176.8	13:34:27.434	8	1:59.473	31.221	38.174	50.078	175.4	13:34:35.197
9	1:57.709	31.130	37.134	49.445	178.0	13:36:25.143	9	1:58.131	31.208	37.298	49.625	177.4	13:36:33.328
10	1:58.035	31.352	37.316	49.367	177.5	13:38:23.178	10	1:58.774	31.568	37.511	49.695	176.4	13:38:32.102
11	1:58.121	31.219	37.280	49.622	177.4	13:40:21.299	11	1:58.122	31.059	37.616	49.447	177.4	13:40:30.224
12	1:57.454	31.141	37.095	49.218	178.4	13:42:18.753	12	1:57.889	31.305	37.333	49.251	177.8	13:42:28.113
13	1:58.040	31.296	37.360	49.384	177.5	13:44:16.793	13	1:58.580	31.336	37.612	49.632	176.7	13:44:26.693
14	1:57.799	31.278	37.126	49.395	177.9	13:46:14.592	14	1:58.365	31.262	37.406	49.697	177.0	13:46:25.058
<b>3</b> Edouard BORGNA FRA Drivex Dallara 326							<b>6</b> Stylianos KOLOVOS GRC Drivex Dallara 326						
1	2:08.838	38.358	39.139	51.341	162.7	13:16:10.154	1	2:08.151	37.772	39.047	51.332	163.5	13:16:09.467
2	2:01.513	32.615	38.052	50.846	172.5	13:18:11.667	2	2:00.065	32.408	37.884	49.773	174.5	13:18:09.532
3	2:15.631	31.719	41.564	1:02.348	154.5	13:20:27.298	3	2:14.878	32.078	42.076	1:00.724	155.4	13:20:24.410
4	3:50.783 <b>B</b>	1:02.184	1:02.714	1:45.885	90.8	13:24:18.081	4	3:47.258 <b>B</b>	1:01.889	1:03.080	1:42.289	92.2	13:24:11.668
5	3:15.658	54.042	1:01.295	1:20.321	107.1	13:27:33.739	5	3:18.907	57.140	1:01.676	1:20.091	105.4	13:27:30.575
6	3:03.206	57.846	52.571	1:12.789	114.4	13:30:36.945	6	3:05.216	57.875	53.452	1:13.889	113.1	13:30:35.791
7	1:59.955	32.153	37.881	49.921	174.7	13:32:36.900	7	1:59.933	32.497	37.555	49.881	174.7	13:32:35.724
8	1:59.511	31.411	38.276	49.824	175.3	13:34:36.411	8	1:59.473	31.221	38.174	50.078	175.4	13:34:35.197
9	1:58.668	31.423	37.467	49.778	176.6	13:36:35.079	9	1:58.131	31.208	37.298	49.625	177.4	13:36:33.328
10	1:58.861	31.515	37.525	49.821	176.3	13:38:33.940	10	1:58.774	31.568	37.511	49.695	176.4	13:38:32.102
11	1:59.116	31.459	37.641	50.016	175.9	13:40:33.056	11	1:58.122	31.059	37.616	49.447	177.4	13:40:30.224
12	1:58.926	31.724	37.492	49.710	176.2	13:42:31.982	12	1:57.889	31.305	37.333	49.251	177.8	13:42:28.113
13	1:59.368	31.605	37.757	50.006	175.6	13:44:31.350	13	1:58.580	31.336	37.612	49.632	176.7	13:44:26.693
14	2:00.072	31.732	38.018	50.322	174.5	13:46:31.422	14	1:58.365	31.262	37.406	49.697	177.0	13:46:25.058
<b>4</b> Ean EYCKMANS BEL MP Motorsport Dallara 326							<b>7</b> Christopher EL FEHALI LBN Drivex Dallara 326						
1	1:59.946	32.857	37.725	49.364	174.7	13:16:01.262	1	2:03.812	35.123	38.454	50.235	169.3	13:16:05.128
2	1:57.215	30.848	37.223	49.144	178.8	13:17:58.477	2	1:59.158	32.063	37.614	49.481	175.9	13:18:04.286
3	2:11.710	31.019	37.860	1:02.831	159.1	13:20:10.187	3	2:11.663	31.253	40.176	1:00.234	159.2	13:20:15.949
4	3:29.884 <b>B</b>	58.358	1:02.679	1:28.847	99.8	13:23:40.071	4	3:33.291 <b>B</b>	59.207	1:03.315	1:30.769	98.2	13:23:49.240
5	3:33.776	1:10.828	1:02.720	1:20.228	98.0	13:27:13.847	5	3:31.806	1:08.702	1:01.957	1:21.147	98.9	13:27:21.046
6	3:12.886	57.220	56.201	1:19.465	108.6	13:30:26.733	6	3:08.351	56.311	55.729	1:16.311	111.3	13:30:29.397
7	1:57.300	31.174	37.240	48.886	178.6	13:32:24.033	7	1:58.251	31.681	37.613	48.957	177.2	13:32:27.648
8	1:57.778	31.018	37.291	49.469	177.9	13:34:21.811	8	1:57.904	31.121	37.483	49.300	177.7	13:34:25.552
9	1:57.604	31.258	37.093	49.253	178.2	13:36:19.415	9	1:58.181	31.182	37.511	49.488	177.3	13:36:23.733
10	1:57.360	31.173	37.120	49.067	178.6	13:38:16.775	10	1:58.269	31.744	37.387	49.138	177.2	13:38:22.002
11	1:57.071	30.939	37.320	48.812	179.0	13:40:13.846	11	1:58.924	31.098	37.684	50.142	176.2	13:40:20.926
12	1:57.013	30.845	37.033	49.135	179.1	13:42:10.859	12	1:58.376	31.070	37.750	49.556	177.0	13:42:19.302
13	1:57.095	31.173	37.144	48.778	179.0	13:44:07.954	13	2:00.646	32.488				

# EURO CUP 3



## Eurocup3 ROUND 1 - PAUL RICARD Race 1

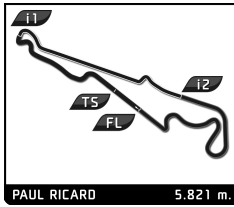
### Sector Analysis

Lap under Red Flag    — Invalidated Lap    ■ Personal Best    ■ Session Best    B Crossing the pit lane

Lap	Time	Sector 1	Sector 2	Sector 3	Kph	Elapsed	Lap	Time	Sector 1	Sector 2	Sector 3	Kph	Elapsed
<b>9</b> Thomas STRAUVEN BEL Griffin Core Dallara 326													
1	2:03.823	35.472	38.432	49.919	169.2	13:16:05.139							
2	1:58.647	31.744	37.402	49.501	176.6	13:18:03.786							
3	2:11.643	31.286	39.440	1:00.917	159.2	13:20:15.429							
4	3:32.666 B	59.145	1:03.253	1:30.268	98.5	13:23:48.095							
5	3:32.025	1:09.159	1:02.206	1:20.660	98.8	13:27:20.120							
6	3:08.965	56.443	55.933	1:16.589	110.9	13:30:29.085							
7	1:59.171	31.740	37.765	49.666	175.8	13:32:28.256							
8	1:57.805	31.168	37.198	49.439	177.9	13:34:26.061							
9	1:58.380	31.327	37.538	49.515	177.0	13:36:24.441							
10	1:57.977	31.450	37.355	49.172	177.6	13:38:22.418							
11	1:57.651	31.174	37.091	49.386	178.1	13:40:20.069							
12	1:57.243	30.974	37.245	49.024	178.7	13:42:17.312							
13	1:57.541	31.109	37.387	49.045	178.3	13:44:14.853							
14	1:57.119	30.897	36.890	49.332	178.9	13:46:11.972							
<b>10</b> Enzo TARNVANICHKUL THA Griffin Core Dallara 326													
1	2:03.415	34.287	37.938	51.190	169.8	13:16:04.731							
2	1:57.895	31.191	37.250	49.454	177.7	13:18:02.626							
3	2:10.719	31.085	38.889	1:00.745	160.3	13:20:13.345							
4	3:32.647 B	59.436	1:02.828	1:30.383	98.5	13:23:45.992							
5	3:32.323	1:08.862	1:02.906	1:20.555	98.7	13:27:18.315							
6	3:09.968	56.067	56.430	1:17.471	110.3	13:30:28.283							
7	1:58.523	31.518	37.319	49.686	176.8	13:32:26.806							
8	1:57.448	31.080	37.195	49.173	178.4	13:34:24.254							
9	1:57.730	31.076	37.325	49.329	178.0	13:36:21.984							
10	1:57.555	31.027	37.318	49.210	178.3	13:38:19.539							
11	1:57.452	30.910	37.296	49.246	178.4	13:40:16.991							
12	1:58.024	31.202	37.740	49.082	177.6	13:42:15.015							
13	1:57.796	31.006	37.192	49.598	177.9	13:44:12.811							
14	1:58.629	31.464	37.189	49.976	176.6	13:46:11.440							
<b>11</b> Luca VIISOREANU ROU TC Racing Dallara 326													
1	2:06.214	36.079	39.077	51.058	166.0	13:16:07.530							
2	2:01.256	33.123	37.996	50.137	172.8	13:18:08.786							
3	2:16.609	32.986	42.168	1:01.455	153.4	13:20:25.395							
4	3:48.944 B	1:01.723	1:02.952	1:44.269	91.5	13:24:14.339							
5	3:17.509	55.673	1:01.367	1:20.469	106.1	13:27:31.848							
6	3:04.202	57.613	53.270	1:13.319	113.8	13:30:36.050							
7	1:58.917	31.746	37.612	49.559	176.2	13:32:34.967							
8	1:58.830	31.303	37.814	49.713	176.3	13:34:33.797							
9	1:58.253	31.213	37.584	49.456	177.2	13:36:32.050							
10	1:58.345	31.366	37.471	49.508	177.1	13:38:30.395							
11	1:58.221	31.337	37.614	49.270	177.3	13:40:28.616							
12	1:58.000	31.403	37.472	49.125	177.6	13:42:26.616							
13	1:58.683	31.573	37.731	49.379	176.6	13:44:25.299							
14	1:58.496	31.373	37.441	49.682	176.8	13:46:23.795							
<b>12</b> Gianmarco PRADEL AUS MP Motorsport Dallara 326													
1	2:01.287	33.592	38.184	49.511	172.8	13:16:02.603							
2	1:57.048	30.657	37.163	49.228	179.0	13:17:59.651							
3	2:11.128	30.908	37.743	1:02.477	159.8	13:20:10.779							
4	3:30.452 B	58.448	1:02.701	1:29.303	99.6	13:23:41.231							
5	3:33.295	1:10.418	1:02.963	1:19.914	98.2	13:27:14.526							
6	3:12.577	57.178	56.209	1:19.190	108.8	13:30:27.103							
7	1:57.641	31.367	37.233	49.041	178.1	13:32:24.744							
8	1:57.350	30.952	37.296	49.102	178.6	13:34:22.094							
9	1:57.736	31.352	37.249	49.135	178.0	13:36:19.830							
10	1:57.579	31.200	37.333	49.046	178.2	13:38:17.409							
11	1:57.435	31.114	37.352	48.969	178.4	13:40:14.844							
12	1:56.490	30.773	36.906	48.811	179.9	13:42:11.334							
13	1:57.035	31.094	37.036	48.905	179.1	13:44:08.369							
14	1:56.985	30.944	37.054	48.987	179.1	13:46:05.354							
<b>14</b> Keanu AL AZHARI ARE Hitech Dallara 326													
1	2:07.070	38.689	38.798	49.583	164.9	13:16:08.386							
2	1:58.988	32.031	37.226	49.731	176.1	13:18:07.374							
3	2:12.216	31.668	40.098	1:00.450	158.5	13:20:19.590							
4	3:37.370 B	1:00.287	1:02.234	1:34.849	96.4	13:23:56.960							
5	3:27.575	1:05.374	1:01.802	1:20.399	101.0	13:27:24.535							
6	3:06.843	57.135	54.616	1:15.092	112.2	13:30:31.378							
7	1:58.069	31.865	37.243	48.961	177.5	13:32:29.447							
8	1:57.079	31.178	36.969	48.932	179.0	13:34:26.526							
9	1:57.487	31.113	37.073	49.301	178.4	13:36:24.013							
10	1:57.086	30.950	37.136	49.000	179.0	13:38:21.099							
11	1:56.855	30.898	37.195	48.762	179.3	13:40:17.954							
12	1:56.374	30.713	36.799	48.862	180.1	13:42:14.328							
13	1:56.898	31.085	37.042	48.771	179.3	13:44:11.226							
14	1:56.808	30.704	36.970	49.134	179.4	13:46:08.034							
<b>16</b> Bianca BUSTAMANTE PHL Palou Motorsport Dallara 326													
1	2:09.510	40.485	38.352	50.673	161.8	13:16:10.826							
2	1:59.983	32.203	37.831	49.949	174.7	13:18:10.809							
<b>20</b> Benjamin BECKLEY CRI Tecnicar Dallara 326													
1	2:10.310	39.885	38.499	51.926	160.8	13:16:11.626							
2	2:00.900	32.516	37.885	50.499	173.3	13:18:12.526							
3	2:15.549	32.080	41.111	1:02.358	154.6	13:20:28.075							
4	3:52.683 B	1:02.460	1:02.406	1:47.817	90.1	13:24:20.758							
5	3:13.580	52.145	1:01.376	1:20.059	108.3	13:27:34.338							
6	3:03.680	58.105	52.464	1:13.111	114.1	13:30:38.018							
7	2:02.071	33.246	38.331	50.494	171.7	13:32:40.089							
8	2:01.902	31.782	39.108	51.012	171.9	13:34:41.991							
9	2:00.155	31.940	38.043	50.172	174.4	13:36:42.146							
10	2:00.984	31.961	38.717	50.306	173.2	13:38:43.130							
11	2:00.399	31.939	38.150	50.310	174.1	13:40:43.529							
12	2:01.403	32.313	38.004	51.086	172.6	13:42:44.932							
13	2:01.534	32.054	38.425	51.055	172.4	13:44:46.466							
14	2:00.903	32.142	37.942	50.819	173.3	13:46:47.369							



# EURO CUP 3

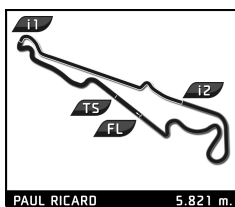


## Eurocup3 ROUND 1 - PAUL RICARD Race 1

### Sector Analysis

Lap under Red Flag    — Invalidated Lap    ■ Personal Best    ■ Session Best    B Crossing the pit lane

Lap	Time	Sector 1	Sector 2	Sector 3	Kph	Elapsed	Lap	Time	Sector 1	Sector 2	Sector 3	Kph	Elapsed
<b>39</b> Santino PANETTA ARG Hitech Dallara 326													
1	2:02.859	34.695	37.903	50.261	170.6	13:16:04.175							
2	1:58.925	<b>31.021</b>	37.599	50.305	176.2	13:18:03.100							
3	2:11.560	31.141	39.278	1:01.141	159.3	13:20:14.660							
4	3:32.049B	59.085	1:03.522	1:29.442	98.8	13:23:46.709							
5	3:32.793	1:09.468	1:02.892	1:20.433	98.5	13:27:19.502							
6	3:09.233	56.137	56.288	1:16.808	110.7	13:30:28.735							
7	1:58.576	31.587	37.591	49.398	176.7	13:32:27.311							
8	1:57.545	31.113	37.200	49.232	178.3	13:34:24.856							
9	1:57.846	31.128	37.308	49.410	177.8	13:36:22.702							
10	1:57.793	31.166	37.395	49.232	177.9	13:38:20.495							
11	1:58.358	31.190	37.905	49.263	177.1	13:40:18.853							
12	1:57.485	31.125	37.282	<b>49.078</b>	178.4	13:42:16.338							
13	<b>1:57.405</b>	31.125	<b>37.175</b>	49.105	178.5	13:44:13.743							
14	1:57.851	31.059	37.288	49.504	177.8	13:46:11.594							
<b>41</b> Alex POWELL USA Griffin Core Dallara 326													
1	1:59.535	32.189	37.740	49.606	175.3	13:16:00.851							
2	1:57.244	30.905	37.194	49.145	178.7	13:17:58.095							
3	2:11.292	30.983	37.615	1:02.694	159.6	13:20:09.387							
4	3:28.993B	58.041	1:03.101	1:27.851	100.3	13:23:38.380							
5	3:34.576	1:11.350	1:02.971	1:20.255	97.7	13:27:12.956							
6	3:13.288	57.239	56.403	1:19.646	108.4	13:30:26.244							
7	1:57.449	31.328	37.126	48.995	178.4	13:32:23.693							
8	1:57.795	30.956	37.171	49.668	177.9	13:34:21.488							
9	1:57.471	31.179	37.135	49.157	178.4	13:36:18.959							
10	1:57.322	31.013	37.204	49.105	178.6	13:38:16.281							
11	1:56.850	<b>30.735</b>	37.139	48.976	179.3	13:40:13.131							
12	1:57.073	30.900	37.184	48.989	179.0	13:42:10.204							
13	1:57.200	30.986	37.282	48.932	178.8	13:44:07.404							
14	<b>1:56.784</b>	30.857	<b>37.012</b>	<b>48.915</b>	179.4	13:46:04.188							
<b>44</b> Rayan CARETTI FRA GRS Dallara 326													
1	2:06.420	37.348	38.327	50.745	165.8	13:16:07.736							
2	1:59.773	31.855	37.887	50.031	175.0	13:18:07.509							
3	2:12.718	32.092	40.424	1:00.202	157.9	13:20:20.227							
4	3:38.983B	1:00.499	1:02.319	1:36.165	95.7	13:23:59.210							
5	3:26.620	1:04.479	1:01.285	1:20.856	101.4	13:27:25.830							
6	3:05.888	56.945	54.299	1:14.644	112.7	13:30:31.718							
7	1:59.408	31.805	37.903	49.700	175.5	13:32:31.126							
8	1:57.960	31.492	37.317	49.151	177.7	13:34:29.086							
9	1:59.025	32.166	37.734	49.125	176.1	13:36:28.111							
10	<b>1:56.910</b>	<b>30.711</b>	37.183	49.016	179.2	13:38:25.021							
11	1:57.090	30.904	<b>36.869</b>	49.317	179.0	13:40:22.111							
12	1:57.414	31.191	37.239	<b>48.984</b>	178.5	13:42:19.525							
13	1:59.703	32.492	38.040	49.171	175.1	13:44:19.228							
14	1:57.569	31.069	37.344	49.156	178.2	13:46:16.797							
<b>48</b> James EGOZI USA Palou Motorsport Dallara 326													
1	1:59.054	32.433	37.548	49.073	176.0	13:16:00.370							
2	1:57.169	30.836	37.233	49.100	178.8	13:17:57.539							
3	2:10.430	30.908	37.347	1:02.175	160.7	13:20:07.969							
4	3:28.589B	58.712	1:03.118	1:26.759	100.5	13:23:36.558							
5	3:35.656	1:12.282	1:03.163	1:20.211	97.2	13:27:12.214							
6	3:13.556	57.026	56.703	1:19.827	108.3	13:30:25.770							
7	1:57.421	31.301	36.973	49.147	178.5	13:32:23.191							
8	1:58.128	30.955	37.503	49.670	177.4	13:34:21.319							
9	1:57.104	30.972	37.075	49.057	178.9	13:36:18.423							
10	1:57.052	30.782	37.256	49.014	179.0	13:38:15.475							
11	<b>1:56.603</b>	30.787	<b>36.872</b>	48.944	179.7	13:40:12.078							
12	1:56.885	30.819	37.240	48.826	179.3	13:42:08.963							
13	1:56.869	30.926	37.209	<b>48.734</b>	179.3	13:44:05.832							
14	1:57.010	<b>30.774</b>	37.262	48.974	179.1	13:46:02.842							
<b>70</b> Andre RODRIGUEZ USA GRS Dallara 326													
1	2:09.321	38.399	39.718	51.204	162.0	13:16:10.637							
2	2:00.588	32.754	37.877	49.957	173.8	13:18:11.225							
3	2:15.384	31.450	41.392	1:02.542	154.8	13:20:26.609							
4	3:49.871B	1:01.789	1:03.025	1:45.057	91.2	13:24:16.480							
5	3:16.272	54.773	1:01.008	1:20.491	106.8	13:27:32.752							
6	3:03.749	57.875	52.775	1:13.099	114.0	13:30:36.501							
7	1:59.756	32.209	37.670	49.877	175.0	13:32:36.257							
8	1:59.570	31.730	37.983	49.857	175.3	13:34:35.827							
9	1:58.316	31.319	<b>37.412</b>	49.585	177.1	13:36:34.143							
10	1:58.565	31.439	37.582	49.544	176.7	13:38:32.708							
11	<b>1:58.253</b>	<b>31.155</b>	37.442	49.656	177.2	13:40:30.961							
12	1:58.282	31.349	37.522	<b>49.411</b>	177.2	13:42:29.243							
13	1:58.632	31.392	37.659	49.581	176.6	13:44:27.875							
14	<u>1:58.857</u>	<u>31.632</u>	37.520	49.705	176.3	13:46:26.732							
<b>77</b> Bart HARRISON GBR Double R Dallara 326													
1	2:05.633	36.650	38.556	50.427	166.8	13:16:06.949							
2	<u>1:59.988</u>	31.920	37.843	<u>50.225</u>	174.6	13:18:06.937							
3	<u>2:11.841</u>	<u>32.053</u>	39.585	1:00.203	158.9	13:20:18.778							
4	3:36.947B	1:00.069	1:02.414	1:34.464	96.6	13:23:55.725							
5	3:28.360	1:05.869	1:01.583	1:20.908	100.6	13:27:24.085							
6	3:06.993	56.710	54.969	1:15.314	112.1	13:30:31.078							
7	1:59.813	31.955	37.930	49.928	174.9	13:32:30.891							
8	1:58.800	31.391	37.318	50.091	176.4	13:34:29.691							
9	1:59.783	31.890	38.326	49.567	174.9	13:36:29.474							
10	1:58.035	31.198	37.357	49.480	177.5	13:38:27.509							
11	1:58.414	31.363	37.438	49.613	177.0	13:40:25.923							
12	1:57.927	31.277	37.234	49.416	177.7	13:42:23.850							
13	1:58.249	31.556	37.393	<b>49.300</b>	177.2	13:44:22.099							
14	<b>1:57.604</b>	<b>31.122</b>	<b>37.080</b>	49.402	178.2	13:46:19.703							
<b>84</b> Genaro TRAPPA ARG Hitech Dallara 326													
1	2:05.463	35.467	39.020	<b>50.976</b>	167.0	13:16:06.779							



## Eurocup3 ROUND 1 - PAUL RICARD Race 1

### Sector Analysis

■ Lap under Red Flag   
 — Invalidated Lap   
 ■ Personal Best   
 ■ Session Best   
 B Crossing the pit lane

Lap	Time	Sector 1	Sector 2	Sector 3	Kph	Elapsed	Lap	Time	Sector 1	Sector 2	Sector 3	Kph	Elapsed
<b>91</b> Lorenzo CAMPOS							AGO						
Double R							Dallara 326						
1	2:06.566	37.026	38.262	51.278	165.6	13:16:07.882							
2	2:00.325	32.240	37.825	50.260	174.2	13:18:08.207							
3	2:12.270	32.012	40.054	1:00.204	158.4	13:20:20.477							
4	3:40.880 <b>B</b>	1:00.883	1:02.662	1:37.335	94.9	13:24:01.357							
5	3:25.093	1:03.041	1:01.408	1:20.644	102.2	13:27:26.450							
6	3:05.742	57.198	54.132	1:14.412	112.8	13:30:32.192							
7	1:59.599	31.726	37.826	50.047	175.2	13:32:31.791							
8	1:58.405	31.537	37.503	<b>49.365</b>	177.0	13:34:30.196							
9	1:58.672	31.676	37.625	49.371	176.6	13:36:28.868							
10	1:58.348	31.316	37.554	49.478	177.1	13:38:27.216							
11	1:58.162	<b>31.146</b>	37.581	49.435	177.3	13:40:25.378							
12	<b>1:58.145</b>	31.282	<b>37.385</b>	49.478	177.4	13:42:23.523							
13	1:59.677	31.588	37.847	50.242	175.1	13:44:23.200							
14	1:58.943	31.513	37.694	49.736	176.2	13:46:22.143							
<b>99</b> René LAMMERS							NLD						
MP Motorsport							Dallara 326						
1	1:58.357	31.150	38.028	49.179	177.1	13:15:59.673							
2	1:57.591	30.915	37.316	49.360	178.2	13:17:57.264							
3	2:08.852	<b>30.749</b>	37.305	1:00.798	162.6	13:20:06.116							
4	3:29.294 <b>B</b>	59.809	1:03.228	1:26.257	100.1	13:23:35.410							
5	3:36.194	1:12.764	1:03.275	1:20.155	96.9	13:27:11.604							
6	3:13.716	56.550	57.427	1:19.739	108.2	13:30:25.320							
7	1:57.485	31.173	37.303	49.009	178.4	13:32:22.805							
8	1:58.036	30.956	37.476	49.604	177.5	13:34:20.841							
9	1:57.076	30.959	<b>37.148</b>	48.969	179.0	13:36:17.917							
10	1:57.072	30.780	37.294	48.998	179.0	13:38:14.989							
11	1:57.428	30.805	37.669	48.954	178.5	13:40:12.417							
12	<b>1:57.045</b>	30.956	37.186	<b>48.903</b>	179.0	13:42:09.462							
13	1:57.272	30.928	37.402	48.942	178.7	13:44:06.734							
14	1:57.326	30.779	37.257	49.290	178.6	13:46:04.060							