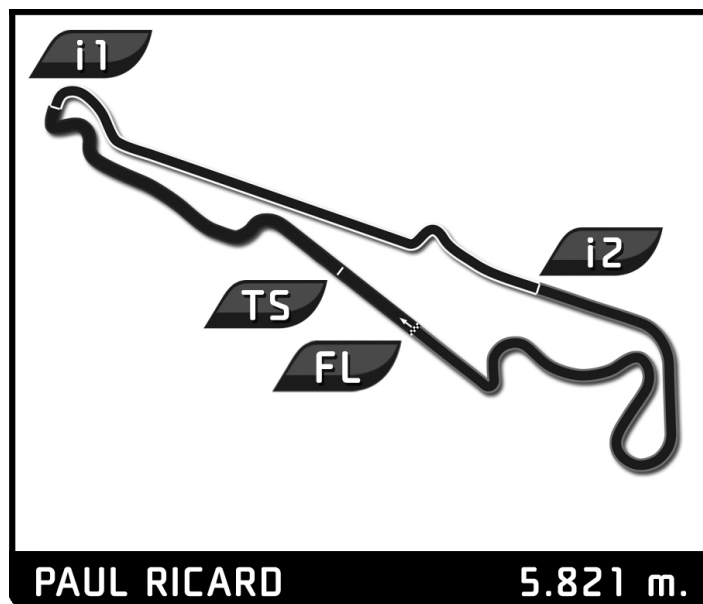
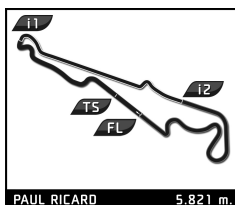


# ROUND 1 - PAUL RICARD

Eurocup3  
Results Booklet



# EURO CUP 3



## Eurocup3 ROUND 1 - PAUL RICARD Official Previous Test 1

**Amended**

PAUL RICARD 5.821 m.

### Classification

No	Driver	Nat	Team	Car	Cl.	Time	Lap Total	Gap	Kph
1	14 Keanu AL AZHARI	ARE	Hitech	Dallara 326		1:55.163	11 15	- -	182.6
2	48 James EGOZI	USA	Palou Motorsport	Dallara 326		1:55.332	12 16	+0.169 +0.169	182.4
3	12 Gianmarco PRADEL	AUS	MP Motorsport	Dallara 326		1:55.426	14 16	+0.263 +0.094	182.2
4	4 Ean EYCKMANS	BEL	MP Motorsport	Dallara 326	R	1:55.482	13 15	+0.319 +0.056	182.1
5	99 René LAMMERS	NLD	MP Motorsport	Dallara 326	R	1:55.604	14 16	+0.441 +0.122	181.9
6	41 Alex POWELL	USA	Griffin Core	Dallara 326	R	1:55.697	15 17	+0.534 +0.093	181.8
7	33 Rafael PERARD	FRA	Palou Motorsport	Dallara 326	R	1:55.889	12 16	+0.726 +0.192	181.5
8	10 Enzo TARNVANICHKUL	THA	Griffin Core	Dallara 326		1:56.057	15 17	+0.894 +0.168	181.2
9	7 Christopher EL FEGHALI	LBN	Drivex	Dallara 326	R	1:56.097	17 17	+0.934 +0.040	181.2
10	9 Thomas STRAUVEN	BEL	Griffin Core	Dallara 326	R	1:56.138	16 17	+0.975 +0.041	181.1
11	27 Heitor DALL'AGNOL	BRA	Palou Motorsport	Dallara 326	R	1:56.190	15 16	+1.027 +0.052	181.0
12	23 Stefan BOSTANDJIEV	BGR	Hitech	Dallara 326		1:56.497	12 15	+1.334 +0.307	180.5
13	39 Santino PANETTA	ARG	Hitech	Dallara 326	R	1:56.501	10 12	+1.338 +0.004	180.5
14	2 Kacper SZTUKA	POL	Tecnicar	Dallara 326		1:56.527	11 15	+1.364 +0.026	180.5
15	77 Bart HARRISON	GBR	Double R	Dallara 326	R	1:56.743	12 15	+1.580 +0.216	180.1
16	37 Filippo FIORENTINO	BRA	Drivex	Dallara 326	R	1:56.784	12 16	+1.621 +0.041	180.1
17	84 Genaro TRAPPA	ARG	Hitech	Dallara 326	R	1:56.786	12 15	+1.623 +0.002	180.1
18	11 Luca VIISOREANU	ROU	TC Racing	Dallara 326	R	1:56.797	14 17	+1.634 +0.011	180.1
19	8 Alceu FELDMANN	BRA	MP Motorsport	Dallara 326		1:56.815	13 16	+1.652 +0.018	180.0
20	91 Lorenzo CAMPOS	AGO	Double R	Dallara 326	R	1:56.850	12 16	+1.687 +0.035	180.0
21	44 Rayan CARETTI	FRA	GRS	Dallara 326	R	1:56.859	14 16	+1.696 +0.009	180.0
22	26 Linus LUNDQVIST	SWE	Double R	Dallara 326		1:56.918	15 16	+1.755 +0.059	179.9
23	6 Stylianos KOLOVOS	GRC	Drivex	Dallara 326	R	1:57.200	14 16	+2.037 +0.282	179.4
24	70 Andre RODRIGUEZ	USA	GRS	Dallara 326	R	1:57.254	14 16	+2.091 +0.054	179.4
25	16 Bianca BUSTAMANTE	PHL	Palou Motorsport	Dallara 326		1:57.657	12 14	+2.494 +0.403	178.8
26	31 Renzo BARBUY	ARG	TC Racing	Dallara 326	R	1:57.725	14 16	+2.562 +0.068	178.6
27	3 Edouard BORGNA	FRA	Drivex	Dallara 326		1:58.622	11 16	+3.459 +0.897	177.3
28	20 Benjamin BECKLEY	CRI	Tecnicar	Dallara 326	R	1:58.650	13 15	+3.487 +0.028	177.3
29	5 Patrick HEUZENROEDER	AUS	Griffin Core	Dallara 326		2:00.833	2 5	+5.670 +2.183	174.1
30	22 Andrej PETROVIC	SRB	Tecnicar	Dallara 326	R		17	+1.643 +0.009	

**Fastest Lap:** Lap 11 | Keanu AL AZHARI | 1:55.163 | 182.6 Kph

CAR #22 - ALL LAPTIMES DELETED - STEWARDS DECISION N°1

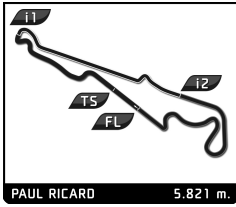
Published at: ...14:30.....

Track Status: **DRY**

**Race Director:**  
Luis GONZÁLEZ

**Timekeeper:**  
Alberto ESTÉBANEZ

# EURO CUP 3



## Eurocup3 ROUND 1 - PAUL RICARD Official Previous Test 1

**Amended**

### Classification by Class

No	Driver	Nat	Team	Car	Time	Lap Total	Gap	Kph
<b>R</b>								
1	4 Ean EYCKMANS	BEL	MP Motorsport	Dallara 326	1:55.482	13 15		182.1
2	99 René LAMMERS	NLD	MP Motorsport	Dallara 326	1:55.604	14 16	+0.122 +0.122	181.9
3	41 Alex POWELL	USA	Griffin Core	Dallara 326	1:55.697	15 17	+0.215 +0.093	181.8
4	33 Rafael PERARD	FRA	Palou Motorsport	Dallara 326	1:55.889	12 16	+0.407 +0.192	181.5
5	7 Chistopher EL FEGHALI	LBN	Drivex	Dallara 326	1:56.097	17 17	+0.615 +0.208	181.2
6	9 Thomas STRAUVEN	BEL	Griffin Core	Dallara 326	1:56.138	16 17	+0.656 +0.041	181.1
7	27 Heitor DALL'AGNOL	BRA	Palou Motorsport	Dallara 326	1:56.190	15 16	+0.708 +0.052	181.0
8	39 Santino PANETTA	ARG	Hitech	Dallara 326	1:56.501	10 12	+1.019 +0.311	180.5
9	77 Bart HARRISON	GBR	Double R	Dallara 326	1:56.743	12 15	+1.261 +0.242	180.1
10	37 Filippo FIORENTINO	BRA	Drivex	Dallara 326	1:56.784	12 16	+1.302 +0.041	180.1
11	84 Genaro TRAPPA	ARG	Hitech	Dallara 326	1:56.786	12 15	+1.304 +0.002	180.1
12	11 Luca VIISOREANU	ROU	TC Racing	Dallara 326	1:56.797	14 17	+1.315 +0.011	180.1
13	91 Lorenzo CAMPOS	AGO	Double R	Dallara 326	1:56.850	12 16	+1.368 +0.053	180.0
14	44 Rayan CARETTI	FRA	GRS	Dallara 326	1:56.859	14 16	+1.377 +0.009	180.0
15	6 Stylianos KOLOVOS	GRC	Drivex	Dallara 326	1:57.200	14 16	+1.718 +0.341	179.4
16	70 Andre RODRIGUEZ	USA	GRS	Dallara 326	1:57.254	14 16	+1.772 +0.054	179.4
17	31 Renzo BARBUY	ARG	TC Racing	Dallara 326	1:57.725	14 16	+2.243 +0.471	178.6
18	20 Benjamin BECKLEY	CRI	Tecnicar	Dallara 326	1:58.650	13 15	+3.168 +0.925	177.3
19	22 Andrej PETROVIC	SRB	Tecnicar	Dallara 326		17		

CAR #22 - ALL LAPTIMES DELETED - STEWARDS DECISION N°1

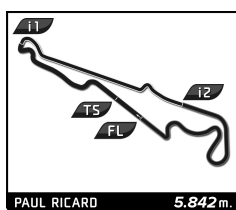
Published at: .....14:30.....

Track Status: **DRY**

**Race Director:**  
Luis GONZÁLEZ

**Timekeeper:**  
Alberto ESTÉBANEZ

# EURO CUP 3

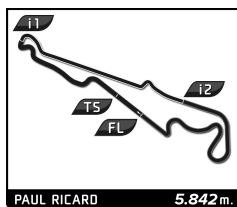


## Eurocup3 ROUND 1 - PAUL RICARD Official Previous Test 1

### Best Top Speed

No Driver	Team	Class	Top 1		Top 2		Top 3		Top 4		Top 5			
			Kph	Lap	Kph	Lap	Kph	Lap	Kph	Lap	Kph	Lap	Avg	
22	Andrej PETROVIC	Tecnicar	R	242.7	17	241.6	6	241.1	3	241.1	16	240.5	14	241.4
2	Kacper SZTUKA	Tecnicar		241.6	15	241.1	13	240.5	6	240.0	11	239.5	3	240.5
10	Enzo TARNVANICHKUL	Griffin Core		241.6	14	239.5	15	239.5	17	238.4	16	237.9	9	239.4
12	Gianmarco PRADEL	MP Motorsport		241.6	7	241.1	4	239.5	5	239.5	15	238.9	16	240.1
37	Filippo FIORENTINO	Drivex	R	241.6	15	241.6	16	241.1	11	241.1	14	240.5	4	241.2
91	Lorenzo CAMPOS	Double R	R	241.6	8	238.9	6	238.9	14	238.9	16	237.9	4	239.2
6	Stylianios KOLOVOS	Drivex	R	241.1	4	241.1	5	240.0	16	237.9	14	237.9	15	239.6
39	Santino PANETTA	Hitech Grand Prix	R	241.1	11	241.1	12	238.9	4	238.9	10	238.4	3	239.7
14	Keanu AL AZHARI	Hitech Grand Prix		240.5	15	240.0	4	239.5	3	239.5	12	239.5	14	239.8
20	Benjamin BECKLEY	Tecnicar	R	240.5	6	240.5	7	240.0	3	240.0	4	240.0	8	240.2
23	Stefan BOSTANDJIEV	Hitech Grand Prix		240.5	15	239.5	4	239.5	14	238.9	6	238.4	12	239.4
33	Rafael PERARD	Palou Motorsport	R	240.5	16	240.0	14	240.0	15	239.5	6	239.5	12	239.9
11	Luca VIISOREANU	TC Racing	R	240.0	16	239.5	6	238.9	15	238.9	17	238.4	8	239.1
27	Heitor DALL'AGNOL	Palou Motorsport	R	240.0	16	238.9	15	238.4	12	238.4	13	238.4	14	238.8
41	Alex POWELL	Griffin Core	R	240.0	13	239.5	4	239.5	6	239.5	17	238.9	7	239.5
44	Rayan CARETTI	GRS	R	240.0	5	240.0	15	239.5	4	238.9	16	238.4	6	239.4
48	James EGOZI	Palou Motorsport		240.0	13	240.0	16	239.5	8	239.5	12	238.9	14	239.6
9	Thomas STRAUVEN	Griffin Core	R	239.5	15	239.5	16	238.4	13	237.9	9	237.9	14	238.6
16	Bianca BUSTAMANTE	Palou Motorsport		239.5	10	239.5	14	238.9	5	238.4	4	238.4	13	238.9
84	Genaro TRAPPA	Hitech Grand Prix	R	239.5	14	238.4	4	238.4	10	238.4	13	238.4	15	238.6
99	René LAMMERS	MP Motorsport	R	239.5	16	238.4	4	238.4	5	238.4	15	237.9	7	238.5
7	Chistopher EL FEGHALI	Drivex	R	238.9	17	237.9	8	237.9	14	237.4	9	237.4	13	237.9
3	Edouard BORGNA	Drivex		238.4	16	237.4	13	237.4	15	236.8	7	236.3	6	237.3
4	Ean EYCKMANS	MP Motorsport	R	238.4	3	238.4	4	238.4	5	238.4	7	237.4	13	238.2
77	Bart HARRISON	Double R	R	238.4	6	236.3	4	236.3	7	236.3	15	235.8	8	236.6
5	Patrick HEUZENROEDER	Griffin Core		237.9	5	236.8	3	236.8	4	231.3	2	93.9	1	207.3
8	Alceu FELDMANN	MP Motorsport		237.9	8	237.9	13	237.9	16	237.4	5	237.4	7	237.7
31	Renzo BARBUY	TC Racing	R	237.9	15	236.8	6	236.8	14	236.3	16	235.8	7	236.7
26	Linus LUNDQVIST	Double R		237.4	12	237.4	13	237.4	16	236.3	14	236.3	15	237.0
70	Andre RODRIGUEZ	GRS	R	235.8	6	235.3	4	235.3	16	234.8	12	234.8	14	235.2

# EURO CUP 3

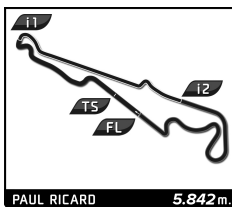


## Eurocup3 ROUND 1 - PAUL RICARD Official Previous Test 1

### Best Sector Times

Sector 1			Sector 2			Sector 3			Ideal Lap	Best Lap	
Pos	No	Driver	Time	No	Driver	Time	No	Driver			
1	14	K.AL AZHARI	30.251	14	K.AL AZHARI	36.770	14	K.AL AZHARI	47.926	1:54.947	1:55.163 (1)
2	4	E.EYCKMANS	30.297	48	J.EGOZI	36.777	48	J.EGOZI	48.107	1:55.213	1:55.332 (2)
3	48	J.EGOZI	30.329	16	B.BUSTAMANTE	36.803	12	G.PRADEL	48.126	1:55.296	1:55.482 (4)
4	12	G.PRADEL	30.371	41	A.POWELL	36.830	4	E.EYCKMANS	48.136	1:55.417	1:55.426 (3)
5	7	C.EL FEGHALI	30.472	99	R.LAMMERS	36.832	41	A.POWELL	48.156	1:55.512	1:55.604 (5)
6	99	R.LAMMERS	30.477	4	E.EYCKMANS	36.863	99	R.LAMMERS	48.203	1:55.577	1:55.697 (6)
7	33	R.PERARD	30.519	7	C.EL FEGHALI	36.869	27	H.DALL'AGNOL	48.214	1:55.739	1:56.190 (11)
8	39	S.PANETTA	30.525	9	T.STRAUVEN	36.892	33	R.PERARD	48.359	1:55.797	1:55.889 (7)
9	26	L.LUNDQVIST	30.568	27	H.DALL'AGNOL	36.901	9	T.STRAUVEN	48.366	1:55.905	1:56.138 (10)
10	23	S.BOSTANDJIEV	30.585	10	E.TARNVANICHKUL	36.908	10	E.TARNVANICHKUL	48.451	1:55.909	1:56.097 (9)
11	41	A.POWELL	30.591	37	F.FIORENTINO	36.914	23	S.BOSTANDJIEV	48.556	1:55.952	1:56.057 (8)
12	10	E.TARNVANICHKUL	30.593	33	R.PERARD	36.919	7	C.EL FEGHALI	48.568	1:56.297	1:56.501 (13)
13	27	H.DALL'AGNOL	30.624	12	G.PRADEL	36.920	39	S.PANETTA	48.572	1:56.322	1:56.497 (12)
14	9	T.STRAUVEN	30.647	2	K.SZTUKA	36.950	84	G.TRAPPA	48.572	1:56.471	1:56.786 (17)
15	77	B.HARRISON	30.650	44	R.CARETTI	37.049	91	L.CAMPOS	48.716	1:56.521	1:56.918 (23)
16	37	F.FIORENTINO	30.735	22	A.PETROVIC	37.113	11	L.VIISOREANU	48.734	1:56.527	1:56.527 (14)
17	2	K.SZTUKA	30.741	70	A.RODRIGUEZ	37.118	26	L.LUNDQVIST	48.750	1:56.550	1:56.784 (16)
18	84	G.TRAPPA	30.769	91	L.CAMPOS	37.120	22	A.PETROVIC	48.752	1:56.647	1:56.850 (21)
19	44	R.CARETTI	30.771	5	P.HEUZENROEDER	37.125	8	A.FELDMANN	48.770	1:56.667	1:57.657 (26)
20	91	L.CAMPOS	30.811	84	G.TRAPPA	37.130	5	P.HEUZENROEDER	48.815	1:56.741	1:56.806 (19)
21	8	A.FELDMANN	30.813	11	L.VIISOREANU	37.171	77	B.HARRISON	48.834	1:56.743	1:56.743 (15)
22	11	L.VIISOREANU	30.851	23	S.BOSTANDJIEV	37.181	2	K.SZTUKA	48.836	1:56.756	1:56.797 (18)
23	22	A.PETROVIC	30.876	39	S.PANETTA	37.200	37	F.FIORENTINO	48.901	1:56.772	1:56.859 (22)
24	16	B.BUSTAMANTE	30.931	26	L.LUNDQVIST	37.203	70	A.RODRIGUEZ	48.923	1:56.815	1:56.815 (20)
25	6	S.KOLOVOS	30.959	6	S.KOLOVOS	37.213	16	B.BUSTAMANTE	48.933	1:57.063	2:00.833 (30)
26	3	E.BORGNA	31.027	8	A.FELDMANN	37.232	44	R.CARETTI	48.952	1:57.126	1:57.254 (25)
27	31	R.BARBUI	31.077	77	B.HARRISON	37.259	6	S.KOLOVOS	49.028	1:57.200	1:57.200 (24)
28	70	A.RODRIGUEZ	31.085	31	R.BARBUI	37.430	31	R.BARBUI	49.218	1:57.725	1:57.725 (27)
29	5	P.HEUZENROEDER	31.123	3	E.BORGNA	37.483	3	E.BORGNA	49.573	1:58.083	1:58.622 (28)
30	20	B.BECKLEY	31.383	20	B.BECKLEY	37.653	20	B.BECKLEY	49.607	1:58.643	1:58.650 (29)

# EURO CUP 3

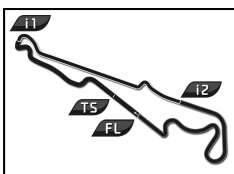


## Eurocup3 ROUND 1 - PAUL RICARD Official Previous Test 1

### Fastest Lap Sequence

Elapsed	No	Driver	Team	Car	Class	Time	Kph	Lap
4:38.712	99	René LAMMERS	MP Motorsport	Dallara 326	R	1:58.978	176.8	2
6:35.973	99	René LAMMERS	MP Motorsport	Dallara 326	R	1:57.261	179.4	3
8:40.353	4	Ean EYCKMANS	MP Motorsport	Dallara 326	R	1:57.045	179.7	4
9:22.080	48	James EGOZI	Palou Motorsport	Dallara 326		1:56.995	179.8	4
13:57.394	48	James EGOZI	Palou Motorsport	Dallara 326		1:56.348	180.8	6
14:59.368	99	René LAMMERS	MP Motorsport	Dallara 326	R	1:56.345	180.8	7
15:53.444	48	James EGOZI	Palou Motorsport	Dallara 326		1:56.050	181.2	7
32:13.419	41	Alex POWELL	Griffin Core	Dallara 326	R	1:55.862	181.5	13
33:06.557	14	Keanu AL AZHARI	Hitech Grand Prix	Dallara 326		1:55.163	182.6	11










# EURO CUP 3



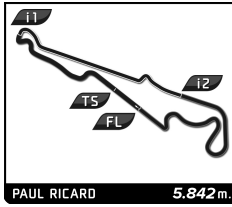
PAUL RICARD 5.842m.

## Eurocup3 ROUND 1 - PAUL RICARD Official Previous Test 1

### Flag Analysis

Flag	Time
 GREEN FLAG	11:00:00.000
 YELLOW FLAG AT SECTOR 2	11:09:42.972
 FULL COURSE YELLOW	11:10:00.000
 GREEN FLAG	11:11:03.000
 YELLOW FLAG AT SECTOR 1	11:18:13.919
 GREEN FLAG AT SECTOR 1	11:18:22.039
 YELLOW FLAG AT SECTOR 1	11:36:25.133
 GREEN FLAG AT SECTOR 1	11:36:47.773
 CHEQUERED FLAG	11:40:00.000

# EURO CUP 3

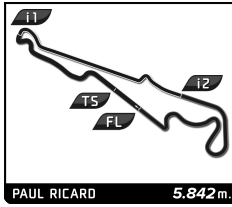


## Eurocup3 ROUND 1 - PAUL RICARD Official Previous Test 1

### Sector Analysis

— Invalidated Lap							■ Personal Best							■ Session Best							B Crossing the pit lane									
Lap	Time	Sector 1	Sector 2	Sector 3	T.Sp	Elapsed	Lap	Time	Sector 1	Sector 2	Sector 3	T.Sp	Elapsed	Lap	Time	Sector 1	Sector 2	Sector 3	T.Sp	Elapsed	Lap	Time	Sector 1	Sector 2	Sector 3	T.Sp	Elapsed			
<b>2</b>	<b>Kacper SZTUKA</b> POL						Dallara 326						<b>5</b>						<b>Patrick HEUZENROEDER</b> AUS						Dallara 326					
	Tecnicar												Griffin Core																	
1	4:12.550	2:35.341	42.271	54.938	121.6	4:12.550	1	32:11.889	...	41.983	52.220	93.9	32:11.889	2	<b>2:00.833</b>	33.281	37.908	49.644	231.3	34:12.722	3	<u>1:58.764</u>	<b>31.123</b>	<u>37.572</u>	50.069	236.8	36:11.486			
2	2:03.065	32.994	38.306	51.765	237.4	6:15.615	4	<u>1:57.383</u>	<u>31.202</u>	<u>37.366</u>	<b>48.815</b>	236.8	38:08.869	5	<u>1:56.932</u>	<u>30.943</u>	<b>37.125</b>	48.864	237.9	40:05.801										
3	1:58.406	31.531	37.380	49.495	239.5	8:14.021																								
4	2:07.274	30.882	37.274	59.118	239.5	10:21.295																								
5	2:29.391	1:00.704	37.795	50.892	79.4	12:50.686																								
6	1:57.769	31.081	37.350	49.338	240.5	14:48.455																								
7	9:30.446B	31.216	37.172	8:22.058	239.5	24:18.901																								
8	2:42.504	1:01.646	44.339	56.519	118.2	27:01.405																								
9	2:06.987	35.648	40.083	51.256	236.8	29:08.392																								
10	1:59.271	32.145	37.735	49.391	238.4	31:07.663																								
11	<b>1:56.527</b>	<b>30.741</b>	<b>36.950</b>	<b>48.836</b>	240.0	33:04.190																								
12	1:59.615	31.078	37.197	51.340	239.5	35:03.805																								
13	1:56.901	30.995	37.009	48.897	241.1	37:00.706																								
14	2:14.371	35.813	42.143	56.415	227.8	39:15.077																								
15	<u>3:04.493B</u>	<u>38.204</u>	42.074	1:44.215	241.6	42:19.570																								
<b>3</b>	<b>Edouard BORGNA</b> FRA						Dallara 326						<b>6</b>						<b>Stylianos KOLOVOS</b> GRC						Dallara 326					
	Drivex												Drivex																	
1	4:23.366B	2:29.506	46.758	1:07.102	112.4	4:23.366	1	4:19.280B	2:29.858	43.577	1:05.845	119.1	4:19.280	2	2:37.488	1:07.236	39.646	50.606	106.6	6:56.768	3	2:00.610	31.705	38.041	50.864	237.4	8:57.378			
2	2:40.967	1:08.904	40.217	51.846	133.5	7:04.333	4	2:43.705	31.727	54.389	1:17.589	241.1	11:41.083	5	2:00.282	32.049	38.341	49.892	241.1	13:41.365	6	1:58.970	31.437	37.680	49.853	234.8	15:40.335			
3	2:02.790	32.877	38.609	51.304	234.3	9:07.123	7	<u>1:58.681</u>	<u>31.381</u>	37.695	49.605	236.3	17:39.016	8	6:15.844B	31.425	39.473	5:04.946	237.4	23:54.860	9	2:30.944	56.183	41.769	52.992	105.8	26:25.804			
4	2:47.182	31.691	1:00.459	1:15.032	235.8	11:54.305	10	<u>2:02.155</u>	32.988	38.885	<u>50.282</u>	232.3	28:27.959	11	1:58.866	31.557	37.730	49.579	234.8	30:26.825	12	<u>1:58.125</u>	<u>31.493</u>	<u>37.364</u>	49.268	236.3	32:24.950			
5	1:59.384	31.671	37.888	49.825	234.3	13:53.689	13	1:57.530	31.087	37.352	49.091	236.8	34:22.480	14	<b>1:57.200</b>	<b>30.959</b>	<b>37.213</b>	<b>49.028</b>	237.9	36:19.680	15	1:58.201	31.275	37.719	49.207	237.9	38:17.881			
6	1:58.800	31.374	37.761	49.665	236.3	15:52.489	16	1:57.731	31.142	37.467	49.122	240.0	40:15.612																	
7	<u>5:20.654B</u>	31.312	38.116	<u>4:11.226</u>	236.8	21:13.143																								
8	2:51.335	1:01.163	47.700	1:02.472	103.3	24:04.478																								
9	2:10.999	36.266	41.094	53.639	224.5	26:15.477																								
10	2:03.267	33.827	38.461	50.979	232.8	28:18.744																								
11	<b>1:58.622</b>	31.420	37.557	49.645	236.3	30:17.366																								
12	<u>1:58.517</u>	31.704	<b>37.483</b>	<u>49.330</u>	235.8	32:15.883																								
13	<u>1:58.783</u>	<b>31.027</b>	37.956	<u>49.800</u>	237.4	34:14.666																								
14	2:12.448	35.607	42.427	54.414	216.9	36:27.114																								
15	2:03.081	33.179	38.569	51.333	237.4	38:30.195																								
16	<u>1:58.370</u>	<u>31.112</u>	37.685	<b>49.573</b>	238.4	40:28.565																								
<b>4</b>	<b>Ean EYCKMANS</b> BEL						Dallara 326						<b>7</b>						<b>Christopher EL FEGHALI</b> LBN						Dallara 326					
	MP Motorsport												Drivex																	
1	2:43.016	1:12.070	39.505	51.441	146.9	2:43.016	1	4:01.405	2:23.742	42.644	55.019	134.0	4:01.405	2	2:01.815	32.569	38.471	50.775	231.8	6:03.220	3	1:58.385	31.319	37.747	49.319	234.8	8:01.605			
2	2:00.212	32.043	38.473	49.696	234.3	4:43.228	4	2:01.045	30.916	37.429	52.700	235.3	10:02.650	5	2:39.550	1:09.040	41.049	49.461	79.2	12:42.200	6	1:59.892	31.136	37.495	51.261	236.8	14:42.092			
3	2:00.080	30.950	37.559	51.571	238.4	6:43.308	7	2:02.830	32.950	39.252	50.628	236.8	16:44.922	8	1:57.800	30.835	37.568	49.397	237.9	18:42.722	9	6:21.164B	32.507	37.295	5:11.362	237.4	25:03.886			
4	1:57.045	30.958	37.463	48.624	238.4	8:40.353	10	2:45.362	1:08.308	41.870	55.184	74.9	27:49.248	11	2:04.185	33.479	39.917	50.789	233.8	29:53.433	12	<u>1:57.932</u>	31.330	37.352	<u>49.250</u>	235.8	31:51.365			
5	2:29.954	30.705	37.628	1:21.621	238.4	11:10.307	13	<u>2:02.645</u>	30.611	37.165	<u>54.869</u>	237.4	33:54.010	14	1:56.393	30.899	36.926	<b>48.568</b>	237.9	35:50.403	15	1:56.461	30.699	36.979	48.783	236.8	37:46.864			
6	2:07.588	32.186	38.993	56.409	223.1	13:17.895	16	<u>1:56.217</u>	30.688	36.939	<u>48.590</u>	237.4	39:43.081	17	<b>1:56.097</b>	<b>30.472</b>	<b>36.869</b>	48.756	238.9	41:39.178										
7	<u>2:09.117B</u>	30.667	37.176	<u>1:01.274</u>	238.4	15:27.012																								
8	2:39.867B	1:00.059	37.553	1:02.255	118.0	18:06.879																								
9	2:49.400B	1:09.670	37.725	1:02.005	117.1	20:56.279																								
10	7:48.116	6:14.797	40.395	52.924	121.5	28:44.395																								
11	2:11.986	35.302	40.157	56.527	236.3	30:56.381																								
12	1:56.714	30.864	37.157	48.693	236.8	32:53.095																								
13	<b>1:55.482</b>	<b>30.297</b>	<b>36.863</b>	48.322	237.4	34:48.577																								
14	<u>1:55.457</u>	<u>30.309</u>	<u>37.012</u>	<b>48.136</b>	237.4	36:44.034																								
15	2:05.923B	30.725	37.196	58.002	225.0	38:49.957																								
<b>8</b>	<b>Aiceu FELDMANN</b> BRA						Dallara 326						<b>8</b>						<b>Aiceu FELDMANN</b> BRA						Dallara 326					
	MP Motorsport												MP Motorsport																	
1	<u>2:53.013</u>	1:19.224	41.303	<u>52.486</u>	139.0	2:53.013	1	<u>2:53.013</u>	1:19.224	41.303	<u>52.486</u>	139.0	2:53.013	2	<u>2:03.783</u>	33.331	39.372	<u>51.080</u>	201.9	4:56.796	3	<u>2:12.366</u>	42.597	38.746	<u>51.023</u>	235.8	7:09.162			
2	<u>2:03.783</u>	33.331	39.372	<u>51.080</u>	201.9	4:56.796	4	<u>2:00.362</u>	<u>32.726</u>	37.912	49.724	236.3	9:09.524	5	2:38.493	31.334	59.604	1:07.555	237.4	11:48.017	6	<u>1:58.798</u>	31.404	37.901	<u>49.493</u>	236.3	13:46.815			
3	<u>2:12.366</u>	42.597	38.746	<u>51.023</u>	235.8	7:09.162	7	1:58.084	31.016	37.541	49.527	237.4	15:44.899																	

# EURO CUP 3

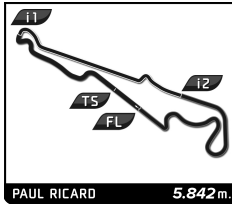


## Eurocup3 ROUND 1 - PAUL RICARD Official Previous Test 1

### Sector Analysis

— Invalidated Lap							■ Personal Best		■ Session Best		■ B Crossing the pit lane		
Lap	Time	Sector 1	Sector 2	Sector 3	T.Sp	Elapsed	Lap	Time	Sector 1	Sector 2	Sector 3	T.Sp	Elapsed
<b>9</b> Thomas STRAUVEN BEL Griffin Core Dallara 326													
1	3:52.640	B	2:05.901	40.618	1:06.121	123.7	3:52.640						
2	2:29.311	B	49.385	39.121	1:00.805	142.3	6:21.951						
3	2:28.328		57.527	39.875	50.926	146.1	8:50.279						
4	2:40.643		31.260	37.636	1:31.747	237.4	11:30.922						
5	1:58.431		31.303	37.418	49.710	236.8	13:29.353						
6	1:57.443		31.211	37.190	49.042	237.4	15:26.796						
7	1:57.123		31.179	37.106	48.838	236.3	17:23.919						
8	1:57.258		31.123	37.186	48.949	236.8	19:21.177						
9	2:04.672	B	30.864	37.333	56.475	237.9	21:25.849						
10	5:44.430		4:11.390	40.366	52.674	126.5	27:10.279						
11	2:04.103		34.031	38.371	51.701	209.3	29:14.382						
12	2:01.414		32.753	39.348	49.313	236.8	31:15.796						
13	1:56.434		30.810	37.098	48.526	238.4	33:12.230						
14	1:56.310		30.721	36.892	48.697	237.9	35:08.540						
15	2:00.329		32.880	37.441	50.008	239.5	37:08.869						
16	1:56.138		30.822	36.950	48.366	239.5	39:05.007						
17	1:56.428		30.647	37.099	48.682	237.9	41:01.435						
<b>12</b> Gianmarco PRADEL AUS MP Motorsport Dallara 326													
1	2:48.372		1:17.109	40.407	50.856	144.8	2:48.372						
2	2:00.056		31.964	38.223	49.869	231.8	4:48.428						
3	1:57.312		31.188	37.123	49.001	237.4	6:45.740						
4	1:57.174		31.010	37.305	48.859	241.1	8:42.914						
5	2:30.624		30.678	37.247	1:22.699	239.5	11:13.538						
6	1:57.673		31.018	37.367	49.288	235.3	13:11.211						
7	2:03.981	B	30.823	37.117	56.041	241.6	15:15.192						
8	3:35.961	B	2:02.450	37.470	56.041	145.0	18:51.153						
9	2:31.195	B	58.352	37.550	55.293	146.3	21:22.348						
10	6:54.757		5:22.572	40.867	51.318	124.4	28:17.105						
11	2:07.647		32.122	43.009	52.516	234.3	30:24.752						
12	1:57.158		31.636	37.130	48.392	236.3	32:21.910						
13	1:55.663		30.527	36.920	48.216	237.4	34:17.573						
14	1:55.426		30.371	36.929	48.126	238.4	36:12.999						
15	2:03.406		31.415	38.077	53.914	239.5	38:16.405						
16	1:56.137		30.659	37.017	48.461	238.9	40:12.542						
<b>14</b> Keanu AL AZHARI ARE Hitech Grand Prix Dallara 326													
1	4:29.668		2:53.185	43.028	53.455	130.4	4:29.668						
2	2:02.063		32.764	39.247	50.052	235.8	6:31.731						
3	1:58.564		30.886	37.277	50.401	239.5	8:30.295						
4	2:22.940		30.566	37.207	1:15.167	240.0	10:53.235						
5	2:07.995		41.979	37.235	48.781	157.4	13:01.230						
6	1:56.816		30.912	37.153	48.751	238.4	14:58.046						
7	9:40.602	B	31.137	39.340	8:30.125	237.4	24:38.648						
8	2:30.447		55.246	42.200	53.001	117.3	27:09.095						
9	2:03.259		33.890	38.631	50.738	209.7	29:12.354						
10	1:59.040		31.070	37.761	50.209	237.4	31:11.394						
11	1:55.163		30.342	36.895	47.926	238.9	33:06.557						
12	1:55.283		30.251	36.770	48.262	239.5	35:01.840						
13	2:10.449		34.530	42.424	53.495	238.4	37:12.289						
14	1:56.963		30.721	37.151	49.091	239.5	39:09.252						
15	1:56.351		30.495	37.132	48.724	240.5	41:05.603						
<b>11</b> Luca VIISOREANU ROU TC Racing Dallara 326													
1	4:16.056		2:43.742	40.873	51.441	99.4	4:16.056						
2	2:02.819		33.467	38.790	50.562	229.8	6:18.875						
3	1:59.108		31.734	37.892	49.482	236.8	8:17.983						
4	2:34.011		35.047	39.113	1:19.851	229.3	10:51.994						
5	2:13.557		45.763	38.355	49.439	122.9	13:05.551						
<b>16</b> Bianca BUSTAMANTE PHL Palou Motorsport Dallara 326													
1	3:23.917		1:47.912	43.121	52.884	131.2	3:23.917						
2	2:04.847		33.678	40.008	51.161	221.3	5:28.764						
3	2:04.775		33.191	39.543	52.041	235.8	7:33.539						
4	1:58.588		31.306	37.750	49.532	238.4	9:32.127						
5	2:41.127		33.998	1:17.416	49.713	238.9	12:13.254						

# EURO CUP 3



## Eurocup3 ROUND 1 - PAUL RICARD Official Previous Test 1

### Sector Analysis

— Invalidated Lap    ■ Personal Best    ■ Session Best    B Crossing the pit lane

Lap	Time	Sector 1	Sector 2	Sector 3	T.Sp	Elapsed	Lap	Time	Sector 1	Sector 2	Sector 3	T.Sp	Elapsed
6	2:46.353 B	34.772	45.740	1:25.841	237.4	14:59.607	8	2:31.793	55.755	43.144	52.894	111.3	27:20.427
7	12:08.923	...	45.773	56.964	110.7	27:08.530	9	2:03.549	33.166	38.203	52.180	236.3	29:23.976
8	2:11.671	36.230	40.605	54.836	195.3	29:20.201	10	2:10.027	31.866	38.698	59.463	236.8	31:34.003
9	2:08.544	32.685	39.202	56.657	205.7	31:28.745	11	1:57.290	30.907	37.536	48.847	237.4	33:31.293
10	1:58.072	31.292	37.602	49.178	239.5	33:26.817	12	1:56.497	30.659	37.210	48.628	238.4	35:27.790
11	1:58.105	31.444	36.803	49.858	237.9	35:24.922	13	1:57.451	30.707	37.691	49.053	238.4	37:25.241
12	1:57.657	30.931	37.793	48.933	237.4	37:22.579	14	1:56.605	30.755	37.294	48.556	239.5	39:21.846
13	1:57.833	31.034	37.640	49.159	238.4	39:20.412	15	1:56.667	30.585	37.181	48.901	240.5	41:18.513
14	2:03.174	31.254	37.477	54.443	239.5	41:23.586							

20 Benjamin BECKLEY		GRI				
Tecnicar		Dallara 326				
1	4:34.647	2:45.914	50.572	58.161	121.5	4:34.647
2	2:10.252	34.537	42.350	53.365	235.3	6:44.899
3	2:08.551	36.520	39.601	52.430	240.0	8:53.450
4	2:47.274	32.248	42.086	1:32.940	240.0	11:40.724
5	2:02.187	33.303	38.234	50.650	238.4	13:42.911
6	1:59.860	32.003	37.878	49.979	240.5	15:42.771
7	1:59.978	31.604	38.008	50.366	240.5	17:42.749
8	8:08.478 B	57.804	39.246	6:31.428	240.0	25:51.227
9	2:44.751	1:04.773	45.214	54.764	122.9	28:35.978
10	2:03.596	33.981	38.795	50.820	235.3	30:39.574
11	2:00.658	32.070	38.043	50.545	237.4	32:40.232
12	1:59.512	31.722	37.755	50.035	238.4	34:39.744
13	1:58.650	31.390	37.653	49.607	239.5	36:38.394
14	2:03.593	33.449	38.052	52.092	238.9	38:41.987
15	1:59.056	31.383	37.924	49.749	240.0	40:41.043

22 Andrej PETROVIC		SRB				
Tecnicar		Dallara 326				
1	4:13.791	2:36.596	42.814	54.381	120.1	4:13.791
2	2:03.179	33.354	39.090	50.735	220.9	6:16.970
3	1:58.875	31.974	37.521	49.380	241.1	8:15.845
4	2:08.184	31.166	37.349	59.669	240.0	10:24.029
5	2:27.828	59.181	38.484	50.163	74.2	12:51.857
6	1:59.659	31.435	37.361	50.863	241.6	14:51.516
7	1:58.301	31.605	37.269	49.427	240.0	16:49.817
8	1:58.162	31.243	37.427	49.492	240.0	18:47.979
9	5:57.288 B	31.297	37.417	4:48.574	240.0	24:45.267
10	2:34.003	57.232	42.583	54.188	124.1	27:19.270
11	2:02.500	32.673	38.964	50.863	228.8	29:21.770
12	2:02.937	31.817	38.235	52.885	237.9	31:24.707
13	1:57.593	31.204	37.129	49.260	240.0	33:22.300
14	1:56.806	30.876	37.178	48.752	240.5	35:19.106
15	1:59.568	30.948	37.113	51.507	240.0	37:18.674
16	2:05.179	31.062	37.247	56.870	241.1	39:23.853
17	1:57.664	31.109	37.343	49.212	242.7	41:21.517

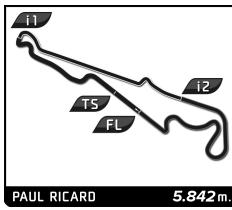
23 Stefan BOSTANDJIEV		BGR				
Hitech Grand Prix		Dallara 326				
1	4:38.338	3:05.089	41.961	51.288	131.2	4:38.338
2	2:01.448	32.854	38.838	49.756	208.9	6:39.786
3	1:58.547	31.585	37.798	49.164	236.8	8:38.333
4	2:30.432	31.099	37.582	1:21.751	239.5	11:08.765
5	2:05.807	33.218	37.870	54.719	220.0	13:14.572
6	1:58.173	31.075	37.554	49.544	238.9	15:12.745
7	9:35.889 B	31.104	37.612	8:27.173	236.8	24:48.634

26 Linus LUNDQVIST		SWE				
Double R		Dallara 326				
1	4:20.133	2:44.991	42.219	52.923	97.2	4:20.133
2	2:10.381 B	33.238	38.980	58.163	230.3	6:30.514
3	3:07.722 B	1:31.645	37.975	58.102	127.1	9:38.236
4	3:07.728	1:39.352	38.807	49.569	74.9	12:45.964
5	1:58.723	31.690	37.733	49.300	234.3	14:44.687
6	1:58.020	31.229	37.477	49.314	233.8	16:42.707
7	1:57.728	30.982	37.442	49.304	234.3	18:40.435
8	6:34.384 B	31.297	37.578	5:25.509	234.3	25:14.819
9	2:35.750	1:00.854	41.800	53.096	59.3	27:50.569
10	2:08.765	33.994	40.452	54.319	212.6	29:59.334
11	1:58.067	31.222	37.723	49.122	233.3	31:57.401
12	1:58.466	30.568	37.353	50.545	237.4	33:55.867
13	1:59.933	31.038	37.244	51.651	237.4	35:55.800
14	1:57.583	31.367	37.330	48.886	236.3	37:53.383
15	1:56.918	30.902	37.266	48.750	236.3	39:50.301
16	1:56.957	30.824	37.203	48.930	237.4	41:47.258

27 Heitor DALL'AGNOL		BRA				
Palou Motorsport		Dallara 326				
1	3:17.786	1:34.789	44.707	58.290	138.3	3:17.786
2	2:07.219	33.979	40.507	52.733	196.7	5:25.005
3	2:05.113	32.352	39.991	52.770	213.9	7:30.118
4	1:59.057	31.084	37.387	50.586	237.9	9:29.175
5	2:39.703	32.829	1:16.862	50.012	237.4	12:08.878
6	1:57.087	31.086	37.348	48.653	237.9	14:05.965
7	1:56.538	30.755	37.190	48.593	237.9	16:02.503
8	2:10.579 B	30.806	39.184	1:00.589	237.4	18:13.082
9	8:54.953	7:11.856	45.991	57.106	102.6	27:08.035
10	2:11.757	35.500	41.490	54.767	204.9	29:19.792
11	2:07.821	32.386	38.848	56.587	215.6	31:27.613
12	1:57.890	30.911	37.189	49.790	238.4	33:25.503
13	1:56.238	30.624	37.043	48.571	238.4	35:21.741
14	2:07.913	30.684	45.336	51.893	238.4	37:29.654
15	1:56.190	30.798	37.178	48.214	238.9	39:25.844
16	1:56.300	30.697	36.901	48.702	240.0	41:22.144

31 Renzo BARBUY		ARG				
TC Racing		Dallara 326				
1	4:17.687	2:43.146	42.105	52.436	85.6	4:17.687
2	2:02.919	33.294	38.873	50.752	232.3	6:20.606
3	2:00.646	31.861	38.178	50.607	235.3	8:21.252
4	2:31.329	34.337	39.381	1:17.611	228.8	10:52.581
5	2:14.954	45.696	38.595	50.663	114.4	13:07.535
6	1:58.882	31.617	37.883	49.382	236.8	15:06.417
7	1:58.909	31.470	37.828	49.611	235.8	17:05.326
8	1:59.085	31.572	38.018	49.495	235.8	19:04.411

# EURO CUP 3

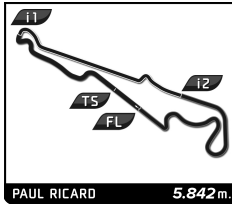


## Eurocup3 ROUND 1 - PAUL RICARD Official Previous Test 1

### Sector Analysis

_ Invalidated Lap							■ Personal Best							■ Session Best							B Crossing the pit lane						
Lap	Time	Sector 1	Sector 2	Sector 3	T.Sp	Elapsed	Lap	Time	Sector 1	Sector 2	Sector 3	T.Sp	Elapsed	Lap	Time	Sector 1	Sector 2	Sector 3	T.Sp	Elapsed	Lap	Time	Sector 1	Sector 2	Sector 3	T.Sp	Elapsed
9	7:06.981 B	31.753	38.923	5:56.305	234.3	26:11.392	9	1:56.887	30.893	37.281	48.713	237.9	35:34.243	9	1:56.887	30.893	37.281	48.713	237.9	35:34.243							
10	2:30.694	55.497	42.689	52.508	108.3	28:42.086	10	1:56.501	30.525	37.277	48.699	238.9	37:30.744	10	1:56.501	30.525	37.277	48.699	238.9	37:30.744							
11	2:02.291	34.277	38.078	49.936	231.8	30:44.377	11	1:56.501	30.729	37.200	48.572	241.1	39:27.245	11	1:56.501	30.729	37.200	48.572	241.1	39:27.245							
12	1:58.648	31.419	37.789	49.440	234.8	32:43.025	12	1:56.990	30.723	37.251	49.016	241.1	41:24.235	12	1:56.990	30.723	37.251	49.016	241.1	41:24.235							
13	1:58.442	31.346	37.722	49.374	235.3	34:41.467																					
14	1:57.725	31.077	37.430	49.218	236.8	36:39.192																					
15	1:59.464	31.849	38.067	49.548	237.9	38:38.656																					
16	2:09.697 B	31.268	37.623	1:00.806	236.3	40:48.353																					
<b>33</b>	<b>Rafael PERARD</b>						FRA	<b>41</b>	<b>Alex POWELL</b>						USA												
	Palou Motorsport						Dallara 326		Griffin Core						Dallara 326												
1	3:13.440	1:31.978	45.313	56.149	124.6	3:13.440	1	5:00.622 B	3:17.598	41.572	1:01.452	119.2	5:00.622														
2	2:08.997	33.685	41.857	53.455	231.8	5:22.437	2	2:31.914	1:02.927	38.429	50.558	139.4	7:32.536														
3	2:05.082	33.712	39.658	51.712	160.0	7:27.519	3	1:58.065	30.980	37.208	49.877	236.8	9:30.601														
4	1:58.964	31.466	38.040	49.458	238.4	9:26.483	4	2:40.340	32.613	1:18.231	49.496	239.5	12:10.941														
5	2:36.947	31.682	1:16.135	49.130	237.9	12:03.430	5	1:56.387	30.867	37.156	48.364	237.4	14:07.328														
6	1:57.501	31.161	37.311	49.029	239.5	14:00.931	6	1:56.381	30.738	37.221	48.422	239.5	16:03.709														
7	1:56.999	31.036	37.261	48.702	238.4	15:57.930	7	1:56.499	30.780	37.077	48.642	238.9	18:00.208														
8	2:12.274 B	30.850	37.198	1:04.226	238.4	18:10.204	8	2:04.665	34.323	40.084	50.258	237.4	20:04.873														
9	8:56.104	7:13.245	45.987	56.872	103.8	27:06.308	9	1:56.284	30.718	37.230	48.336	237.4	22:01.157														
10	2:10.947	35.502	41.644	53.801	216.4	29:17.255	10	2:09.923 B	30.770	37.185	1:01.968	236.8	24:11.080														
11	2:05.476	33.168	39.094	53.214	201.5	31:22.731	11	4:08.987	2:38.946	39.662	50.379	126.6	28:20.067														
12	1:55.889	30.528	37.002	48.359	239.5	33:18.620	12	1:57.490	31.596	37.226	48.668	236.8	30:17.557														
13	1:56.358	30.614	36.919	48.825	239.5	35:14.978	13	1:55.862	30.675	36.955	48.232	240.0	32:13.419														
14	2:06.132	30.741	37.458	57.933	240.0	37:21.110	14	1:56.988	30.610	37.171	49.207	238.9	34:10.407														
15	1:58.001	30.774	37.086	50.141	240.0	39:19.111	15	1:55.697	30.600	36.941	48.156	237.9	36:06.104														
16	1:56.176	30.519	37.012	48.645	240.5	41:15.287	16	2:04.424	30.981	39.845	53.598	237.4	38:10.528														
							17	1:55.798	30.591	36.830	48.377	239.5	40:06.326														
<b>37</b>	<b>Filippo FIORENTINO</b>						BRA	<b>44</b>	<b>Rayan CARETTI</b>						FRA												
	Drivex						Dallara 326		GRS						Dallara 326												
1	3:57.670 B	2:12.661	41.584	1:03.425	124.9	3:57.670	1	3:35.452 B	1:51.627	40.465	1:03.360	144.4	3:35.452														
2	2:39.520	1:06.830	39.703	52.987	129.8	6:37.190	2	2:53.958 B	1:16.203	38.869	58.886	147.7	6:29.410														
3	1:59.122	31.537	37.625	49.960	238.4	8:36.312	3	2:25.371	57.683	37.813	49.875	147.1	8:54.781														
4	2:30.198	31.283	37.428	1:21.487	240.5	11:06.510	4	2:41.810	31.793	45.045	1:24.972	239.5	11:36.591														
5	2:03.996	32.810	37.691	53.495	221.3	13:10.506	5	1:59.065	31.909	37.694	49.462	240.0	13:35.656														
6	1:57.857	31.063	37.294	49.500	239.5	15:08.363	6	2:01.455	31.469	37.624	52.362	238.4	15:37.111														
7	2:01.206	31.247	37.429	52.530	240.0	17:09.569	7	1:59.211	31.732	37.754	49.725	237.9	17:36.322														
8	7:33.962 B	30.957	37.541	6:25.464	238.9	24:43.531	8	2:22.209 B	32.677	40.487	1:09.045	237.4	19:58.531														
9	2:30.262	55.092	40.415	54.755	135.0	27:13.793	9	7:25.438	5:52.238	42.030	51.170	130.4	27:23.969														
10	2:04.975	32.470	38.691	53.814	238.4	29:18.768	10	2:02.244	33.619	38.622	50.003	234.8	29:26.213														
11	1:58.745	31.395	37.307	50.043	241.1	31:17.513	11	2:08.736	31.418	37.578	59.740	236.3	31:34.949														
12	1:56.784	30.824	36.914	49.046	240.5	33:14.297	12	1:57.452	31.431	37.069	48.952	238.4	33:32.401														
13	1:58.930	30.790	37.146	50.994	239.5	35:13.227	13	1:56.875	30.858	37.049	48.968	238.4	35:29.276														
14	1:56.844	30.735	37.023	49.086	241.1	37:10.071	14	1:56.859	30.771	37.060	49.028	238.4	37:26.135														
15	1:57.279	30.966	37.412	48.901	241.6	39:07.350	15	2:04.396	36.506	38.654	49.236	240.0	39:30.531														
16	1:57.344	30.933	37.136	49.275	241.6	41:04.694	16	1:57.121	30.917	37.049	49.155	238.9	41:27.652														
<b>39</b>	<b>Santino PANETTA</b>						ARG	<b>48</b>	<b>James EGOZI</b>						USA												
	Hitech Grand Prix						Dallara 326		Palou Motorsport						Dallara 326												
1	4:32.115	2:59.802	40.889	51.424	147.9	4:32.115	1	3:10.053	1:29.557	44.770	55.726	125.7	3:10.053														
2	2:02.567	31.904	38.757	51.906	234.3	6:34.682	2	2:10.364	35.100	41.758	53.506	184.0	5:20.417														
3	2:00.236	31.703	37.728	50.805	238.4	8:34.918	3	2:04.668	33.245	40.376	51.047	194.6	7:25.085														
4	16:31.769 B	...	...	...	238.9	25:06.687	4	1:56.995	31.030	37.117	48.848	237.4	9:22.080														
5	2:38.762	1:07.236	40.643	50.883	50.8	27:45.449	5	2:38.966	30.842	1:17.917	50.207	237.9	12:01.046														
6	1:58.267	31.527	37.796	48.944	233.3	29:43.716	6	1:56.348	30.703	37.107	48.538	237.9	13:57.394														
7	1:56.932	30.710	37.413	48.809	235.8	31:40.648	7	1:56.050	30.603	36.984	48.463	237.9	15:53.444														
8	1:56.708	30.698	37.268	48.742	238.4	33:37.356	8	2:08.411 B	30.903	37.137	1:00.371	239.5	18:01.855														
							9	9:03.803	7:21.051	45.558	57.194	105.7	27:05.658														
							10	2:10.659	35.494	41.366	53.799	181.2	29:16.317														
							11	2:04.665	32.771	39.633	52.261	211.4	31:20.982														

# EURO CUP 3

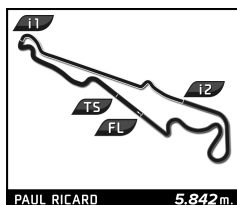


## Eurocup3 ROUND 1 - PAUL RICARD Official Previous Test 1

### Sector Analysis

— Invalidated Lap							■ Personal Best							■ Session Best							■ Crossing the pit lane													
Lap	Time	Sector 1	Sector 2	Sector 3	T.Spd	Elapsed	Lap	Time	Sector 1	Sector 2	Sector 3	T.Spd	Elapsed	Lap	Time	Sector 1	Sector 2	Sector 3	T.Spd	Elapsed	Lap	Time	Sector 1	Sector 2	Sector 3	T.Spd	Elapsed							
12	<b>1:55.332</b>	30.416	36.809	<b>48.107</b>	239.5	33:16.314	13	2:07.369	31.641	44.382	51.346	238.4	37:14.717	14	1:58.309	31.369	37.359	49.581	239.5	39:13.026	15	1:56.990	30.796	37.455	48.739	238.4	41:10.016							
13	1:55.499	<b>30.329</b>	<b>36.777</b>	48.393	240.0	35:11.813																												
14	1:55.584	30.377	36.955	48.252	238.9	37:07.397																												
15	2:10.055	34.854	41.699	53.502	238.9	39:17.452																												
16	1:55.753	30.387	36.925	48.441	240.0	41:13.205																												
<b>70</b>	<b>Andre RODRIGUEZ</b>						USA	<b>91</b>	<b>Lorenzo CAMPOS</b>						AGO																			
	GRS						Dallara 326		Double R						Dallara 326																			
1	3:33.977 <b>B</b>	1:49.591	41.872	1:02.514	142.3	3:33.977	1	4:25.698	2:48.909	43.431	53.358	131.5	4:25.698																					
2	<b>2:35.340 B</b>	57.074	39.003	<b>59.263</b>	144.0	6:09.317	2	2:04.698	33.426	40.430	50.842	221.8	6:30.396																					
3	2:35.726	1:03.993	40.409	51.324	71.3	8:45.043	3	<b>2:01.058</b>	31.567	38.806	<b>50.685</b>	236.8	8:31.454																					
4	2:40.961	31.610	37.902	1:31.449	235.3	11:26.004	4	2:29.544	31.197	39.078	1:19.269	237.9	11:00.998																					
5	1:59.279	31.821	37.837	49.621	233.8	13:25.283	5	2:05.667	37.625	37.812	50.230	201.5	13:06.665																					
6	2:07.203 <b>B</b>	31.598	37.685	57.920	235.8	15:32.486	6	1:58.220	31.460	37.555	49.205	238.9	15:04.885																					
7	7:07.979	5:32.087	43.338	52.554	122.6	22:40.465	7	1:57.963	31.218	37.445	49.300	236.8	17:02.848																					
8	2:03.523	33.678	39.149	50.696	208.1	24:43.988	8	7:05.585 <b>B</b>	32.391	37.626	5:55.568	241.6	24:08.433																					
9	2:02.239	34.716	37.941	49.582	225.9	26:46.227	9	2:33.880	58.522	42.538	52.820	118.2	26:42.313																					
10	1:57.526	31.317	37.233	48.976	233.3	28:43.753	10	2:04.888	33.420	39.978	51.490	225.5	28:47.201																					
11	<b>1:57.459</b>	31.170	<b>37.118</b>	<b>49.171</b>	234.3	30:41.212	11	2:00.932	31.180	<b>37.120</b>	52.632	235.8	30:48.133																					
12	1:57.812	<b>31.085</b>	<b>37.407</b>	49.320	234.8	32:39.024	12	<b>1:56.850</b>	<b>30.811</b>	37.187	48.852	236.3	32:44.983																					
13	1:57.849	31.252	37.339	49.258	233.8	34:36.873	13	2:04.878	30.905	39.148	54.825	237.4	34:49.861																					
14	<b>1:57.254</b>	31.107	37.224	<b>48.923</b>	234.8	36:34.127	14	1:56.904	30.879	37.309	<b>48.716</b>	238.9	36:46.765																					
15	2:01.032	33.064	38.479	49.489	233.8	38:35.159	15	1:58.456	31.128	37.445	49.883	237.4	38:45.221																					
16	1:57.363	<b>31.021</b>	37.280	49.062	235.3	40:32.522	16	1:57.126	30.986	37.186	48.954	238.9	40:42.347																					
<b>77</b>	<b>Bart HARRISON</b>						GBR	<b>99</b>	<b>René LAMMERS</b>						NLD																			
	Double R						Dallara 326		MP Motorsport						Dallara 326																			
1	4:25.146	2:46.835	43.764	54.547	125.3	4:25.146	1	2:39.734	1:09.081	39.133	51.520	150.0	2:39.734																					
2	2:04.199	33.197	40.226	50.776	235.3	6:29.345	2	1:58.978	31.603	37.917	49.458	233.3	4:38.712																					
3	1:58.593	31.444	37.796	49.353	235.3	8:27.938	3	1:57.261	31.062	37.364	48.835	237.4	6:35.973																					
4	2:26.790	31.080	37.507	1:18.203	236.3	10:54.728	4	<b>1:57.124</b>	30.832	37.540	<b>48.752</b>	238.4	8:33.097																					
5	2:09.608	39.677	37.715	52.216	179.1	13:04.336	5	2:25.567	30.677	37.194	1:17.696	238.4	10:58.664																					
6	<b>1:58.918</b>	31.246	37.512	<b>50.160</b>	238.4	15:03.254	6	2:04.359	37.189	37.543	49.627	190.8	13:03.023																					
7	1:59.207	31.794	37.621	49.792	236.3	17:02.461	7	1:56.345	30.694	37.145	48.506	237.9	14:59.368																					
8	7:53.772 <b>B</b>	31.199	37.580	6:44.993	235.8	24:56.233	8	2:05.965 <b>B</b>	30.810	37.185	57.970	237.9	17:05.333																					
9	2:34.877	59.540	42.575	52.762	110.7	27:31.110	9	2:55.833 <b>B</b>	1:06.140	39.273	1:10.420	149.2	20:01.166																					
10	2:06.449	33.846	40.191	52.412	225.9	29:37.559	10	7:17.201	5:46.791	39.765	50.645	132.4	27:18.367																					
11	1:59.537	31.433	37.305	50.799	233.3	31:37.096	11	2:08.976 <b>B</b>	32.310	38.529	58.137	235.3	29:27.343																					
12	<b>1:56.743</b>	<b>30.650</b>	<b>37.259</b>	<b>48.834</b>	235.3	33:33.839	12	2:20.314	52.640	38.197	49.477	150.8	31:47.657																					
13	2:02.772	30.941	38.611	53.220	235.8	35:36.611	13	1:55.760	<b>30.477</b>	36.996	48.287	237.4	33:43.417																					
14	1:57.019	30.814	37.315	48.890	235.8	37:33.630	14	<b>1:55.604</b>	<b>30.543</b>	36.858	<b>48.203</b>	236.8	35:39.021																					
15	1:57.487	30.872	37.402	49.213	236.3	39:31.117	15	1:55.689	30.536	<b>36.832</b>	48.321	238.4	37:34.710																					
							16	2:07.528 <b>B</b>	30.631	37.704	59.193	239.5	39:42.238																					
<b>84</b>	<b>Genaro TRAPPA</b>						ARG																											
	Hitech Grand Prix						Dallara 326																											
1	4:49.126	3:10.266	44.185	54.675	123.4	4:49.126																												
2	2:06.950	33.408	41.543	51.999	233.8	6:56.076																												
3	<b>2:00.925</b>	31.974	37.767	<b>51.184</b>	235.8	8:57.001																												
4	2:39.087	31.145	46.374	1:21.568	238.4	11:36.088																												
5	1:57.467	31.013	37.588	48.866	235.8	13:33.555																												
6	1:57.318	30.811	37.410	49.097	237.4	15:30.873																												
7	9:09.788 <b>B</b>	31.094	37.524	8:01.170	237.4	24:40.661																												
8	2:31.160	55.278	41.305	54.577	122.3	27:11.821																												
9	2:03.795	33.551	38.905	51.339	231.3	29:15.616																												
10	1:58.410	31.183	37.799	49.428	238.4	31:14.026																												
11	<b>1:56.536</b>	<b>30.776</b>	37.188	<b>48.572</b>	237.9	33:10.562																												
12	<b>1:56.786</b>	<b>30.769</b>	<b>37.130</b>	48.887	237.4	35:07.348																												

# EURO CUP 3

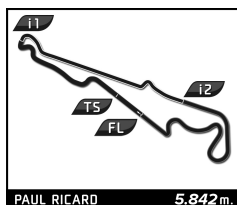


## Eurocup3 ROUND 1 - PAUL RICARD Official Previous Test 1

### Track Limits Analysis

No	Driver	Team	T.L. Nr	Camera	Lap	Time	
2	Kacper SZTUKA	Tecnicar	1	Turn 2	15	11:39:29.522	
							<b>Total Infractions:</b> <input type="text" value="1"/>
3	Edouard BORGNA	Drivex	1	Turn 11	7	11:17:17.328	
3	Edouard BORGNA	Drivex	2	Turn 11	12	11:31:41.989	
3	Edouard BORGNA	Drivex	3	Turn 11	13	11:33:40.325	
3	Edouard BORGNA	Drivex	4	Turn 2	16	11:38:44.973	
							<b>Total Infractions:</b> <input type="text" value="4"/>
4	Ean EYCKMANS	MP Motorsport	1	Turn 11	7	11:14:40.937	
4	Ean EYCKMANS	MP Motorsport	2	Turn 2	14	11:35:03.124	
							<b>Total Infractions:</b> <input type="text" value="2"/>
5	Patrick HEUZENROEDER	Griffin Core	1	Turn 5	3	11:34:44.202	
5	Patrick HEUZENROEDER	Griffin Core	2	Turn 2	4	11:36:26.239	
5	Patrick HEUZENROEDER	Griffin Core	3	Turn 2	5	11:38:23.386	
							<b>Total Infractions:</b> <input type="text" value="3"/>
6	Stylios KOLOVOS	Drivex	1	Turn 2	7	11:15:55.029	
6	Stylios KOLOVOS	Drivex	2	Turn 11	10	11:27:53.255	
6	Stylios KOLOVOS	Drivex	3	Turn 2	12	11:30:41.486	
							<b>Total Infractions:</b> <input type="text" value="3"/>
7	Chistopher EL FEGHALI	Drivex	1	Turn 11	12	11:31:17.458	
7	Chistopher EL FEGHALI	Drivex	2	Turn 11	13	11:33:14.391	
7	Chistopher EL FEGHALI	Drivex	3	Turn 11	16	11:39:09.788	
							<b>Total Infractions:</b> <input type="text" value="3"/>
8	Alceu FELDMANN	MP Motorsport	1	Turn 11	1	11:02:17.677	
8	Alceu FELDMANN	MP Motorsport	2	Turn 11	2	11:04:21.488	
8	Alceu FELDMANN	MP Motorsport	3	Turn 11	3	11:06:33.748	
8	Alceu FELDMANN	MP Motorsport	4	Turn 2	4	11:07:23.762	
8	Alceu FELDMANN	MP Motorsport	5	Turn 11	6	11:13:12.807	
8	Alceu FELDMANN	MP Motorsport	6	Turn 2	8	11:15:59.641	
8	Alceu FELDMANN	MP Motorsport	7	Turn 11	8	11:17:08.999	
							<b>Total Infractions:</b> <input type="text" value="6"/>
9	Thomas STRAUVEN	Griffin Core	1	Turn 11	3	11:08:14.679	
9	Thomas STRAUVEN	Griffin Core	2	Turn 2	4	11:09:05.164	
9	Thomas STRAUVEN	Griffin Core	3	Turn 11	5	11:12:54.873	
9	Thomas STRAUVEN	Griffin Core	4	Turn 2	6	11:13:44.110	
9	Thomas STRAUVEN	Griffin Core	5	Turn 2	12	11:29:29.045	
							<b>Total Infractions:</b> <input type="text" value="5"/>
10	Enzo TARNVANICHKUL	Griffin Core	1	Turn 11	3	11:07:33.749	
10	Enzo TARNVANICHKUL	Griffin Core	2	Turn 11	7	11:17:59.728	
10	Enzo TARNVANICHKUL	Griffin Core	3	Turn 11	10	11:23:49.735	
10	Enzo TARNVANICHKUL	Griffin Core	4	Turn 2	13	11:30:34.649	
							<b>Total Infractions:</b> <input type="text" value="4"/>
11	Luca VIISOREANU	TC Racing	1	Turn 2	6	11:13:20.184	
11	Luca VIISOREANU	TC Racing	2	Turn 11	6	11:14:37.141	
11	Luca VIISOREANU	TC Racing	3	Turn 2	16	11:38:09.436	
							<b>Total Infractions:</b> <input type="text" value="2"/>
12	Gianmarco PRADEL	MP Motorsport	1	Turn 2	12	11:30:39.285	
12	Gianmarco PRADEL	MP Motorsport	2	Turn 2	15	11:36:27.106	
							<b>Total Infractions:</b> <input type="text" value="2"/>
16	Bianca BUSTAMANTE	Palou Motorsport	1	Turn 2	5	11:09:47.169	
16	Bianca BUSTAMANTE	Palou Motorsport	2	Turn 2	6	11:12:27.830	
16	Bianca BUSTAMANTE	Palou Motorsport	3	Turn 2	11	11:33:41.364	
16	Bianca BUSTAMANTE	Palou Motorsport	4	Turn 11	14	11:40:44.714	
16	Bianca BUSTAMANTE	Palou Motorsport	5	Turn 15	14	11:41:17.638	

# EURO CUP 3

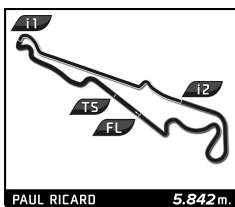


## Eurocup3 ROUND 1 - PAUL RICARD Official Previous Test 1

### Track Limits Analysis

No	Driver	Team	T.L. Nr	Camera	Lap	Time	
							<b>Total Infractions:</b> <input type="text" value="4"/>
20	Benjamin BECKLEY	Tecnicar	1	Turn 11	3	11:08:16.411	
20	Benjamin BECKLEY	Tecnicar	2	Turn 2	4	11:09:08.426	
							<b>Total Infractions:</b> <input type="text" value="2"/>
22	Andrej PETROVIC	Tecnicar	1	Turn 11	6	11:14:15.740	
22	Andrej PETROVIC	Tecnicar	2	Turn 11	13	11:32:48.126	
22	Andrej PETROVIC	Tecnicar	3	Turn 11	15	11:36:42.521	
							<b>Total Infractions:</b> <input type="text" value="3"/>
23	Stefan BOSTANDJIEV	Hitech Grand Prix	1	Turn 5	13	11:35:58.550	
23	Stefan BOSTANDJIEV	Hitech Grand Prix	2	Turn 5	14	11:37:56.595	
							<b>Total Infractions:</b> <input type="text" value="2"/>
26	Linus LUNDQVIST	Double R	1	Turn 11	12	11:33:20.652	
							<b>Total Infractions:</b> <input type="text" value="1"/>
27	Heitor DALL'AGNOL	Palou Motorsport	1	Turn 11	6	11:13:32.538	
27	Heitor DALL'AGNOL	Palou Motorsport	2	Turn 11	12	11:32:50.852	
							<b>Total Infractions:</b> <input type="text" value="2"/>
31	Renzo BARBUY	TC Racing	1	Turn 11	2	11:05:45.478	
31	Renzo BARBUY	TC Racing	2	Turn 2	6	11:13:22.415	
31	Renzo BARBUY	TC Racing	3	Turn 11	12	11:32:08.991	
31	Renzo BARBUY	TC Racing	4	Turn 2	16	11:38:53.375	
31	Renzo BARBUY	TC Racing	5	Turn 11	16	11:40:03.112	
							<b>Total Infractions:</b> <input type="text" value="4"/>
33	Rafael PERARD	Palou Motorsport	1	Turn 2	4	11:07:42.176	
33	Rafael PERARD	Palou Motorsport	2	Turn 11	4	11:08:52.538	
33	Rafael PERARD	Palou Motorsport	3	Turn 11	15	11:38:44.115	
							<b>Total Infractions:</b> <input type="text" value="2"/>
37	Filippo FIORENTINO	Drivex	1	Turn 11	3	11:08:01.674	
37	Filippo FIORENTINO	Drivex	2	Turn 2	7	11:15:22.835	
37	Filippo FIORENTINO	Drivex	3	Turn 11	7	11:16:35.331	
37	Filippo FIORENTINO	Drivex	4	Turn 11	13	11:34:37.521	
							<b>Total Infractions:</b> <input type="text" value="3"/>
39	Santino PANETTA	Hitech Grand Prix	1	Turn 2	3	11:06:49.355	
							<b>Total Infractions:</b> <input type="text" value="1"/>
41	Alex POWELL	Griffin Core	1	Turn 2	14	11:32:27.956	
							<b>Total Infractions:</b> <input type="text" value="1"/>
44	Rayan CARETTI	GRS	1	Turn 11	2	11:05:45.478	
44	Rayan CARETTI	GRS	2	Turn 2	3	11:07:09.638	
44	Rayan CARETTI	GRS	3	Turn 2	6	11:13:50.512	
44	Rayan CARETTI	GRS	4	Turn 11	6	11:15:00.073	
44	Rayan CARETTI	GRS	5	Turn 11	16	11:40:54.052	
							<b>Total Infractions:</b> <input type="text" value="4"/>
70	Andre RODRIGUEZ	GRS	1	Turn 11	2	11:05:26.016	
70	Andre RODRIGUEZ	GRS	2	Turn 11	11	11:30:07.528	
70	Andre RODRIGUEZ	GRS	3	Turn 2	16	11:38:49.847	
							<b>Total Infractions:</b> <input type="text" value="3"/>
77	Bart HARRISON	Double R	1	Turn 11	6	11:14:28.466	
							<b>Total Infractions:</b> <input type="text" value="1"/>
84	Genaro TRAPPA	Hitech Grand Prix	1	Turn 11	3	11:08:22.005	
84	Genaro TRAPPA	Hitech Grand Prix	2	Turn 2	11	11:31:28.698	

# EURO CUP 3



## Eurocup3 ROUND 1 - PAUL RICARD Official Previous Test 1

### Track Limits Analysis

No	Driver	Team	T.L. Nr	Camera	Lap	Time
						<b>Total Infractions:</b> <input type="text" value="2"/>
91	Lorenzo CAMPOS	Double R	1	Turn 11	3	11:07:55.477
						<b>Total Infractions:</b> <input type="text" value="1"/>
99	René LAMMERS	MP Motorsport	1	Turn 11	4	11:07:59.547
						<b>Total Infractions:</b> <input type="text" value="1"/>

TOTAL TRACK LIMITS: 79

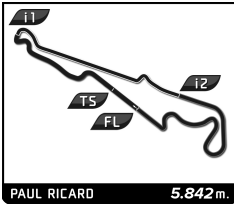
Published at: .....11:45.....

**Track Limits Operator:**

Daphne FERNÁNDEZ  
OD-1537-ESP-CAT

DAPHNE FERNANDEZ OD-1537-ESP-CAT

# EURO CUP 3




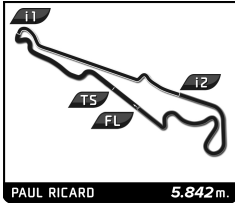
## Eurocup3 ROUND 1 - PAUL RICARD Official Previous Test 1

### Race Director Report

Hour	Flag	Message
10:51:26		E3 - PIT LANE WILL BE OPEN AT 11:00
11:00:00		PIT LANE OPEN
11:09:20		FCY WILL START AT 11:10
11:09:42	YF	YELLOW FLAG AT TURN 6/7
11:10:00	FY	FCY
11:10:53		FCY WILL END AT 11:11:03
11:11:03	GF	GREEN FLAG
11:18:13	YF	YELLOW FLAG AT TURN 1/2
11:18:22	GF	GREEN FLAG
11:36:25	YF	YELLOW FLAG AT TURN 2 EXIT
11:36:30	YF	YELLOW FLAG AT TURN 1/2,2 EXIT
11:36:46	YF	YELLOW FLAG AT TURN 2 EXIT
11:36:47	GF	GREEN FLAG
11:40:00		CHEQUERED FLAG

Published at: ...11:45.....

<b>Race Director:</b> Luis GONZÁLEZ 	<b>Timekeeper:</b> Alberto ESTÉBANEZ 
---	--

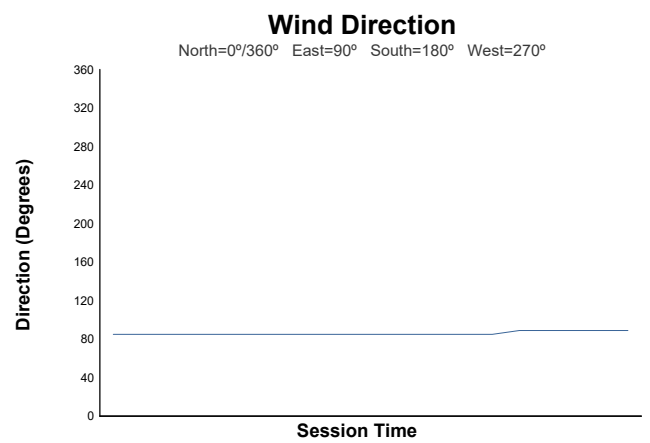
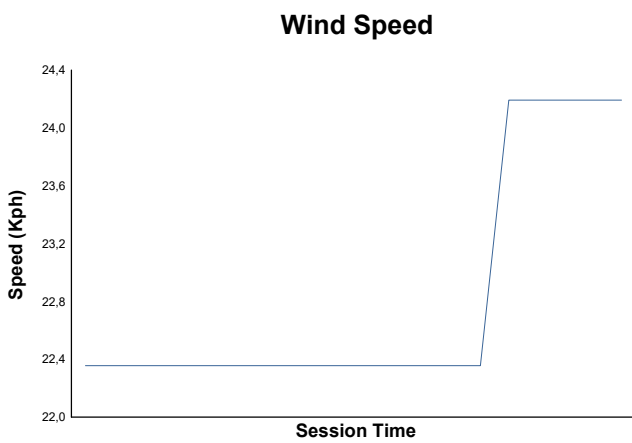
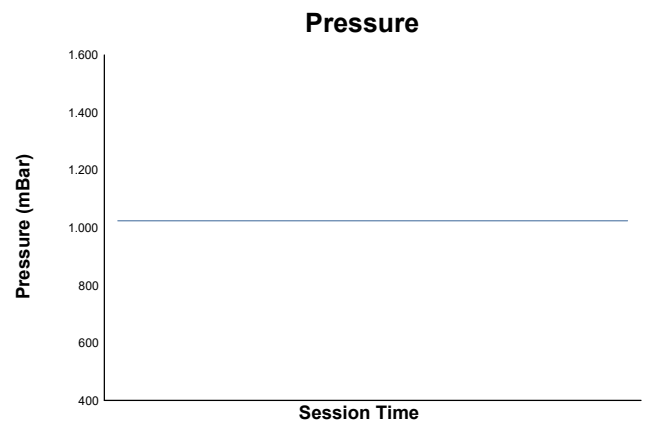
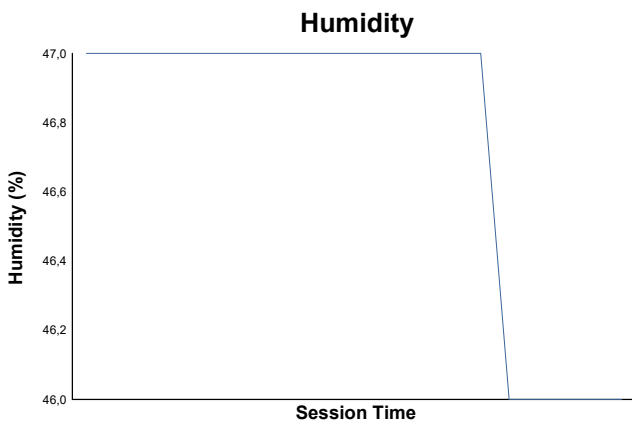
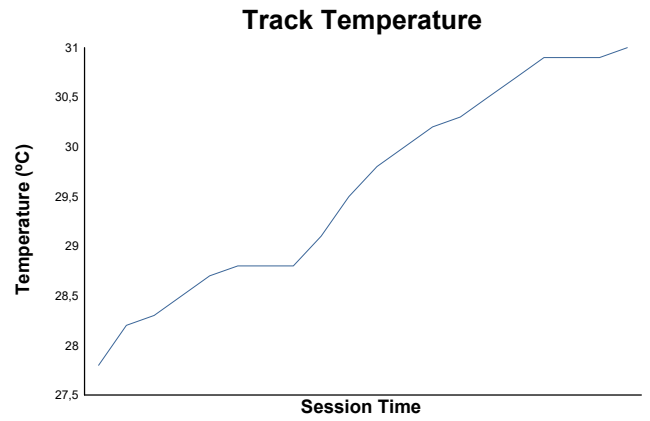
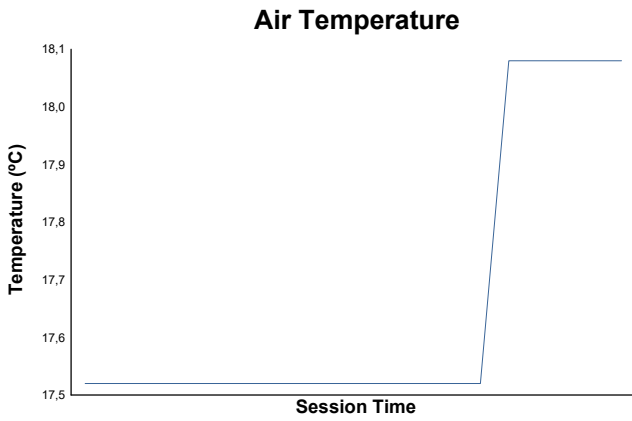


## ROUND 1 - PAUL RICARD

### Eurocup3

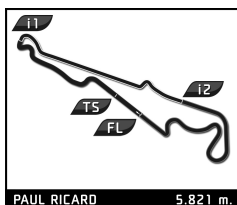
### Official Previous Test 1

### Weather Report



Track Status: **DRY**

# EURO CUP 3



## Eurocup3 ROUND 1 - PAUL RICARD Official Previous Test 2

### Classification

No	Driver	Nat	Team	Car	Cl.	Time	Lap Total	Gap	Kph
1	14 Keanu AL AZHARI	ARE	Hitech	Dallara 326		1:55.220	12 15	- -	182.5
2	10 Enzo TARNVANICHKUL	THA	Griffin Core	Dallara 326		1:55.484	14 16	+0.264 +0.264	182.1
3	48 James EGOZI	USA	Palou Motorsport	Dallara 326		1:55.511	12 15	+0.291 +0.027	182.1
4	12 Gianmarco PRADEL	AUS	MP Motorsport	Dallara 326		1:55.571	10 14	+0.351 +0.060	182.0
5	4 Ean EYCKMANS	BEL	MP Motorsport	Dallara 326	R	1:55.585	13 14	+0.365 +0.014	182.0
6	99 René LAMMERS	NLD	MP Motorsport	Dallara 326	R	1:55.617	11 13	+0.397 +0.032	181.9
7	5 Patrick HEUZENROEDER	AUS	Griffin Core	Dallara 326		1:55.862	12 16	+0.642 +0.245	181.5
8	2 Kacper SZTUKA	POL	Tecnicar	Dallara 326		1:55.973	12 14	+0.753 +0.111	181.3
9	27 Heitor DALL'AGNOL	BRA	Palou Motorsport	Dallara 326	R	1:55.981	11 15	+0.761 +0.008	181.3
10	9 Thomas STRAUVEN	BEL	Griffin Core	Dallara 326	R	1:56.067	9 13	+0.847 +0.086	181.2
11	7 Chistopher EL FEGHALI	LBN	Drivex	Dallara 326	R	1:56.091	13 16	+0.871 +0.024	181.2
12	41 Alex POWELL	USA	Griffin Core	Dallara 326	R	1:56.121	11 16	+0.901 +0.030	181.1
13	39 Santino PANETTA	ARG	Hitech	Dallara 326	R	1:56.162	12 15	+0.942 +0.041	181.1
14	84 Genaro TRAPPA	ARG	Hitech	Dallara 326	R	1:56.205	11 15	+0.985 +0.043	181.0
15	33 Rafael PERARD	FRA	Palou Motorsport	Dallara 326	R	1:56.257	11 15	+1.037 +0.052	180.9
16	22 Andrej PETROVIC	SRB	Tecnicar	Dallara 326	R	1:56.304	14 17	+1.084 +0.047	180.8
17	8 Alceu FELDMANN	BRA	MP Motorsport	Dallara 326		1:56.425	15 16	+1.205 +0.121	180.6
18	26 Linus LUNDQVIST	SWE	Double R	Dallara 326		1:56.488	11 14	+1.268 +0.063	180.5
19	37 Filippo FIORENTINO	BRA	Drivex	Dallara 326	R	1:56.594	12 16	+1.374 +0.106	180.4
20	23 Stefan BOSTANDJIEV	BGR	Hitech	Dallara 326		1:56.728	12 15	+1.508 +0.134	180.2
21	44 Rayan CARETTI	FRA	GRS	Dallara 326	R	1:56.840	13 16	+1.620 +0.112	180.0
22	11 Luca VIISOREANU	ROU	TC Racing	Dallara 326	R	1:56.879	17 17	+1.659 +0.039	179.9
23	77 Bart HARRISON	GBR	Double R	Dallara 326	R	1:57.001	11 15	+1.781 +0.122	179.8
24	91 Lorenzo CAMPOS	AGO	Double R	Dallara 326	R	1:57.435	11 15	+2.215 +0.434	179.1
25	16 Bianca BUSTAMANTE	PHL	Palou Motorsport	Dallara 326		1:57.437	12 16	+2.217 +0.002	179.1
26	6 Stylianos KOLOVOS	GRC	Drivex	Dallara 326	R	1:57.553	16 17	+2.333 +0.116	178.9
27	70 Andre RODRIGUEZ	USA	GRS	Dallara 326	R	1:57.605	12 17	+2.385 +0.052	178.8
28	3 Edouard BORGNA	FRA	Drivex	Dallara 326		1:57.678	11 15	+2.458 +0.073	178.7
29	31 Renzo BARBUY	ARG	TC Racing	Dallara 326	R	1:58.013	15 16	+2.793 +0.335	178.2
30	20 Benjamin BECKLEY	CRI	Tecnicar	Dallara 326	R	1:58.758	14 17	+3.538 +0.745	177.1

Fastest Lap: Lap 12 Keanu AL AZHARI 1:55.220 182.5 Kph

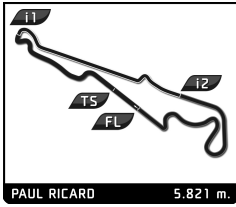
Published at: ....15:30.....

Track Status: **DRY**

Race Director:  
Luis GONZÁLEZ

Timekeeper:  
Alberto ESTÉBANEZ

# EURO CUP 3



## Eurocup3 ROUND 1 - PAUL RICARD Official Previous Test 2

### Classification by Class

No	Driver	Nat	Team	Car	Time	Lap Total	Gap	Kph
<b>R</b>								
1	4 Ean EYCKMANS	BEL	MP Motorsport	Dallara 326	1:55.585	13 14		182.0
2	99 René LAMMERS	NLD	MP Motorsport	Dallara 326	1:55.617	11 13	+0.032 +0.032	181.9
3	27 Heitor DALL'AGNOL	BRA	Palou Motorsport	Dallara 326	1:55.981	11 15	+0.396 +0.364	181.3
4	9 Thomas STRAUVEN	BEL	Griffin Core	Dallara 326	1:56.067	9 13	+0.482 +0.086	181.2
5	7 Christopher EL FEHALI	LBN	Drivex	Dallara 326	1:56.091	13 16	+0.506 +0.024	181.2
6	41 Alex POWELL	USA	Griffin Core	Dallara 326	1:56.121	11 16	+0.536 +0.030	181.1
7	39 Santino PANETTA	ARG	Hitech	Dallara 326	1:56.162	12 15	+0.577 +0.041	181.1
8	84 Genaro TRAPPA	ARG	Hitech	Dallara 326	1:56.205	11 15	+0.620 +0.043	181.0
9	33 Rafael PERARD	FRA	Palou Motorsport	Dallara 326	1:56.257	11 15	+0.672 +0.052	180.9
10	22 Andrej PETROVIC	SRB	Tecnicar	Dallara 326	1:56.304	14 17	+0.719 +0.047	180.8
11	37 Filippo FIORENTINO	BRA	Drivex	Dallara 326	1:56.594	12 16	+1.009 +0.290	180.4
12	44 Rayan CARETTI	FRA	GRS	Dallara 326	1:56.840	13 16	+1.255 +0.246	180.0
13	11 Luca VIISOREANU	ROU	TC Racing	Dallara 326	1:56.879	17 17	+1.294 +0.039	179.9
14	77 Bart HARRISON	GBR	Double R	Dallara 326	1:57.001	11 15	+1.416 +0.122	179.8
15	91 Lorenzo CAMPOS	AGO	Double R	Dallara 326	1:57.435	11 15	+1.850 +0.434	179.1
16	6 Stylianos KOLOVOS	GRC	Drivex	Dallara 326	1:57.553	16 17	+1.968 +0.118	178.9
17	70 Andre RODRIGUEZ	USA	GRS	Dallara 326	1:57.605	12 17	+2.020 +0.052	178.8
18	31 Renzo BARBUY	ARG	TC Racing	Dallara 326	1:58.013	15 16	+2.428 +0.408	178.2
19	20 Benjamin BECKLEY	CRI	Tecnicar	Dallara 326	1:58.758	14 17	+3.173 +0.745	177.1

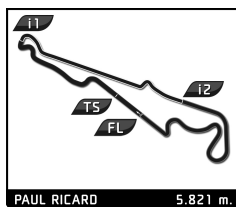
Published at: .....15:30.....

Track Status: **DRY**

**Race Director:**  
Luis GONZÁLEZ

**Timekeeper:**  
Alberto ESTÉBANEZ

# EURO CUP 3

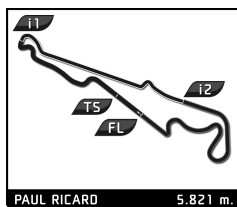


## Eurocup3 ROUND 1 - PAUL RICARD Official Previous Test 2

### Best Top Speed

No Driver	Team	Class	Top 1		Top 2		Top 3		Top 4		Top 5		
			Kph	Lap	Kph	Lap	Kph	Lap	Kph	Lap	Kph	Lap	Avg
14 Keanu AL AZHARI	Hitech		247.1	6	243.8	11	243.2	12	243.2	15	242.7	7	244,0
6 Stylianos KOLOVOS	Drivex	R	246.0	12	243.8	13	242.7	8	242.2	11	242.2	17	243,4
48 James EGOZI	Palou Motorsport		244.9	13	243.8	11	243.8	12	243.2	15	242.2	10	243,6
37 Filippo FIORENTINO	Drivex	R	244.3	12	243.8	15	243.2	5	242.7	13	241.6	16	243,1
39 Santino PANETTA	Hitech	R	244.3	13	244.3	15	243.8	7	242.7	11	242.7	12	243,6
44 Rayan CARETTI	GRS	R	244.3	5	242.7	12	242.7	13	241.6	8	241.6	14	242,6
11 Luca VIISOREANU	TC Racing	R	243.8	15	242.7	5	242.7	17	242.2	9	241.6	6	242,6
3 Edouard BORGNA	Drivex		243.2	11	242.2	15	241.6	10	241.6	12	240.5	5	241,8
5 Patrick HEUZENROEDER	Griffin Core		243.2	16	241.1	13	240.5	12	240.0	4	240.0	7	241,0
7 Chistopher EL FEGHALI	Drivex	R	243.2	16	242.7	5	242.7	12	242.7	14	242.2	4	242,7
10 Enzo TARNVANICHKUL	Griffin Core		243.2	16	242.7	5	242.7	12	242.7	13	242.2	11	242,7
22 Andrej PETROVIC	Tecnicar	R	243.2	15	242.7	4	242.7	13	242.7	17	242.2	14	242,7
33 Rafael PERARD	Palou Motorsport	R	243.2	12	242.7	15	242.2	10	242.2	11	242.2	13	242,5
84 Genaro TRAPPA	Hitech	R	243.2	11	242.7	10	242.7	12	241.6	14	241.6	15	242,4
91 Lorenzo CAMPOS	Double R	R	243.2	11	241.1	7	240.5	3	240.5	10	240.5	13	241,2
16 Bianca BUSTAMANTE	Palou Motorsport		242.7	10	242.7	15	242.2	11	242.2	12	242.2	14	242,4
20 Benjamin BECKLEY	Tecnicar	R	242.7	17	242.2	12	241.6	16	241.1	13	240.5	6	241,6
23 Stefan BOSTANDJIEV	Hitech		242.7	15	241.6	11	241.1	9	240.5	14	240.0	4	241,2
99 René LAMMERS	MP Motorsport	R	242.7	12	242.2	6	242.2	10	241.6	11	241.1	7	242,0
2 Kacper SZTUKA	Tecnicar		242.2	4	242.2	12	241.6	11	241.6	14	241.1	10	241,7
4 Ean EYCKMANS	MP Motorsport	R	242.2	5	242.2	11	241.6	4	241.6	7	241.6	12	241,8
9 Thomas STRAUVEN	Griffin Core	R	242.2	5	241.6	9	241.6	10	241.6	13	241.1	8	241,6
12 Gianmarco PRADEL	MP Motorsport		242.2	12	241.6	5	241.6	7	241.1	14	240.5	4	241,4
41 Alex POWELL	Griffin Core	R	242.2	10	241.6	12	241.1	16	240.5	7	240.5	9	241,2
27 Heitor DALL'AGNOL	Palou Motorsport	R	241.6	10	241.6	11	241.6	12	241.1	5	240.5	4	241,3
31 Renzo BARBUY	TC Racing	R	241.6	7	241.1	3	241.1	16	240.5	4	240.5	8	241,0
8 Alceu FELDMANN	MP Motorsport		241.1	13	240.5	5	240.0	4	240.0	7	240.0	9	240,3
26 Linus LUNDQVIST	Double R		240.5	10	240.5	14	239.5	11	238.9	9	238.9	13	239,7
70 Andre RODRIGUEZ	GRS	R	240.0	8	239.5	7	239.5	9	238.9	13	238.9	16	239,4
77 Bart HARRISON	Double R	R	237.4	11	236.3	5	236.3	10	236.3	12	236.3	15	236,5

# EURO CUP 3

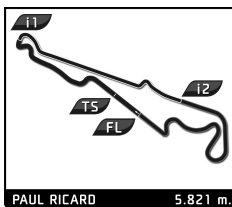


## Eurocup3 ROUND 1 - PAUL RICARD Official Previous Test 2

### Best Sector Times

Sector 1			Sector 2			Sector 3			Ideal Lap	Best Lap
Pos	No Driver	Time	No Driver	Time	No Driver	Time	Pos	No Driver		
1	23 S.BOSTANDJIEV	30.188	99 R.LAMMERS	36.793	14 K.AL AZHARI	48.182	1	14 K.AL AZHARI	1:55.191	1:55.220 (1)
2	14 K.AL AZHARI	30.208	14 K.AL AZHARI	36.801	10 E.TARNVANICHKUL	48.216	2	99 R.LAMMERS	1:55.300	1:55.617 (6)
3	12 G.PRADEL	30.259	48 J.EGOZI	36.825	99 R.LAMMERS	48.240	3	10 E.TARNVANICHKUL	1:55.478	1:55.484 (2)
4	99 R.LAMMERS	30.267	10 E.TARNVANICHKUL	36.841	4 E.EYCKMANS	48.301	4	12 G.PRADEL	1:55.501	1:55.571 (4)
5	5 P.HEUZENROEDER	30.304	4 E.EYCKMANS	36.868	12 G.PRADEL	48.327	5	48 J.EGOZI	1:55.511	1:55.511 (3)
6	2 K.SZTUKA	30.324	7 C.EL FEGHALI	36.882	48 J.EGOZI	48.331	6	4 E.EYCKMANS	1:55.541	1:55.585 (5)
7	48 J.EGOZI	30.355	12 G.PRADEL	36.915	27 H.DALL'AGNOL	48.389	7	5 P.HEUZENROEDER	1:55.795	1:55.862 (7)
8	4 E.EYCKMANS	30.372	44 R.CARETTI	36.944	41 A.POWELL	48.414	8	41 A.POWELL	1:55.809	1:56.121 (12)
9	41 A.POWELL	30.376	5 P.HEUZENROEDER	36.973	39 S.PANETTA	48.434	9	27 H.DALL'AGNOL	1:55.842	1:55.981 (9)
10	10 E.TARNVANICHKUL	30.421	27 H.DALL'AGNOL	36.982	9 T.STRAUVEN	48.445	10	7 C.EL FEGHALI	1:55.943	1:56.091 (11)
11	8 A.FELDMANN	30.440	37 F.FIORENTINO	36.984	2 K.SZTUKA	48.506	11	9 T.STRAUVEN	1:55.962	1:56.067 (10)
12	27 H.DALL'AGNOL	30.471	9 T.STRAUVEN	36.995	5 P.HEUZENROEDER	48.518	12	2 K.SZTUKA	1:55.973	1:55.973 (8)
13	33 R.PERARD	30.480	8 A.FELDMANN	37.017	7 C.EL FEGHALI	48.528	13	8 A.FELDMANN	1:56.057	1:56.425 (17)
14	9 T.STRAUVEN	30.522	41 A.POWELL	37.019	84 G.TRAPPA	48.552	14	23 S.BOSTANDJIEV	1:56.114	1:56.728 (20)
15	7 C.EL FEGHALI	30.533	84 G.TRAPPA	37.031	26 L.LUNDQVIST	48.564	15	39 S.PANETTA	1:56.162	1:56.162 (13)
16	16 B.BUSTAMANTE	30.590	33 R.PERARD	37.037	8 A.FELDMANN	48.600	16	33 R.PERARD	1:56.199	1:56.257 (15)
17	22 A.PETROVIC	30.603	22 A.PETROVIC	37.072	22 A.PETROVIC	48.629	17	84 G.TRAPPA	1:56.205	1:56.205 (14)
18	84 G.TRAPPA	30.622	11 L.VIISOREANU	37.089	33 R.PERARD	48.682	18	22 A.PETROVIC	1:56.304	1:56.304 (16)
19	39 S.PANETTA	30.632	39 S.PANETTA	37.096	23 S.BOSTANDJIEV	48.726	19	26 L.LUNDQVIST	1:56.429	1:56.488 (18)
20	26 L.LUNDQVIST	30.644	2 K.SZTUKA	37.143	37 F.FIORENTINO	48.769	20	37 F.FIORENTINO	1:56.496	1:56.594 (19)
21	77 B.HARRISON	30.717	23 S.BOSTANDJIEV	37.200	44 R.CARETTI	48.835	21	44 R.CARETTI	1:56.776	1:56.840 (21)
22	37 F.FIORENTINO	30.743	26 L.LUNDQVIST	37.221	77 B.HARRISON	48.871	22	11 L.VIISOREANU	1:56.844	1:56.879 (22)
23	31 R.BARBUI	30.804	91 L.CAMPOS	37.250	11 L.VIISOREANU	48.877	23	77 B.HARRISON	1:57.001	1:57.001 (23)
24	91 L.CAMPOS	30.806	70 A.RODRIGUEZ	37.285	31 R.BARBUI	48.991	24	16 B.BUSTAMANTE	1:57.131	1:57.437 (25)
25	6 S.KOLOVOS	30.834	6 S.KOLOVOS	37.289	70 A.RODRIGUEZ	49.043	25	31 R.BARBUI	1:57.151	1:58.013 (29)
26	11 L.VIISOREANU	30.878	3 E.BORGNA	37.307	6 S.KOLOVOS	49.074	26	6 S.KOLOVOS	1:57.197	1:57.553 (26)
27	3 E.BORGNA	30.900	31 R.BARBUI	37.356	16 B.BUSTAMANTE	49.140	27	70 A.RODRIGUEZ	1:57.267	1:57.605 (27)
28	70 A.RODRIGUEZ	30.939	16 B.BUSTAMANTE	37.401	91 L.CAMPOS	49.286	28	91 L.CAMPOS	1:57.342	1:57.435 (24)
29	44 R.CARETTI	30.997	77 B.HARRISON	37.413	3 E.BORGNA	49.315	29	3 E.BORGNA	1:57.522	1:57.678 (28)
30	20 B.BECKLEY	31.066	20 B.BECKLEY	37.677	20 B.BECKLEY	49.547	30	20 B.BECKLEY	1:58.290	1:58.758 (30)

# EURO CUP 3

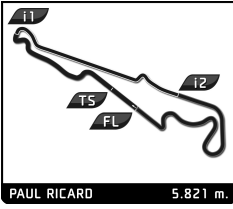


## Eurocup3 ROUND 1 - PAUL RICARD Official Previous Test 2

### Fastest Lap Sequence



Elapsed	No	Driver	Team	Car	Class	Time	Kph	Lap
4:57.541	12	Gianmarco PRADEL	MP Motorsport	Dallara 326		2:04.487	168.9	2
5:16.820	41	Alex POWELL	Griffin Core	Dallara 326	R	2:02.620	171.5	2
6:14.642	2	Kacper SZTUKA	Tecnicar	Dallara 326		2:01.566	173.0	2
6:52.247	99	René LAMMERS	MP Motorsport	Dallara 326	R	1:58.029	178.2	2
6:55.245	12	Gianmarco PRADEL	MP Motorsport	Dallara 326		1:57.704	178.7	3
7:23.598	5	Patrick HEUZENROEDER	Griffin Core	Dallara 326		1:57.152	179.5	3
8:49.186	99	René LAMMERS	MP Motorsport	Dallara 326	R	1:56.939	179.8	3
8:56.012	4	Ean EYCKMANS	MP Motorsport	Dallara 326	R	1:56.289	180.9	4
10:52.279	4	Ean EYCKMANS	MP Motorsport	Dallara 326	R	1:56.267	180.9	5
12:48.520	4	Ean EYCKMANS	MP Motorsport	Dallara 326	R	1:56.241	180.9	6
29:52.802	48	James EGOZI	Palou Motorsport	Dallara 326		1:55.924	181.4	11
31:48.313	48	James EGOZI	Palou Motorsport	Dallara 326		1:55.511	182.1	12
32:56.921	14	Keanu AL AZHARI	Hitech	Dallara 326		1:55.452	182.2	11
34:52.141	14	Keanu AL AZHARI	Hitech	Dallara 326		1:55.220	182.5	12

# EURO CUP 3

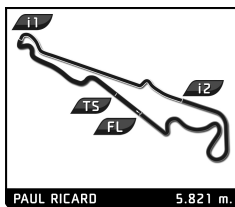


## Eurocup3 ROUND 1 - PAUL RICARD Official Previous Test 2

### Flag Analysis

Flag	Time
 GREEN FLAG	14:50:00.000
 CHEQUERED FLAG	15:30:00.000

# EURO CUP 3

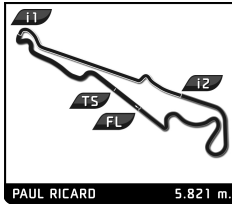


## Eurocup3 ROUND 1 - PAUL RICARD Official Previous Test 2

### Sector Analysis

_ Invalidated Lap							■ Personal Best							■ Session Best							B Crossing the pit lane																																																																																			
Lap	Time	Sector 1	Sector 2	Sector 3	T.Sp	Elapsed	Lap	Time	Sector 1	Sector 2	Sector 3	T.Sp	Elapsed	Lap	Time	Sector 1	Sector 2	Sector 3	T.Sp	Elapsed	Lap	Time	Sector 1	Sector 2	Sector 3	T.Sp	Elapsed																																																																													
<b>2</b> Kacper SZTUKA POL Tecnicar Dallara 326							3 1:57.152 31.032 37.199 48.921 237.4 7:23.598							4 1:56.884 30.734 37.308 48.842 240.0 9:20.482							5 1:56.679 30.632 37.165 48.882 238.9 11:17.161																																																																																			
1	4:13.076	2:37.911	41.180	53.985	126.3	4:13.076	6	1:56.563	30.610	37.173	48.780	238.9	13:13.724	7	2:05.742 B	30.643	37.170	57.929	240.0	15:19.466	8	2:35.983 B	57.758	37.309	1:00.916	141.0	17:55.449	9	8:56.691	7:21.625	41.821	53.245	128.1	26:52.140	10	2:04.364	32.419	40.113	51.832	237.9	28:56.504	11	1:56.807	30.657	37.098	49.052	240.0	30:53.311	12	1:55.862	30.304	37.040	48.518	240.5	32:49.173	13	1:57.489	30.564	38.114	48.811	241.1	34:46.662	14	1:56.107	30.564	36.973	48.570	240.0	36:42.769	15	1:56.329	30.486	37.063	48.780	239.5	38:39.098	16	2:04.971 B	30.634	37.306	57.031	243.2	40:44.069																					
<b>3</b> Edouard BORGNA FRA Drivex Dallara 326							1 4:00.388 2:25.744 41.357 53.287 123.9 4:00.388							2 2:01.429 32.254 38.558 50.617 226.9 6:01.817							3 1:59.534 31.587 37.772 50.175 239.5 8:01.351																																																																																			
1	4:08.265	2:32.933	41.846	53.486	125.6	4:08.265	4	1:58.591	31.151	37.582	49.858	240.0	9:59.942	5	1:58.282	31.109	37.621	49.552	241.1	11:58.224	6	1:59.019	31.031	38.024	49.964	241.1	13:57.243	7	1:58.558	31.144	37.716	49.698	240.0	15:55.801	8	6:34.822 B	31.955	37.868	5:24.999	242.7	22:30.623	9	2:29.707	54.944	41.314	53.449	110.7	25:00.330	10	2:12.361	32.456	38.793	1:01.112	241.1	27:12.691	11	1:59.396	31.558	38.176	49.662	242.2	29:12.087	12	1:59.379	31.203	37.962	50.214	246.0	31:11.466	13	2:06.447	30.834	37.560	58.053	243.8	33:17.913	14	1:57.852	31.109	37.669	49.074	240.5	35:15.765	15	1:58.196	31.123	37.593	49.480	241.1	37:13.961	16	1:57.553	30.923	37.289	49.341	241.6	39:11.514	17	1:58.048	31.186	37.510	49.352	242.2	41:09.562
<b>4</b> Ean EYCKMANS BEL MP Motorsport Dallara 326							1 4:23.938 B 2:38.920 40.406 1:04.612 129.0 4:23.938							2 2:56.837 B 1:17.123 38.424 1:01.290 144.0 7:20.775							3 2:33.023 1:05.051 37.796 50.176 143.8 9:53.798																																																																																			
1	2:49.365	1:11.155	40.169	58.041	150.2	2:49.365	4	1:57.267	31.011	37.118	49.138	242.2	11:51.065	5	2:00.603	31.267	39.573	49.763	242.7	13:51.668	6	2:02.720	33.347	39.477	49.896	241.6	15:54.388	7	1:59.080	31.664	38.009	49.407	240.5	17:53.468	8	1:57.296	30.935	37.162	49.199	241.1	19:50.764	9	6:09.396 B	31.060	37.270	5:01.066	242.2	26:00.160	10	2:36.450	1:03.377	41.359	51.714	98.7	28:36.610	11	1:58.913	31.743	38.065	49.105	236.3	30:35.523	12	1:56.117	30.533	36.882	48.702	242.7	32:31.640	13	1:56.091	30.642	36.921	48.528	242.2	34:27.731	14	1:56.273	30.723	36.963	48.587	242.7	36:24.004	15	2:03.959	30.629	41.661	51.669	242.2	38:27.963	16	1:56.514	30.573	37.110	48.831	243.2	40:24.477							
<b>5</b> Patrick HEUZENROEDER AUS Griffin Core Dallara 326							1 2:56.134 1:20.130 42.197 53.807 127.8 2:56.134							1 3:21.783 1:45.286 42.213 54.284 121.2 3:21.783							2 2:04.663 33.534 39.686 51.443 220.4 5:26.446																																																																																			
<b>6</b> Stylianos KOLOVOS GRC Drivex Dallara 326							1 4:00.388 2:25.744 41.357 53.287 123.9 4:00.388							2 2:01.429 32.254 38.558 50.617 226.9 6:01.817							3 1:59.534 31.587 37.772 50.175 239.5 8:01.351																																																																																			
1	4:08.265	2:32.933	41.846	53.486	125.6	4:08.265	4	1:58.591	31.151	37.582	49.858	240.0	9:59.942	5	1:58.282	31.109	37.621	49.552	241.1	11:58.224	6	1:59.019	31.031	38.024	49.964	241.1	13:57.243	7	1:58.558	31.144	37.716	49.698	240.0	15:55.801	8	6:34.822 B	31.955	37.868	5:24.999	242.7	22:30.623	9	2:29.707	54.944	41.314	53.449	110.7	25:00.330	10	2:12.361	32.456	38.793	1:01.112	241.1	27:12.691	11	1:59.396	31.558	38.176	49.662	242.2	29:12.087	12	1:59.379	31.203	37.962	50.214	246.0	31:11.466	13	2:06.447	30.834	37.560	58.053	243.8	33:17.913	14	1:57.852	31.109	37.669	49.074	240.5	35:15.765	15	1:58.196	31.123	37.593	49.480	241.1	37:13.961	16	1:57.553	30.923	37.289	49.341	241.6	39:11.514	17	1:58.048	31.186	37.510	49.352	242.2	41:09.562
<b>7</b> Chistopher EL FEGHALI LBN Drivex Dallara 326							1 4:23.938 B 2:38.920 40.406 1:04.612 129.0 4:23.938							2 2:56.837 B 1:17.123 38.424 1:01.290 144.0 7:20.775							3 2:33.023 1:05.051 37.796 50.176 143.8 9:53.798																																																																																			
1	2:49.365	1:11.155	40.169	58.041	150.2	2:49.365	4	1:57.267	31.011	37.118	49.138	242.2	11:51.065	5	2:00.603	31.267	39.573	49.763	242.7	13:51.668	6	2:02.720	33.347	39.477	49.896	241.6	15:54.388	7	1:59.080	31.664	38.009	49.407	240.5	17:53.468	8	1:57.296	30.935	37.162	49.199	241.1	19:50.764	9	6:09.396 B	31.060	37.270	5:01.066	242.2	26:00.160	10	2:36.450	1:03.377	41.359	51.714	98.7	28:36.610	11	1:58.913	31.743	38.065	49.105	236.3	30:35.523	12	1:56.117	30.533	36.882	48.702	242.7	32:31.640	13	1:56.091	30.642	36.921	48.528	242.2	34:27.731	14	1:56.273	30.723	36.963	48.587	242.7	36:24.004	15	2:03.959	30.629	41.661	51.669	242.2	38:27.963	16	1:56.514	30.573	37.110	48.831	243.2	40:24.477							
<b>8</b> Alceu FELDMANN BRA MP Motorsport Dallara 326							1 2:56.134 1:20.130 42.197 53.807 127.8 2:56.134							1 3:21.783 1:45.286 42.213 54.284 121.2 3:21.783							2 2:04.663 33.534 39.686 51.443 220.4 5:26.446																																																																																			

# EURO CUP 3



## Eurocup3 ROUND 1 - PAUL RICARD Official Previous Test 2

### Sector Analysis

— Invalidated Lap							■ Personal Best		■ Session Best		■ Crossing the pit lane		
Lap	Time	Sector 1	Sector 2	Sector 3	T.Sp	Elapsed	Lap	Time	Sector 1	Sector 2	Sector 3	T.Sp	Elapsed
2	2:07.386	33.595	40.314	53.477	213.4	5:03.520	5	2:03.765	32.529	41.607	49.629	242.7	12:26.487
3	1:58.357	31.257	37.453	49.647	238.9	7:01.877	6	2:06.290	31.365	39.083	55.842	241.6	14:32.777
4	<u>1:57.910</u>	30.852	37.241	<u>49.817</u>	240.0	8:59.787	7	1:57.797	31.108	37.457	49.232	240.5	16:30.574
5	<u>1:59.522</u>	30.728	37.259	<u>51.535</u>	240.5	10:59.309	8	1:57.513	30.962	37.454	49.097	241.6	18:28.087
6	1:57.340	30.805	37.241	49.294	238.9	12:56.649	9	6:16.571 <b>B</b>	30.903	37.305	5:08.363	242.2	24:44.658
7	1:58.882	31.095	38.469	49.318	240.0	14:55.531	10	2:37.580	1:06.444	40.037	51.099	111.3	27:22.238
8	2:01.130	31.119	40.144	49.867	239.5	16:56.661	11	2:01.866	31.944	38.546	51.376	235.3	29:24.104
9	2:04.632 <b>B</b>	30.935	37.256	56.441	240.0	19:01.293	12	1:58.172	31.171	37.867	49.134	241.6	31:22.276
10	9:16.095	7:40.207	41.067	54.821	133.2	28:17.388	13	1:57.145	30.929	37.339	<b>48.877</b>	241.1	33:19.421
11	2:03.252	33.080	39.739	50.433	217.7	30:20.640	14	1:57.147	30.973	37.205	48.969	241.6	35:16.568
12	<u>1:57.173</u>	<u>30.687</u>	37.448	49.038	239.5	32:17.813	15	2:10.379	32.766	45.354	52.259	243.8	37:26.947
13	1:56.865	30.629	37.177	49.059	241.1	34:14.678	16	1:57.469	31.042	37.410	49.017	240.5	39:24.416
14	<u>2:05.504</u>	<u>35.316</u>	<u>40.257</u>	49.931	238.9	36:20.182	17	<b>1:56.879</b>	<b>30.878</b>	<b>37.089</b>	48.912	242.7	41:21.295
15	<b>1:56.425</b>	30.808	<b>37.017</b>	<b>48.600</b>	239.5	38:16.607							
16	1:56.457	<b>30.440</b>	37.077	48.940	240.0	40:13.064							

9 Thomas STRAUVEN BEL						
Griffin Core Dallara 326						
1	12:22.556	...	38.858	51.173	146.1	12:22.556
2	1:59.125	31.808	37.963	49.354	235.8	14:21.681
3	<u>1:57.753</u>	30.976	37.547	<u>49.230</u>	239.5	16:19.434
4	1:57.243	30.812	37.289	49.142	240.0	18:16.677
5	2:16.019 <b>B</b>	30.888	37.303	1:07.828	242.2	20:32.696
6	6:20.615	4:46.506	41.035	53.074	96.1	26:53.311
7	2:05.515	32.741	39.517	53.257	225.5	28:58.826
8	1:56.907	30.733	37.382	48.792	241.1	30:55.733
9	<b>1:56.067</b>	<b>30.522</b>	37.100	<b>48.445</b>	241.6	32:51.800
10	1:56.816	30.684	37.307	48.825	241.6	34:48.616
11	2:07.394	30.803	37.192	59.399	239.5	36:56.010
12	1:56.597	30.755	<b>36.995</b>	48.847	240.0	38:52.607
13	1:56.716	30.608	37.187	48.921	241.6	40:49.323

10 Enzo TARNVANICHKUL THA						
Griffin Core Dallara 326						
1	7:32.028	6:01.796	39.459	50.773	119.3	7:32.028
2	1:59.762	31.785	38.423	49.554	236.8	9:31.790
3	1:56.935	30.826	37.233	48.876	240.5	11:28.725
4	1:57.483	31.343	37.233	48.907	241.1	13:26.208
5	1:58.443	31.235	37.228	49.980	242.7	15:24.651
6	1:56.964	30.898	37.138	48.928	241.1	17:21.615
7	1:56.896	30.806	37.265	48.825	241.6	19:18.511
8	2:03.497 <b>B</b>	30.696	37.060	55.741	241.6	21:22.008
9	5:35.066	4:03.154	40.113	51.799	143.4	26:57.074
10	2:05.221	33.567	39.243	52.411	229.8	29:02.295
11	1:56.567	30.765	37.087	48.715	242.2	30:58.862
12	1:55.703	<b>30.421</b>	36.863	48.419	242.7	32:54.565
13	1:55.880	30.537	36.928	48.415	242.7	34:50.445
14	<b>1:55.484</b>	30.427	<b>36.841</b>	<b>48.216</b>	241.6	36:45.929
15	1:56.677	30.501	36.886	49.290	241.1	38:42.606
16	2:03.419 <b>B</b>	30.610	37.002	55.807	243.2	40:46.025

11 Luca VIISOREANU ROU						
TC Racing Dallara 326						
1	4:15.584	2:42.578	41.439	51.567	123.6	4:15.584
2	2:09.759	32.230	39.301	58.228	230.8	6:25.343
3	1:59.207	31.736	37.781	49.690	238.9	8:24.550
4	1:58.172	31.164	37.493	49.515	241.1	10:22.722

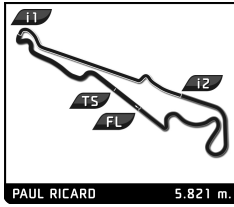
12 Gianmarco PRADEL AUS						
MP Motorsport Dallara 326						
1	2:53.054	1:17.737	41.241	54.076	135.8	2:53.054
2	2:04.487	32.469	39.897	52.121	236.8	4:57.541
3	1:57.704	30.924	37.567	49.213	240.0	6:55.245
4	1:56.976	30.891	37.215	48.870	240.5	8:52.221
5	1:56.627	30.408	37.396	48.823	241.6	10:48.848
6	1:56.518	30.609	37.072	48.837	240.0	12:45.366
7	2:08.576 <b>B</b>	30.481	37.218	1:00.877	241.6	14:53.942
8	13:35.819	...	43.160	53.315	125.3	28:29.761
9	2:00.380	31.966	39.534	48.880	217.7	30:30.141
10	<b>1:55.571</b>	<b>30.259</b>	<b>36.915</b>	48.397	240.0	32:25.712
11	<u>1:55.905</u>	<u>30.495</u>	37.083	<b>48.327</b>	240.5	34:21.617
12	2:08.275	30.378	37.088	1:00.809	242.2	36:29.892
13	1:55.945	30.425	36.915	48.605	240.0	38:25.837
14	<u>1:56.169</u>	<u>30.424</u>	37.086	48.659	241.1	40:22.006

14 Keanu AL AZHARI ARE						
Hitech Dallara 326						
1	4:29.847	2:54.288	41.215	54.344	124.3	4:29.847
2	2:03.202	32.651	39.105	51.446	236.8	6:33.049
3	1:58.861	31.310	37.832	49.719	240.5	8:31.910
4	1:56.738	30.501	37.190	49.047	241.6	10:28.648
5	1:56.337	30.573	37.002	48.762	241.6	12:24.985
6	2:04.612	34.851	37.295	52.466	247.1	14:29.597
7	9:55.494 <b>B</b>	30.579	37.087	8:47.828	242.7	24:25.091
8	2:31.239	55.794	41.824	53.621	111.8	26:56.330
9	2:03.978	33.211	39.460	51.307	240.0	29:00.308
10	2:01.161	31.063	37.826	52.272	242.2	31:01.469
11	1:55.452	30.434	36.836	<b>48.182</b>	243.8	32:56.921
12	<b>1:55.220</b>	<b>30.208</b>	<b>36.801</b>	48.211	243.2	34:52.141
13	1:56.021	30.315	36.854	48.852	242.2	36:48.162
14	2:00.503	30.574	38.918	51.011	241.6	38:48.665
15	1:56.000	30.388	36.945	48.667	243.2	40:44.665

16 Bianca BUSTAMANTE PHL						
Palou Motorsport Dallara 326						
1	3:48.134 <b>B</b>	2:00.195	41.481	1:06.458	131.2	3:48.134
2	2:51.497 <b>B</b>	1:08.370	40.141	1:02.986	135.0	6:39.631
3	2:33.873	1:02.214	39.079	52.580	122.6	9:13.504
4	1:59.501	31.545	37.952	50.004	238.9	11:13.005
5	1:58.415	31.252	37.724	49.439	238.4	13:11.420
6	2:20.037 <b>B</b>	37.177	37.989	1:04.871	239.5	15:31.457

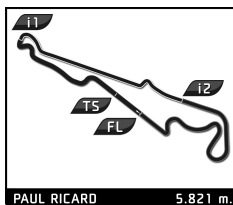


## Eurocup3 ROUND 1 - PAUL RICARD Official Previous Test 2

### Sector Analysis

_ Invalidated Lap							■ Personal Best						■ Session Best						B Crossing the pit lane								
Lap	Time	Sector 1	Sector 2	Sector 3	T.Sp	Elapsed	Lap	Time	Sector 1	Sector 2	Sector 3	T.Sp	Elapsed	Lap	Time	Sector 1	Sector 2	Sector 3	T.Sp	Elapsed	Lap	Time	Sector 1	Sector 2	Sector 3	T.Sp	Elapsed
<b>20 Benjamin BECKLEY</b> CRI																											
Technicar														Dallara 326													
1	4:17.254	2:39.514	44.824	52.916	123.6	4:17.254	2	2:03.665	32.590	38.932	52.143	234.8	6:20.919														
3	2:00.658	32.095	38.197	50.366	238.4	8:21.577	4	2:00.339	31.383	38.030	50.926	240.0	10:21.916														
5	2:02.603	32.058	38.256	52.289	239.5	12:24.519	6	2:00.869	31.990	38.165	50.714	240.5	14:25.388														
7	1:59.840	31.649	38.128	50.063	239.5	16:25.228	8	2:00.038	31.445	38.022	50.571	240.0	18:25.266														
9	6:18.357 B	32.330	39.868	5:06.159	240.0	24:43.623	10	2:49.027	1:10.327	43.841	54.859	110.1	27:32.650														
11	2:01.631	32.488	38.502	50.641	237.9	29:34.281	12	1:59.511	31.872	37.677	49.962	242.2	31:33.792														
13	1:59.160	31.398	37.729	50.033	241.1	33:32.952	14	1:58.758	31.296	37.915	49.547	240.5	35:31.710														
15	1:58.997	31.066	37.995	49.936	239.5	37:30.707	16	2:00.994	32.249	38.797	49.948	241.6	39:31.701														
17	1:59.771	31.282	37.883	50.606	242.7	41:31.472																					
<b>26 Linus LUNDQVIST</b> SWE																											
Double R														Dallara 326													
1	4:26.065 B	2:44.835	41.555	59.675	120.7	4:26.065	2	3:01.995	1:28.120	38.837	55.038	128.6	7:28.060														
3	1:58.388	31.067	37.680	49.641	236.8	9:26.448	4	1:57.592	30.965	37.382	49.245	238.4	11:24.040														
5	2:01.220	32.298	39.253	49.669	238.4	13:25.260	6	11:03.756 B	32.789	37.634	9:53.333	237.9	24:29.016														
7	2:30.194	54.245	41.843	54.106	130.6	26:59.210	8	2:07.161	32.849	39.364	54.948	233.3	29:06.371														
9	1:58.640	30.994	37.427	50.219	238.9	31:05.011	10	1:56.579	30.751	37.221	48.607	240.5	33:01.590														
11	1:56.488	30.644	37.280	48.564	239.5	34:58.078	12	2:04.381	35.161	38.516	50.704	237.4	37:02.459														
13	2:02.319	30.941	40.778	50.600	238.9	39:04.778	14	1:56.950	30.800	37.258	48.892	240.5	41:01.728														
<b>27 Heitor DALL'AGNOL</b> BRA																											
Palou Motorsport														Dallara 326													
1	3:33.959	1:56.220	42.532	55.207	131.1	3:33.959	2	2:05.907	33.263	39.535	53.109	236.3	5:39.866														
3	2:08.353	32.959	41.135	54.259	223.1	7:48.219	4	2:02.698	31.338	39.463	51.897	240.5	9:50.917														
5	1:57.086	30.919	37.361	48.806	241.1	11:48.003	6	2:24.156 B	34.914	43.587	1:05.655	225.0	14:12.159														
7	7:54.931	6:18.727	40.957	55.247	134.8	22:07.090	8	2:08.836	33.721	40.531	54.584	216.9	24:15.926														
9	2:02.454	33.112	38.794	50.548	218.2	26:18.380	10	1:56.554	30.797	37.247	48.510	241.6	28:14.934														
11	1:55.981	30.610	36.982	48.389	241.6	30:10.915	12	1:56.259	30.471	37.134	48.654	241.6	32:07.174														
13	2:13.501	37.365	45.009	51.127	240.0	34:20.675	14	1:56.728	30.820	37.093	48.815	240.0	36:17.403														
15	2:04.889 B	30.736	37.098	57.055	240.5	38:22.292																					
<b>31 Renzo BARBUY</b> ARG																											
TC Racing														Dallara 326													
1	4:14.275	2:40.477	41.684	52.114	140.3	4:14.275	2	2:02.040	32.901	38.331	50.808	233.3	6:16.315														
3	1:59.823	31.884	37.904	50.035	241.1	8:16.138	4	1:59.585	31.206	37.897	50.482	240.5	10:15.723														
5	2:00.349	32.130	37.961	50.258	239.5	12:16.072	6	1:59.219	31.484	37.966	49.769	238.9	14:15.291														
7	1:58.765	30.804	38.184	49.777	241.6	16:14.056	8	1:59.084	31.455	37.805	49.824	240.5	18:13.140														
<b>22 Andrej PETROVIC</b> SRB																											
Technicar														Dallara 326													
1	4:13.619	2:39.893	40.426	53.300	143.4	4:13.619	2	2:02.121	33.189	38.099	50.833	240.0	6:15.740														
3	1:58.160	31.362	37.365	49.433	241.6	8:13.900	4	1:58.784	31.208	37.678	49.898	242.7	10:12.684														
5	1:59.252	31.415	37.784	50.053	241.1	12:11.936	6	2:02.389	31.229	40.866	50.294	241.1	14:14.325														
7	1:57.783	31.076	37.434	49.273	241.1	16:12.108	8	1:57.563	31.102	37.370	49.091	241.6	18:09.671														
9	6:29.506 B	31.006	37.426	5:21.074	241.6	24:39.177	10	2:45.842	1:10.133	42.853	52.856	100.2	27:25.019														
11	2:01.838	32.323	39.027	50.488	238.9	29:26.857	12	1:57.506	30.966	37.153	49.387	241.1	31:24.363														
13	1:56.778	30.826	37.128	48.824	242.7	33:21.141	14	1:56.304	30.603	37.072	48.629	242.2	35:17.445														
15	2:11.436	32.314	47.193	51.929	243.2	37:28.881	16	1:57.295	31.029	37.181	49.085	241.6	39:26.176														
17	1:56.821	30.859	37.111	48.851	242.7	41:22.997																					
<b>23 Stefan BOSTANDJIEV</b> BGR																											
Hitech														Dallara 326													
1	4:36.588	3:04.499	40.823	51.266	136.0	4:36.588	2	2:01.892	32.185	38.346	51.361	237.9	6:38.480														
3	2:01.364	31.484	37.959	51.921	236.8	8:39.844	4	4:19.031 B			2:57.120	240.0	12:58.875														

# EURO CUP 3



## Eurocup3 ROUND 1 - PAUL RICARD Official Previous Test 2

### Sector Analysis

Lap	Time	Sector 1	Sector 2	Sector 3	T.Sp	Elapsed	Lap	Time	Sector 1	Sector 2	Sector 3	T.Sp	Elapsed
9	8:45.084 <b>B</b>	31.386	38.122	7:35.576	240.0	26:58.224	10	2:00.764	31.334	38.048	51.382	241.6	31:16.953
10	2:34.616	58.645	43.803	52.168	61.5	29:32.840	11	1:56.619	30.727	37.306	48.586	242.7	33:13.572
11	2:04.561	32.406	39.572	52.583	228.3	31:37.401	12	<b>1:56.162</b>	<b>30.632</b>	<b>37.096</b>	<b>48.434</b>	242.7	35:09.734
12	1:58.827	31.343	37.990	49.494	239.5	33:36.228	13	1:58.763	30.675	37.170	50.918	244.3	37:08.497
13	<u>1:58.222</u>	31.279	<u>37.952</u>	<b>48.991</b>	239.5	35:34.450	14	1:58.532	30.828	37.182	50.522	242.7	39:07.029
14	1:58.078	31.079	37.570	49.429	238.9	37:32.528	15	1:57.013	30.701	37.258	49.054	244.3	41:04.042
15	<b>1:58.013</b>	31.050	<b>37.356</b>	49.607	240.5	39:30.541							
16	2:12.149 <b>B</b>	31.182	37.807	1:03.160	241.1	41:42.690							

33 Rafael PERARD FRA						
Palou Motorsport Dallara 326						
1	3:41.896 <b>B</b>	1:52.285	44.976	1:04.635	121.5	3:41.896
2	2:46.073 <b>B</b>	1:01.827	43.878	1:00.368	137.9	6:27.969
3	2:39.942 <b>B</b>	59.463	41.153	59.326	138.5	9:07.911
4	<u>2:26.007</u>	58.071	37.644	<u>50.292</u>	137.6	11:33.918
5	2:29.638 <b>B</b>	39.564	42.511	1:07.563	196.7	14:03.556
6	7:38.438	6:00.334	43.003	55.101	106.8	21:41.994
7	2:07.219	32.895	40.587	53.737	236.8	23:49.213
8	2:04.245	32.551	40.359	51.335	205.3	25:53.458
9	1:57.533	30.966	37.323	49.244	241.1	27:50.991
10	1:57.490	30.595	37.310	49.585	242.2	29:48.481
11	<b>1:56.257</b>	<b>30.480</b>	37.095	<b>48.682</b>	242.2	31:44.738
12	2:15.511	32.021	44.974	58.516	243.2	34:00.249
13	2:08.150 <b>B</b>	30.847	39.838	57.465	242.2	36:08.399
14	2:29.604	58.616	38.479	52.509	148.1	38:38.003
15	1:56.576	30.650	<b>37.037</b>	48.889	242.7	40:34.579

37 Filippo FIORENTINO BRA						
Drivex Dallara 326						
1	3:49.809	2:14.870	42.497	52.442	138.1	3:49.809
2	2:03.094	32.122	38.331	52.641	235.3	5:52.903
3	2:00.624	31.415	37.857	51.352	238.9	7:53.527
4	1:58.205	31.013	37.528	49.664	240.0	9:51.732
5	1:57.627	30.999	37.306	49.322	243.2	11:49.359
6	1:57.477	31.011	37.361	49.105	241.1	13:46.836
7	1:57.303	30.963	37.347	48.993	241.1	15:44.139
8	8:51.535 <b>B</b>	30.991	37.399	7:43.145	240.5	24:35.674
9	2:40.960	1:05.647	41.029	54.284	106.4	27:16.634
10	2:02.534	32.155	38.301	52.078	240.5	29:19.168
11	1:58.814	30.990	37.222	50.602	241.1	31:17.982
12	<b>1:56.594</b>	30.841	<b>36.984</b>	<b>48.769</b>	244.3	33:14.576
13	1:57.712	<b>30.743</b>	37.021	49.948	242.7	35:12.288
14	1:57.107	30.847	37.105	49.155	240.0	37:09.395
15	2:20.006	30.877	51.666	57.463	243.8	39:29.401
16	<u>1:56.882</u>	<u>30.625</u>	37.023	49.234	241.6	41:26.283

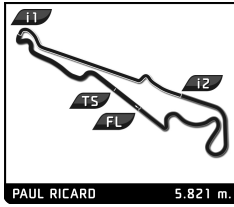
39 Santino PANETTA ARG						
Hitech Dallara 326						
1	4:32.544	3:00.175	40.296	52.073	147.7	4:32.544
2	2:02.895	31.981	38.808	52.106	236.3	6:35.439
3	2:00.365	31.805	37.773	50.787	223.1	8:35.804
4	<u>1:57.849</u>	30.900	37.520	<u>49.429</u>	241.6	10:33.653
5	1:57.726	31.161	37.467	49.098	241.6	12:31.379
6	2:03.265	36.138	37.599	49.528	242.2	14:34.644
7	9:58.699 <b>B</b>	30.854	37.391	8:50.454	243.8	24:33.343
8	2:37.937	1:05.338	40.429	52.170	96.1	27:11.280
9	2:04.909	32.282	39.424	53.203	240.5	29:16.189

41 Alex POWELL USA						
Griffin Core Dallara 326						
1	3:14.200	1:38.064	42.447	53.689	129.8	3:14.200
2	2:02.620	33.518	38.749	50.353	233.3	5:16.820
3	3:08.411 <b>B</b>			1:31.600	237.9	8:25.231
4	9:48.620	8:09.903	41.077	57.640	83.3	18:13.851
5	2:04.809	32.421	39.790	52.598	240.0	20:18.660
6	1:56.381	30.744	37.223	<b>48.414</b>	238.9	22:15.041
7	1:56.526	30.676	37.156	48.694	240.5	24:11.567
8	1:56.292	30.557	<b>37.019</b>	48.716	240.0	26:07.859
9	1:58.880	30.553	37.172	51.155	240.5	28:06.739
10	1:56.418	30.531	37.129	48.758	242.2	30:03.157
11	<b>1:56.121</b>	<b>30.376</b>	37.119	48.626	240.5	31:59.278
12	<u>2:03.129</u>	<u>31.221</u>	38.989	52.919	241.6	34:02.407
13	1:57.034	30.758	37.591	48.685	240.5	35:59.441
14	1:56.227	30.610	37.056	48.561	240.5	37:55.668
15	1:56.498	30.495	37.196	48.807	240.0	39:52.166
16	1:56.281	30.521	37.222	48.538	241.1	41:48.447

44 Rayan CARETTI FRA						
GRS Dallara 326						
1	6:05.919	4:30.462	42.999	52.458	144.4	6:05.919
2	2:06.395	33.356	40.880	52.159	236.3	8:12.314
3	2:02.435	33.491	37.912	51.032	240.5	10:14.749
4	1:57.617	31.341	37.250	49.026	240.5	12:12.366
5	1:59.026	31.219	38.626	49.181	244.3	14:11.392
6	<u>1:57.491</u>	<u>30.993</u>	37.389	49.109	240.5	16:08.883
7	2:06.584	31.110	38.033	57.441	239.5	18:15.467
8	2:15.496 <b>B</b>	31.241	37.433	1:06.822	241.6	20:30.963
9	6:55.408	5:19.353	42.542	53.513	102.0	27:26.371
10	2:01.744	32.306	39.472	49.966	240.0	29:28.115
11	1:57.240	31.064	37.200	48.976	241.1	31:25.355
12	1:56.845	31.003	<b>36.944</b>	48.898	242.7	33:22.200
13	<b>1:56.840</b>	31.023	36.982	<b>48.835</b>	242.7	35:19.040
14	2:02.588	32.068	40.323	50.197	241.6	37:21.628
15	1:58.021	31.401	37.382	49.238	240.5	39:19.649
16	1:57.466	<b>30.997</b>	37.099	49.370	241.1	41:17.115

48 James EGOZI USA						
Palou Motorsport Dallara 326						
1	3:29.689	1:49.073	42.716	57.900	118.4	3:29.689
2	2:07.925	34.544	40.117	53.264	209.3	5:37.614
3	2:07.741	33.594	41.987	52.160	203.8	7:45.355
4	2:03.257	32.781	39.557	50.919	210.9	9:48.612
5	2:06.302 <b>B</b>	30.672	37.152	58.478	241.6	11:54.914
6	2:57.031 <b>B</b>	1:07.157	40.290	1:09.584	144.8	14:51.945
7	6:47.303	5:06.086	44.617	56.600	115.6	21:39.248
8	2:07.795	33.731	40.282	53.782	181.5	23:47.043
9	2:03.956	33.005	39.834	51.117	206.1	25:50.999
10	2:05.879	35.763	39.413	50.703	242.2	27:56.878

# EURO CUP 3

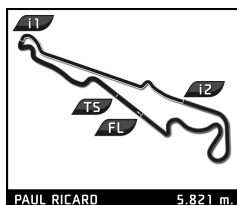


## Eurocup3 ROUND 1 - PAUL RICARD Official Previous Test 2

### Sector Analysis

— Invalidated Lap							■ Personal Best							■ Session Best							B Crossing the pit lane													
Lap	Time	Sector 1	Sector 2	Sector 3	T.Spd	Elapsed	Lap	Time	Sector 1	Sector 2	Sector 3	T.Spd	Elapsed	Lap	Time	Sector 1	Sector 2	Sector 3	T.Spd	Elapsed	Lap	Time	Sector 1	Sector 2	Sector 3	T.Spd	Elapsed							
11	1:55.924	30.428	36.977	48.519	243.8	29:52.802	12	2:01.867	31.180	40.646	50.041	242.7	35:01.108	13	1:59.443	30.777	37.183	51.483	240.5	37:00.551	14	2:00.953	30.711	37.136	53.106	241.6	39:01.504	15	2:10.270B	30.665	37.377	1:02.228	241.6	41:11.774
<b>70</b> Andre RODRIGUEZ USA GRS Dallara 326							<b>91</b> Lorenzo CAMPOS AGO Double R Dallara 326							<b>99</b> René LAMMERS NLD MP Motorsport Dallara 326																				
1	5:20.141	3:43.187	42.506	54.448	113.6	5:20.141	1	4:42.504	3:07.679	41.559	53.266	137.8	4:42.504	1	4:54.218	3:17.102	39.303	57.813	148.6	4:54.218														
2	2:02.274	32.921	39.032	50.321	224.5	7:22.415	2	2:04.132	33.407	38.813	51.912	230.8	6:46.636	2	1:58.029	31.301	37.572	49.156	237.9	6:52.247														
3	2:00.194	31.301	38.968	49.925	236.3	9:22.609	3	1:58.352	31.338	37.579	49.435	240.5	8:44.988	3	1:56.939	30.775	37.342	48.822	239.5	8:49.186														
4	1:58.674	31.113	37.529	50.032	237.4	11:21.283	4	1:57.858	31.092	37.480	49.286	240.0	10:42.846	4	1:56.454	30.547	37.089	48.818	240.5	10:45.640														
5	1:57.722	30.944	37.383	49.395	237.9	13:19.005	5	1:57.708	30.888	37.452	49.368	239.5	12:40.554	5	1:56.857	30.610	37.133	49.114	240.5	12:42.497														
6	1:59.016	31.649	37.684	49.683	237.9	15:18.021	6	2:01.249	31.258	39.821	50.170	240.0	14:41.803	6	1:57.020	30.766	37.154	49.100	242.2	14:39.517														
7	2:04.747	33.678	38.010	53.059	239.5	17:22.768	7	9:55.206B	31.250	38.428	8:45.528	241.1	24:37.009	7	2:18.799B	34.528	39.035	1:05.236	241.1	16:58.316														
8	1:58.521	31.506	37.614	49.401	240.0	19:21.289	8	2:40.164	1:05.349	41.640	53.175	103.2	27:17.173	8	11:03.723	9:29.261	41.868	52.594	139.7	28:02.039														
9	2:09.389B	31.316	37.679	1:00.394	239.5	21:30.678	9	2:03.206	32.656	38.454	52.096	232.3	29:20.379	9	2:03.405	31.388	37.915	54.102	240.5	30:05.444														
10	6:27.187	4:49.524	43.345	54.318	128.9	27:57.865	10	1:58.305	31.028	37.394	49.883	240.5	31:18.684	10	1:55.751	30.524	36.987	48.240	242.2	32:01.195														
11	2:00.435	32.666	38.101	49.668	228.8	29:58.300	11	1:57.435	30.806	37.250	49.379	243.2	33:16.119	11	1:55.617	30.267	36.793	48.557	241.6	33:56.812														
12	1:57.605	31.090	37.472	49.043	237.9	31:55.905	12	1:57.615	30.809	37.411	49.395	240.0	35:13.734	12	1:55.885	30.336	36.992	48.557	242.7	35:52.697														
13	1:57.134	30.939	37.285	48.910	238.9	33:53.039	13	2:10.676	31.945	42.023	56.708	240.5	37:24.410	13	2:06.446B	30.581	36.886	58.979	241.1	37:59.143														
14	1:57.735	31.016	37.384	49.335	237.4	35:50.774	14	1:58.102	31.084	37.519	49.499	239.5	39:22.512																					
15	2:09.838	31.786	41.822	56.230	237.4	38:00.612	15	2:18.667B	34.929	37.987	1:05.751	240.0	41:41.179																					
16	1:57.838	31.088	37.568	49.182	238.9	39:58.450																												
17	2:14.151B	34.604	38.989	1:00.558	238.4	42:12.601																												
<b>77</b> Bart HARRISON GBR Double R Dallara 326							<b>84</b> Genaro TRAPPA ARG Hitech Dallara 326																											
1	4:33.238B	2:47.326	42.746	1:03.166	134.0	4:33.238	1	4:41.924	3:06.666	40.982	54.276	135.8	4:41.924																					
2	3:04.683	1:32.818	40.127	51.738	148.4	7:37.921	2	2:03.607	33.177	38.963	51.467	236.3	6:45.531																					
3	1:59.613	32.171	37.857	49.585	235.3	9:37.534	3	1:58.077	31.148	37.521	49.408	240.5	8:43.608																					
4	1:58.139	31.105	37.521	49.513	235.3	11:35.673	4	1:57.147	30.667	37.350	49.130	241.1	10:40.755																					
5	2:08.400	34.711	40.237	53.452	236.3	13:44.073	5	1:57.839	30.914	37.374	49.551	241.1	12:38.594																					
6	8:06.209B	31.432	38.128	6:56.649	234.8	21:50.282	6	2:10.173	31.850	43.396	54.927	240.5	14:48.767																					
7	2:34.921	57.100	43.182	54.639	81.1	24:25.203	7	9:37.562B	31.118	37.412	8:29.032	240.5	24:26.329																					
8	2:09.982	34.165	41.836	53.981	231.3	26:35.185	8	2:32.181	56.230	41.677	54.274	118.2	26:58.510																					
9	1:59.219	31.575	38.027	49.617	235.3	28:34.404	9	2:05.520	33.011	39.450	53.059	238.4	29:04.030																					
10	1:57.568	31.012	37.577	48.979	236.3	30:31.972	10	1:59.006	30.989	37.424	50.593	242.7	31:03.036																					
11	1:57.001	30.717	37.413	48.871	237.4	32:28.973	11	1:56.205	30.622	37.031	48.552	243.2	32:59.241																					
12	1:57.186	30.726	37.523	48.937	236.3	34:26.159																												
13	2:11.344	34.798	42.008	54.538	235.8	36:37.503																												
14	1:58.903	31.421	37.545	49.937	234.8	38:36.406																												
15	1:57.662	30.890	37.518	49.254	236.3	40:34.068																												

# EURO CUP 3

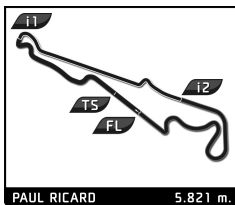


## Eurocup3 ROUND 1 - PAUL RICARD Official Previous Test 2

### Track Limits Analysis

No	Driver	Team	T.L. Nr	Camera	Lap	Time	
5	Patrick HEUZENROEDER	Griffin Core	1	Turn 2	6	15:01:31.547	
5	Patrick HEUZENROEDER	Griffin Core	2	Turn 2	11	15:19:10.868	
						<b>Total Infractions:</b>	<b>2</b>
6	Stylianos KOLOVOS	Drivex	1	Turn 11	2	14:55:26.892	
6	Stylianos KOLOVOS	Drivex	2	Turn 2	8	15:06:10.521	
6	Stylianos KOLOVOS	Drivex	3	Turn 11	10	15:16:35.347	
6	Stylianos KOLOVOS	Drivex	4	Turn 2	14	15:23:32.337	
						<b>Total Infractions:</b>	<b>4</b>
7	Chistopher EL FEGHALI	Drivex	1	Turn 2	4	15:00:08.470	
7	Chistopher EL FEGHALI	Drivex	2	Turn 2	15	15:26:38.474	
						<b>Total Infractions:</b>	<b>2</b>
8	Alceu FELDMANN	MP Motorsport	1	Turn 11	4	14:58:25.429	
8	Alceu FELDMANN	MP Motorsport	2	Turn 11	5	15:00:23.152	
8	Alceu FELDMANN	MP Motorsport	3	Turn 2	12	15:20:35.130	
8	Alceu FELDMANN	MP Motorsport	4	Turn 2	14	15:24:28.931	
						<b>Total Infractions:</b>	<b>4</b>
9	Thomas STRAUVEN	Griffin Core	1	Turn 11	3	15:05:45.749	
						<b>Total Infractions:</b>	<b>1</b>
12	Gianmarco PRADEL	MP Motorsport	1	Turn 2	11	15:22:40.088	
12	Gianmarco PRADEL	MP Motorsport	2	Turn 2	14	15:28:40.216	
						<b>Total Infractions:</b>	<b>2</b>
16	Bianca BUSTAMANTE	Palou Motorsport	1	Turn 5	14	15:24:28.786	
						<b>Total Infractions:</b>	<b>1</b>
20	Benjamin BECKLEY	Tecnicar	1	Turn 11	17	15:30:56.137	
						<b>Total Infractions:</b>	<b>1</b>
23	Stefan BOSTANDJIEV	Hitech	1	Turn 7	4	14:59:28.546	
						<b>Total Infractions:</b>	<b>1</b>
31	Renzo BARBUY	TC Racing	1	Turn 11	3	14:57:41.692	
31	Renzo BARBUY	TC Racing	2	Turn 11	4	14:59:40.697	
31	Renzo BARBUY	TC Racing	3	Turn 5	13	15:24:07.805	
						<b>Total Infractions:</b>	<b>3</b>
33	Rafael PERARD	Palou Motorsport	1	Turn 11	4	15:00:59.020	
						<b>Total Infractions:</b>	<b>1</b>
37	Filippo FIORENTINO	Drivex	1	Turn 2	16	15:29:43.880	
						<b>Total Infractions:</b>	<b>1</b>
39	Santino PANETTA	Hitech	1	Turn 11	4	14:59:59.689	
						<b>Total Infractions:</b>	<b>1</b>
41	Alex POWELL	Griffin Core	1	Turn 2	12	15:22:13.728	
						<b>Total Infractions:</b>	<b>1</b>
44	Rayan CARETTI	GRS	1	Turn 2	6	15:04:26.055	
						<b>Total Infractions:</b>	<b>1</b>
70	Andre RODRIGUEZ	GRS	1	Turn 11	4	15:00:46.761	
70	Andre RODRIGUEZ	GRS	2	Turn 11	13	15:23:19.340	
70	Andre RODRIGUEZ	GRS	3	Turn 2	17	15:30:12.878	
						<b>Total Infractions:</b>	<b>3</b>
84	Genaro TRAPPA	Hitech	1	Turn 7	15	15:29:42.088	

# EURO CUP 3



## Eurocup3 ROUND 1 - PAUL RICARD Official Previous Test 2

### Track Limits Analysis

No	Driver	Team	T.L. Nr	Camera	Lap	Time
						<b>Total Infractions:</b> <input type="text" value="1"/>
99	René LAMMERS	MP Motorsport	1	Turn 11	5	15:02:08.893
						<b>Total Infractions:</b> <input type="text" value="1"/>

TOTAL TRACK LIMITS: 31

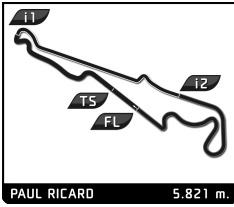
Published at: .....15:30.....

**Track Limits Operator:**

Daphne FERNÁNDEZ  
OD-1537-ESP-CAT

DAPHNE FERNANDEZ OD-1537-ESP/CAT

# EURO CUP 3




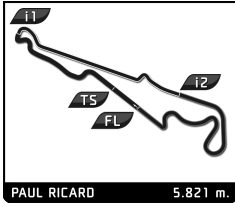
## Eurocup3 ROUND 1 - PAUL RICARD Official Previous Test 2

### Race Director Report

Hour	Flag	Message
14:42:45		E3 OPT2 - PIT LANE WILL BE OPEN AT 14:50
14:50:00		PIT LANE OPEN
15:03:41		INCIDENT INVOLVING CARS #39 #7 - POWER BRAKING IN PIT LANE NOTED
15:30:02		CHEQUERED FLAG
15:30:42		STOPPING IN PIT LANE IS FORBIDDEN - ALL CARS MUST GO DIRECTLY TO Paddock

Published at: ...15:30.....

<b>Race Director:</b> Luis GONZÁLEZ 	<b>Timekeeper:</b> Alberto ESTÉBANEZ 
---	--

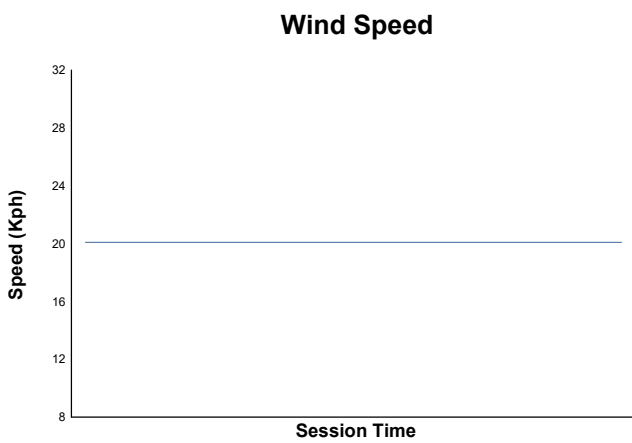
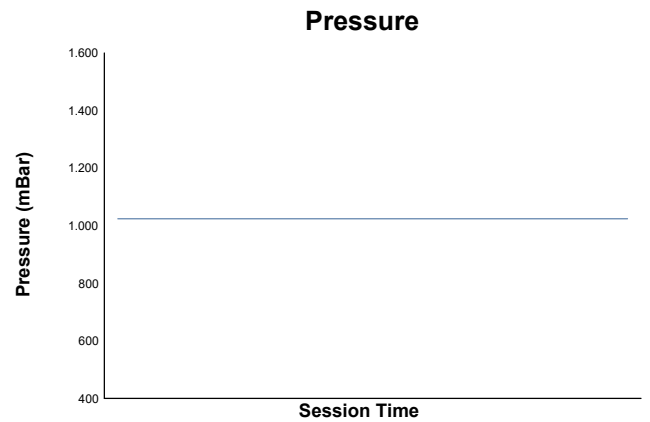
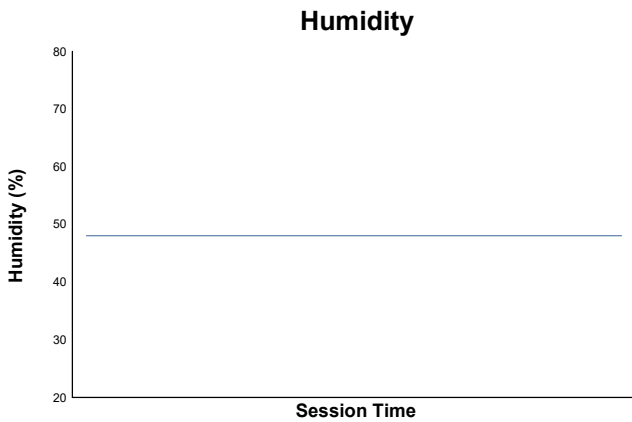
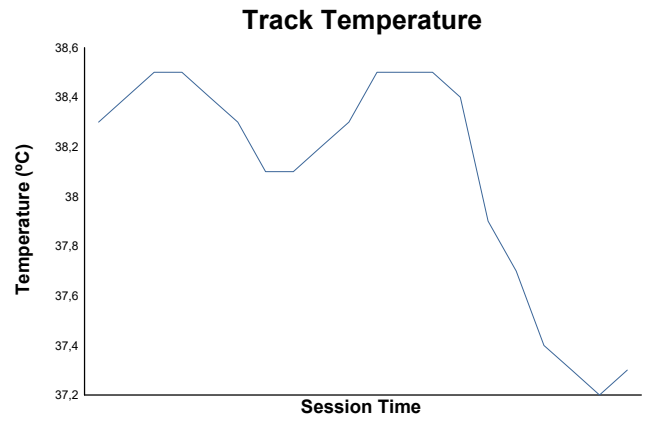
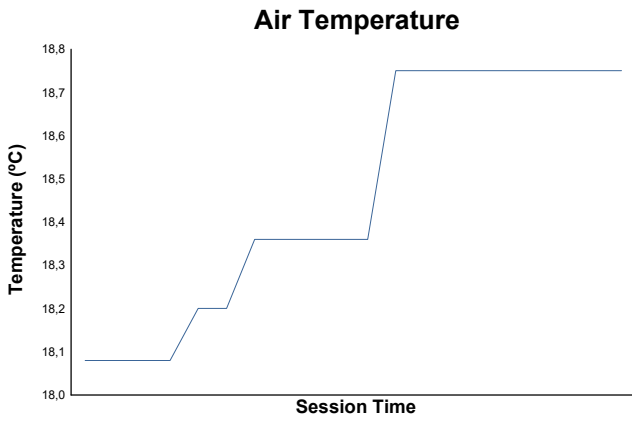


## ROUND 1 - PAUL RICARD

### Eurocup3

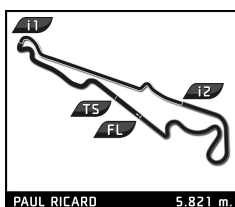
### Official Previous Test 2

### Weather Report



Track Status: **DRY**

# EURO CUP 3



## Eurocup3 ROUND 1 - PAUL RICARD Qualifying 1

### Final Classification

No	Driver	Nat	Team	Car	Cl.	Time	Lap Total	Gap	Kph
1	14 Keanu AL AZHARI	ARE	Hitech	Dallara 326		1:55.184	6 6	-	182.6
2	99 René LAMMERS	NLD	MP Motorsport	Dallara 326	R	1:55.188	4 6	+0.004	182.6
3	48 James EGOZI	USA	Palou Motorsport	Dallara 326		1:55.291	6 7	+0.107	182.4
4	41 Alex POWELL	USA	Griffin Core	Dallara 326	R	1:55.448	6 7	+0.264	182.2
5	4 Ean EYCKMANS	BEL	MP Motorsport	Dallara 326	R	1:55.461	6 7	+0.277	182.1
6	33 Rafael PERARD	FRA	Palou Motorsport	Dallara 326	R	1:55.625	5 7	+0.441	181.9
7	27 Heitor DALL'AGNOL	BRA	Palou Motorsport	Dallara 326	R	1:55.724	7 7	+0.540	181.7
8	12 Gianmarco PRADEL	AUS	MP Motorsport	Dallara 326		1:55.841	6 7	+0.657	181.6
9	39 Santino PANETTA	ARG	Hitech	Dallara 326	R	1:55.999	5 6	+0.815	181.3
10	8 Alceu FELDMANN	BRA	MP Motorsport	Dallara 326		1:56.038	4 7	+0.854	181.2
11	7 Chistopher EL FEGHALI	LBN	Drivex	Dallara 326	R	1:56.052	5 6	+0.868	181.2
12	10 Enzo TARNVANICHKUL	THA	Griffin Core	Dallara 326		1:56.084	6 7	+0.900	181.2
13	37 Filippo FIORENTINO	BRA	Drivex	Dallara 326	R	1:56.099	5 7	+0.915	181.1
14	9 Thomas STRAUVEN	BEL	Griffin Core	Dallara 326	R	1:56.108	7 7	+0.924	181.1
15	23 Stefan BOSTANDJIEV	BGR	Hitech	Dallara 326		1:56.113	5 6	+0.929	181.1
16	84 Genaro TRAPPA	ARG	Hitech	Dallara 326	R	1:56.279	6 6	+1.095	180.9
17	2 Kacper SZTUKA	POL	Tecnicar	Dallara 326		1:56.287	5 6	+1.103	180.9
18	26 Linus LUNDQVIST	SWE	Double R	Dallara 326		1:56.383	6 6	+1.199	180.7
19	11 Luca VIISOREANU	ROU	TC Racing	Dallara 326	R	1:56.412	7 7	+1.228	180.7
20	77 Bart HARRISON	GBR	Double R	Dallara 326	R	1:56.473	6 6	+1.289	180.6
21	91 Lorenzo CAMPOS	AGO	Double R	Dallara 326	R	1:56.704	4 6	+1.520	180.2
22	22 Andrej PETROVIC	SRB	Tecnicar	Dallara 326	R	1:56.787	5 6	+1.603	180.1
23	44 Rayan CARETTI	FRA	GRS	Dallara 326	R	1:57.122	4 7	+1.938	179.6
24	6 Stylianos KOLOVOS	GRC	Drivex	Dallara 326	R	1:57.259	6 7	+2.075	179.4
25	16 Bianca BUSTAMANTE	PHL	Palou Motorsport	Dallara 326		1:57.514	5 7	+2.330	179.0
26	70 Andre RODRIGUEZ	USA	GRS	Dallara 326	R	1:57.547	6 7	+2.363	178.9
27	3 Edouard BORGNA	FRA	Drivex	Dallara 326		1:57.675	5 6	+2.491	178.7
28	31 Renzo BARBUY	ARG	TC Racing	Dallara 326	R	1:58.174	5 6	+2.990	178.0
29	20 Benjamin BECKLEY	CRI	Tecnicar	Dallara 326	R	1:58.838	4 7	+3.654	177.0

Max. qual. time: 2:06.702

5 Patrick HEUZENROEDER AUS Griffin Core Dallara 326

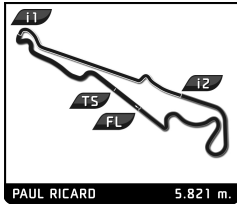
Fastest Lap: Lap 6 Keanu AL AZHARI 1:55.184 182.6 Kph

Published at: 20:15

Track Status: **DRY**

 Mr. Pedro Vilches Chair of the Stewards	 Mr. Juan Font Steward	 Mr. Serge Cerland Steward	<b>Timekeeper:</b> Alberto ESTÉBANEZ 
--	------------------------------	----------------------------------	---

# EURO CUP 3







## Eurocup3 ROUND 1 - PAUL RICARD Qualifying 1

### Final Classification by Class

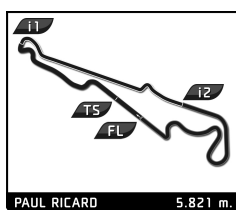
No	Driver	Nat	Team	Car	Time	Lap Total	Gap	Kph
<b>R</b>								
1	99 René LAMMERS	NLD	MP Motorsport	Dallara 326	1:55.188	4 6		182.6
2	41 Alex POWELL	USA	Griffin Core	Dallara 326	1:55.448	6 7	+0.260 +0.260	182.2
3	4 Ean EYCKMANS	BEL	MP Motorsport	Dallara 326	1:55.461	6 7	+0.273 +0.013	182.1
4	33 Rafael PERARD	FRA	Palou Motorsport	Dallara 326	1:55.625	5 7	+0.437 +0.164	181.9
5	27 Heitor DALL'AGNOL	BRA	Palou Motorsport	Dallara 326	1:55.724	7 7	+0.536 +0.099	181.7
6	39 Santino PANETTA	ARG	Hitech	Dallara 326	1:55.999	5 6	+0.811 +0.275	181.3
7	7 Chistopher EL FEGHALI	LBN	Drivex	Dallara 326	1:56.052	5 6	+0.864 +0.053	181.2
8	37 Filippo FIORENTINO	BRA	Drivex	Dallara 326	1:56.099	5 7	+0.911 +0.047	181.1
9	9 Thomas STRAUVEN	BEL	Griffin Core	Dallara 326	1:56.108	7 7	+0.920 +0.009	181.1
10	84 Genaro TRAPPA	ARG	Hitech	Dallara 326	1:56.279	6 6	+1.091 +0.171	180.9
11	11 Luca VIISOREANU	ROU	TC Racing	Dallara 326	1:56.412	7 7	+1.224 +0.133	180.7
12	77 Bart HARRISON	GBR	Double R	Dallara 326	1:56.473	6 6	+1.285 +0.061	180.6
13	91 Lorenzo CAMPOS	AGO	Double R	Dallara 326	1:56.704	4 6	+1.516 +0.231	180.2
14	22 Andrej PETROVIC	SRB	Tecnicar	Dallara 326	1:56.787	5 6	+1.599 +0.083	180.1
15	44 Rayan CARETTI	FRA	GRS	Dallara 326	1:57.122	4 7	+1.934 +0.335	179.6
16	6 Stylianos KOLOVOS	GRC	Drivex	Dallara 326	1:57.259	6 7	+2.071 +0.137	179.4
17	70 Andre RODRIGUEZ	USA	GRS	Dallara 326	1:57.547	6 7	+2.359 +0.288	178.9
18	31 Renzo BARBUY	ARG	TC Racing	Dallara 326	1:58.174	5 6	+2.986 +0.627	178.0
19	20 Benjamin BECKLEY	CRI	Tecnicar	Dallara 326	1:58.838	4 7	+3.650 +0.664	177.0

Published at: .....20:15.....

Track Status: **DRY**

 Mr. Pedro Vilches Chair of the Stewards	 Mr. Juan Font Steward	 Mr. Serge Cerland Steward	<b>Timekeeper:</b> Alberto ESTÉBANEZ	
---	---	---	---	---

# EURO CUP 3

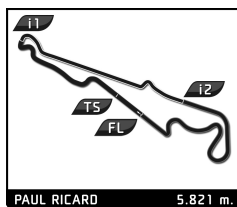


## Eurocup3 ROUND 1 - PAUL RICARD Qualifying 1

### Best Top Speed

No Driver	Team	Class	Top 1		Top 2		Top 3		Top 4		Top 5			
			Kph	Lap	Kph	Lap	Kph	Lap	Kph	Lap	Kph	Lap	Avg	
3	Edouard BORGNA	Drivex	244.9	4	242.7	3	242.7	5	240.0	2	237.4	6	241,5	
12	Gianmarco PRADEL	MP Motorsport	244.9	5	243.8	4	242.2	7	241.1	3	241.1	6	242,6	
2	Kacper SZTUKA	Tecnicar	244.3	6	242.7	5	241.6	4	240.5	3	236.3	2	241,1	
16	Bianca BUSTAMANTE	Palou Motorsport	244.3	4	242.7	7	242.2	3	242.2	5	241.6	6	242,6	
37	Filippo FIORENTINO	Drivex	R	244.3	6	241.6	4	241.6	5	241.1	7	240.0	3	241,7
84	Genaro TRAPPA	Hitech	R	244.3	5	241.6	4	241.1	6	240.5	3	233.8	2	240,3
6	Stylianos KOLOVOS	Drivex	R	243.8	3	243.8	7	243.2	4	242.7	5	242.7	6	243,2
7	Chistopher EL FEGHALI	Drivex	R	243.2	5	242.7	6	242.2	4	241.1	3	236.3	2	241,1
10	Enzo TARNVANICHKUL	Griffin Core		243.2	7	241.6	5	240.5	6	239.5	3	239.5	4	240,9
14	Keanu AL AZHARI	Hitech		243.2	6	242.2	3	242.2	4	242.2	5	224.5	2	238,9
39	Santino PANETTA	Hitech	R	243.2	5	243.2	6	242.7	4	241.6	3	237.9	2	241,7
4	Ean EYCKMANS	MP Motorsport	R	242.7	5	241.6	7	241.1	6	240.5	3	240.0	4	241,2
11	Luca VIISOREANU	TC Racing	R	242.7	5	241.6	4	241.1	7	239.5	6	238.4	3	240,7
23	Stefan BOSTANDJIEV	Hitech		242.7	6	241.6	5	241.1	3	240.5	4	238.9	2	241,0
33	Rafael PERARD	Palou Motorsport	R	242.7	7	242.2	4	242.2	5	241.1	6	240.0	3	241,6
8	Alceu FELDMANN	MP Motorsport		242.2	7	240.5	5	240.0	4	239.5	6	238.9	3	240,2
20	Benjamin BECKLEY	Tecnicar	R	242.2	6	241.6	4	241.6	7	241.1	5	238.9	3	241,1
27	Heitor DALL'AGNOL	Palou Motorsport	R	242.2	5	241.6	4	241.1	7	240.5	6	209.3	3	234,9
70	Andre RODRIGUEZ	GRS	R	242.2	4	241.1	7	238.9	5	237.9	3	237.4	6	239,5
99	René LAMMERS	MP Motorsport	R	242.2	5	241.6	6	241.1	4	240.0	3	238.4	2	240,7
26	Linus LUNDQVIST	Double R		241.6	6	238.9	5	237.9	4	236.8	3	227.4	2	236,5
48	James EGOZI	Palou Motorsport		241.6	5	241.6	7	240.5	4	240.5	6	203.4	3	233,5
44	Rayan CARETTI	GRS	R	241.1	7	240.5	3	240.5	4	239.5	6	237.4	2	239,8
91	Lorenzo CAMPOS	Double R	R	241.1	4	241.1	5	240.5	3	238.4	6	199.3	2	232,1
22	Andrej PETROVIC	Tecnicar	R	240.5	4	240.0	5	239.5	3	239.5	6	228.3	2	237,6
41	Alex POWELL	Griffin Core	R	240.5	5	240.5	6	240.5	7	240.0	4	238.4	3	240,0
9	Thomas STRAUVEN	Griffin Core	R	240.0	5	240.0	6	240.0	7	239.5	4	238.9	3	239,7
31	Renzo BARBUY	TC Racing	R	239.5	5	238.9	4	238.4	6	236.3	3	220.0	2	234,6
77	Bart HARRISON	Double R	R	238.9	5	238.9	6	238.4	4	234.8	2	201.1	3	230,4
5	Patrick HEUZENROEDER	Griffin Core												

# EURO CUP 3

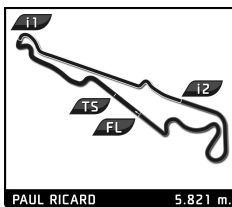


## Eurocup3 ROUND 1 - PAUL RICARD Qualifying 1

### Best Sector Times

Sector 1			Sector 2			Sector 3			Pos	No Driver	Ideal Lap	Best Lap
Pos	No Driver	Time	No Driver	Time	No Driver	Time	Pos	No Driver				
1	14 K.AL AZHARI	30.188	99 R.LAMMERS	36.673	99 R.LAMMERS	48.198	1	14 K.AL AZHARI	1:55.105	1:55.184	(1)	
2	41 A.POWELL	30.223	14 K.AL AZHARI	36.677	4 E.EYCKMANS	48.227	2	99 R.LAMMERS	1:55.161	1:55.188	(2)	
3	48 J.EGOZI	30.242	48 J.EGOZI	36.690	48 J.EGOZI	48.239	3	48 J.EGOZI	1:55.171	1:55.291	(3)	
4	4 E.EYCKMANS	30.283	12 G.PRADEL	36.714	14 K.AL AZHARI	48.240	4	4 E.EYCKMANS	1:55.313	1:55.461	(5)	
5	99 R.LAMMERS	30.290	33 R.PERARD	36.749	41 A.POWELL	48.262	5	41 A.POWELL	1:55.323	1:55.448	(4)	
6	12 G.PRADEL	30.313	7 C.EL FEGHALI	36.753	8 A.FELDMANN	48.393	6	33 R.PERARD	1:55.569	1:55.625	(6)	
7	33 R.PERARD	30.384	8 A.FELDMANN	36.797	33 R.PERARD	48.436	7	12 G.PRADEL	1:55.585	1:55.841	(8)	
8	27 H.DALL'AGNOL	30.384	4 E.EYCKMANS	36.803	27 H.DALL'AGNOL	48.449	8	27 H.DALL'AGNOL	1:55.693	1:55.724	(7)	
9	9 T.STRAUVEN	30.459	41 A.POWELL	36.838	23 S.BOSTANDJIEV	48.540	9	8 A.FELDMANN	1:55.730	1:56.038	(10)	
10	37 F.FIORENTINO	30.481	37 F.FIORENTINO	36.850	10 E.TARNVANICHKUL	48.541	10	7 C.EL FEGHALI	1:55.878	1:56.052	(11)	
11	7 C.EL FEGHALI	30.487	27 H.DALL'AGNOL	36.860	26 L.LUNDQVIST	48.543	11	10 E.TARNVANICHKUL	1:55.955	1:56.084	(12)	
12	10 E.TARNVANICHKUL	30.499	2 K.SZTUKA	36.860	9 T.STRAUVEN	48.552	12	39 S.PANETTA	1:55.993	1:55.999	(9)	
13	39 S.PANETTA	30.506	44 R.CARETTI	36.879	12 G.PRADEL	48.558	13	9 T.STRAUVEN	1:56.009	1:56.108	(14)	
14	8 A.FELDMANN	30.540	39 S.PANETTA	36.906	84 G.TRAPPA	48.574	14	37 F.FIORENTINO	1:56.073	1:56.099	(13)	
15	77 B.HARRISON	30.563	10 E.TARNVANICHKUL	36.915	39 S.PANETTA	48.581	15	23 S.BOSTANDJIEV	1:56.113	1:56.113	(15)	
16	2 K.SZTUKA	30.566	26 L.LUNDQVIST	36.940	11 L.VIISOREANU	48.615	16	26 L.LUNDQVIST	1:56.231	1:56.383	(18)	
17	91 L.CAMPOS	30.582	23 S.BOSTANDJIEV	36.945	7 C.EL FEGHALI	48.638	17	84 G.TRAPPA	1:56.241	1:56.279	(16)	
18	84 G.TRAPPA	30.625	9 T.STRAUVEN	36.998	77 B.HARRISON	48.690	18	2 K.SZTUKA	1:56.287	1:56.287	(17)	
19	23 S.BOSTANDJIEV	30.628	6 S.KOLOVOS	37.000	37 F.FIORENTINO	48.742	19	77 B.HARRISON	1:56.290	1:56.473	(20)	
20	11 L.VIISOREANU	30.687	77 B.HARRISON	37.037	91 L.CAMPOS	48.762	20	11 L.VIISOREANU	1:56.353	1:56.412	(19)	
21	26 L.LUNDQVIST	30.748	84 G.TRAPPA	37.042	22 A.PETROVIC	48.804	21	91 L.CAMPOS	1:56.417	1:56.704	(21)	
22	22 A.PETROVIC	30.751	11 L.VIISOREANU	37.051	2 K.SZTUKA	48.861	22	44 R.CARETTI	1:56.621	1:57.122	(23)	
23	44 R.CARETTI	30.752	91 L.CAMPOS	37.073	44 R.CARETTI	48.990	23	22 A.PETROVIC	1:56.705	1:56.787	(22)	
24	6 S.KOLOVOS	30.854	3 E.BORGNA	37.080	70 A.RODRIGUEZ	48.992	24	6 S.KOLOVOS	1:56.851	1:57.259	(24)	
25	70 A.RODRIGUEZ	30.864	22 A.PETROVIC	37.150	6 S.KOLOVOS	48.997	25	70 A.RODRIGUEZ	1:57.043	1:57.547	(26)	
26	16 B.BUSTAMANTE	30.878	70 A.RODRIGUEZ	37.187	16 B.BUSTAMANTE	49.169	26	3 E.BORGNA	1:57.280	1:57.675	(27)	
27	3 E.BORGNA	30.888	16 B.BUSTAMANTE	37.348	3 E.BORGNA	49.312	27	16 B.BUSTAMANTE	1:57.395	1:57.514	(25)	
28	31 R.BARBUY	31.082	31 R.BARBUY	37.635	31 R.BARBUY	49.359	28	31 R.BARBUY	1:58.076	1:58.174	(28)	
29	20 B.BECKLEY	31.225	20 B.BECKLEY	37.681	20 B.BECKLEY	49.777	29	20 B.BECKLEY	1:58.683	1:58.838	(29)	

# EURO CUP 3

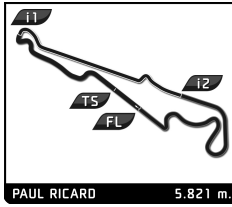


## Eurocup3 ROUND 1 - PAUL RICARD Qualifying 1

### Fastest Lap Sequence

Elapsed	No	Driver	Team	Car	Class	Time	Kph	Lap
9:56.089	11	Luca VIISOREANU	TC Racing	Dallara 326	R	<b>2:02.648</b>	171.5	2
10:12.626	20	Benjamin BECKLEY	Tecnicar	Dallara 326	R	<b>2:01.665</b>	172.9	2
11:53.185	11	Luca VIISOREANU	TC Racing	Dallara 326	R	<b>1:57.096</b>	179.6	3
12:50.977	22	Andrej PETROVIC	Tecnicar	Dallara 326	R	<b>1:56.820</b>	180.0	3
14:05.305	8	Alceu FELDMANN	MP Motorsport	Dallara 326		<b>1:56.434</b>	180.6	3
14:21.830	99	René LAMMERS	MP Motorsport	Dallara 326	R	<b>1:55.665</b>	181.8	3
16:17.018	99	René LAMMERS	MP Motorsport	Dallara 326	R	<b>1:55.188</b>	182.6	4
19:29.629	14	Keanu AL AZHARI	Hitech	Dallara 326		<b>1:55.184</b>	182.6	6

# EURO CUP 3

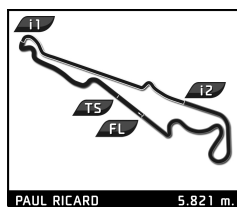


## Eurocup3 ROUND 1 - PAUL RICARD Qualifying 1

### Sector Analysis

— Invalidated Lap							■ Personal Best		■ Session Best		■ Crossing the pit lane		
Lap	Time	Sector 1	Sector 2	Sector 3	T.Sp	Elapsed	Lap	Time	Sector 1	Sector 2	Sector 3	T.Sp	Elapsed
<b>2</b>	<b>Kacper SZTUKA</b> POL Tecnicar Dallara 326						<b>9</b>	<b>Thomas STRAUVEN</b> BEL Griffin Core Dallara 326					
1	9:19.804	7:40.477	42.450	56.877	114.5	9:19.804	1	9:14.784	7:34.041	42.647	58.096	122.6	9:14.784
2	2:10.473	35.250	39.821	55.402	236.3	11:30.277	2	2:08.729	33.350	38.644	56.735	225.5	11:23.513
3	2:05.874	31.845	37.996	56.033	240.5	13:36.151	3	2:08.572	31.122	39.028	58.422	238.9	13:32.085
4	1:57.001	30.907	37.202	48.892	241.6	15:33.152	4	1:56.850	30.987	37.136	48.727	239.5	15:28.935
5	<b>1:56.287</b>	<b>30.566</b>	<b>36.860</b>	<b>48.861</b>	242.7	17:29.439	5	1:56.377	30.715	37.002	48.660	240.0	17:25.312
6	2:02.284	33.557	39.463	49.264	244.3	19:31.723	6	1:56.349	30.488	<b>36.998</b>	48.863	240.0	19:21.661
							7	<b>1:56.108</b>	<b>30.459</b>	<b>37.097</b>	<b>48.552</b>	240.0	21:17.769
<b>3</b>	<b>Edouard BORGNA</b> FRA Drivex Dallara 326						<b>10</b>	<b>Enzo TARNVANICHKUL</b> THA Griffin Core Dallara 326					
1	9:21.237	7:42.169	43.772	55.296	126.3	9:21.237	1	9:13.760	7:32.296	43.503	57.961	126.5	9:13.760
2	2:09.573	35.366	39.876	54.331	240.0	11:30.810	2	2:07.365	33.199	39.294	54.872	224.1	11:21.125
3	2:05.766	32.528	38.064	55.174	242.7	13:36.576	3	2:24.106	32.098	39.692	1:12.316	239.5	13:45.231
4	1:57.855	31.247	37.296	<b>49.312</b>	244.9	15:34.431	4	1:57.006	31.026	37.099	48.881	239.5	15:42.237
5	<b>1:57.675</b>	<b>30.888</b>	<b>37.080</b>	49.707	242.7	17:32.106	5	1:56.234	30.705	<b>36.915</b>	48.614	241.6	17:38.471
6	2:06.122	33.954	40.334	51.834	237.4	19:38.228	6	<b>1:56.084</b>	<b>30.499</b>	37.019	48.566	240.5	19:34.555
							7	1:56.246	30.622	37.083	<b>48.541</b>	243.2	21:30.801
<b>4</b>	<b>Ean EYCKMANS</b> BEL MP Motorsport Dallara 326						<b>11</b>	<b>Luca VIISOREANU</b> ROU TC Racing Dallara 326					
1	9:20.150	7:43.489	44.196	52.465	133.2	9:20.150	1	7:53.441	6:18.283	41.272	53.886	110.2	7:53.441
2	2:12.694	35.644	39.864	57.186	238.9	11:32.844	2	2:02.648	33.838	38.765	50.045	216.0	9:56.089
3	2:06.820	32.809	39.146	54.865	240.5	13:39.664	3	1:57.096	31.053	37.209	48.834	238.4	11:53.185
4	1:55.838	30.642	36.969	<b>48.227</b>	240.0	15:35.502	4	2:04.206	<b>30.687</b>	<b>37.051</b>	56.468	241.6	13:57.391
5	1:55.517	30.350	36.849	48.318	242.7	17:31.019	5	2:11.600	36.113	43.333	52.154	242.7	16:08.991
6	<b>1:55.461</b>	<b>30.283</b>	<b>36.803</b>	48.375	241.1	19:26.480	6	1:56.723	30.726	37.174	48.823	239.5	18:05.714
7	2:48.108B	39.255	41.880	1:26.973	241.6	22:14.588	7	<b>1:56.412</b>	30.705	37.092	<b>48.615</b>	241.1	20:02.126
<b>6</b>	<b>Stylios KOLOVOS</b> GRC Drivex Dallara 326						<b>12</b>	<b>Gianmarco PRADEL</b> AUS MP Motorsport Dallara 326					
1	9:36.139	8:01.205	41.002	53.932	116.9	9:36.139	1	9:23.228	7:45.961	43.472	53.795	134.8	9:23.228
2	<b>2:09.715</b>	33.542	38.664	<b>57.509</b>	224.1	11:45.854	2	2:10.804	33.960	40.186	56.658	235.3	11:34.032
3	<b>2:08.806</b>	<b>31.750</b>	37.809	59.247	243.8	13:54.660	3	1:59.064	31.073	37.119	50.872	241.1	13:33.096
4	<b>1:58.027</b>	31.064	<b>37.495</b>	49.468	243.2	15:52.687	4	1:56.305	30.824	36.923	<b>48.558</b>	243.8	15:29.401
5	1:57.352	31.355	<b>37.000</b>	<b>48.997</b>	242.7	17:50.039	5	1:58.017	30.720	37.136	50.161	244.9	17:27.418
6	<b>1:57.259</b>	<b>30.854</b>	37.293	49.112	242.7	19:47.298	6	<b>1:55.841</b>	<b>30.313</b>	<b>36.714</b>	48.814	241.1	19:23.259
7	1:58.003	30.939	37.458	49.606	243.8	21:45.301	7	2:14.858B	30.443	41.422	1:02.993	242.2	21:38.117
<b>7</b>	<b>Chistopher EL FEGHALI</b> LBN Drivex Dallara 326						<b>14</b>	<b>Keanu AL AZHARI</b> ARE Hitech Dallara 326					
1	9:35.081	8:00.272	40.733	54.076	113.7	9:35.081	1	9:26.759	7:49.293	42.362	55.104	109.5	9:26.759
2	2:09.719	33.824	38.738	57.157	236.3	11:44.800	2	2:08.621	33.958	39.807	54.856	224.5	11:35.380
3	2:09.000	31.076	37.238	1:00.686	241.1	13:53.800	3	2:06.786	31.700	38.955	56.131	242.2	13:42.166
4	1:57.908	30.836	36.979	50.093	242.2	15:51.708	4	<b>1:56.810</b>	30.539	36.852	<b>49.419</b>	242.2	15:38.976
5	<b>1:56.052</b>	30.661	<b>36.753</b>	<b>48.638</b>	243.2	17:47.760	5	1:55.469	30.410	36.819	<b>48.240</b>	242.2	17:34.445
6	1:56.150	<b>30.487</b>	36.929	48.734	242.7	19:43.910	6	<b>1:55.184</b>	<b>30.188</b>	<b>36.677</b>	48.319	243.2	19:29.629
<b>8</b>	<b>Alceu FELDMANN</b> BRA MP Motorsport Dallara 326						<b>16</b>	<b>Bianca BUSTAMANTE</b> PHL Palou Motorsport Dallara 326					
1	10:05.908	8:29.528	42.293	54.087	126.3	10:05.908	1	9:10.093	7:30.829	43.833	55.431	117.8	9:10.093
2	2:02.963	33.300	39.678	49.985	211.4	12:08.871	2	2:14.138	34.429	42.281	57.428	208.9	11:24.231
3	1:56.434	30.647	37.161	48.626	238.9	14:05.305	3	<b>2:08.369</b>	<b>31.107</b>	38.731	58.531	242.2	13:32.600
4	<b>1:56.038</b>	30.630	37.015	<b>48.393</b>	240.0	16:01.343	4	1:58.669	32.044	<b>37.348</b>	49.277	244.3	15:31.269
5	1:56.509	<b>30.540</b>	<b>36.797</b>	49.172	240.5	17:57.852	5	<b>1:57.514</b>	30.933	37.412	<b>49.169</b>	242.2	17:28.783
6	1:56.271	30.664	37.036	48.571	239.5	19:54.123							
7	2:25.540B	30.562	37.162	1:17.816	242.2	22:19.663							

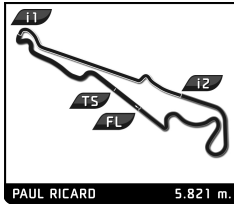
# EURO CUP 3



## Eurocup3 ROUND 1 - PAUL RICARD Qualifying 1

### Sector Analysis

— Invalidated Lap							■ Personal Best							■ Session Best							B Crossing the pit lane						
Lap	Time	Sector 1	Sector 2	Sector 3	T.Sp	Elapsed	Lap	Time	Sector 1	Sector 2	Sector 3	T.Sp	Elapsed	Lap	Time	Sector 1	Sector 2	Sector 3	T.Sp	Elapsed	Lap	Time	Sector 1	Sector 2	Sector 3	T.Sp	Elapsed
<b>20</b> Benjamin BECKLEY CRI Tecnicar Dallara 326																											
1	8:10.961	6:33.882	43.240	53.839	107.8	8:10.961																					
2	2:01.665	32.751	38.428	50.486	235.8	10:12.626																					
3	1:59.201	31.477	37.945	49.779	238.9	12:11.827																					
4	1:58.838	31.225	37.681	49.932	241.6	14:10.665																					
5	2:03.545	32.745	41.023	49.777	241.1	16:14.210																					
6	1:59.803	31.554	38.119	50.130	242.2	18:14.013																					
7	1:59.070	31.343	37.873	49.854	241.6	20:13.083																					
<b>22</b> Andrej PETROVIC SRB Tecnicar Dallara 326																											
1	8:51.589	7:13.801	43.719	54.069	114.2	8:51.589																					
2	2:02.568	32.941	39.584	50.043	228.3	10:54.157																					
3	1:56.820	30.751	37.230	48.839	239.5	12:50.977																					
4	2:10.083	42.634	38.117	49.332	240.5	15:01.060																					
5	1:56.787	30.800	37.183	48.804	240.0	16:57.847																					
6	1:56.932	30.809	37.150	48.973	239.5	18:54.779																					
<b>23</b> Stefan BOSTANDJIEV BGR Hitech Dallara 326																											
1	9:31.742	7:56.539	40.679	54.524	120.8	9:31.742																					
2	2:08.873	33.738	38.818	56.317	238.9	11:40.615																					
3	2:09.472	32.491	38.045	58.936	241.1	13:50.087																					
4	1:56.786	30.807	37.162	48.817	240.5	15:46.873																					
5	1:56.113	30.628	36.945	48.540	241.6	17:42.986																					
6	2:03.459	32.281	37.848	53.330	242.7	19:46.445																					
<b>26</b> Linus LUNDQVIST SWE Double R Dallara 326																											
1	9:32.533	7:54.371	43.990	54.172	117.4	9:32.533																					
2	2:10.266	34.055	38.810	57.401	227.4	11:42.799																					
3	2:09.500	31.902	37.887	59.711	236.8	13:52.299																					
4	1:57.275	31.096	37.383	48.796	237.9	15:49.574																					
5	1:56.604	31.025	36.940	48.639	238.9	17:46.178																					
6	1:56.383	30.855	36.985	48.543	241.6	19:42.561																					
<b>27</b> Heitor DALL'AGNOL BRA Palou Motorsport Dallara 326																											
1	9:08.740	7:29.384	43.320	56.036	125.0	9:08.740																					
2	2:09.391	34.650	40.971	53.770	204.9	11:18.131																					
3	2:09.689	32.824	39.617	57.248	209.3	13:27.820																					
4	1:56.363	30.792	37.068	48.503	241.6	15:24.183																					
5	1:56.009	30.593	36.917	48.499	242.2	17:20.192																					
6	1:57.307	30.547	36.860	49.900	240.5	19:17.499																					
7	1:55.724	30.384	36.891	48.449	241.1	21:13.223																					
<b>31</b> Renzo BARBUY ARG TC Racing Dallara 326																											
1	8:15.886	6:36.703	43.771	55.412	145.2	8:15.886																					
2	2:13.583	33.397	39.611	1:00.575	220.0	10:29.469																					
3	1:59.552	31.794	38.035	49.723	236.3	12:29.021																					
4	1:58.230	31.179	37.692	49.359	238.9	14:27.251																					
5	1:58.174	31.082	37.685	49.407	239.5	16:25.425																					
<b>33</b> Rafael PERARD FRA Palou Motorsport Dallara 326																											
1	9:08.334	7:28.978	43.096	56.260	118.0	9:08.334																					
2	2:09.006	34.312	41.298	53.396	221.3	11:17.340																					
3	2:07.848	32.729	40.017	55.102	240.0	13:25.188																					
4	1:56.418	30.919	36.936	48.563	242.2	15:21.606																					
5	1:55.625	30.440	36.749	48.436	242.2	17:17.231																					
6	2:07.601	30.384	42.025	55.192	241.1	19:24.832																					
7	2:07.971 B	30.549	37.724	59.698	242.7	21:32.803																					
<b>37</b> Filippo FIORENTINO BRA Drivex Dallara 326																											
1	9:41.474	8:04.878	41.481	55.115	128.0	9:41.474																					
2	2:09.004	33.394	38.674	56.936	236.8	11:50.478																					
3	2:09.513	30.828	37.154	1:01.531	240.0	13:59.991																					
4	1:56.360	30.632	36.986	48.742	241.6	15:56.351																					
5	1:56.099	30.490	36.850	48.759	241.6	17:52.450																					
6	2:00.403	33.003	38.653	48.747	244.3	19:52.853																					
7	1:56.439	30.481	37.126	48.832	241.1	21:49.292																					
<b>39</b> Santino PANETTA ARG Hitech Dallara 326																											
1	9:28.743	7:49.893	43.156	55.694	114.6	9:28.743																					
2	2:08.260	33.417	39.839	55.004	237.9	11:37.003																					
3	2:06.716	31.613	38.917	56.186	241.6	13:43.719																					
4	1:56.751	30.874	37.093	48.784	242.7	15:40.470																					
5	1:55.999	30.506	36.906	48.587	243.2	17:36.469																					
6	1:56.319	30.693	37.045	48.581	243.2	19:32.788																					
<b>41</b> Alex POWELL USA Griffin Core Dallara 326																											
1	8:37.621	7:01.213	41.226	55.182	116.5	8:37.621																					
2	2:05.557	34.151	39.859	51.547	203.8	10:43.178																					
3	2:01.219	33.272	38.320	49.627	238.4	12:44.397																					
4	1:55.717	30.425	36.981	48.311	240.0	14:40.114																					
5	1:55.684	30.382	36.945	48.357	240.5	16:35.798																					
6	1:55.448	30.223	36.838	48.387	240.5	18:31.246																					
7	1:55.481	30.272	36.947	48.262	240.5	20:26.727																					
<b>44</b> Rayan CARETTI FRA GRS Dallara 326																											
1	9:42.504	8:05.733	41.525	55.246	130.0	9:42.504																					
2	2:08.952	33.415	38.275	57.262	237.4	11:51.456																					
3	2:04.768	31.395	37.129	56.244	240.5	13:56.224																					
4	1:57.122	30.839	36.879	49.404	240.5	15:53.346																					
5	1:58.550	32.348	37.182	49.020	219.1	17:51.896																					
6	1:57.156	30.866	37.300	48.990	239.5	19:49.052																					
7	1:57.341	30.752	37.362	49.227	241.1	21:46.393																					
<b>48</b> James EGOZI USA Palou Motorsport Dallara 326																											
1	9:06.641	7:26.457	43.155	57.029	111.6	9:06.641																					
2	2:08.855	34.835	41.165	52.855	191.8	11:15.496																					
3	2:07.967	33.565	39.881	54.521	203.4	13:23.463																					
4	1:55.716	30.507	36.796	48.413	240.5	15:19.179																					



## Eurocup3 ROUND 1 - PAUL RICARD Qualifying 1

### Sector Analysis

— Invalidated Lap    ■ Personal Best    ■ Session Best    B Crossing the pit lane

Lap	Time	Sector 1	Sector 2	Sector 3	T.Spd	Elapsed	Lap	Time	Sector 1	Sector 2	Sector 3	T.Spd	Elapsed
5	1:55.370	30.264	36.867	48.239	241.6	17:14.549							
6	1:55.291	30.242	36.690	48.359	240.5	19:09.840							
7	2:14.890B	31.929	38.845	1:04.116	241.6	21:24.730							

70 Andre RODRIGUEZ		USA					
GRS		Dallara 326					
1	9:16.588	7:41.388	41.898	53.302	136.5	9:16.588	
2	2:10.476	33.345	38.178	58.953	222.7	11:27.064	
3	2:13.036	31.326	37.424	1:04.286	237.9	13:40.100	
4	2:03.114	31.147	37.404	54.563	242.2	15:43.214	
5	1:58.742	31.091	37.187	50.464	238.9	17:41.956	
6	1:57.547	31.294	37.261	48.992	237.4	19:39.503	
7	1:57.621	30.864	37.299	49.458	241.1	21:37.124	

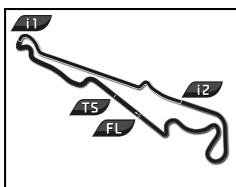
77 Bart HARRISON		GBR					
Double R		Dallara 326					
1	8:06.086	6:26.690	43.802	55.594	118.8	8:06.086	
2	2:06.184	33.359	40.254	52.571	234.8	10:12.270	
3	2:05.695	33.135	40.715	51.845	201.1	12:17.965	
4	1:57.355	30.810	37.641	48.904	238.4	14:15.320	
5	1:56.481	30.708	37.083	48.690	238.9	16:11.801	
6	1:56.473	30.670	37.037	48.766	238.9	18:08.274	

84 Genaro TRAPPA		ARG					
Hitech		Dallara 326					
1	9:29.832	7:51.833	42.436	55.563	109.9	9:29.832	
2	2:08.420	33.789	39.845	54.786	233.8	11:38.252	
3	2:09.000	31.279	39.462	58.259	240.5	13:47.252	
4	1:56.702	30.751	37.042	48.909	241.6	15:43.954	
5	2:01.659	32.593	39.689	49.377	244.3	17:45.613	
6	1:56.279	30.625	37.080	48.574	241.1	19:41.892	

91 Lorenzo CAMPOS		AGO					
Double R		Dallara 326					
1	8:34.832	6:57.911	42.997	53.924	120.0	8:34.832	
2	2:09.287	35.754	41.813	51.720	199.3	10:44.119	
3	2:01.458	33.088	38.089	50.281	240.5	12:45.577	
4	1:56.704	30.801	37.141	48.762	241.1	14:42.281	
5	1:56.879	30.582	37.073	49.224	241.1	16:39.160	
6	2:13.799	34.917	44.330	54.552	238.4	18:52.959	

99 René LAMMERS		NLD					
MP Motorsport		Dallara 326					
1	10:25.155	8:45.150	38.459	1:01.546	148.1	10:25.155	
2	2:01.010	31.814	38.879	50.317	238.4	12:26.165	
3	1:55.665	30.534	36.851	48.280	240.0	14:21.830	
4	1:55.188	30.317	36.673	48.198	241.1	16:17.018	
5	1:55.368	30.290	36.742	48.336	242.2	18:12.386	
6	2:13.625B	34.248	37.869	1:01.508	241.6	20:26.011	



# EURO CUP 3



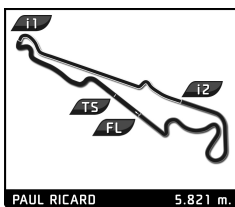
PAUL RICARD 5.821 m.

## Eurocup3 ROUND 1 - PAUL RICARD Qualifying 1

### Flag Analysis

Flag	Time
 GREEN FLAG	17:00:00.000
 CHEQUERED FLAG	17:20:00.000

# EURO CUP 3



## Eurocup3 ROUND 1 - PAUL RICARD Qualifying 1

### Track Limits Analysis

No	Driver	Team	T.L. Nr	Camera	Lap	Time
6	Stylios KOLIVOS	Drivex	1	Turn 11	2	17:11:03.325
6	Stylios KOLIVOS	Drivex	2	Turn 2	3	17:12:00.418
6	Stylios KOLIVOS	Drivex	3	Turn 5	4	17:14:26.164
						<b>Total Infractions:</b> <input type="text" value="3"/>
14	Keanu AL AZHARI	Hitech	1	Turn 11	4	17:15:03.928
						<b>Total Infractions:</b> <input type="text" value="1"/>
16	Bianca BUSTAMANTE	Palou Motorsport	1	Turn 2	3	17:11:38.837
						<b>Total Infractions:</b> <input type="text" value="1"/>
44	Rayan CARETTI	GRS	1	Turn 2	6	17:18:06.419
						<b>Total Infractions:</b> <input type="text" value="1"/>
70	Andre RODRIGUEZ	GRS	1	Turn 11	4	17:15:03.928
						<b>Total Infractions:</b> <input type="text" value="1"/>
91	Lorenzo CAMPOS	Double R	1	Turn 11	5	17:16:05.055
						<b>Total Infractions:</b> <input type="text" value="1"/>

TOTAL TRACK LIMITS: 8

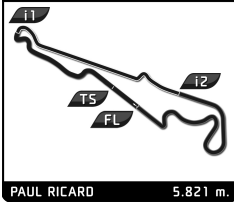
Published at: .....17:25.....

Track Limits Operator:

Daphne FERNÁNDEZ  
OD-1537-ESP-CAT

DAPHNE FERNANDEZ OD-1537-ESP-CAT

# EURO CUP 3





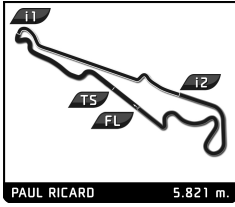
## Eurocup3 ROUND 1 - PAUL RICARD Qualifying 1

### Provisional Race Director Report

Hour	Flag	Message
16:53:05		E3 Q1 - PIT LANE WILL BE OPEN AT 17:00
17:00:00		PIT LANE OPEN
17:20:01		CHEQUERED FLAG
17:23:47		E3 Q2 - PIT LANE WILL BE OPEN AT 17:26

Published at: ...17:25 .....

<b>Race Director:</b> Luis GONZÁLEZ 	<b>Timekeeper:</b> Alberto ESTÉBANEZ 
---	--


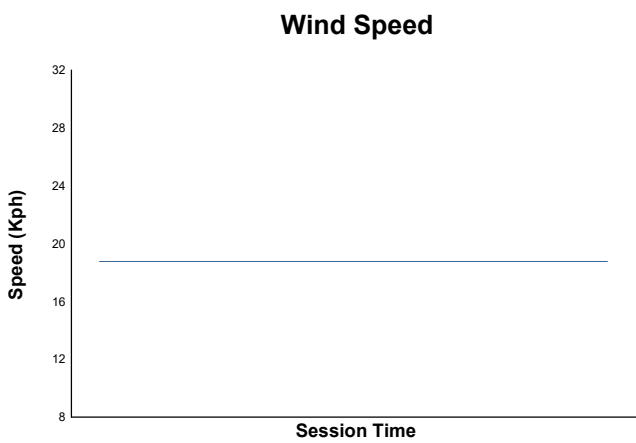
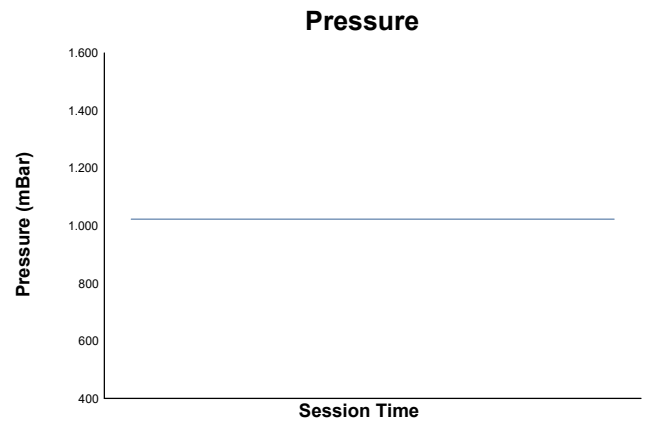
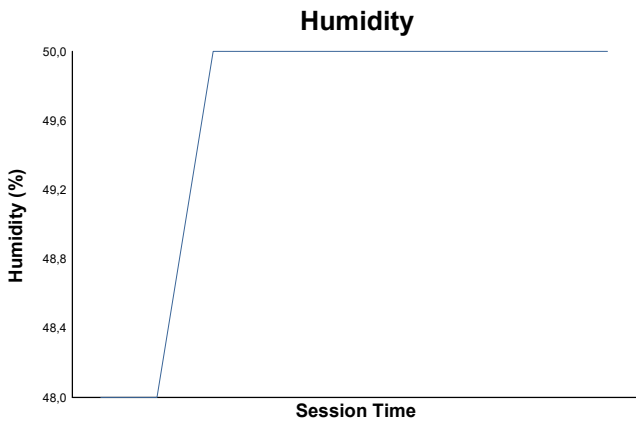
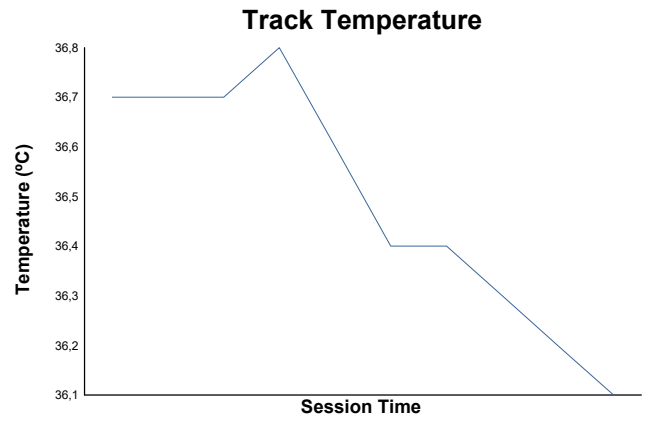
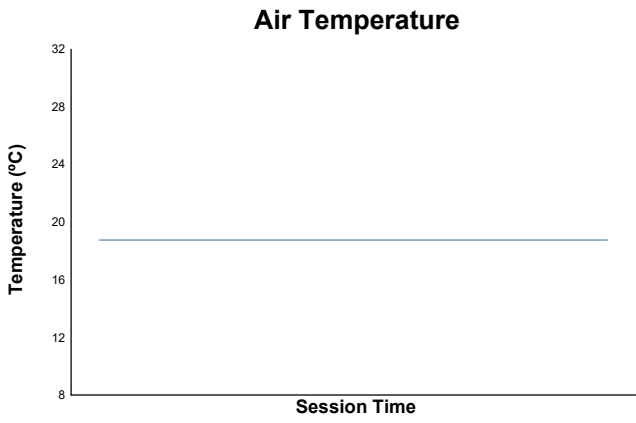


## ROUND 1 - PAUL RICARD

### Eurocup3

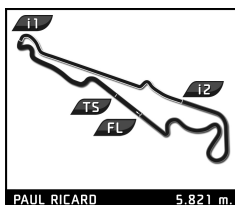
### Qualifying 1

### Weather Report



Track Status: **DRY**

# EURO CUP 3



## Eurocup3 ROUND 1 - PAUL RICARD Qualifying 2

### Final Classification

No	Driver	Nat	Team	Car	Cl.	Time	Lap Total	Gap	Kph
1	12 Gianmarco PRADEL	AUS	MP Motorsport	Dallara 326		1:54.902	4 8	-	183.0
2	4 Ean EYCKMANS	BEL	MP Motorsport	Dallara 326	R	1:55.194	5 6	+0.292	182.6
3	41 Alex POWELL	USA	Griffin Core	Dallara 326	R	1:55.316	4 8	+0.414	182.4
4	48 James EGOZI	USA	Palou Motorsport	Dallara 326		1:55.441	8 8	+0.539	182.2
5	99 René LAMMERS	NLD	MP Motorsport	Dallara 326	R	1:55.533	4 8	+0.631	182.0
6	14 Keanu AL AZHARI	ARE	Hitech	Dallara 326		1:55.618	7 7	+0.716	181.9
7	39 Santino PANETTA	ARG	Hitech	Dallara 326	R	1:55.775	4 7	+0.873	181.7
8	10 Enzo TARNVANICHKUL	THA	Griffin Core	Dallara 326		1:55.860	8 8	+0.958	181.5
9	9 Thomas STRAUVEN	BEL	Griffin Core	Dallara 326	R	1:55.914	8 8	+1.012	181.4
10	37 Filippo FIORENTINO	BRA	Drivex	Dallara 326	R	1:55.915	4 8	+1.013	181.4
11	23 Stefan BOSTANDJIEV	BGR	Hitech	Dallara 326		1:55.957	4 7	+1.055	181.4
12	84 Genaro TRAPPA	ARG	Hitech	Dallara 326	R	1:55.999	4 7	+1.097	181.3
13	2 Kacper SZTUKA	POL	Tecnicar	Dallara 326		1:56.007	7 8	+1.105	181.3
14	7 Christopher EL FEGHALI	LBN	Drivex	Dallara 326	R	1:56.040	8 8	+1.138	181.2
15	5 Patrick HEUZENROEDER	AUS	Griffin Core	Dallara 326		1:56.046	10 10	+1.144	181.2
16	27 Heitor DALL'AGNOL	BRA	Palou Motorsport	Dallara 326	R	1:56.069	8 8	+1.167	181.2
17	11 Luca VIISOREANU	ROU	TC Racing	Dallara 326	R	1:56.093	3 8	+1.191	181.2
18	8 Alceu FELDMANN	BRA	MP Motorsport	Dallara 326		1:56.242	7 8	+1.340	180.9
19	22 Andrej PETROVIC	SRB	Tecnicar	Dallara 326	R	1:56.263	4 8	+1.361	180.9
20	77 Bart HARRISON	GBR	Double R	Dallara 326	R	1:56.393	8 8	+1.491	180.7
21	26 Linus LUNDQVIST	SWE	Double R	Dallara 326		1:56.412	4 8	+1.510	180.7
22	91 Lorenzo CAMPOS	AGO	Double R	Dallara 326	R	1:56.808	4 8	+1.906	180.0
23	70 Andre RODRIGUEZ	USA	GRS	Dallara 326	R	1:56.913	4 8	+2.011	179.9
24	44 Rayan CARETTI	FRA	GRS	Dallara 326	R	1:57.087	4 8	+2.185	179.6
25	3 Edouard BORGNA	FRA	Drivex	Dallara 326		1:57.269	7 8	+2.367	179.3
26	6 Stylianos KOLOVOS	GRC	Drivex	Dallara 326	R	1:57.272	7 8	+2.370	179.3
27	16 Bianca BUSTAMANTE	PHL	Palou Motorsport	Dallara 326		1:57.439	8 8	+2.537	179.1
28	31 Renzo BARBUY	ARG	TC Racing	Dallara 326	R	1:58.224	6 6	+3.322	177.9
29	20 Benjamin BECKLEY	CRI	Tecnicar	Dallara 326	R	1:58.240	4 8	+3.338	177.9
30	33 Rafael PERARD	FRA	Palou Motorsport	Dallara 326	R	2:05.395	2 3	+10.493	167.7

**Fastest Lap:** Lap 4 Gianmarco PRADEL 1:54.902 183.0 Kph

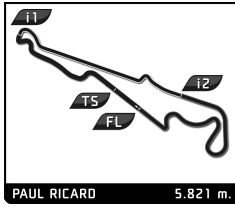
CAR #33- BEST LAP TIME DELETED - CAUSING A RED FLAG - Art. 30.7  
CAR #41 - DROP OF 5 GRID POSITIONS FOR RACE 2 - STEWARDS DECISION N°11

Published at: 20:15

Track Status: **DRY**

 Mr. Pedro Vilches Chair of the Stewards	 Mr. Juan Font Steward	 Mr. Serge Cerland Steward	<b>Timekeeper:</b> Alberto ESTÉBANEZ 
--	------------------------------	----------------------------------	---

# EURO CUP 3



## Eurocup3 ROUND 1 - PAUL RICARD Qualifying 2

### Final Classification by Class

No	Driver	Nat	Team	Car	Time	Lap Total	Gap	Kph
<b>R</b>								
1	4 Ean EYCKMANS	BEL	MP Motorsport	Dallara 326	1:55.194	5 6		182.6
2	41 Alex POWELL	USA	Griffin Core	Dallara 326	1:55.316	4 8	+0.122 +0.122	182.4
3	99 René LAMMERS	NLD	MP Motorsport	Dallara 326	1:55.533	4 8	+0.339 +0.217	182.0
4	39 Santino PANETTA	ARG	Hitech	Dallara 326	1:55.775	4 7	+0.581 +0.242	181.7
5	9 Thomas STRAUVEN	BEL	Griffin Core	Dallara 326	1:55.914	8 8	+0.720 +0.139	181.4
6	37 Filippo FIORENTINO	BRA	Drivex	Dallara 326	1:55.915	4 8	+0.721 +0.001	181.4
7	84 Genaro TRAPPA	ARG	Hitech	Dallara 326	1:55.999	4 7	+0.805 +0.084	181.3
8	7 Chistopher EL FEGHALI	LBN	Drivex	Dallara 326	1:56.040	8 8	+0.846 +0.041	181.2
9	27 Heitor DALL'AGNOL	BRA	Palou Motorsport	Dallara 326	1:56.069	8 8	+0.875 +0.029	181.2
10	11 Luca VIISOREANU	ROU	TC Racing	Dallara 326	1:56.093	3 8	+0.899 +0.024	181.2
11	22 Andrej PETROVIC	SRB	Tecnicar	Dallara 326	1:56.263	4 8	+1.069 +0.170	180.9
12	77 Bart HARRISON	GBR	Double R	Dallara 326	1:56.393	8 8	+1.199 +0.130	180.7
13	91 Lorenzo CAMPOS	AGO	Double R	Dallara 326	1:56.808	4 8	+1.614 +0.415	180.0
14	70 Andre RODRIGUEZ	USA	GRS	Dallara 326	1:56.913	4 8	+1.719 +0.105	179.9
15	44 Rayan CARETTI	FRA	GRS	Dallara 326	1:57.087	4 8	+1.893 +0.174	179.6
16	6 Stylianos KOLOVOS	GRC	Drivex	Dallara 326	1:57.272	7 8	+2.078 +0.185	179.3
17	31 Renzo BARBUY	ARG	TC Racing	Dallara 326	1:58.224	6 6	+3.030 +0.952	177.9
18	20 Benjamin BECKLEY	CRI	Tecnicar	Dallara 326	1:58.240	4 8	+3.046 +0.016	177.9
19	33 Rafael PERARD	FRA	Palou Motorsport	Dallara 326	2:05.395	2 3	+10.201 +7.155	167.7

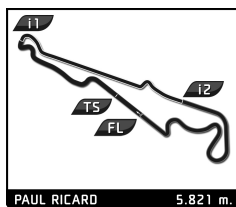
CAR #33- BEST LAPTIME DELETED - CAUSING A RED FLAG - Art. 30.7  
 CAR #41 - DROP OF 5 GRID POSITIONS FOR RACE 2 - STEWARDS DECISION N°11

Published at: .....20:15.....

Track Status: **DRY**

 Mr. Pedro Vilches Chair of the Stewards	 Mr. Juan Font Steward	 Mr. Serge Cerland Steward	<b>Timekeeper:</b> Alberto ESTÉBANEZ 
--	------------------------------	----------------------------------	---

# EURO CUP 3

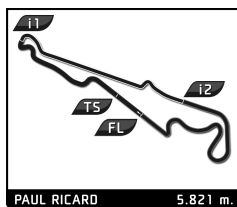


## Eurocup3 ROUND 1 - PAUL RICARD Qualifying 2

### Best Top Speed

No Driver	Team	Class	Top 1		Top 2		Top 3		Top 4		Top 5			
			Kph	Lap	Kph	Lap	Kph	Lap	Kph	Lap	Kph	Lap	Avg	
6	Stylios KOLOVOS	Drivex	R	246.0	3	243.8	4	243.2	7	242.2	5	241.6	8	243,4
11	Luca VIISOREANU	TC Racing	R	244.9	2	243.8	4	243.8	7	242.2	3	241.6	8	243,3
20	Benjamin BECKLEY	Tecnicar	R	243.8	3	242.7	4	242.7	8	242.2	2	241.6	7	242,6
39	Santino PANETTA	Hitech	R	243.8	4	242.7	5	242.2	7	241.1	3	238.4	2	241,6
22	Andrej PETROVIC	Tecnicar	R	243.2	8	242.2	7	241.1	4	241.1	5	240.5	3	241,6
48	James EGOZI	Palou Motorsport		243.2	7	242.7	4	242.7	5	242.2	8	214.3	3	237,0
7	Chistopher EL FEGHALI	Drivex	R	242.7	3	242.7	4	242.2	5	241.6	7	241.6	8	242,2
16	Bianca BUSTAMANTE	Palou Motorsport		242.7	3	242.2	4	241.6	8	240.5	7	229.3	2	239,3
23	Stefan BOSTANDJIEV	Hitech		242.7	4	242.2	3	242.2	5	240.0	2	240.0	7	241,4
37	Filippo FIORENTINO	Drivex	R	242.7	5	242.2	4	242.2	8	241.1	3	241.1	7	241,9
84	Genaro TRAPPA	Hitech	R	242.7	4	242.2	3	241.6	5	241.6	7	236.8	2	241,0
2	Kacper SZTUKA	Tecnicar		242.2	5	241.6	3	241.6	8	241.1	4	240.5	7	241,4
3	Edouard BORGNA	Drivex		242.2	4	241.6	5	241.1	8	240.5	3	240.5	7	241,2
14	Keanu AL AZHARI	Hitech		242.2	4	241.1	3	241.1	5	241.1	7	237.4	2	240,6
27	Heitor DALL'AGNOL	Palou Motorsport	R	242.2	4	242.2	8	241.6	7	241.1	5	238.4	3	241,1
9	Thomas STRAUVEN	Griffin Core	R	241.6	7	241.6	8	241.1	3	240.5	4	240.5	5	241,1
10	Enzo TARNVANICHKUL	Griffin Core		241.6	3	241.6	8	240.5	4	240.5	5	240.5	7	240,9
41	Alex POWELL	Griffin Core	R	241.6	4	241.1	8	240.5	3	240.5	5	239.5	7	240,6
91	Lorenzo CAMPOS	Double R	R	241.1	4	240.5	8	240.0	5	240.0	7	225.5	2	237,4
99	René LAMMERS	MP Motorsport	R	241.1	4	240.5	5	240.5	7	240.0	8	238.9	3	240,2
8	Alceu FELDMANN	MP Motorsport		240.5	7	240.5	8	240.0	5	239.5	4	218.2	3	235,7
12	Gianmarco PRADEL	MP Motorsport		240.5	4	240.5	5	240.5	8	240.0	7	220.4	3	236,4
77	Bart HARRISON	Double R	R	240.5	8	240.0	5	239.5	7	238.9	3	238.4	4	239,5
5	Patrick HEUZENROEDER	Griffin Core		240.0	7	240.0	10	239.5	9	238.9	6	237.4	3	239,2
31	Renzo BARBUY	TC Racing	R	240.0	6	238.9	3	231.3	2	151.3	5	149.6	1	202,2
33	Rafael PERARD	Palou Motorsport	R	240.0	2	226.9	3	103.8	1					190,2
44	Rayan CARETTI	GRS	R	240.0	3	239.5	7	238.9	8	238.4	2	237.9	5	238,9
26	Linus LUNDQVIST	Double R		239.5	2	239.5	5	238.4	4	238.4	8	237.4	3	238,6
4	Ean EYCKMANS	MP Motorsport	R	238.9	5	238.9	6	198.5	3	151.3	4	136.9	1	192,9
70	Andre RODRIGUEZ	GRS	R	238.4	5	238.4	7	237.9	4	237.9	8	237.4	3	238,0

# EURO CUP 3

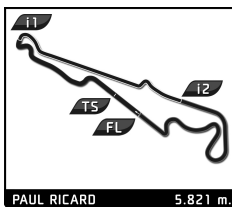


## Eurocup3 ROUND 1 - PAUL RICARD Qualifying 2

### Best Sector Times

Sector 1			Sector 2			Sector 3			Ideal Lap	Best Lap				
Pos	No	Driver	Time	No	Driver	Time	No	Driver						
1	12	G.PRADEL	30.100	48	J.EGOZI	36.660	12	G.PRADEL	47.882	1	12	G.PRADEL	1:54.708	1:54.902 (1)
2	14	K.AL AZHARI	30.209	12	G.PRADEL	36.726	4	E.EYCKMANS	48.040	2	4	E.EYCKMANS	1:55.147	1:55.194 (2)
3	48	J.EGOZI	30.243	99	R.LAMMERS	36.772	41	A.POWELL	48.129	3	41	A.POWELL	1:55.197	1:55.316 (3)
4	41	A.POWELL	30.265	9	T.STRAUVEN	36.799	48	J.EGOZI	48.299	4	48	J.EGOZI	1:55.202	1:55.441 (4)
5	99	R.LAMMERS	30.267	7	C.EL FEGHALI	36.800	14	K.AL AZHARI	48.336	5	99	R.LAMMERS	1:55.392	1:55.533 (5)
6	4	E.EYCKMANS	30.293	41	A.POWELL	36.803	99	R.LAMMERS	48.353	6	14	K.AL AZHARI	1:55.450	1:55.618 (6)
7	5	P.HEUZENROEDER	30.391	4	E.EYCKMANS	36.814	39	S.PANETTA	48.360	7	39	S.PANETTA	1:55.746	1:55.775 (7)
8	10	E.TARNVANICHKUL	30.402	37	F.FIORENTINO	36.862	23	S.BOSTANDJIEV	48.367	8	10	E.TARNVANICHKUL	1:55.776	1:55.860 (8)
9	84	G.TRAPPA	30.467	84	G.TRAPPA	36.874	2	K.SZTUKA	48.431	9	37	F.FIORENTINO	1:55.805	1:55.915 (10)
10	37	F.FIORENTINO	30.470	11	L.VIISOREANU	36.879	27	H.DALL'AGNOL	48.444	10	23	S.BOSTANDJIEV	1:55.860	1:55.957 (11)
11	2	K.SZTUKA	30.472	27	H.DALL'AGNOL	36.880	77	B.HARRISON	48.453	11	2	K.SZTUKA	1:55.870	1:56.007 (13)
12	39	S.PANETTA	30.490	22	A.PETROVIC	36.880	10	E.TARNVANICHKUL	48.458	12	5	P.HEUZENROEDER	1:55.882	1:56.046 (15)
13	23	S.BOSTANDJIEV	30.495	39	S.PANETTA	36.896	37	F.FIORENTINO	48.473	13	9	T.STRAUVEN	1:55.914	1:55.914 (9)
14	9	T.STRAUVEN	30.605	14	K.AL AZHARI	36.905	8	A.FELDMANN	48.501	14	84	G.TRAPPA	1:55.999	1:55.999 (12)
15	11	L.VIISOREANU	30.607	10	E.TARNVANICHKUL	36.916	22	A.PETROVIC	48.502	15	7	C.EL FEGHALI	1:56.018	1:56.040 (14)
16	26	L.LUNDQVIST	30.610	2	K.SZTUKA	36.967	9	T.STRAUVEN	48.510	16	27	H.DALL'AGNOL	1:56.045	1:56.069 (16)
17	7	C.EL FEGHALI	30.657	5	P.HEUZENROEDER	36.969	5	P.HEUZENROEDER	48.522	17	22	A.PETROVIC	1:56.063	1:56.263 (19)
18	44	R.CARETTI	30.665	8	A.FELDMANN	36.996	7	C.EL FEGHALI	48.561	18	11	L.VIISOREANU	1:56.093	1:56.093 (17)
19	70	A.RODRIGUEZ	30.667	23	S.BOSTANDJIEV	36.998	11	L.VIISOREANU	48.607	19	8	A.FELDMANN	1:56.242	1:56.242 (18)
20	22	A.PETROVIC	30.681	44	R.CARETTI	37.046	26	L.LUNDQVIST	48.636	20	26	L.LUNDQVIST	1:56.296	1:56.412 (21)
21	91	L.CAMPOS	30.704	26	L.LUNDQVIST	37.050	84	G.TRAPPA	48.658	21	77	B.HARRISON	1:56.393	1:56.393 (20)
22	27	H.DALL'AGNOL	30.721	16	B.BUSTAMANTE	37.068	91	L.CAMPOS	48.659	22	91	L.CAMPOS	1:56.540	1:56.808 (22)
23	8	A.FELDMANN	30.745	3	E.BORGNA	37.116	70	A.RODRIGUEZ	48.895	23	44	R.CARETTI	1:56.674	1:57.087 (24)
24	77	B.HARRISON	30.770	6	S.KOLOVOS	37.155	44	R.CARETTI	48.963	24	70	A.RODRIGUEZ	1:56.786	1:56.913 (23)
25	3	E.BORGNA	30.929	77	B.HARRISON	37.170	6	S.KOLOVOS	49.027	25	3	E.BORGNA	1:57.079	1:57.269 (25)
26	16	B.BUSTAMANTE	30.939	91	L.CAMPOS	37.177	3	E.BORGNA	49.034	26	6	S.KOLOVOS	1:57.154	1:57.272 (26)
27	6	S.KOLOVOS	30.972	70	A.RODRIGUEZ	37.224	16	B.BUSTAMANTE	49.187	27	16	B.BUSTAMANTE	1:57.194	1:57.439 (27)
28	31	R.BARBUBY	31.108	20	B.BECKLEY	37.624	20	B.BECKLEY	49.264	28	20	B.BECKLEY	1:58.155	1:58.240 (29)
29	20	B.BECKLEY	31.267	31	R.BARBUBY	37.725	31	R.BARBUBY	49.391	29	31	R.BARBUBY	1:58.224	1:58.224 (28)
30	33	R.PERARD	32.200	33	R.PERARD	38.994	33	R.PERARD	52.769	30	33	R.PERARD	2:03.963	2:05.395 (30)

# EURO CUP 3

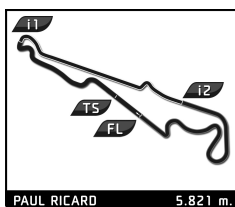


## Eurocup3 ROUND 1 - PAUL RICARD Qualifying 2

### Fastest Lap Sequence

Elapsed	No	Driver	Team	Car	Class	Time	Kph	Lap
4:31.634	5	Patrick HEUZENROEDER	Griffin Core	Dallara 326		2:00.741	174.2	2
10:06.565	70	Andre RODRIGUEZ	GRS	Dallara 326	R	1:59.728	175.7	2
10:24.164	11	Luca VIISOREANU	TC Racing	Dallara 326	R	1:58.998	176.7	2
11:38.449	77	Bart HARRISON	Double R	Dallara 326	R	1:57.283	179.3	3
11:39.854	44	Rayan CARETTI	GRS	Dallara 326	R	1:57.148	179.5	3
12:20.257	11	Luca VIISOREANU	TC Racing	Dallara 326	R	1:56.093	181.2	3
13:20.772	99	René LAMMERS	MP Motorsport	Dallara 326	R	1:55.533	182.0	4
13:28.527	12	Gianmarco PRADEL	MP Motorsport	Dallara 326		1:54.902	183.0	4

# EURO CUP 3



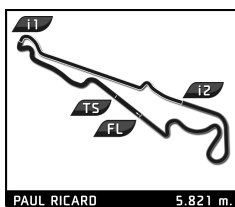
## Eurocup3 ROUND 1 - PAUL RICARD Qualifying 2

### Sector Analysis

Lap under Red Flag    — Invalidated Lap    ■ Personal Best    ■ Session Best    B Crossing the pit lane

Lap	Time	Sector 1	Sector 2	Sector 3	Kph	Elapsed	Lap	Time	Sector 1	Sector 2	Sector 3	Kph	Elapsed	
<b>2</b>	<b>Kacper SZTUKA</b> POL							<b>7</b>	<b>Chistopher EL FEGHALI</b> LBN					
Tecnicar						Dallara 326	Drivex						Dallara 326	
1	8:35.927	6:53.587	45.712	56.628	40.8	17:34:35.927	1	8:55.831	7:23.903	38.961	52.967	39.2	17:34:55.831	
2	2:06.379	34.315	39.245	52.819	166.4	17:36:42.306	2	2:03.053	33.005	38.295	51.753	170.9	17:36:58.884	
3	2:00.855	32.158	38.574	50.123	174.0	17:38:43.161	3	2:05.623	31.446	38.381	55.796	167.4	17:39:04.507	
4	1:56.066	30.486	36.997	48.583	181.2	17:40:39.227	4	<b>1:56.352</b>	30.675	36.928	48.749	180.8	17:41:00.859	
5	5:30.871 <b>B</b>	31.802	59.445	3:59.624	63.6	17:46:10.098	5	5:03.298 <b>B</b>	36.248	51.419	3:35.631	69.3	17:46:04.157	
6	2:35.642	1:06.131	37.840	51.671	135.1	17:48:45.740	6	2:31.056	1:01.301	37.862	51.893	139.2	17:48:35.213	
7	<b>1:56.007</b>	30.609	<b>36.967</b>	<b>48.431</b>	181.3	17:50:41.747	7	1:57.090	30.689	<b>36.800</b>	49.601	179.6	17:50:32.303	
8	1:56.211	<b>30.472</b>	36.983	48.756	181.0	17:52:37.958	8	<b>1:56.040</b>	<b>30.657</b>	<b>36.822</b>	<b>48.561</b>	181.2	17:52:28.343	
<b>3</b>	<b>Edouard BORGNA</b> FRA							<b>8</b>	<b>Aiceu FELDMANN</b> BRA					
Drivex						Dallara 326	MP Motorsport						Dallara 326	
1	8:41.250	7:00.723	43.826	56.701	40.3	17:34:41.250	1	2:42.181 <b>B</b>	56.715	44.452	1:01.014	129.7	17:28:42.181	
2	2:09.015	34.313	39.783	54.919	163.0	17:36:50.265	2	6:56.990	5:23.419	40.686	52.885	50.4	17:35:39.171	
3	2:03.016	32.743	38.270	52.003	171.0	17:38:53.281	3	2:11.040	36.226	42.353	52.461	160.5	17:37:50.211	
4	1:57.305	31.017	<b>37.116</b>	49.172	179.3	17:40:50.586	4	1:58.719	31.284	37.811	49.624	177.2	17:39:48.930	
5	5:18.016 <b>B</b>	38.310	53.199	3:46.507	66.1	17:46:08.602	5	<b>2:15.636 B</b>	30.769	36.998	1:07.869	155.1	17:42:04.566	
6	<b>2:33.575</b>	1:05.270	38.092	<b>50.213</b>	136.9	17:48:42.177	6	6:13.924	4:45.585	37.996	50.343	56.2	17:48:18.490	
7	<b>1:57.269</b>	<b>30.929</b>	37.306	<b>49.034</b>	179.3	17:50:39.446	7	<b>1:56.242</b>	<b>30.745</b>	<b>36.996</b>	<b>48.501</b>	180.9	17:50:14.732	
8	1:58.251	30.983	37.297	49.971	177.9	17:52:37.697	8	1:56.595	30.755	37.024	48.816	180.4	17:52:11.327	
<b>4</b>	<b>Ean EYCKMANS</b> BEL							<b>9</b>	<b>Thomas STRAUVEN</b> BEL					
MP Motorsport						Dallara 326	Griffin Core						Dallara 326	
1	2:35.093 <b>B</b>	54.155	40.518	1:00.420	135.6	17:28:35.093	1	8:53.299	7:15.539	40.777	56.983	39.4	17:34:53.299	
2	<b>1:39.301</b>	...	38.766	51.389	27.7	17:41:14.394	2	2:01.872	33.163	38.253	50.456	172.6	17:36:55.171	
3	<b>2:59.481 B</b>	35.313	42.610	1:41.558	117.2	17:44:13.875	3	2:04.545	32.780	38.257	53.508	168.9	17:38:59.716	
4	3:58.029	2:31.256	38.089	48.684	88.4	17:48:11.904	4	1:56.449	30.712	36.980	48.757	180.6	17:40:56.165	
5	<b>1:55.194</b>	30.340	<b>36.814</b>	<b>48.040</b>	182.6	17:50:07.098	5	<b>2:57.502 B</b>	37.537	50.766	1:29.199	118.5	17:43:53.667	
6	1:55.481	<b>30.293</b>	36.960	48.228	182.1	17:52:02.579	6	4:29.769	3:01.497	37.968	50.304	78.0	17:48:23.436	
							7	1:56.276	30.628	36.975	48.673	180.9	17:50:19.712	
							8	<b>1:55.914</b>	<b>30.605</b>	<b>36.799</b>	<b>48.510</b>	181.4	17:52:15.626	
<b>5</b>	<b>Patrick HEUZENROEDER</b> AUS							<b>10</b>	<b>Enzo TARNVANICHKUL</b> THA					
Griffin Core						Dallara 326	Griffin Core						Dallara 326	
1	2:30.893	56.950	41.473	52.470	139.4	17:28:30.893	1	8:54.475	7:13.790	41.600	59.085	39.3	17:34:54.475	
2	2:00.741	31.973	38.567	50.201	174.2	17:30:31.634	2	2:02.236	33.233	38.610	50.393	172.1	17:36:56.711	
3	2:04.446 <b>B</b>	30.839	37.154	56.453	169.0	17:32:36.080	3	2:05.524	32.537	38.499	54.488	167.5	17:39:02.235	
4	3:17.808	1:44.754	40.895	52.159	106.3	17:35:53.888	4	1:56.043	30.604	36.981	<b>48.458</b>	181.2	17:40:58.278	
5	2:03.271	32.579	40.006	50.686	170.6	17:37:57.159	5	<b>2:58.662 B</b>	36.416	51.916	1:30.330	117.7	17:43:56.940	
6	1:56.120	30.507	37.047	48.566	181.1	17:39:53.279	6	4:27.649	2:59.746	38.016	49.887	78.6	17:48:24.589	
7	<b>2:14.680 B</b>	<b>30.391</b>	36.999	1:07.290	156.2	17:42:07.959	7	1:56.088	30.509	<b>36.916</b>	48.663	181.2	17:50:20.677	
8	6:14.471	4:46.591	38.097	49.783	56.2	17:48:22.430	8	<b>1:55.860</b>	<b>30.402</b>	36.927	48.531	181.5	17:52:16.537	
9	1:56.336	30.609	37.037	48.690	180.8	17:50:18.766								
10	<b>1:56.046</b>	30.555	<b>36.969</b>	<b>48.522</b>	181.2	17:52:14.812								
<b>6</b>	<b>Stylios KOLOVOS</b> GRC							<b>11</b>	<b>Luca VIISOREANU</b> ROU					
Drivex						Dallara 326	TC Racing						Dallara 326	
1	8:56.337	7:25.380	39.275	51.682	39.2	17:34:56.337	1	8:25.166	6:54.331	39.910	50.925	41.6	17:34:25.166	
2	2:03.164	32.947	38.536	51.681	170.8	17:36:59.501	2	1:58.998	32.118	38.097	48.783	176.7	17:36:24.164	
3	2:05.965	31.280	38.739	55.946	167.0	17:39:05.466	3	<b>1:56.093</b>	<b>30.607</b>	<b>36.879</b>	<b>48.607</b>	181.2	17:38:20.257	
4	<b>1:57.961</b>	31.102	<b>37.817</b>	49.042	178.3	17:41:03.427	4	2:02.731	33.114	40.818	48.799	171.4	17:40:22.988	
5	5:03.575 <b>B</b>	34.404	51.667	3:37.504	69.3	17:46:07.002	5	6:04.672 <b>B</b>	30.680	44.064	4:49.928	57.7	17:46:27.660	
6	2:32.396	1:03.972	37.587	50.837	138.0	17:48:39.398	6	2:19.434	51.244	37.986	50.204	150.8	17:48:47.094	
7	<b>1:57.272</b>	31.090	<b>37.155</b>	<b>49.027</b>	179.3	17:50:36.670	7	1:57.498	30.893	37.193	49.412	179.0	17:50:44.592	
8	1:57.508	<b>30.972</b>	37.449	49.087	179.0	17:52:34.178	8	2:07.951 <b>B</b>	30.861	37.225	59.865	164.4	17:52:52.543	

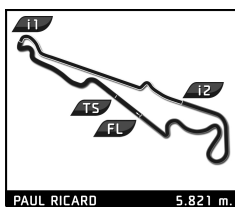
# EURO CUP 3



## Eurocup3 ROUND 1 - PAUL RICARD Qualifying 2

### Sector Analysis

Lap	Time	Sector 1	Sector 2	Sector 3	Kph	Elapsed	Lap	Time	Sector 1	Sector 2	Sector 3	Kph	Elapsed	
<b>12</b> Gianmarco PRADEL AUS MP Motorsport Dallara 326														
1	2:45.669	B	56.286	44.801	1:04.582	126.9	17:28:45.669							
2	6:48.255		5:15.274	40.633	52.348	51.5	17:35:33.924							
3	1:59.701		32.240	38.668	48.793	175.7	17:37:33.625							
4	<b>1:54.902</b>		30.207	36.813	<b>47.882</b>	183.0	17:39:28.527							
5	<b>2:09.122</b>	B	<b>30.100</b>	36.857	1:02.165	162.9	17:41:37.649							
6	6:36.580		5:09.280	38.465	48.835	53.0	17:48:14.229							
7	1:55.283		30.274	<b>36.726</b>	48.283	182.4	17:50:09.512							
8	2:04.559	B	30.568	37.210	56.781	168.8	17:52:14.071							
<b>14</b> Keanu AL AZHARI ARE Hitech Dallara 326														
1	8:11.311		6:37.597	40.826	52.888	42.8	17:34:11.311							
2	2:03.780		32.421	39.671	51.688	169.9	17:36:15.091							
3	1:59.607		31.470	38.014	50.123	175.8	17:38:14.698							
4	1:55.719		30.308	36.996	48.415	181.7	17:40:10.417							
5	6:55.892	B	<b>30.209</b>	43.137	5:42.546	50.6	17:47:06.309							
6	2:19.152		49.333	38.951	50.868	151.1	17:49:25.461							
7	<b>1:55.618</b>		30.377	<b>36.905</b>	<b>48.336</b>	181.9	17:51:21.079							
<b>16</b> Bianca BUSTAMANTE PHL Palou Motorsport Dallara 326														
1	8:56.773		7:19.543	40.427	56.803	39.2	17:34:56.773							
2	2:03.861		33.260	38.901	51.700	169.8	17:37:00.634							
3	2:06.100		31.088	37.277	57.735	166.8	17:39:06.734							
4	<b>2:00.514</b>		31.081	<b>37.068</b>	52.365	174.5	17:41:07.248							
5	<b>3:03.697</b>	B	35.245	48.893	1:39.559	114.5	17:44:10.945							
6	4:18.810		2:50.755	38.016	50.039	81.3	17:48:29.755							
7	2:03.824		31.030	37.991	54.803	169.8	17:50:33.579							
8	<b>1:57.439</b>		<b>30.939</b>	37.313	<b>49.187</b>	179.1	17:52:31.018							
<b>20</b> Benjamin BECKLEY CRI Tecnicar Dallara 326														
1	8:36.410		6:57.658	43.001	55.751	40.7	17:34:36.410							
2	2:07.382		34.442	39.109	53.831	165.1	17:36:43.792							
3	2:03.301		32.253	38.698	52.350	170.6	17:38:47.093							
4	<b>1:58.240</b>		31.352	<b>37.624</b>	<b>49.264</b>	177.9	17:40:45.333							
5	5:40.036	B	31.768	55.794	4:12.474	61.8	17:46:25.369							
6	2:22.466		54.369	37.988	50.109	147.6	17:48:47.835							
7	<b>1:59.353</b>		<b>31.267</b>	<b>38.211</b>	49.875	176.2	17:50:47.188							
8	1:59.373		31.480	37.715	50.178	176.2	17:52:46.561							
<b>22</b> Andrej PETROVIC SRB Tecnicar Dallara 326														
1	8:17.044		6:36.953	43.378	56.713	42.3	17:34:17.044							
2	2:05.325		33.384	40.033	51.908	167.8	17:36:22.369							
3	2:01.220		31.360	37.265	52.595	173.5	17:38:23.589							
4	<b>1:56.263</b>		<b>30.681</b>	37.064	48.518	180.9	17:40:19.852							
5	5:51.835	B	30.703	45.778	4:35.354	59.8	17:46:11.687							
6	<b>2:34.788</b>		1:05.501	38.102	<b>51.185</b>	135.9	17:48:46.475							
7	1:56.289		30.838	36.917	48.534	180.9	17:50:42.764							
8	1:56.308		30.926	<b>36.880</b>	<b>48.502</b>	180.8	17:52:39.072							
<b>23</b> Stefan BOSTANDJIEV BGR Hitech Dallara 326														
1	8:15.812		6:41.812	40.999	53.001	42.4	17:34:15.812							
2	2:04.364		32.934	38.590	52.840	169.1	17:36:20.176							
3	1:59.574		31.677	37.675	50.222	175.9	17:38:19.750							
4	<b>1:55.957</b>		30.592	<b>36.998</b>	<b>48.367</b>	181.4	17:40:15.707							
5	7:03.224	B	<b>30.495</b>	41.155	5:51.574	49.7	17:47:18.931							
6	2:17.471		48.332	38.320	50.819	153.0	17:49:36.402							
7	1:56.424		30.711	37.143	48.570	180.6	17:51:32.826							
<b>26</b> Linus LUNDQVIST SWE Double R Dallara 326														
1	8:24.974		6:53.713	39.110	52.151	41.6	17:34:24.974							
2	2:01.866		32.950	38.220	50.696	172.6	17:36:26.840							
3	2:00.888		30.815	37.357	52.716	174.0	17:38:27.728							
4	<b>1:56.412</b>		30.708	<b>37.050</b>	48.654	180.7	17:40:24.140							
5	6:05.673	B	<b>30.610</b>	44.087	4:50.976	57.5	17:46:29.813							
6	2:19.959		50.971	37.567	51.421	150.3	17:48:49.772							
7	1:56.490		30.749	37.105	<b>48.636</b>	180.5	17:50:46.262							
8	1:57.086		30.963	37.111	49.012	179.6	17:52:43.348							
<b>27</b> Heitor DALL'AGNOL BRA Palou Motorsport Dallara 326														
1	8:39.434		7:02.878	41.722	54.834	40.5	17:34:39.434							
2	2:03.911		33.013	39.269	51.629	169.7	17:36:43.345							
3	2:02.865		32.142	38.452	52.271	171.2	17:38:46.210							
4	1:56.912		30.950	37.062	48.900	179.9	17:40:43.122							
5	<b>2:55.491</b>	B	31.318	57.744	1:26.429	119.8	17:43:38.613							
6	4:49.724		3:21.405	37.939	50.380	72.6	17:48:28.337							
7	1:56.148		<b>30.721</b>	36.892	48.535	181.1	17:50:24.485							
8	<b>1:56.069</b>		30.745	<b>36.880</b>	<b>48.444</b>	181.2	17:52:20.554							
<b>31</b> Renzo BARBUY ARG TC Racing Dallara 326														
1	8:27.649		6:56.047	40.298	51.304	41.4	17:34:27.649							
2	2:08.207		32.255	38.890	57.062	164.0	17:36:35.856							
3	3:23.729	B	32.468	45.780	2:05.481	103.2	17:39:59.585							
4	7:12.000	B	49.872	47.500	5:34.628	48.7	17:47:11.585							
5	2:18.749		48.243	38.187	52.319	151.6	17:49:30.334							
6	<b>1:58.224</b>		<b>31.108</b>	<b>37.725</b>	<b>49.391</b>	177.9	17:51:28.558							
<b>33</b> Rafael PERARD FRA Palou Motorsport Dallara 326														
1	8:24.737		6:50.489	41.479	<b>52.769</b>	41.7	17:34:24.737							
2	<b>2:05.395</b>		<b>32.200</b>	<b>38.994</b>	54.201	167.7	17:36:49.132							
3	<b>2:03.364</b>		<b>32.337</b>	<b>38.297</b>	<b>52.730</b>	170.5	17:38:33.496							
<b>37</b> Filippo FIORENTINO BRA Drivex Dallara 326														
1	8:46.172		7:07.965	41.458	56.749	40.0	17:34:46.172							
2	2:02.968		32.323	37.520	53.125	171.0	17:36:49.140							
3	2:01.554		30.789	37.016	53.749	173.0	17:38:50.694							
4	<b>1:55.915</b>		30.580	<b>36.862</b>	<b>48.473</b>	181.4	17:40:46.609							
5	5:18.087	B	32.065	55.912	3:50.110	66.1	17:46:04.696							
6	2:33.776		1:04.529	37.865	51.382	136.8	17:48:38.472							

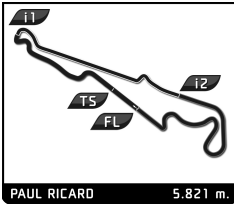


## Eurocup3 ROUND 1 - PAUL RICARD Qualifying 2

### Sector Analysis

Lap	Time	Sector 1	Sector 2	Sector 3	Kph	Elapsed	Lap	Time	Sector 1	Sector 2	Sector 3	Kph	Elapsed
7	1:56.054	30.470	36.875	48.709	181.2	17:50:34.526							
8	2:07.219B	30.497	37.030	59.692	165.3	17:52:41.745							
<b>39</b>	<b>Santino PANETTA</b> ARG Hitech Dallara 326						<b>77</b>	<b>Bart HARRISON</b> GBR Double R Dallara 326					
1	8:12.799	6:38.244	41.664	52.891	42.7	17:34:12.799	1	7:36.627	6:01.979	41.445	53.203	46.1	17:33:36.627
2	2:04.024	32.590	39.260	52.174	169.6	17:36:16.823	2	2:04.539	33.158	40.096	51.285	168.9	17:35:41.166
3	1:59.309	31.200	37.995	50.114	176.3	17:38:16.132	3	1:57.283	31.435	37.189	48.659	179.3	17:37:38.449
4	1:55.775	30.507	36.908	48.360	181.7	17:40:11.907	4	2:00.661	33.430	37.818	49.413	174.3	17:39:39.110
5	6:55.187B	30.490	43.229	5:41.468	50.7	17:47:07.094	5	6:53.715B	30.795	37.176	5:45.744	50.8	17:46:32.825
6	2:19.763	49.294	39.025	51.444	150.5	17:49:26.857	6	2:18.883	49.335	37.308	52.240	151.4	17:48:51.708
7	1:55.989	30.672	36.896	48.421	181.3	17:51:22.846	7	1:56.884	30.927	37.195	48.762	179.9	17:50:48.592
8							8	1:56.393	30.770	37.170	48.453	180.7	17:52:44.985
<b>41</b>	<b>Alex POWELL</b> USA Griffin Core Dallara 326						<b>84</b>	<b>Genaro TRAPPA</b> ARG Hitech Dallara 326					
1	8:51.918	7:18.082	40.922	52.914	39.5	17:34:51.918	1	8:14.636	6:39.902	40.583	54.151	42.5	17:34:14.636
2	2:01.758	33.052	38.269	50.437	172.7	17:36:53.676	2	2:03.836	32.877	39.121	51.838	169.8	17:36:18.472
3	2:04.577	32.830	38.685	53.062	168.8	17:38:58.253	3	1:59.610	31.125	37.151	51.334	175.8	17:38:18.082
4	1:55.316	30.321	36.866	48.129	182.4	17:40:53.569	4	1:55.999	30.467	36.874	48.658	181.3	17:40:14.081
5	2:57.960B	38.429	51.205	1:28.326	118.2	17:43:51.529	5	6:53.982B	32.142	49.388	5:32.452	50.8	17:47:08.063
6	4:29.219	3:01.916	37.971	49.332	78.1	17:48:20.748	6	2:20.222	48.998	39.292	51.932	150.0	17:49:28.285
7	1:55.968	30.380	36.939	48.649	181.4	17:50:16.716	7	1:59.159	30.741	37.075	51.343	176.5	17:51:27.444
8	1:55.345	30.265	36.803	48.277	182.3	17:52:12.061	8						
<b>44</b>	<b>Rayan CARETTI</b> FRA GRS Dallara 326						<b>91</b>	<b>Lorenzo CAMPOS</b> AGO Double R Dallara 326					
1	7:38.437	6:03.708	41.457	53.272	45.9	17:33:38.437	1	8:27.067	6:54.867	40.840	51.360	41.5	17:34:27.067
2	2:04.269	32.881	41.690	49.698	169.2	17:35:42.706	2	2:03.639	32.322	38.005	53.312	170.1	17:36:30.706
3	1:57.148	31.057	37.046	49.045	179.5	17:37:39.854	3	2:03.818	32.550	38.132	53.136	169.9	17:38:34.524
4	1:57.087	30.684	37.440	48.963	179.6	17:39:36.941	4	1:56.808	30.948	37.201	48.659	180.0	17:40:31.332
5	2:19.714B	30.665	37.341	1:11.708	150.5	17:41:56.655	5	6:02.568B	30.606	46.202	4:45.760	58.0	17:46:33.900
6	6:35.529	5:08.129	37.717	49.683	53.2	17:48:32.184	6	2:20.324	51.099	38.078	51.147	149.9	17:48:54.224
7	1:57.775	31.009	37.349	49.417	178.6	17:50:29.959	7	1:56.837	30.921	37.240	48.676	180.0	17:50:51.061
8	2:08.817B	31.161	37.679	59.977	163.3	17:52:38.776	8	1:56.871	30.704	37.177	48.990	180.0	17:52:47.932
<b>48</b>	<b>James EGOZI</b> USA Palou Motorsport Dallara 326						<b>99</b>	<b>René LAMMERS</b> NLD MP Motorsport Dallara 326					
1	8:22.356	6:46.479	41.696	54.181	41.9	17:34:22.356	1	2:32.997B	52.454	40.241	1:00.302	137.5	17:28:32.997
2	2:06.666	33.046	40.021	53.599	166.0	17:36:29.022	2	6:52.082	5:21.409	38.996	51.677	51.0	17:35:25.079
3	2:02.489	32.336	37.338	52.815	171.7	17:38:31.511	3	2:00.160	31.781	38.044	50.335	175.0	17:37:25.239
4	1:55.666	30.596	36.771	48.299	181.8	17:40:27.177	4	1:55.533	30.267	36.913	48.353	182.0	17:39:20.772
5	2:53.655B	30.243	47.568	1:35.844	121.1	17:43:20.832	5	2:11.536B	30.411	36.772	1:04.353	159.9	17:41:32.308
6	5:05.139	3:36.542	37.766	50.831	68.9	17:48:25.971	6	6:44.631	5:16.995	37.602	50.034	52.0	17:48:16.939
7	1:57.103	30.413	36.660	50.030	179.6	17:50:23.074	7	1:56.128	30.607	37.010	48.511	181.1	17:50:13.067
8	1:55.441	30.295	36.840	48.306	182.2	17:52:18.515	8	2:09.124B	30.434	36.952	1:01.738	162.9	17:52:22.191
<b>70</b>	<b>Andre RODRIGUEZ</b> USA GRS Dallara 326												
1	8:06.837	6:35.929	40.098	50.810	43.2	17:34:06.837							
2	1:59.728	32.283	37.921	49.524	175.7	17:36:06.565							
3	1:57.244	30.983	37.366	48.895	179.4	17:38:03.809							
4	1:56.913	30.757	37.236	48.920	179.9	17:40:00.722							
5	2:28.602B	30.667	37.475	1:20.460	141.5	17:42:29.324							
6	6:02.332	4:34.426	37.803	50.103	58.0	17:48:31.656							
7	1:56.958	30.789	37.224	48.945	179.8	17:50:28.614							
8	2:09.044B	30.845	37.304	1:00.895	163.0	17:52:37.658							

# EURO CUP 3




## Eurocup3 ROUND 1 - PAUL RICARD Qualifying 2

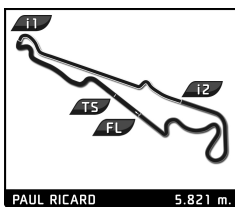
### Provisional Race Director Report

Hour	Flag	Message
17:26:00		PIT LANE OPEN
17:40:35	YF	YELLOW FLAG AT TURN 13
17:41:01	RF	RED FLAG
17:41:54		CAR #33 IN GRAVEL BED AT TURN 12 - DRIVER OK
17:42:02		CAR #33 BEST TIME DELETED - CAUSING RED FLAG - ART. 30.7 SR
17:44:48		SESSION WILL RESUME AT 17:46 TBC
17:45:01		SESSION WILL RESUME AT 17:46 CONFIRMED
17:46:00	GF	GREEN FLAG
17:46:02		PIT LANE OPEN
17:50:19		INCIDENT INVOLVING CARS #41 #9 #10 NOTED - NO RESPECT YELLOW FLAGS
17:51:00		CHEQUERED FLAG
17:51:39		STOPPING IN PIT LANE IS FORBIDDEN - CARS MUST GO DIRECTLY TO PADDOCK
17:53:06		CARS & DRIVERS #14 #99 #48 #41 #12 #4 PROCEED TO THE SCRUTINEERING BAY IMMEDIATELY AFTER SESS

Published at: ...17:55.....

<b>Race Director:</b> Luis GONZÁLEZ 	<b>Timekeeper:</b> Alberto ESTÉBANEZ 
---	--

# EURO CUP 3



## Eurocup3 ROUND 1 - PAUL RICARD Qualifying 2

### Track Limits Analysis

No	Driver	Team	T.L. Nr	Camera	Lap	Time	Total Infractions:
3	Edouard BORGNA	Drivex	1	Turn 11	6	17:48:07.570	<input type="text" value="1"/>
6	Stylios KOLOVOS	Drivex	1	Turn 5	4	17:39:36.778	<input type="text" value="1"/>
20	Benjamin BECKLEY	Tecnicar	1	Turn 5	7	17:49:19.984	<input type="text" value="1"/>
22	Andrej PETROVIC	Tecnicar	1	Turn 11	6	17:48:10.830	<input type="text" value="1"/>
33	Rafael PERARD	Palou Motorsport	1	Turn 5	4	17:39:02.840	<input type="text" value="1"/>
70	Andre RODRIGUEZ	GRS	1	Turn 2	7	17:48:46.156	<input type="text" value="1"/>
84	Genaro TRAPPA	Hitech	1	Turn 5	5	17:40:45.113	<input type="text" value="1"/>

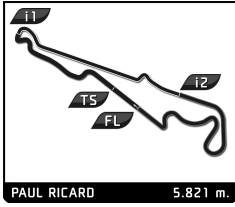
TOTAL TRACK LIMITS: 7

Published at: .....17:55.....

Track Limits Operator:

Daphne FERNÁNDEZ  
OD-1537-ESP-CAT

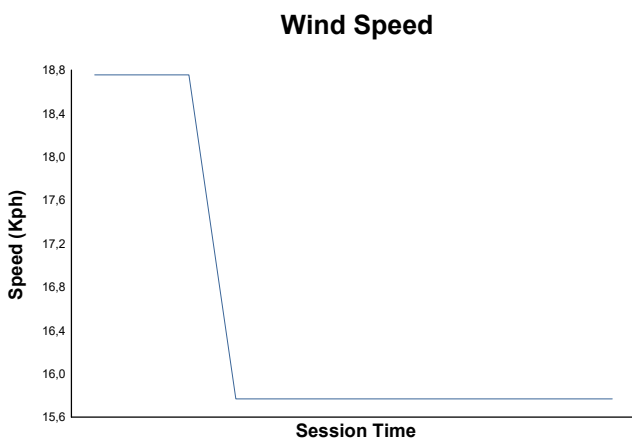
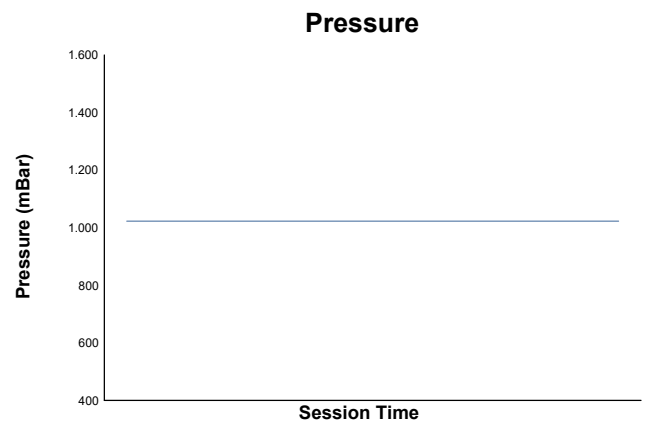
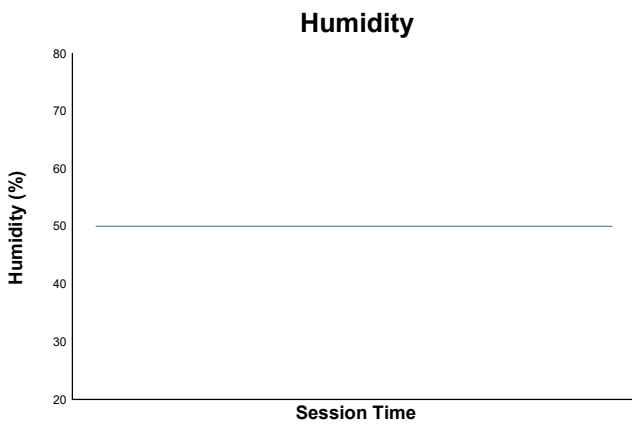
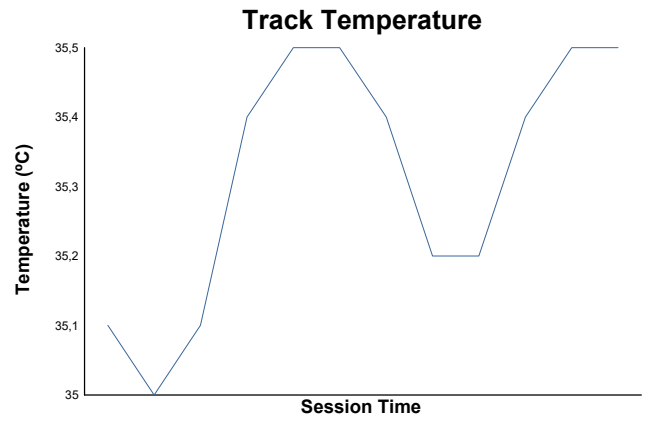
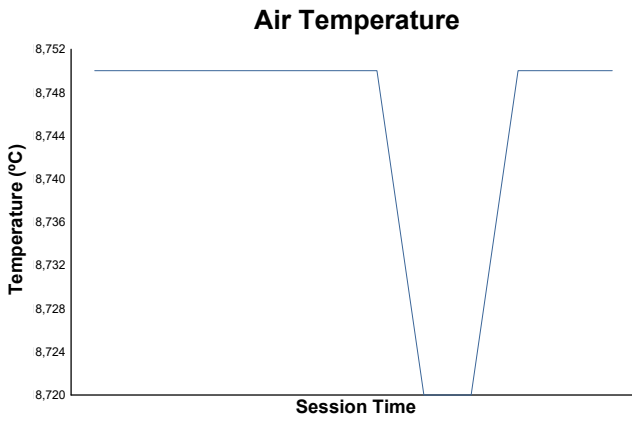
DAPHNE FERNANDEZ OD-1537-ESP-CAT



## ROUND 1 - PAUL RICARD

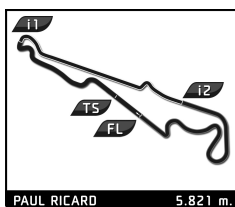
Eurocup3  
Qualifying 2

### Weather Report



Track Status: **DRY**

# EURO CUP 3



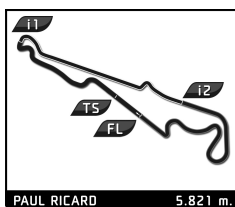
## Eurocup3 ROUND 1 - PAUL RICARD Qualifying 2

### Sector Analysis

Lap under Red Flag    — Invalidated Lap    ■ Personal Best    ■ Session Best    B Crossing the pit lane

Lap	Time	Sector 1	Sector 2	Sector 3	Kph	Elapsed	Lap	Time	Sector 1	Sector 2	Sector 3	Kph	Elapsed
<b>2</b>	<b>Kacper SZTUKA</b> POL						<b>7</b> <b>Chistopher EL FEGHALI</b> LBN						
Tecnicar						Drivex							
Dallara 326						Dallara 326							
1	8:35.927	6:53.587	45.712	56.628	40.8	17:34:35.927	1	8:55.831	7:23.903	38.961	52.967	39.2	17:34:55.831
2	2:06.379	34.315	39.245	52.819	166.4	17:36:42.306	2	2:03.053	33.005	38.295	51.753	170.9	17:36:58.884
3	2:00.855	32.158	38.574	50.123	174.0	17:38:43.161	3	2:05.623	31.446	38.381	55.796	167.4	17:39:04.507
4	1:56.066	30.486	36.997	48.583	181.2	17:40:39.227	4	<b>1:56.352</b>	30.675	36.928	48.749	180.8	17:41:00.859
5	5:30.871 <b>B</b>	31.802	59.445	3:59.624	63.6	17:46:10.098	5	5:03.298 <b>B</b>	36.248	51.419	3:35.631	69.3	17:46:04.157
6	2:35.642	1:06.131	37.840	51.671	135.1	17:48:45.740	6	2:31.056	1:01.301	37.862	51.893	139.2	17:48:35.213
7	<b>1:56.007</b>	30.609	<b>36.967</b>	<b>48.431</b>	181.3	17:50:41.747	7	1:57.090	30.689	<b>36.800</b>	49.601	179.6	17:50:32.303
8	1:56.211	<b>30.472</b>	36.983	48.756	181.0	17:52:37.958	8	<b>1:56.040</b>	<b>30.657</b>	<b>36.822</b>	<b>48.561</b>	181.2	17:52:28.343
<b>3</b>	<b>Edouard BORGNA</b> FRA						<b>8</b> <b>Aiceu FELDMANN</b> BRA						
Drivex						MP Motorsport							
Dallara 326						Dallara 326							
1	8:41.250	7:00.723	43.826	56.701	40.3	17:34:41.250	1	2:42.181 <b>B</b>	56.715	44.452	1:01.014	129.7	17:28:42.181
2	2:09.015	34.313	39.783	54.919	163.0	17:36:50.265	2	6:56.990	5:23.419	40.686	52.885	50.4	17:35:39.171
3	2:03.016	32.743	38.270	52.003	171.0	17:38:53.281	3	2:11.040	36.226	42.353	52.461	160.5	17:37:50.211
4	1:57.305	31.017	<b>37.116</b>	49.172	179.3	17:40:50.586	4	1:58.719	31.284	37.811	49.624	177.2	17:39:48.930
5	5:18.016 <b>B</b>	38.310	53.199	3:46.507	66.1	17:46:08.602	5	<b>2:15.636 B</b>	30.769	36.998	1:07.869	155.1	17:42:04.566
6	<b>2:33.575</b>	1:05.270	38.092	<b>50.213</b>	136.9	17:48:42.177	6	6:13.924	4:45.585	37.996	50.343	56.2	17:48:18.490
7	<b>1:57.269</b>	<b>30.929</b>	37.306	<b>49.034</b>	179.3	17:50:39.446	7	<b>1:56.242</b>	<b>30.745</b>	<b>36.996</b>	<b>48.501</b>	180.9	17:50:14.732
8	1:58.251	30.983	37.297	49.971	177.9	17:52:37.697	8	1:56.595	30.755	37.024	48.816	180.4	17:52:11.327
<b>4</b>	<b>Ean EYCKMANS</b> BEL						<b>9</b> <b>Thomas STRAUVEN</b> BEL						
MP Motorsport						Griffin Core							
Dallara 326						Dallara 326							
1	2:35.093 <b>B</b>	54.155	40.518	1:00.420	135.6	17:28:35.093	1	8:53.299	7:15.539	40.777	56.983	39.4	17:34:53.299
2	<b>1:39.301</b>	...	38.766	51.389	27.7	17:41:14.394	2	2:01.872	33.163	38.253	50.456	172.6	17:36:55.171
3	<b>2:59.481 B</b>	35.313	42.610	1:41.558	117.2	17:44:13.875	3	2:04.545	32.780	38.257	53.508	168.9	17:38:59.716
4	3:58.029	2:31.256	38.089	48.684	88.4	17:48:11.904	4	1:56.449	30.712	36.980	48.757	180.6	17:40:56.165
5	<b>1:55.194</b>	30.340	<b>36.814</b>	<b>48.040</b>	182.6	17:50:07.098	5	<b>2:57.502 B</b>	37.537	50.766	1:29.199	118.5	17:43:53.667
6	1:55.481	<b>30.293</b>	36.960	48.228	182.1	17:52:02.579	6	4:29.769	3:01.497	37.968	50.304	78.0	17:48:23.436
7	1:56.276	30.628	36.975	48.673	180.9	17:50:19.712	7	1:56.276	30.628	36.975	48.673	180.9	17:50:19.712
8	<b>1:55.914</b>	<b>30.605</b>	<b>36.799</b>	<b>48.510</b>	181.4	17:52:15.626	8	<b>1:55.914</b>	<b>30.605</b>	<b>36.799</b>	<b>48.510</b>	181.4	17:52:15.626
<b>5</b>	<b>Patrick HEUZENROEDER</b> AUS						<b>10</b> <b>Enzo TARNVANICHKUL</b> THA						
Griffin Core						Griffin Core							
Dallara 326						Dallara 326							
1	2:30.893	56.950	41.473	52.470	139.4	17:28:30.893	1	8:54.475	7:13.790	41.600	59.085	39.3	17:34:54.475
2	2:00.741	31.973	38.567	50.201	174.2	17:30:31.634	2	2:02.236	33.233	38.610	50.393	172.1	17:36:56.711
3	2:04.446 <b>B</b>	30.839	37.154	56.453	169.0	17:32:36.080	3	2:05.524	32.537	38.499	54.488	167.5	17:39:02.235
4	3:17.808	1:44.754	40.895	52.159	106.3	17:35:53.888	4	1:56.043	30.604	36.981	<b>48.458</b>	181.2	17:40:58.278
5	2:03.271	32.579	40.006	50.686	170.6	17:37:57.159	5	<b>2:58.662 B</b>	36.416	51.916	1:30.330	117.7	17:43:56.940
6	1:56.120	30.507	37.047	48.566	181.1	17:39:53.279	6	4:27.649	2:59.746	38.016	49.887	78.6	17:48:24.589
7	<b>2:14.680 B</b>	<b>30.391</b>	36.999	1:07.290	156.2	17:42:07.959	7	1:56.088	30.509	<b>36.916</b>	48.663	181.2	17:50:20.677
8	6:14.471	4:46.591	38.097	49.783	56.2	17:48:22.430	8	<b>1:55.860</b>	<b>30.402</b>	36.927	48.531	181.5	17:52:16.537
9	1:56.336	30.609	37.037	48.690	180.8	17:50:18.766							
10	<b>1:56.046</b>	30.555	<b>36.969</b>	<b>48.522</b>	181.2	17:52:14.812							
<b>6</b>	<b>Stylios KOLOVOS</b> GRC						<b>11</b> <b>Luca VIISOREANU</b> ROU						
Drivex						TC Racing							
Dallara 326						Dallara 326							
1	8:56.337	7:25.380	39.275	51.682	39.2	17:34:56.337	1	8:25.166	6:54.331	39.910	50.925	41.6	17:34:25.166
2	2:03.164	32.947	38.536	51.681	170.8	17:36:59.501	2	1:58.998	32.118	38.097	48.783	176.7	17:36:24.164
3	2:05.965	31.280	38.739	55.946	167.0	17:39:05.466	3	<b>1:56.093</b>	<b>30.607</b>	<b>36.879</b>	<b>48.607</b>	181.2	17:38:20.257
4	<b>1:57.961</b>	31.102	<b>37.817</b>	49.042	178.3	17:41:03.427	4	2:02.731	33.114	40.818	48.799	171.4	17:40:22.988
5	5:03.575 <b>B</b>	34.404	51.667	3:37.504	69.3	17:46:07.002	5	6:04.672 <b>B</b>	30.680	44.064	4:49.928	57.7	17:46:27.660
6	2:32.396	1:03.972	37.587	50.837	138.0	17:48:39.398	6	2:19.434	51.244	37.986	50.204	150.8	17:48:47.094
7	<b>1:57.272</b>	31.090	<b>37.155</b>	<b>49.027</b>	179.3	17:50:36.670	7	1:57.498	30.893	37.193	49.412	179.0	17:50:44.592
8	1:57.508	<b>30.972</b>	37.449	49.087	179.0	17:52:34.178	8	2:07.951 <b>B</b>	30.861	37.225	59.865	164.4	17:52:52.543

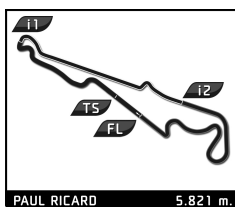
# EURO CUP 3



## Eurocup3 ROUND 1 - PAUL RICARD Qualifying 2

### Sector Analysis

Lap	Time	Sector 1	Sector 2	Sector 3	Kph	Elapsed	Lap	Time	Sector 1	Sector 2	Sector 3	Kph	Elapsed
<b>12</b> Gianmarco PRADEL AUS MP Motorsport Dallara 326													
1	2:45.669B	56.286	44.801	1:04.582	126.9	17:28:45.669							
2	6:48.255	5:15.274	40.633	52.348	51.5	17:35:33.924							
3	1:59.701	32.240	38.668	48.793	175.7	17:37:33.625							
4	<b>1:54.902</b>	30.207	36.813	<b>47.882</b>	183.0	17:39:28.527							
5	<b>2:09.122B</b>	<b>30.100</b>	36.857	1:02.165	162.9	17:41:37.649							
6	6:36.580	5:09.280	38.465	48.835	53.0	17:48:14.229							
7	1:55.283	30.274	<b>36.726</b>	48.283	182.4	17:50:09.512							
8	2:04.559B	30.568	37.210	56.781	168.8	17:52:14.071							
<b>14</b> Keanu AL AZHARI ARE Hitech Dallara 326													
1	8:11.311	6:37.597	40.826	52.888	42.8	17:34:11.311							
2	2:03.780	32.421	39.671	51.688	169.9	17:36:15.091							
3	1:59.607	31.470	38.014	50.123	175.8	17:38:14.698							
4	1:55.719	30.308	36.996	48.415	181.7	17:40:10.417							
5	6:55.892B	<b>30.209</b>	43.137	5:42.546	50.6	17:47:06.309							
6	2:19.152	49.333	38.951	50.868	151.1	17:49:25.461							
7	<b>1:55.618</b>	30.377	<b>36.905</b>	<b>48.336</b>	181.9	17:51:21.079							
<b>16</b> Bianca BUSTAMANTE PHL Palou Motorsport Dallara 326													
1	8:56.773	7:19.543	40.427	56.803	39.2	17:34:56.773							
2	2:03.861	33.260	38.901	51.700	169.8	17:37:00.634							
3	2:06.100	31.088	37.277	57.735	166.8	17:39:06.734							
4	<b>2:00.514</b>	31.081	<b>37.068</b>	52.365	174.5	17:41:07.248							
5	<b>3:03.697B</b>	35.245	48.893	1:39.559	114.5	17:44:10.945							
6	4:18.810	2:50.755	38.016	50.039	81.3	17:48:29.755							
7	2:03.824	31.030	37.991	54.803	169.8	17:50:33.579							
8	<b>1:57.439</b>	<b>30.939</b>	37.313	<b>49.187</b>	179.1	17:52:31.018							
<b>20</b> Benjamin BECKLEY CRI Tecnicar Dallara 326													
1	8:36.410	6:57.658	43.001	55.751	40.7	17:34:36.410							
2	2:07.382	34.442	39.109	53.831	165.1	17:36:43.792							
3	2:03.301	32.253	38.698	52.350	170.6	17:38:47.093							
4	<b>1:58.240</b>	31.352	<b>37.624</b>	<b>49.264</b>	177.9	17:40:45.333							
5	5:40.036B	31.768	55.794	4:12.474	61.8	17:46:25.369							
6	2:22.466	54.369	37.988	50.109	147.6	17:48:47.835							
7	<b>1:59.353</b>	<b>31.267</b>	<b>38.211</b>	49.875	176.2	17:50:47.188							
8	1:59.373	31.480	37.715	50.178	176.2	17:52:46.561							
<b>22</b> Andrej PETROVIC SRB Tecnicar Dallara 326													
1	8:17.044	6:36.953	43.378	56.713	42.3	17:34:17.044							
2	2:05.325	33.384	40.033	51.908	167.8	17:36:22.369							
3	2:01.220	31.360	37.265	52.595	173.5	17:38:23.589							
4	<b>1:56.263</b>	<b>30.681</b>	37.064	48.518	180.9	17:40:19.852							
5	5:51.835B	30.703	45.778	4:35.354	59.8	17:46:11.687							
6	<b>2:34.788</b>	1:05.501	38.102	<b>51.185</b>	135.9	17:48:46.475							
7	1:56.289	30.838	36.917	48.534	180.9	17:50:42.764							
8	1:56.308	30.926	<b>36.880</b>	<b>48.502</b>	180.8	17:52:39.072							
<b>23</b> Stefan BOSTANDJIEV BGR Hitech Dallara 326													
1	8:15.812	6:41.812	40.999	53.001	42.4	17:34:15.812							
2	2:04.364	32.934	38.590	52.840	169.1	17:36:20.176							
3	1:59.574	31.677	37.675	50.222	175.9	17:38:19.750							
4	<b>1:55.957</b>	30.592	<b>36.998</b>	<b>48.367</b>	181.4	17:40:15.707							
5	7:03.224B	<b>30.495</b>	41.155	5:51.574	49.7	17:47:18.931							
6	2:17.471	48.332	38.320	50.819	153.0	17:49:36.402							
7	1:56.424	30.711	37.143	48.570	180.6	17:51:32.826							
<b>26</b> Linus LUNDQVIST SWE Double R Dallara 326													
1	8:24.974	6:53.713	39.110	52.151	41.6	17:34:24.974							
2	2:01.866	32.950	38.220	50.696	172.6	17:36:26.840							
3	2:00.888	30.815	37.357	52.716	174.0	17:38:27.728							
4	<b>1:56.412</b>	30.708	<b>37.050</b>	48.654	180.7	17:40:24.140							
5	6:05.673B	<b>30.610</b>	44.087	4:50.976	57.5	17:46:29.813							
6	2:19.959	50.971	37.567	51.421	150.3	17:48:49.772							
7	1:56.490	30.749	37.105	<b>48.636</b>	180.5	17:50:46.262							
8	1:57.086	30.963	37.111	49.012	179.6	17:52:43.348							
<b>27</b> Heitor DALL'AGNOL BRA Palou Motorsport Dallara 326													
1	8:39.434	7:02.878	41.722	54.834	40.5	17:34:39.434							
2	2:03.911	33.013	39.269	51.629	169.7	17:36:43.345							
3	2:02.865	32.142	38.452	52.271	171.2	17:38:46.210							
4	1:56.912	30.950	37.062	48.900	179.9	17:40:43.122							
5	<b>2:55.491B</b>	31.318	57.744	1:26.429	119.8	17:43:38.613							
6	4:49.724	3:21.405	37.939	50.380	72.6	17:48:28.337							
7	1:56.148	<b>30.721</b>	36.892	48.535	181.1	17:50:24.485							
8	<b>1:56.069</b>	30.745	<b>36.880</b>	<b>48.444</b>	181.2	17:52:20.554							
<b>31</b> Renzo BARBUY ARG TC Racing Dallara 326													
1	8:27.649	6:56.047	40.298	51.304	41.4	17:34:27.649							
2	2:08.207	32.255	38.890	57.062	164.0	17:36:35.856							
3	3:23.729B	32.468	45.780	2:05.481	103.2	17:39:59.585							
4	7:12.000B	49.872	47.500	5:34.628	48.7	17:47:11.585							
5	2:18.749	48.243	38.187	52.319	151.6	17:49:30.334							
6	<b>1:58.224</b>	<b>31.108</b>	<b>37.725</b>	<b>49.391</b>	177.9	17:51:28.558							
<b>33</b> Rafael PERARD FRA Palou Motorsport Dallara 326													
1	8:24.737	6:50.489	41.479	<b>52.769</b>	41.7	17:34:24.737							
2	<b>2:05.395</b>	<b>32.200</b>	<b>38.994</b>	54.201	167.7	17:36:30.132							
3	<b>2:03.364</b>	<b>32.337</b>	<b>38.297</b>	<b>52.730</b>	170.5	17:38:33.496							
<b>37</b> Filippo FIORENTINO BRA Drivex Dallara 326													
1	8:46.172	7:07.965	41.458	56.749	40.0	17:34:46.172							
2	2:02.968	32.323	37.520	53.125	171.0	17:36:49.140							
3	2:01.554	30.789	37.016	53.749	173.0	17:38:50.694							
4	<b>1:55.915</b>	30.580	<b>36.862</b>	<b>48.473</b>	181.4	17:40:46.609							
5	5:18.087B	32.065	55.912	3:50.110	66.1	17:46:04.696							
6	2:33.776	1:04.529	37.865	51.382	136.8	17:48:38.472							

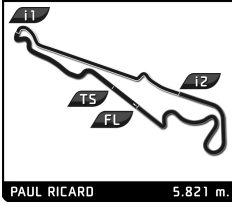


## Eurocup3 ROUND 1 - PAUL RICARD Qualifying 2

### Sector Analysis

Lap	Time	Sector 1	Sector 2	Sector 3	Kph	Elapsed	Lap	Time	Sector 1	Sector 2	Sector 3	Kph	Elapsed
7	1:56.054	30.470	36.875	48.709	181.2	17:50:34.526	77	1:56.884	30.927	37.195	48.762	179.9	17:50:48.592
8	2:07.219B	30.497	37.030	59.692	165.3	17:52:41.745	8	1:56.393	30.770	37.170	48.453	180.7	17:52:44.985
<b>39</b>	<b>Santino PANETTA</b>						<b>77</b>	<b>Bart HARRISON</b>					
	Hitech					Dallara 326		Double R					Dallara 326
1	8:12.799	6:38.244	41.664	52.891	42.7	17:34:12.799	1	7:36.627	6:01.979	41.445	53.203	46.1	17:33:36.627
2	2:04.024	32.590	39.260	52.174	169.6	17:36:16.823	2	2:04.539	33.158	40.096	51.285	168.9	17:35:41.166
3	1:59.309	31.200	37.995	50.114	176.3	17:38:16.132	3	1:57.283	31.435	37.189	48.659	179.3	17:37:38.449
4	1:55.775	30.507	36.908	48.360	181.7	17:40:11.907	4	2:00.661	33.430	37.818	49.413	174.3	17:39:39.110
5	6:55.187B	30.490	43.229	5:41.468	50.7	17:47:07.094	5	6:53.715B	30.795	37.176	5:45.744	50.8	17:46:32.825
6	2:19.763	49.294	39.025	51.444	150.5	17:49:26.857	6	2:18.883	49.335	37.308	52.240	151.4	17:48:51.708
7	1:55.989	30.672	36.896	48.421	181.3	17:51:22.846	7	1:56.884	30.927	37.195	48.762	179.9	17:50:48.592
<b>41</b>	<b>Alex POWELL</b>						<b>84</b>	<b>Genaro TRAPPA</b>					
	Griffin Core					Dallara 326		Hitech					Dallara 326
1	8:51.918	7:18.082	40.922	52.914	39.5	17:34:51.918	1	8:14.636	6:39.902	40.583	54.151	42.5	17:34:14.636
2	2:01.758	33.052	38.269	50.437	172.7	17:36:53.676	2	2:03.836	32.877	39.121	51.838	169.8	17:36:18.472
3	2:04.577	32.830	38.685	53.062	168.8	17:38:58.253	3	1:59.610	31.125	37.151	51.334	175.8	17:38:18.082
4	1:55.316	30.321	36.866	48.129	182.4	17:40:53.569	4	1:55.999	30.467	36.874	48.658	181.3	17:40:14.081
5	2:57.960B	38.429	51.205	1:28.326	118.2	17:43:51.529	5	6:53.982B	32.142	49.388	5:32.452	50.8	17:47:08.063
6	4:29.219	3:01.916	37.971	49.332	78.1	17:48:20.748	6	2:20.222	48.998	39.292	51.932	150.0	17:49:28.285
7	1:55.968	30.380	36.939	48.649	181.4	17:50:16.716	7	1:59.159	30.741	37.075	51.343	176.5	17:51:27.444
8	1:55.345	30.265	36.803	48.277	182.3	17:52:12.061	<b>91</b>	<b>Lorenzo CAMPOS</b>					
<b>44</b>	<b>Rayan CARETTI</b>							Double R					Dallara 326
	GRS					Dallara 326							
1	7:38.437	6:03.708	41.457	53.272	45.9	17:33:38.437	1	8:27.067	6:54.867	40.840	51.360	41.5	17:34:27.067
2	2:04.269	32.881	41.690	49.698	169.2	17:35:42.706	2	2:03.639	32.322	38.005	53.312	170.1	17:36:30.706
3	1:57.148	31.057	37.046	49.045	179.5	17:37:39.854	3	2:03.818	32.550	38.132	53.136	169.9	17:38:34.524
4	1:57.087	30.684	37.440	48.963	179.6	17:39:36.941	4	1:56.808	30.948	37.201	48.659	180.0	17:40:31.332
5	2:19.714B	30.665	37.341	1:11.708	150.5	17:41:56.655	5	6:02.568B	30.606	46.202	4:45.760	58.0	17:46:33.900
6	6:35.529	5:08.129	37.717	49.683	53.2	17:48:32.184	6	2:20.324	51.099	38.078	51.147	149.9	17:48:54.224
7	1:57.775	31.009	37.349	49.417	178.6	17:50:29.959	7	1:56.837	30.921	37.240	48.676	180.0	17:50:51.061
8	2:08.817B	31.161	37.679	59.977	163.3	17:52:38.776	8	1:56.871	30.704	37.177	48.990	180.0	17:52:47.932
<b>48</b>	<b>James EGOZI</b>						<b>99</b>	<b>René LAMMERS</b>					
	Palou Motorsport					Dallara 326		MP Motorsport					Dallara 326
1	8:22.356	6:46.479	41.696	54.181	41.9	17:34:22.356	1	2:32.997B	52.454	40.241	1:00.302	137.5	17:28:32.997
2	2:06.666	33.046	40.021	53.599	166.0	17:36:29.022	2	6:52.082	5:21.409	38.996	51.677	51.0	17:35:25.079
3	2:02.489	32.336	37.338	52.815	171.7	17:38:31.511	3	2:00.160	31.781	38.044	50.335	175.0	17:37:25.239
4	1:55.666	30.596	36.771	48.299	181.8	17:40:27.177	4	1:55.533	30.267	36.913	48.353	182.0	17:39:20.772
5	2:53.655B	30.243	47.568	1:35.844	121.1	17:43:20.832	5	2:11.536B	30.411	36.772	1:04.353	159.9	17:41:32.308
6	5:05.139	3:36.542	37.766	50.831	68.9	17:48:25.971	6	6:44.631	5:16.995	37.602	50.034	52.0	17:48:16.939
7	1:57.103	30.413	36.660	50.030	179.6	17:50:23.074	7	1:56.128	30.607	37.010	48.511	181.1	17:50:13.067
8	1:55.441	30.295	36.840	48.306	182.2	17:52:18.515	8	2:09.124B	30.434	36.952	1:01.738	162.9	17:52:22.191
<b>70</b>	<b>Andre RODRIGUEZ</b>												
	GRS					Dallara 326							
1	8:06.837	6:35.929	40.098	50.810	43.2	17:34:06.837							
2	1:59.728	32.283	37.921	49.524	175.7	17:36:06.565							
3	1:57.244	30.983	37.366	48.895	179.4	17:38:03.809							
4	1:56.913	30.757	37.236	48.920	179.9	17:40:00.722							
5	2:28.602B	30.667	37.475	1:20.460	141.5	17:42:29.324							
6	6:02.332	4:34.426	37.803	50.103	58.0	17:48:31.656							
7	1:56.958	30.789	37.224	48.945	179.8	17:50:28.614							
8	2:09.044B	30.845	37.304	1:00.895	163.0	17:52:37.658							

# EURO CUP 3



## Eurocup3 ROUND 1 - PAUL RICARD Race 1 (30 Minutes +1 Lap)

### Final Starting Grid

NO TIME Patrick HEUZENROEDER	Griffin Core	5	- 15 -	20	Tecnicar	1:58.838 Benjamin BECKLEY
1:58.174 Renzo BARBUY	TC Racing	31	- 14 -	3	Drivex	1:57.675 Edouard BORGNA
1:57.547 Andre RODRIGUEZ	GRS	70	- 13 -	16	Palou Motorsport	1:57.514 Bianca BUSTAMANTE
1:57.259 Stylianios KOLOVOS	Drivex	6	- 12 -	44	GRS	1:57.122 Rayan CARETTI
1:56.787 Andrej PETROVIC	Tecnicar	22	- 11 -	91	Double R	1:56.704 Lorenzo CAMPOS
1:56.473 Bart HARRISON	Double R	77	- 10 -	11	TC Racing	1:56.412 Luca VIISOREANU
1:56.383 Linus LUNDQVIST	Double R	26	- 9 -	2	Tecnicar	1:56.287 Kacper SZTUKA
1:56.279 Genaro TRAPPA	Hitech	84	- 8 -	23	Hitech	1:56.113 Stefan BOSTANDJIEV
1:56.108 Thomas STRAUVEN	Griffin Core	9	- 7 -	37	Drivex	1:56.099 Filippo FIORENTINO
1:56.084 Enzo TARNVANICHKUL	Griffin Core	10	- 6 -	7	Drivex	1:56.052 Christopher EL FEGHALI
1:56.038 Alceu FELDMANN	MP Motorsport	8	- 5 -	39	Hitech	1:55.999 Santino PANETTA
1:55.841 Gianmarco PRADEL	MP Motorsport	12	- 4 -	27	Palou Motorsport	1:55.724 Heitor DALL'AGNOL
1:55.625 Rafael PERARD	Palou Motorsport	33	- 3 -	4	MP Motorsport	1:55.461 Ean EYCKMANS
1:55.448 Alex POWELL	Griffin Core	41	- 2 -	48	Palou Motorsport	1:55.291 James EGOZI
1:55.188 René LAMMERS	MP Motorsport	99	- 1 -	14	Hitech	1:55.184 Keanu AL AZHARI

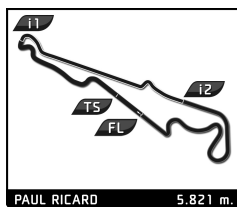


Pole

Published at .....9:00.....

 Mr. Pedro Vilches Chair of the Stewards	 Mr. Juan Font Steward	 Mr. Serge Cerland Steward	Timekeeper: Alberto ESTÉBANEZ 
--	------------------------------	----------------------------------	--------------------------------------

# EURO CUP 3



## Eurocup3 ROUND 1 - PAUL RICARD Race 1 (30 Minutes + 1 Lap)

### Final Classification

No	Driver	Nat	Team	Car	Cl.	Laps	Total Time	Gap	Kph	Best Lap		
										Lap	Time	Kph
1	48 James EGOZI	USA	Palou Motorsport	Dallara 326		14	<b>32:01.526</b>	-	152.7	11	<b>1:56.603</b>	179.7
2	99 René LAMMERS	NLD	MP Motorsport	Dallara 326	R	14	<b>32:02.744</b>	+1.218	152.6	12	<b>1:57.045</b>	179.0
3	41 Alex POWELL	USA	Griffin Core	Dallara 326	R	14	<b>32:02.872</b>	+1.346	152.6	14	<b>1:56.784</b>	179.4
4	4 Ean EYCKMANS	BEL	MP Motorsport	Dallara 326	R	14	<b>32:03.577</b>	+2.051	152.5	14	<b>1:56.939</b>	179.2
5	12 Gianmarco PRADEL	AUS	MP Motorsport	Dallara 326		14	<b>32:04.038</b>	+2.512	152.5	12	<b>1:56.490</b>	179.9
6	33 Rafael PERARD	FRA	Palou Motorsport	Dallara 326	R	14	<b>32:06.084</b>	+4.558	152.3	14	<b>1:56.857</b>	179.3
7	14 Keanu AL AZHARI	ARE	Hitech	Dallara 326		14	<b>32:06.718</b>	+5.192	152.3	12	<b>1:56.374</b>	180.1
8	27 Heitor DALL'AGNOL	BRA	Palou Motorsport	Dallara 326	R	14	<b>32:08.681</b>	+7.155	152.1	12	<b>1:57.258</b>	178.7
9	10 Enzo TARNVANICHKUL	THA	Griffin Core	Dallara 326		14	<b>32:10.124</b>	+8.598	152.0	8	<b>1:57.448</b>	178.4
10	39 Santino PANETTA	ARG	Hitech	Dallara 326	R	14	<b>32:10.278</b>	+8.752	152.0	13	<b>1:57.405</b>	178.5
11	9 Thomas STRAUVEN	BEL	Griffin Core	Dallara 326	R	14	<b>32:10.656</b>	+9.130	152.0	14	<b>1:57.119</b>	178.9
12	2 Kacper SZTUKA	POL	Tecnicar	Dallara 326		14	<b>32:13.276</b>	+11.750	151.8	12	<b>1:57.454</b>	178.4
13	44 Rayan CARETTI	FRA	GRS	Dallara 326	R	14	<b>32:15.481</b>	+13.955	151.6	10	<b>1:56.910</b>	179.2
14	7 Christopher EL FEGHALI	LBN	Drivex	Dallara 326	R	14	<b>32:16.144</b>	+14.618	151.5	14	<b>1:57.512</b>	178.3
15	77 Bart HARRISON	GBR	Double R	Dallara 326	R	14	<b>32:18.387</b>	+16.861	151.4	14	<b>1:57.604</b>	178.2
16	22 Andrej PETROVIC	SRB	Tecnicar	Dallara 326	R	14	<b>32:20.287</b>	+18.761	151.2	12	<b>1:58.004</b>	177.6
17	26 Linus LUNDQVIST	SWE	Double R	Dallara 326		14	<b>32:20.310</b>	+18.784	151.2	12	<b>1:57.928</b>	177.7
18	91 Lorenzo CAMPOS	AGO	Double R	Dallara 326	R	14	<b>32:20.827</b>	+19.301	151.2	12	<b>1:58.145</b>	177.4
19	11 Luca VIISOREANU	ROU	TC Racing	Dallara 326	R	14	<b>32:22.479</b>	+20.953	151.0	12	<b>1:58.000</b>	177.6
20	6 Stylianos KOLOVOS	GRC	Drivex	Dallara 326	R	14	<b>32:23.742</b>	+22.216	150.9	12	<b>1:57.889</b>	177.8
21	70 Andre RODRIGUEZ	USA	GRS	Dallara 326	R	14	<b>32:25.416</b>	+23.890	150.8	11	<b>1:58.253</b>	177.2
22	37 Filippo FIORENTINO	BRA	Drivex	Dallara 326	R	14	<b>32:27.075</b>	+25.549	150.7	8	<b>1:57.845</b>	177.8
23	3 Edouard BORGNA	FRA	Drivex	Dallara 326		14	<b>32:30.106</b>	+28.580	150.4	9	<b>1:58.668</b>	176.6
24	8 Alceu FELDMANN	BRA	MP Motorsport	Dallara 326		14	<b>32:31.116</b>	+29.590	150.4	11	<b>1:57.942</b>	177.7
25	31 Renzo BARBUY	ARG	TC Racing	Dallara 326	R	14	<b>32:33.908</b>	+32.382	150.1	9	<b>1:59.144</b>	175.9
26	20 Benjamin BECKLEY	CRI	Tecnicar	Dallara 326	R	14	<b>32:46.053</b>	+44.527	149.2	9	<b>2:00.155</b>	174.4
27	5 Patrick HEUZENROEDER	AUS	Griffin Core	Dallara 326		14	<b>33:22.307</b>	+1:20.781	146.5	10	<b>1:56.778</b>	179.4
28	23 Stefan BOSTANDJIEV	BGR	Hitech	Dallara 326		14	<b>33:38.002</b>	+1:36.476	145.4	10	<b>1:57.906</b>	177.7
<b>Not classified</b>												
16	Bianca BUSTAMANTE	PHL	Palou Motorsport	Dallara 326		2	<b>4:09.493</b>			2	<b>1:59.983</b>	174.7
84	Genaro TRAPPA	ARG	Hitech	Dallara 326	R	1	<b>2:05.463</b>					

<b>Pole Position:</b>	Keanu AL AZHARI	<b>1:55.184</b>	181.9 Kph
<b>Fastest Lap:</b>	Lap12 Keanu AL AZHARI	<b>1:56.374</b>	180.1 Kph

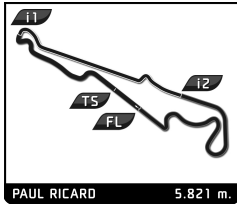
CAR #37 - TIME PENALTY OF 10 SECONDS - STEWARDS DECISION N°15  
 CAR #8 - TIME PENALTY OF 10 SECONDS - STEWARDS DECISION N°16

Published at: .....11:40.....

Track Status: **DRY**

			<b>Timekeeper:</b> Alberto ESTÉBANEZ	
Mr. Pedro Vilches Chair of the Stewards	Mr. Juan Font Steward	Mr. Serge Cerland Steward		

# EURO CUP 3



## Eurocup3 ROUND 1 - PAUL RICARD Race 1 (30 Minutes +1 Lap)

### Final Classification by Class

R	No	Driver	Nat	Team	Car	Laps	Total Time	Gap	Kph	Best Lap		
										Lap	Time	Kph
1	99	René LAMMERS	NLD	MP Motorsport	Dallara 326	14	32:02.744		152.6	12	1:57.045	179.0
2	41	Alex POWELL	USA	Griffin Core	Dallara 326	14	32:02.872	+0.128	152.6	14	1:56.784	179.4
3	4	Ean EYCKMANS	BEL	MP Motorsport	Dallara 326	14	32:03.577	+0.833	152.5	14	1:56.939	179.2
4	33	Rafael PERARD	FRA	Palou Motorsport	Dallara 326	14	32:06.084	+3.340	152.3	14	1:56.857	179.3
5	27	Heitor DALL'AGNOL	BRA	Palou Motorsport	Dallara 326	14	32:08.681	+5.937	152.1	12	1:57.258	178.7
6	39	Santino PANETTA	ARG	Hitech	Dallara 326	14	32:10.278	+7.534	152.0	13	1:57.405	178.5
7	9	Thomas STRAUVEN	BEL	Griffin Core	Dallara 326	14	32:10.656	+7.912	152.0	14	1:57.119	178.9
8	44	Rayan CARETTI	FRA	GRS	Dallara 326	14	32:15.481	+12.737	151.6	10	1:56.910	179.2
9	7	Christopher EL FEGHALI	LBN	Drivex	Dallara 326	14	32:16.144	+13.400	151.5	14	1:57.512	178.3
10	77	Bart HARRISON	GBR	Double R	Dallara 326	14	32:18.387	+15.643	151.4	14	1:57.604	178.2
11	22	Andraj PETROVIC	SRB	Tecnicar	Dallara 326	14	32:20.287	+17.543	151.2	12	1:58.004	177.6
12	91	Lorenzo CAMPOS	AGO	Double R	Dallara 326	14	32:20.827	+18.083	151.2	12	1:58.145	177.4
13	11	Luca VIISOREANU	ROU	TC Racing	Dallara 326	14	32:22.479	+19.735	151.0	12	1:58.000	177.6
14	6	Stylianos KOLOVOS	GRC	Drivex	Dallara 326	14	32:23.742	+20.998	150.9	12	1:57.889	177.8
15	70	Andre RODRIGUEZ	USA	GRS	Dallara 326	14	32:25.416	+22.672	150.8	11	1:58.253	177.2
16	37	Filippo FIORENTINO	BRA	Drivex	Dallara 326	14	32:27.075	+24.331	150.7	8	1:57.845	177.8
17	31	Renzo BARBUY	ARG	TC Racing	Dallara 326	14	32:33.908	+31.164	150.1	9	1:59.144	175.9
18	20	Benjamin BECKLEY	CRI	Tecnicar	Dallara 326	14	32:46.053	+43.309	149.2	9	2:00.155	174.4
<b>Not classified</b>												
	84	Genaro TRAPPA	ARG	Hitech	Dallara 326	1	2:05.463			13	Laps	

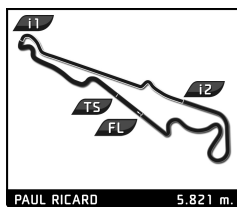
CAR #37 - TIME PENALTY OF 10 SECONDS - STEWARDS DECISION N°15  
 CAR #8 - TIME PENALTY OF 10 SECONDS - STEWARDS DECISION N°16

Published at: .....11:40.....

Track Status: **DRY**

 Mr. Pedro Vilches Chair of the Stewards	 Mr. Juan Font Steward	 Mr. Serge Cerland Steward	<b>Timekeeper:</b> Alberto ESTÉBANEZ	
--	------------------------------	----------------------------------	---	--

# EURO CUP 3

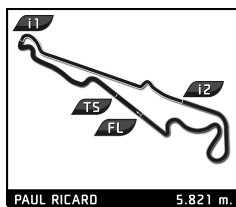


## Eurocup3 ROUND 1 - PAUL RICARD Race 1

### Best Sector Times

Sector 1			Sector 2			Sector 3			Ideal Lap	Best Lap
Pos	No Driver	Time	No Driver	Time	No Driver	Time	Pos	No Driver		
1	5 P.HEUZENROEDER	30.611	37 F.FIORENTINO	36.454	48 J.EGOZI	48.734	1	14 K.AL AZHARI	1:56.265	1:56.374 (1)
2	12 G.PRADEL	30.657	14 K.AL AZHARI	36.799	14 K.AL AZHARI	48.762	2	12 G.PRADEL	1:56.374	1:56.490 (2)
3	14 K.AL AZHARI	30.704	26 L.LUNDQVIST	36.815	4 E.EYCKMANS	48.778	3	48 J.EGOZI	1:56.380	1:56.603 (3)
4	44 R.CARETTI	30.711	44 R.CARETTI	36.869	12 G.PRADEL	48.811	4	44 R.CARETTI	1:56.564	1:56.910 (7)
5	41 A.POWELL	30.735	48 J.EGOZI	36.872	5 P.HEUZENROEDER	48.883	5	4 E.EYCKMANS	1:56.650	1:56.939 (8)
6	99 R.LAMMERS	30.749	9 T.STRAUVEN	36.890	27 H.DALL'AGNOL	48.899	6	41 A.POWELL	1:56.662	1:56.784 (5)
7	33 R.PERARD	30.750	12 G.PRADEL	36.906	99 R.LAMMERS	48.903	7	5 P.HEUZENROEDER	1:56.677	1:56.778 (4)
8	48 J.EGOZI	30.774	41 A.POWELL	37.012	33 R.PERARD	48.914	8	33 R.PERARD	1:56.743	1:56.857 (6)
9	4 E.EYCKMANS	30.839	4 E.EYCKMANS	37.033	41 A.POWELL	48.915	9	99 R.LAMMERS	1:56.800	1:57.045 (9)
10	9 T.STRAUVEN	30.897	27 H.DALL'AGNOL	37.064	7 C.EL FEGHALI	48.957	10	9 T.STRAUVEN	1:56.811	1:57.119 (10)
11	10 E.TARNVANICHKUL	30.910	33 R.PERARD	37.079	44 R.CARETTI	48.984	11	27 H.DALL'AGNOL	1:56.955	1:57.258 (11)
12	23 S.BOSTANDJIEV	30.983	77 B.HARRISON	37.080	9 T.STRAUVEN	49.024	12	37 F.FIORENTINO	1:56.962	1:57.845 (17)
13	27 H.DALL'AGNOL	30.992	2 K.SZTUKA	37.095	39 S.PANETTA	49.078	13	10 E.TARNVANICHKUL	1:57.181	1:57.448 (13)
14	39 S.PANETTA	31.021	22 A.PETROVIC	37.120	10 E.TARNVANICHKUL	49.082	14	26 L.LUNDQVIST	1:57.266	1:57.928 (20)
15	6 S.KOLOVOS	31.059	99 R.LAMMERS	37.148	11 L.VIISOREANU	49.125	15	39 S.PANETTA	1:57.274	1:57.405 (12)
16	7 C.EL FEGHALI	31.060	39 S.PANETTA	37.175	23 S.BOSTANDJIEV	49.217	16	7 C.EL FEGHALI	1:57.387	1:57.512 (15)
17	77 B.HARRISON	31.122	5 P.HEUZENROEDER	37.183	2 K.SZTUKA	49.218	17	2 K.SZTUKA	1:57.443	1:57.454 (14)
18	2 K.SZTUKA	31.130	10 E.TARNVANICHKUL	37.189	6 S.KOLOVOS	49.251	18	77 B.HARRISON	1:57.502	1:57.604 (16)
19	37 F.FIORENTINO	31.142	8 A.FELDMANN	37.285	26 L.LUNDQVIST	49.259	19	6 S.KOLOVOS	1:57.608	1:57.889 (18)
20	91 L.CAMPOS	31.146	6 S.KOLOVOS	37.298	77 B.HARRISON	49.300	20	23 S.BOSTANDJIEV	1:57.631	1:57.906 (19)
21	70 A.RODRIGUEZ	31.155	7 C.EL FEGHALI	37.370	8 A.FELDMANN	49.362	21	22 A.PETROVIC	1:57.697	1:58.004 (23)
22	26 L.LUNDQVIST	31.192	91 L.CAMPOS	37.385	91 L.CAMPOS	49.365	22	11 L.VIISOREANU	1:57.779	1:58.000 (22)
23	22 A.PETROVIC	31.200	70 A.RODRIGUEZ	37.412	37 F.FIORENTINO	49.366	23	8 A.FELDMANN	1:57.879	1:57.942 (21)
24	11 L.VIISOREANU	31.213	23 S.BOSTANDJIEV	37.431	22 A.PETROVIC	49.377	24	91 L.CAMPOS	1:57.896	1:58.145 (24)
25	8 A.FELDMANN	31.232	11 L.VIISOREANU	37.441	70 A.RODRIGUEZ	49.411	25	70 A.RODRIGUEZ	1:57.978	1:58.253 (25)
26	31 R.BARBUY	31.418	3 E.BORGNA	37.467	3 E.BORGNA	49.710	26	3 E.BORGNA	1:58.600	1:58.668 (26)
27	3 E.BORGNA	31.423	84 G.TRAPPA	37.492	31 R.BARBUY	49.719	27	31 R.BARBUY	1:59.014	1:59.144 (27)
28	20 B.BECKLEY	31.782	16 B.BUSTAMANTE	37.831	16 B.BUSTAMANTE	49.949	28	20 B.BECKLEY	1:59.839	2:00.155 (29)
29	84 G.TRAPPA	31.814	31 R.BARBUY	37.877	20 B.BECKLEY	50.172	29	16 B.BUSTAMANTE	1:59.983	1:59.983 (28)
30	16 B.BUSTAMANTE	32.203	20 B.BECKLEY	37.885	84 G.TRAPPA	50.976	30	84 G.TRAPPA	2:00.282	

# EURO CUP 3

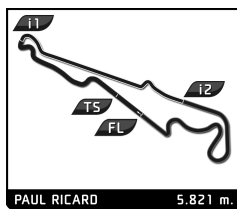


## Eurocup3 ROUND 1 - PAUL RICARD Race 1

### Best Top Speed

No Driver	Team	Class	Top 1		Top 2		Top 3		Top 4		Top 5		Avg
			Kph	Lap	Kph	Lap	Kph	Lap	Kph	Lap	Kph	Lap	
14 Keanu AL AZHARI	Hitech		252.9	2	252.9	10	248.8	7	246.6	11	246.6	14	249,6
5 Patrick HEUZENROEDER	Griffin Core		252.3	2	246.6	8	246.0	7	244.3	10	243.8	3	246,6
44 Rayan CARETTI	GRS	R	251.7	2	248.8	13	248.3	8	247.1	3	246.6	12	248,5
3 Edouard BORGNA	Drivex		251.2	2	247.7	3	245.5	9	243.8	8	243.8	11	246,4
6 Stylianos KOLOVOS	Drivex	R	250.6	3	246.6	2	246.6	9	245.5	10	244.9	11	246,8
11 Luca VIISOREANU	TC Racing	R	250.6	3	248.8	7	245.5	11	243.2	12	242.7	14	246,2
22 Andrej PETROVIC	Tecnicar	R	250.6	7	248.8	2	247.7	12	247.1	3	246.0	10	248,0
16 Bianca BUSTAMANTE	Palou Motorsport		250.0	2									250,0
26 Linus LUNDQVIST	Double R		250.0	14	247.1	2	246.6	11	246.0	12	245.5	13	247,0
77 Bart HARRISON	Double R	R	250.0	2	245.5	11	244.9	10	244.3	8	243.8	12	245,7
2 Kacper SZTUKA	Tecnicar		249.4	12	248.3	2	247.7	3	247.7	14	246.6	10	247,9
4 Ean EYCKMANS	MP Motorsport	R	249.4	9	246.6	3	246.6	14	245.5	2	245.5	11	246,7
10 Enzo TARNVANICHKUL	Griffin Core		249.4	7	248.3	12	247.1	14	246.0	2	246.0	11	247,4
20 Benjamin BECKLEY	Tecnicar	R	249.4	2	247.1	3	246.0	14	243.8	13	243.2	7	245,9
91 Lorenzo CAMPOS	Double R	R	249.4	14	248.8	2	247.7	3	245.5	9	243.8	8	247,0
12 Gianmarco PRADEL	MP Motorsport		248.8	12	247.1	13	245.5	10	244.9	7	244.9	14	246,2
9 Thomas STRAUVEN	Griffin Core	R	248.3	14	246.0	11	245.5	10	244.9	7	244.3	3	245,8
37 Filippo FIORENTINO	Drivex	R	248.3	2	247.7	11	246.6	14	246.0	3	244.9	7	246,7
31 Renzo BARBUY	TC Racing	R	247.7	2	244.9	10	244.9	11	243.2	9	242.7	12	244,7
41 Alex POWELL	Griffin Core	R	247.7	9	244.9	8	244.3	3	244.3	11	243.8	10	245,0
70 Andre RODRIGUEZ	GRS	R	247.7	3	246.0	2	244.3	11	243.8	7	242.2	12	244,8
23 Stefan BOSTANDJIEV	Hitech		247.1	3	246.0	7	245.5	2	243.8	8	239.5	11	244,4
27 Heitor DALL'AGNOL	Palou Motorsport	R	247.1	14	246.6	7	244.9	3	244.9	10	244.9	12	245,7
39 Santino PANETTA	Hitech	R	247.1	8	246.6	3	246.0	14	245.5	7	244.9	2	246,0
7 Chistopher EL FEGHALI	Drivex	R	246.6	7	246.0	3	246.0	8	246.0	13	245.5	14	246,0
48 James EGOZI	Palou Motorsport		246.6	3	246.6	9	246.0	10	246.0	11	244.9	7	246,0
33 Rafael PERARD	Palou Motorsport	R	246.0	7	244.9	14	244.3	2	243.8	10	243.8	11	244,6
8 Alceu FELDMANN	MP Motorsport		245.5	14	243.8	7	243.8	10	243.2	2	243.2	3	243,9
99 René LAMMERS	MP Motorsport	R	245.5	12	244.3	3	243.8	14	242.2	13	240.5	11	243,3
84 Genaro TRAPPA	Hitech	R											

# EURO CUP 3

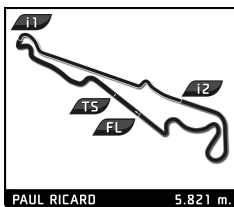


## Eurocup3 ROUND 1 - PAUL RICARD Race 1

### Lap Chart

No	Pos	Grid	Lap																					
			1	2	3	4	5	6	7	8	9	10	11	12	13	14								
14	<b>1</b>	14	99	99	99	99	99	99	99	99	99	99	99	99	99	99	99	99	99	99	99	99	99	99
99	<b>2</b>	99	48	48	48	48	48	48	48	48	48	48	48	48	48	48	48	48	48	48	48	48	48	48
48	<b>3</b>	48	41	41	41	41	41	41	41	41	41	41	41	41	41	41	41	41	41	41	41	41	41	41
41	<b>4</b>	41	4	4	4	4	4	4	4	4	4	4	4	4	4	4	4	4	4	4	4	4	4	4
4	<b>5</b>	4	12	12	12	12	12	12	12	12	12	12	12	12	12	12	12	12	12	12	12	12	12	12
33	<b>6</b>	33	33	33	33	33	33	33	33	33	33	33	33	33	33	33	33	33	33	33	33	33	33	33
27	<b>7</b>	27	27	27	27	27	27	27	27	27	27	27	27	27	27	27	27	27	27	27	27	27	27	27
12	<b>8</b>	12	39	10	10	10	10	10	10	10	10	10	10	10	10	10	10	10	10	10	10	10	10	10
39	<b>9</b>	39	10	39	39	39	39	39	39	39	39	39	39	39	39	39	39	39	39	39	39	39	39	39
8	<b>10</b>	8	7	9	9	9	9	9	9	7	7	7	14	39	39	39	39	39	39	39	39	39	39	39
7	<b>11</b>	7	9	7	7	7	7	7	9	9	14	7	9	9	9	9	9	9	9	9	9	9	9	9
10	<b>12</b>	10	8	2	2	2	2	2	2	14	9	9	7	2	2	2	2	2	2	2	2	2	2	2
37	<b>13</b>	37	2	8	8	8	8	8	8	14	2	2	2	2	7	44	44	44	44	44	44	44	44	44
9	<b>14</b>	9	84	37	37	37	37	37	37	37	37	37	37	37	44	7	7	7	7	7	7	7	7	7
23	<b>15</b>	23	77	77	77	77	77	77	77	8	8	44	44	44	37	37	37	37	37	37	37	37	37	37
84	<b>16</b>	84	37	14	14	14	14	14	14	77	44	91	91	91	91	77	77	77	77	77	77	77	77	77
2	<b>17</b>	2	23	44	44	44	44	44	44	44	77	77	77	77	77	22	22	22	22	22	22	22	22	22
26	<b>18</b>	26	11	91	91	91	91	91	91	91	22	22	22	22	22	91	26	26	26	26	26	26	26	26
11	<b>19</b>	11	44	23	23	23	23	23	23	22	26	26	26	26	26	91	26	26	26	26	26	26	26	26
77	<b>20</b>	77	91	5	5	5	5	5	5	5	26	8	8	8	8	8	8	8	8	8	8	8	8	8
91	<b>21</b>	91	26	11	26	26	26	26	22	11	11	11	11	11	11	11	11	11	11	11	11	11	11	11
22	<b>22</b>	22	14	26	22	22	22	22	26	6	6	6	6	6	6	6	6	6	6	6	6	6	6	6
44	<b>23</b>	44	31	6	6	6	6	6	6	11	70	70	70	70	70	70	70	70	70	70	70	70	70	70
6	<b>24</b>	6	5	22	11	11	11	11	6	3	3	3	3	3	3	3	3	3	3	3	3	3	3	3
16	<b>25</b>	16	6	16	70	70	70	70	70	31	31	31	31	31	31	31	31	31	31	31	31	31	31	31
70	<b>26</b>	70	22	70	3	3	3	3	3	3	20	20	20	20	20	20	20	20	20	20	20	20	20	20
3	<b>27</b>	3	3	3	20	20	20	20	20	31	5	5	5	5	5	5	5	5	5	5	5	5	5	5
31	<b>28</b>	31	70	20	31	31	31	31	20	23	23	23	23	23	23	23	23	23	23	23	23	23	23	23
20	<b>29</b>	20	16	31																				
5	<b>30</b>	5	20																					

# EURO CUP 3



## Eurocup3 ROUND 1 - PAUL RICARD Race 1

### Fastest Lap Sequence

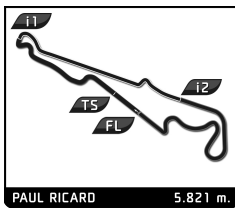
Elapsed	No	Driver	Team	Car	Class	Time	Kph	Lap
3:55.948	99	René LAMMERS	MP Motorsport	Dallara 326	R	1:57.591	178.2	2
3:56.223	48	James EGOZI	Palou Motorsport	Dallara 326		1:57.169	178.8	2
3:58.335	12	Gianmarco PRADEL	MP Motorsport	Dallara 326		1:57.048	179.0	2
24:23.705	44	Rayan CARETTI	GRS	Dallara 326	R	1:56.910	179.2	10
25:32.662	5	Patrick HEUZENROEDER	Griffin Core	Dallara 326		1:56.778	179.4	10
26:10.762	48	James EGOZI	Palou Motorsport	Dallara 326		1:56.603	179.7	11
28:10.018	12	Gianmarco PRADEL	MP Motorsport	Dallara 326		1:56.490	179.9	12
28:13.012	14	Keanu AL AZHARI	Hitech	Dallara 326		1:56.374	180.1	12

# EURO CUP 3

## Eurocup3 ROUND 1 - PAUL RICARD

### Race 1

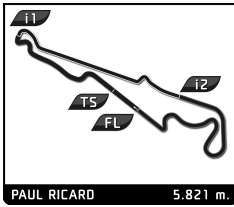
### Analysis by lap



Lapped

No	Lap Time	Gap	No	Lap Time	Gap	No	Lap Time	Gap	No	Lap Time	Gap	No	Lap Time	Gap								
<b>Lap 1</b>																						
99	1:58.357	0.000	22	2:00.143	12.821	23	3:41.369	27.123	77	3:06.993	5.758	9	1:57.805	5.220								
48	1:59.054	0.697	16	1:59.983	13.545	5	3:42.889	29.767	14	3:06.843	6.058	14	1:57.079	5.685								
41	1:59.535	1.178	70	2:00.588	13.961	26	3:43.292	30.736	44	3:05.888	6.398	2	1:58.523	6.593								
4	1:59.946	1.589	3	2:01.513	14.403	22	3:44.396	32.974	91	3:05.742	6.872	37	1:57.845	7.082								
12	2:01.287	2.930	20	2:00.900	15.262	6	3:47.258	36.258	23	3:05.405	7.434	8	1:58.284	7.979								
33	2:01.849	3.492	31	2:12.390	24.346	11	3:48.944	38.929	5	3:04.755	7.532	44	1:57.960	8.245								
27	2:02.160	3.803	<b>Lap 3</b>																			
39	2:02.859	4.502	99	2:08.852		3	3:50.783	42.671	22	3:04.119	8.759	91	1:58.405	9.355								
10	2:03.415	5.058	48	2:10.430	1.853	20	3:52.683	45.348	6	3:05.216	10.471	22	1:58.728	10.779								
7	2:03.812	5.455	41	2:11.292	3.271	31	3:51.417	46.459	11	3:04.202	10.730	26	1:58.688	11.255								
9	2:03.823	5.466	4	2:11.710	4.071	<b>Lap 5</b>																
8	2:04.359	6.002	12	2:11.128	4.663	99	3:36.194		20	3:03.680	12.698	70	1:59.570	14.986								
2	2:05.195	6.838	33	2:10.520	5.340	48	3:35.656	0.610	3	3:03.826	13.219	3	1:59.511	15.570								
84	2:05.463	7.106	27	2:11.243	6.723	41	3:34.576	1.352	<b>Lap 7</b>													
77	2:05.633	7.276	10	2:10.719	7.229	4	3:33.776	2.243	99	1:57.485		31	2:00.148	17.625								
37	2:05.784	7.427	39	2:11.560	8.544	12	3:33.295	2.922	48	1:57.421	0.386	20	2:01.902	21.150								
23	2:06.115	7.758	9	2:11.643	9.313	33	3:32.041	3.556	41	1:57.449	0.888	5	2:10.755	22.163								
11	2:06.214	7.857	7	2:11.663	9.833	27	3:32.151	5.877	4	1:57.300	1.228	23	3:00.809	1:11.817								
44	2:06.420	8.063	2	2:11.882	10.796	10	3:32.323	6.711	12	1:57.641	1.939	<b>Lap 9</b>										
91	2:06.566	8.209	8	2:11.047	11.480	39	3:32.793	7.898	33	1:58.166	2.845	99	1:57.076									
26	2:06.890	8.533	37	2:11.338	12.088	9	3:32.025	8.516	27	1:58.157	3.374	48	1:57.104	0.506								
14	2:07.070	8.713	77	2:11.841	12.662	7	3:31.806	9.442	10	1:58.523	4.001	41	1:57.471	1.042								
31	2:07.904	9.547	14	2:12.216	13.474	2	3:30.674	10.348	39	1:58.576	4.506	4	1:57.604	1.498								
5	2:08.103	9.746	44	2:12.718	14.111	8	3:29.987	10.886	7	1:58.251	4.843	12	1:57.736	1.913								
6	2:08.151	9.794	91	2:12.270	14.361	37	3:29.259	11.802	9	1:59.171	5.451	33	1:57.776	2.864								
22	2:08.626	10.269	23	2:12.754	15.048	77	3:28.360	12.481	2	1:58.975	6.106	27	1:57.559	3.324								
3	2:08.838	10.481	5	2:13.784	16.172	14	3:27.575	12.931	14	1:58.069	6.642	10	1:57.730	4.067								
70	2:09.321	10.964	26	2:13.845	16.738	44	3:26.620	14.226	37	1:59.459	7.273	39	1:57.846	4.785								
16	2:09.510	11.153	22	2:13.903	17.872	91	3:25.093	14.846	8	2:00.268	7.731	7	1:58.181	5.816								
20	2:10.310	11.953	6	2:14.878	18.294	23	3:24.816	15.745	77	1:59.813	8.086	14	1:57.487	6.096								
<b>Lap 2</b>																						
99	1:57.591		11	2:16.609	19.279	5	3:22.920	16.493	44	1:59.408	8.321	9	1:58.380	6.524								
48	1:57.169	0.275	70	2:15.384	20.493	26	3:22.890	17.432	91	1:59.599	8.986	2	1:57.709	7.226								
41	1:57.244	0.831	3	2:15.631	21.182	22	3:21.576	18.356	23	1:59.095	9.044	44	1:59.025	10.194								
4	1:57.215	1.213	20	2:15.549	21.959	6	3:18.907	18.971	5	1:59.397	9.444	91	1:58.672	10.951								
12	1:57.048	2.387	31	2:08.842	24.336	11	3:17.509	20.244	22	1:58.813	10.087	77	1:59.783	11.557								
33	1:57.771	3.672	<b>Lap 4</b>																			
27	1:58.120	4.332	99	3:29.294		70	3:16.272	21.148	26	1:59.609	10.603	22	1:58.215	11.918								
10	1:57.895	5.362	48	3:28.589	1.148	3	3:15.658	22.135	11	1:58.917	12.162	26	1:58.364	12.543								
39	1:58.925	5.836	41	3:28.993	2.970	20	3:13.580	22.734	6	1:59.933	12.919	8	2:02.174	13.077								
9	1:58.647	6.522	4	3:29.884	4.661	31	3:12.844	23.109	70	1:59.756	13.452	11	1:58.253	14.133								
7	1:59.158	7.022	12	3:30.452	5.821	<b>Lap 6</b>																
2	1:58.519	7.766	33	3:31.663	7.709	99	3:13.716		3	1:59.955	14.095	6	1:58.131	15.411								
8	2:00.874	9.285	27	3:32.491	9.920	48	3:13.556	0.450	31	1:59.779	15.513	70	1:58.316	16.226								
37	1:59.766	9.602	10	3:32.647	10.582	41	3:13.288	0.924	20	2:02.071	17.284	3	1:58.668	17.162								
77	1:59.988	9.673	39	3:32.049	11.299	4	3:12.886	1.413	<b>Lap 8</b>													
14	1:58.988	10.110	9	3:32.666	12.685	12	3:12.577	1.783	99	1:58.036		20	2:00.155	24.229								
44	1:59.773	10.245	7	3:33.291	13.830	33	3:12.324	2.164	48	1:58.128	0.478	5	2:54.196	1:19.283								
91	2:00.325	10.943	2	3:34.366	15.868	27	3:10.541	2.702	41	1:57.795	0.647	23	2:14.723	1:29.464								
23	2:00.979	11.146	8	3:34.907	17.093	10	3:09.968	2.963	4	1:57.778	0.970	<b>Lap 10</b>										
5	1:59.085	11.240	39	3:35.943	18.737	39	3:09.233	3.415	12	1:57.350	1.253	99	1:57.072									
11	2:01.256	11.522	77	3:36.947	20.315	9	3:08.965	3.765	33	1:57.355	2.164	48	1:57.052	0.486								
26	2:00.803	11.745	14	3:37.370	21.550	7	3:08.351	4.077	27	1:57.503	2.841	41	1:57.322	1.292								
6	2:00.065	12.268	44	3:38.983	23.800	2	3:07.984	4.616	10	1:57.448	3.413	4	1:57.360	1.786								
<b>Lap 5</b>																						
99	3:40.880	25.947	91	3:40.880	25.947	8	3:07.778	4.948	39	1:57.545	4.015	12	1:57.579	2.420								
<b>Lap 6</b>																						
99	3:07.213	5.299	<b>Lap 7</b>																			
37	3:07.213	5.299	<b>Lap 8</b>																			
<b>Lap 8</b>																						
7	1:57.904	4.711	<b>Lap 9</b>																			
<b>Lap 9</b>																						
33	1:57.653	3.445	<b>Lap 10</b>																			
<b>Lap 10</b>																						

# EURO CUP 3



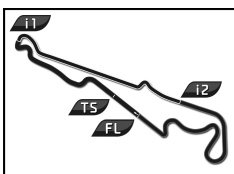
## Eurocup3 ROUND 1 - PAUL RICARD Race 1

### Analysis by lap

Lapped ■

No	Lap Time	Gap	No	Lap Time	Gap	No	Lap Time	Gap	No	Lap Time	Gap	No	Lap Time	Gap
27	1:57.798	4.050	41	1:57.073	1.241	Lap 14								
10	1:57.555	4.550	4	1:57.013	1.896									
39	1:57.793	5.506	12	1:56.490	2.371									
14	1:57.086	6.110	33	1:57.143	4.265									
7	1:58.269	7.013	27	1:57.258	4.885									
9	1:57.977	7.429	14	1:56.374	5.365									
2	1:58.035	8.189	10	1:58.024	6.052									
37	1:57.902	8.602	39	1:57.485	7.375									
44	1:56.910	10.032	9	1:57.243	8.349									
91	1:58.348	12.227	2	1:57.454	9.790									
77	1:58.035	12.520	7	1:58.376	10.339									
22	1:58.283	13.129	44	1:57.414	10.562									
26	1:58.023	13.494	37	1:58.316	11.430									
8	1:58.916	14.921	91	1:58.145	14.560									
11	1:58.345	15.406	77	1:57.927	14.887									
6	1:58.774	17.113	22	1:58.004	15.417									
70	1:58.565	17.719	26	1:57.928	15.747									
3	1:58.861	18.951	8	1:57.968	16.857									
31	1:59.460	22.081	11	1:58.000	17.653									
20	2:00.984	28.141	6	1:57.889	19.150									
5	1:56.778	1:18.989	70	1:58.282	20.280									
23	1:57.906	1:30.298	3	1:58.926	23.019									
Lap 11			31	1:59.814	27.237	11	1:58.496	20.953						
48	1:56.603		20	2:01.403	35.969	6	1:58.365	22.216						
99	1:57.428	0.339	5	1:57.805	1:20.038	70	1:58.857	23.890						
41	1:56.850	1.053	23	1:57.992	1:32.855	3	2:00.072	28.580						
4	1:57.071	1.768	Lap 13			31	1:59.490	32.382						
12	1:57.435	2.766	48	1:56.869		20	2:00.903	44.527						
33	1:57.651	4.007	99	1:57.272	0.902	5	1:57.079	1:20.781						
27	1:57.551	4.512	41	1:57.200	1.572	23	1:58.934	1:36.476						
10	1:57.452	4.913	4	1:57.095	2.122									
14	1:56.855	5.876	12	1:57.035	2.537									
39	1:58.358	6.775	33	1:57.315	4.711									
9	1:57.651	7.991	14	1:56.898	5.394									
7	1:58.924	8.848	27	1:58.877	6.893									
2	1:58.121	9.221	10	1:57.796	6.979									
37	1:58.486	9.999	39	1:57.405	7.911									
44	1:57.090	10.033	9	1:57.541	9.021									
91	1:58.162	13.300	2	1:58.040	10.961									
77	1:58.414	13.845	44	1:59.703	13.396									
22	1:58.258	14.298	7	2:00.646	14.116									
26	1:58.299	14.704	37	1:59.953	14.514									
8	1:57.942	15.774	77	1:58.249	16.267									
11	1:58.221	16.538	22	1:58.572	17.120									
6	1:58.122	18.146	91	1:59.677	17.368									
70	1:58.253	18.883	26	1:58.802	17.680									
3	1:59.116	20.978	8	1:58.175	18.163									
31	1:59.316	24.308	11	1:58.683	19.467									
20	2:00.399	31.451	6	1:58.580	20.861									
5	1:57.218	1:19.118	70	1:58.632	22.043									
23	1:58.539	1:31.748	3	1:59.368	25.518									
Lap 12			31	1:59.534	29.902									
48	1:56.885		20	2:01.534	40.634									
99	1:57.045	0.499	5	1:57.543	1:20.712									
								23	1:58.566	1:34.552				













# EURO CUP 3



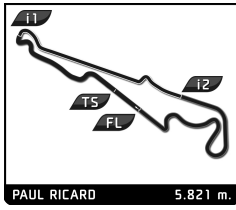
## Eurocup3 ROUND 1 - PAUL RICARD Race 1

PAUL RICARD 5.821 m.

### Flag Analysis

Flag	Time
 GREEN FLAG	13:14:01.316
 YELLOW FLAG AT SECTOR 1	13:16:31.256
 GREEN FLAG AT SECTOR 1	13:16:36.888
 YELLOW FLAG AT SECTOR 1	13:18:10.584
 YELLOW FLAG AT SECTOR 3	13:18:18.144
 GREEN FLAG AT SECTOR 1	13:18:22.407
 SAFETY CAR	13:18:57.392
 GREEN FLAG AT SECTOR 3	13:29:33.648
 GREEN FLAG	13:30:05.472
 YELLOW FLAG AT SECTOR 2	13:33:45.766
 GREEN FLAG AT SECTOR 2	13:33:53.398
 CHEQUERED FLAG	13:46:02.842

# EURO CUP 3



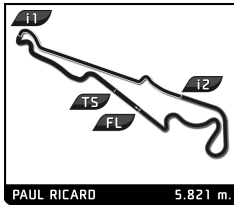
## Eurocup3 ROUND 1 - PAUL RICARD Race 1

### Sector Analysis

Lap under Red Flag    — Invalidated Lap    ■ Personal Best    ■ Session Best    B Crossing the pit lane

Lap	Time	Sector 1	Sector 2	Sector 3	Kph	Elapsed	Lap	Time	Sector 1	Sector 2	Sector 3	Kph	Elapsed
<b>2</b> Kacper SZTUKA POL													
Tecnicar Dallara 326													
1	2:05.195	36.370	38.580	50.245	167.4	13:16:06.511	4	3:42.889 B	1:01.555	1:02.669	1:38.665	94.0	13:24:05.177
2	1:58.519	31.409	37.343	49.767	176.8	13:18:05.030	5	3:22.920	1:01.330	1:01.213	1:20.377	103.3	13:27:28.097
3	2:11.882	31.382	40.296	1:00.204	158.9	13:20:16.912	6	3:04.755	58.409	52.799	1:13.547	113.4	13:30:32.852
4	3:34.366 B	59.189	1:03.174	1:32.003	97.8	13:23:51.278	7	1:59.397	32.152	37.360	49.885	175.5	13:32:32.249
5	3:30.674	1:07.575	1:02.057	1:21.042	99.5	13:27:21.952	8	2:10.755 B	31.861	38.017	1:00.877	160.3	13:34:43.004
6	3:07.984	56.254	55.700	1:16.030	111.5	13:30:29.936	9	2:54.196	1:27.124	37.477	49.595	120.3	13:37:37.200
7	1:58.975	31.710	37.574	49.691	176.1	13:32:28.911	10	1:56.778	30.611	37.284	48.883	179.4	13:39:33.978
8	1:58.523	31.251	37.338	49.934	176.8	13:34:27.434	11	1:57.218	30.804	37.463	48.951	178.8	13:41:31.196
9	1:57.709	31.130	37.134	49.445	178.0	13:36:25.143	12	1:57.805	31.140	37.522	49.143	177.9	13:43:29.001
10	1:58.035	31.352	37.316	49.367	177.5	13:38:23.178	13	1:57.543	30.810	37.465	49.268	178.3	13:45:26.544
11	1:58.121	31.219	37.280	49.622	177.4	13:40:21.299	14	1:57.079	30.818	37.183	49.078	179.0	13:47:23.623
12	1:57.454	31.141	37.095	49.218	178.4	13:42:18.753							
13	1:58.040	31.296	37.360	49.384	177.5	13:44:16.793							
14	1:57.799	31.278	37.126	49.395	177.9	13:46:14.592							
<b>3</b> Edouard BORGNA FRA													
Drivex Dallara 326													
1	2:08.838	38.358	39.139	51.341	162.7	13:16:10.154							
2	2:01.513	32.615	38.052	50.846	172.5	13:18:11.667							
3	2:15.631	31.719	41.564	1:02.348	154.5	13:20:27.298							
4	3:50.783 B	1:02.184	1:02.714	1:45.885	90.8	13:24:18.081							
5	3:15.658	54.042	1:01.295	1:20.321	107.1	13:27:33.739							
6	3:03.206	57.846	52.571	1:12.789	114.4	13:30:36.945							
7	1:59.955	32.153	37.881	49.921	174.7	13:32:36.900							
8	1:59.511	31.411	38.276	49.824	175.3	13:34:36.411							
9	1:58.668	31.423	37.467	49.778	176.6	13:36:35.079							
10	1:58.861	31.515	37.525	49.821	176.3	13:38:33.940							
11	1:59.116	31.459	37.641	50.016	175.9	13:40:33.056							
12	1:58.926	31.724	37.492	49.710	176.2	13:42:31.982							
13	1:59.368	31.605	37.757	50.006	175.6	13:44:31.350							
14	2:00.072	31.732	38.018	50.322	174.5	13:46:31.422							
<b>4</b> Ean EYCKMANS BEL													
MP Motorsport Dallara 326													
1	1:59.946	32.857	37.725	49.364	174.7	13:16:01.262							
2	1:57.215	30.848	37.223	49.144	178.8	13:17:58.477							
3	2:11.710	31.019	37.860	1:02.831	159.1	13:20:10.187							
4	3:29.884 B	58.358	1:02.679	1:28.847	99.8	13:23:40.071							
5	3:33.776	1:10.828	1:02.720	1:20.228	98.0	13:27:13.847							
6	3:12.886	57.220	56.201	1:19.465	108.6	13:30:26.733							
7	1:57.300	31.174	37.240	48.886	178.6	13:32:24.033							
8	1:57.778	31.018	37.291	49.469	177.9	13:34:21.811							
9	1:57.604	31.258	37.093	49.253	178.2	13:36:19.415							
10	1:57.360	31.173	37.120	49.067	178.6	13:38:16.775							
11	1:57.071	30.939	37.320	48.812	179.0	13:40:13.846							
12	1:57.013	30.845	37.033	49.135	179.1	13:42:10.859							
13	1:57.095	31.173	37.144	48.778	179.0	13:44:07.954							
14	1:56.939	30.839	37.108	48.992	179.2	13:46:04.893							
<b>5</b> Patrick HEUZENROEDER AUS													
Griffin Core Dallara 326													
1	2:08.103	38.598	38.732	50.773	163.6	13:16:09.419							
2	1:59.085	31.931	37.608	49.546	176.0	13:18:08.504							
3	2:13.784	32.317	40.789	1:00.678	156.6	13:20:22.288							
<b>6</b> Stylianos KOLOVOS GRC													
Drivex Dallara 326													
1	2:08.151	37.772	39.047	51.332	163.5	13:16:09.467							
2	2:00.065	32.408	37.884	49.773	174.5	13:18:09.532							
3	2:14.878	32.078	42.076	1:00.724	155.4	13:20:24.410							
4	3:47.258 B	1:01.889	1:03.080	1:42.289	92.2	13:24:11.668							
5	3:18.907	57.140	1:01.676	1:20.091	105.4	13:27:30.575							
6	3:05.216	57.875	53.452	1:13.889	113.1	13:30:35.791							
7	1:59.933	32.497	37.555	49.881	174.7	13:32:35.724							
8	1:59.473	31.221	38.174	50.078	175.4	13:34:35.197							
9	1:58.131	31.208	37.298	49.625	177.4	13:36:33.328							
10	1:58.774	31.568	37.511	49.695	176.4	13:38:32.102							
11	1:58.122	31.059	37.616	49.447	177.4	13:40:30.224							
12	1:57.889	31.305	37.333	49.251	177.8	13:42:28.113							
13	1:58.580	31.336	37.612	49.632	176.7	13:44:26.693							
14	1:58.365	31.262	37.406	49.697	177.0	13:46:25.058							
<b>7</b> Christopher EL FEGHALI LBN													
Drivex Dallara 326													
1	2:03.812	35.123	38.454	50.235	169.3	13:16:05.128							
2	1:59.158	32.063	37.614	49.481	175.9	13:18:04.286							
3	2:11.663	31.253	40.176	1:00.234	159.2	13:20:15.949							
4	3:33.291 B	59.207	1:03.315	1:30.769	98.2	13:23:49.240							
5	3:31.806	1:08.702	1:01.957	1:21.147	98.9	13:27:21.046							
6	3:08.351	56.311	55.729	1:16.311	111.3	13:30:29.397							
7	1:58.251	31.681	37.613	48.957	177.2	13:32:27.648							
8	1:57.904	31.121	37.483	49.300	177.7	13:34:25.552							
9	1:58.181	31.182	37.511	49.488	177.3	13:36:23.733							
10	1:58.269	31.744	37.387	49.138	177.2	13:38:22.002							
11	1:58.924	31.098	37.684	50.142	176.2	13:40:20.926							
12	1:58.376	31.070	37.750	49.556	177.0	13:42:19.302							
13	2:00.646	32.488	38.619	49.539	173.7	13:44:19.948							
14	1:57.512	31.060	37.370	49.082	178.3	13:46:17.460							
<b>8</b> Alceu FELDMANN BRA													
MP Motorsport Dallara 326													
1	2:04.359	35.128	38.683	50.548	168.5	13:16:05.675							
2	2:00.874	31.812	37.734	51.328	173.4	13:18:06.549							
3	2:11.047	31.476	39.111	1:00.460	159.9	13:20:17.596							
4	3:34.907 B	59.468	1:03.052	1:32.387	97.5	13:23:52.503							
5	3:29.987	1:07.110	1:01.891	1:20.986	99.8	13:27:22.490							
6	3:07.778	56.381	55.549	1:15.848	111.6	13:30:30.268							
7	2:00.268	32.190	37.838	50.240	174.2	13:32:30.536							
8	1:58.284	31.391	37.401	49.492	177.2	13:34:28.820							
9	2:02.174	32.365	38.292	51.517	171.5	13:36:30.994							

# EURO CUP 3



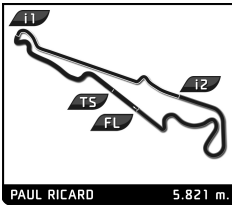
## Eurocup3 ROUND 1 - PAUL RICARD Race 1

### Sector Analysis

Lap under Red Flag    — Invalidated Lap    ■ Personal Best    ■ Session Best    B Crossing the pit lane

Lap	Time	Sector 1	Sector 2	Sector 3	Kph	Elapsed	Lap	Time	Sector 1	Sector 2	Sector 3	Kph	Elapsed
<b>9</b> Thomas STRAUVEN BEL Griffin Core Dallara 326													
1	2:03.823	35.472	38.432	49.919	169.2	13:16:05.139							
2	1:58.647	31.744	37.402	49.501	176.6	13:18:03.786							
3	2:11.643	31.286	39.440	1:00.917	159.2	13:20:15.429							
4	3:32.666 B	59.145	1:03.253	1:30.268	98.5	13:23:48.095							
5	3:32.025	1:09.159	1:02.206	1:20.660	98.8	13:27:20.120							
6	3:08.965	56.443	55.933	1:16.589	110.9	13:30:29.085							
7	1:59.171	31.740	37.765	49.666	175.8	13:32:28.256							
8	1:57.805	31.168	37.198	49.439	177.9	13:34:26.061							
9	1:58.380	31.327	37.538	49.515	177.0	13:36:24.441							
10	1:57.977	31.450	37.355	49.172	177.6	13:38:22.418							
11	1:57.651	31.174	37.091	49.386	178.1	13:40:20.069							
12	1:57.243	30.974	37.245	49.024	178.7	13:42:17.312							
13	1:57.541	31.109	37.387	49.045	178.3	13:44:14.853							
14	1:57.119	30.897	36.890	49.332	178.9	13:46:11.972							
<b>10</b> Enzo TARNVANICHKUL THA Griffin Core Dallara 326													
1	2:03.415	34.287	37.938	51.190	169.8	13:16:04.731							
2	1:57.895	31.191	37.250	49.454	177.7	13:18:02.626							
3	2:10.719	31.085	38.889	1:00.745	160.3	13:20:13.345							
4	3:32.647 B	59.436	1:02.828	1:30.383	98.5	13:23:45.992							
5	3:32.323	1:08.862	1:02.906	1:20.555	98.7	13:27:18.315							
6	3:09.968	56.067	56.430	1:17.471	110.3	13:30:28.283							
7	1:58.523	31.518	37.319	49.686	176.8	13:32:26.806							
8	1:57.448	31.080	37.195	49.173	178.4	13:34:24.254							
9	1:57.730	31.076	37.325	49.329	178.0	13:36:21.984							
10	1:57.555	31.027	37.318	49.210	178.3	13:38:19.539							
11	1:57.452	30.910	37.296	49.246	178.4	13:40:16.991							
12	1:58.024	31.202	37.740	49.082	177.6	13:42:15.015							
13	1:57.796	31.006	37.192	49.598	177.9	13:44:12.811							
14	1:58.629	31.464	37.189	49.976	176.6	13:46:11.440							
<b>11</b> Luca VIISOREANU ROU TC Racing Dallara 326													
1	2:06.214	36.079	39.077	51.058	166.0	13:16:07.530							
2	2:01.256	33.123	37.996	50.137	172.8	13:18:08.786							
3	2:16.609	32.986	42.168	1:01.455	153.4	13:20:25.395							
4	3:48.944 B	1:01.723	1:02.952	1:44.269	91.5	13:24:14.339							
5	3:17.509	55.673	1:01.367	1:20.469	106.1	13:27:31.848							
6	3:04.202	57.613	53.270	1:13.319	113.8	13:30:36.050							
7	1:58.917	31.746	37.612	49.559	176.2	13:32:34.967							
8	1:58.830	31.303	37.814	49.713	176.3	13:34:33.797							
9	1:58.253	31.213	37.584	49.456	177.2	13:36:32.050							
10	1:58.345	31.366	37.471	49.508	177.1	13:38:30.395							
11	1:58.221	31.337	37.614	49.270	177.3	13:40:28.616							
12	1:58.000	31.403	37.472	49.125	177.6	13:42:26.616							
13	1:58.683	31.573	37.731	49.379	176.6	13:44:25.299							
14	1:58.496	31.373	37.441	49.682	176.8	13:46:23.795							
<b>12</b> Gianmarco PRADEL AUS MP Motorsport Dallara 326													
1	2:01.287	33.592	38.184	49.511	172.8	13:16:02.603							
2	1:57.048	30.657	37.163	49.228	179.0	13:17:59.651							
3	2:11.128	30.908	37.743	1:02.477	159.8	13:20:10.779							
4	3:30.452 B	58.448	1:02.701	1:29.303	99.6	13:23:41.231							
5	3:33.295	1:10.418	1:02.963	1:19.914	98.2	13:27:14.526							
6	3:12.577	57.178	56.209	1:19.190	108.8	13:30:27.103							
7	1:57.641	31.367	37.233	49.041	178.1	13:32:24.744							
8	1:57.350	30.952	37.296	49.102	178.6	13:34:22.094							
9	1:57.736	31.352	37.249	49.135	178.0	13:36:19.830							
10	1:57.579	31.200	37.333	49.046	178.2	13:38:17.409							
11	1:57.435	31.114	37.352	48.969	178.4	13:40:14.844							
12	1:56.490	30.773	36.906	48.811	179.9	13:42:11.334							
13	1:57.035	31.094	37.036	48.905	179.1	13:44:08.369							
14	1:56.985	30.944	37.054	48.987	179.1	13:46:05.354							
<b>14</b> Keanu AL AZHARI ARE Hitech Dallara 326													
1	2:07.070	38.689	38.798	49.583	164.9	13:16:08.386							
2	1:58.988	32.031	37.226	49.731	176.1	13:18:07.374							
3	2:12.216	31.668	40.098	1:00.450	158.5	13:20:19.590							
4	3:37.370 B	1:00.287	1:02.234	1:34.849	96.4	13:23:56.960							
5	3:27.575	1:05.374	1:01.802	1:20.399	101.0	13:27:24.535							
6	3:06.843	57.135	54.616	1:15.092	112.2	13:30:31.378							
7	1:58.069	31.865	37.243	48.961	177.5	13:32:29.447							
8	1:57.079	31.178	36.969	48.932	179.0	13:34:26.526							
9	1:57.487	31.113	37.073	49.301	178.4	13:36:24.013							
10	1:57.086	30.950	37.136	49.000	179.0	13:38:21.099							
11	1:56.855	30.898	37.195	48.762	179.3	13:40:17.954							
12	1:56.374	30.713	36.799	48.862	180.1	13:42:14.328							
13	1:56.898	31.085	37.042	48.771	179.3	13:44:11.226							
14	1:56.808	30.704	36.970	49.134	179.4	13:46:08.034							
<b>16</b> Bianca BUSTAMANTE PHL Palou Motorsport Dallara 326													
1	2:09.510	40.485	38.352	50.673	161.8	13:16:10.826							
2	1:59.983	32.203	37.831	49.949	174.7	13:18:10.809							
<b>20</b> Benjamin BECKLEY CRI Tecnicar Dallara 326													
1	2:10.310	39.885	38.499	51.926	160.8	13:16:11.626							
2	2:00.900	32.516	37.885	50.499	173.3	13:18:12.526							
3	2:15.549	32.080	41.111	1:02.358	154.6	13:20:28.075							
4	3:52.683 B	1:02.460	1:02.406	1:47.817	90.1	13:24:20.758							
5	3:13.580	52.145	1:01.376	1:20.059	108.3	13:27:34.338							
6	3:03.680	58.105	52.464	1:13.111	114.1	13:30:38.018							
7	2:02.071	33.246	38.331	50.494	171.7	13:32:40.089							
8	2:01.902	31.782	39.108	51.012	171.9	13:34:41.991							
9	2:00.155	31.940	38.043	50.172	174.4	13:36:42.146							
10	2:00.984	31.961	38.717	50.306	173.2	13:38:43.130							
11	2:00.399	31.939	38.150	50.310	174.1	13:40:43.529							
12	2:01.403	32.313	38.004	51.086	172.6	13:42:44.932							
13	2:01.534	32.054	38.425	51.055	172.4	13:44:46.466							
14	2:00.903	32.142	37.942	50.819	173.3	13:46:47.369							

# EURO CUP 3

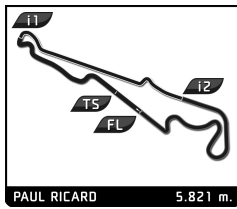


## Eurocup3 ROUND 1 - PAUL RICARD Race 1

### Sector Analysis

Lap	Time	Sector 1	Sector 2	Sector 3	Kph	Elapsed	Lap	Time	Sector 1	Sector 2	Sector 3	Kph	Elapsed	
<div style="display: flex; justify-content: space-between; font-size: small;"> <span>Lap under Red Flag</span> <span>— Invalidated Lap</span> <span>■ Personal Best</span> <span>■ Session Best</span> <span>B Crossing the pit lane</span> </div>														
<b>22</b>	<b>Andrej PETROVIC</b> SRB													
	Tecnicar Dallara 326													
1	2:08.626	39.393	38.637	50.596	162.9	13:16:09.942	4	3:32.491 B	58.808	1:03.169	1:30.514	98.6	13:23:45.330	
2	2:00.143	32.569	37.369	50.205	174.4	13:18:10.085	5	3:32.151	1:08.924	1:03.028	1:20.199	98.8	13:27:17.481	
3	2:13.903	31.816	41.377	1:00.710	156.5	13:20:23.988	6	3:10.541	56.184	56.419	1:17.938	110.0	13:30:28.022	
4	3:44.396 B	1:01.670	1:02.847	1:39.879	93.4	13:24:08.384	7	1:58.157	31.407	37.317	49.433	177.4	13:32:26.179	
5	3:21.576	59.640	1:01.585	1:20.351	104.0	13:27:29.960	8	1:57.503	31.055	37.257	49.191	178.3	13:34:23.682	
6	3:04.119	57.843	53.097	1:13.179	113.8	13:30:34.079	9	1:57.559	31.073	37.176	49.310	178.3	13:36:21.241	
7	1:58.813	31.927	37.509	49.377	176.4	13:32:32.892	10	1:57.798	31.046	37.399	49.353	177.9	13:38:19.039	
8	1:58.728	31.615	37.698	49.415	176.5	13:34:31.620	11	1:57.551	30.992	37.191	49.368	178.3	13:40:16.590	
9	1:58.215	31.200	37.344	49.671	177.3	13:36:29.835	12	1:57.258	31.204	37.155	48.899	178.7	13:42:13.848	
10	1:58.283	31.427	37.343	49.513	177.2	13:38:28.118	13	1:58.877	31.264	37.738	49.875	176.3	13:44:12.725	
11	1:58.258	31.307	37.421	49.530	177.2	13:40:26.376	14	1:57.272	31.110	37.064	49.098	178.7	13:46:09.997	
12	1:58.004	31.429	37.194	49.381	177.6	13:42:24.380								
13	1:58.572	31.550	37.330	49.692	176.7	13:44:22.952								
14	1:58.651	31.453	37.120	50.078	176.6	13:46:21.603								
<b>23</b>	<b>Stefan BOSTANDJIEV</b> BGR													
	Hitech Dallara 326													
1	2:06.115	35.912	38.541	51.662	166.2	13:16:07.431								
2	2:00.979	32.188	36.495	52.296	173.2	13:18:08.410								
3	2:12.754	32.256	40.117	1:00.381	157.9	13:20:21.164								
4	3:41.369 B	1:01.093	1:03.432	1:36.844	94.7	13:24:02.533								
5	3:24.816	1:02.823	1:01.419	1:20.574	102.3	13:27:27.349								
6	3:05.405	58.237	53.023	1:14.145	113.0	13:30:32.754								
7	1:59.095	31.916	37.431	49.748	176.0	13:32:31.849								
8	3:00.809 B	31.990	51.889	1:36.930	115.9	13:35:32.658								
9	2:14.723	47.115	37.725	49.883	155.5	13:37:47.381								
10	1:57.906	31.040	37.515	49.351	177.7	13:39:45.287								
11	1:58.539	31.254	37.647	49.638	176.8	13:41:43.826								
12	1:57.992	31.118	37.657	49.217	177.6	13:43:41.818								
13	1:58.566	31.101	37.837	49.628	176.7	13:45:40.384								
14	1:58.934	30.983	37.709	50.242	176.2	13:47:39.318								
<b>26</b>	<b>Linus LUNDQVIST</b> SWE													
	Double R Dallara 326													
1	2:06.890	37.389	38.451	51.050	165.1	13:16:08.206								
2	2:00.803	32.575	38.281	49.947	173.5	13:18:09.009								
3	2:13.845	32.130	41.185	1:00.530	156.6	13:20:22.854								
4	3:43.292 B	1:01.699	1:03.143	1:38.450	93.8	13:24:06.146								
5	3:22.890	1:01.118	1:01.512	1:20.260	103.3	13:27:29.036								
6	3:04.763	57.944	53.261	1:13.558	113.4	13:30:33.799								
7	1:59.609	32.605	37.499	49.505	175.2	13:32:33.408								
8	1:58.688	31.512	37.643	49.533	176.6	13:34:32.096								
9	1:58.364	31.192	37.458	49.714	177.0	13:36:30.460								
10	1:58.023	31.245	37.278	49.500	177.6	13:38:28.483								
11	1:58.299	31.306	37.506	49.487	177.1	13:40:26.782								
12	1:57.928	31.310	37.359	49.259	177.7	13:42:24.710								
13	1:58.802	31.521	37.319	49.962	176.4	13:44:23.512								
14	1:58.114	31.600	36.815	49.699	177.4	13:46:21.626								
<b>27</b>	<b>Heitor DALL'AGNOL</b> BRA													
	Palou Motorsport Dallara 326													
1	2:02.160	33.912	38.116	50.132	171.5	13:16:03.476								
2	1:58.120	31.102	37.431	49.587	177.4	13:18:01.596								
3	2:11.243	31.091	39.417	1:00.735	159.7	13:20:12.839								
<b>31</b>	<b>Renzo BARBUY</b> ARG													
	TC Racing Dallara 326													
1	2:07.904	37.903	38.613	51.388	163.8	13:16:09.220								
2	2:12.390	43.275	38.718	50.397	158.3	13:18:21.610								
3	2:08.842	33.575	38.625	56.642	162.6	13:20:30.452								
4	3:51.417 B	1:01.305	1:01.768	1:48.344	90.6	13:24:21.869								
5	3:12.844	51.670	1:01.098	1:20.076	108.7	13:27:34.713								
6	3:03.826	58.534	52.639	1:12.653	114.0	13:30:38.539								
7	1:59.779	32.124	37.877	49.778	175.0	13:32:38.318								
8	2:00.148	31.714	38.312	50.122	174.4	13:34:38.466								
9	1:59.144	31.418	38.007	49.719	175.9	13:36:37.610								
10	1:59.460	31.555	38.151	49.754	175.4	13:38:37.070								
11	1:59.316	31.421	38.093	49.802	175.6	13:40:36.386								
12	1:59.814	31.780	38.098	49.936	174.9	13:42:36.200								
13	1:59.534	31.489	38.144	49.901	175.3	13:44:35.734								
14	1:59.490	31.630	37.942	49.918	175.4	13:46:35.224								
<b>33</b>	<b>Rafael PERARD</b> FRA													
	Palou Motorsport Dallara 326													
1	2:01.849	33.251	38.512	50.086	172.0	13:16:03.165								
2	1:57.771	30.898	37.506	49.367	177.9	13:18:00.936								
3	2:10.520	30.855	37.554	1:02.111	160.6	13:20:11.456								
4	3:31.663 B	58.843	1:02.277	1:30.543	99.0	13:23:43.119								
5	3:32.041	1:09.777	1:02.704	1:19.560	98.8	13:27:15.160								
6	3:12.324	57.412	55.786	1:19.126	109.0	13:30:27.484								
7	1:58.166	31.562	37.377	49.227	177.3	13:32:25.650								
8	1:57.355	30.815	37.436	49.104	178.6	13:34:23.005								
9	1:57.776	31.215	37.132	49.429	177.9	13:36:20.781								
10	1:57.653	30.940	37.404	49.309	178.1	13:38:18.434								
11	1:57.651	31.053	37.428	49.170	178.1	13:40:16.085								
12	1:57.143	30.825	37.177	49.141	178.9	13:42:13.228								
13	1:57.315	31.015	37.386	48.914	178.6	13:44:10.543								
14	1:56.857	30.750	37.079	49.028	179.3	13:46:07.400								
<b>37</b>	<b>Filippo FIORENTINO</b> BRA													
	Drivex Dallara 326													
1	2:05.784	35.788	38.451	51.545	166.6	13:16:07.100								
2	1:59.766	32.039	37.512	50.215	175.0	13:18:06.866								
3	2:11.338	31.576	39.513	1:00.249	159.6	13:20:18.204								
4	3:35.943 B	59.577	1:02.772	1:33.594	97.0	13:23:54.147								
5	3:29.259	1:06.411	1:01.654	1:21.194	100.1	13:27:23.406								
6	3:07.213	56.196	55.489	1:15.528	111.9	13:30:30.619								
7	1:59.459	32.127	36.454	50.878	175.4	13:32:30.078								
8	1:57.845	31.142	37.245	49.458	177.8	13:34:27.923								
9	1:57.766	31.210	37.147	49.409	177.9	13:36:25.689								

# EURO CUP 3

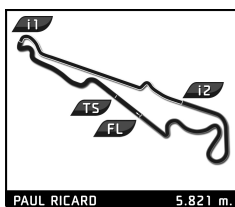


## Eurocup3 ROUND 1 - PAUL RICARD Race 1

### Sector Analysis

Lap under Red Flag    — Invalidated Lap    ■ Personal Best    ■ Session Best    B Crossing the pit lane

Lap	Time	Sector 1	Sector 2	Sector 3	Kph	Elapsed	Lap	Time	Sector 1	Sector 2	Sector 3	Kph	Elapsed
<b>39</b> Santino PANETTA ARG Hitech Dallara 326													
1	2:02.859	34.695	37.903	50.261	170.6	13:16:04.175							
2	1:58.925	<b>31.021</b>	37.599	50.305	176.2	13:18:03.100							
3	2:11.560	31.141	39.278	1:01.141	159.3	13:20:14.660							
4	3:32.049B	59.085	1:03.522	1:29.442	98.8	13:23:46.709							
5	3:32.793	1:09.468	1:02.892	1:20.433	98.5	13:27:19.502							
6	3:09.233	56.137	56.288	1:16.808	110.7	13:30:28.735							
7	1:58.576	31.587	37.591	49.398	176.7	13:32:27.311							
8	1:57.545	31.113	37.200	49.232	178.3	13:34:24.856							
9	1:57.846	31.128	37.308	49.410	177.8	13:36:22.702							
10	1:57.793	31.166	37.395	49.232	177.9	13:38:20.495							
11	1:58.358	31.190	37.905	49.263	177.1	13:40:18.853							
12	1:57.485	31.125	37.282	<b>49.078</b>	178.4	13:42:16.338							
13	<b>1:57.405</b>	31.125	<b>37.175</b>	49.105	178.5	13:44:13.743							
14	1:57.851	31.059	37.288	49.504	177.8	13:46:11.594							
<b>41</b> Alex POWELL USA Griffin Core Dallara 326													
1	1:59.535	32.189	37.740	49.606	175.3	13:16:00.851							
2	1:57.244	30.905	37.194	49.145	178.7	13:17:58.095							
3	2:11.292	30.983	37.615	1:02.694	159.6	13:20:09.387							
4	3:28.993B	58.041	1:03.101	1:27.851	100.3	13:23:38.380							
5	3:34.576	1:11.350	1:02.971	1:20.255	97.7	13:27:12.956							
6	3:13.288	57.239	56.403	1:19.646	108.4	13:30:26.244							
7	1:57.449	31.328	37.126	48.995	178.4	13:32:23.693							
8	1:57.795	30.956	37.171	49.668	177.9	13:34:21.488							
9	1:57.471	31.179	37.135	49.157	178.4	13:36:18.959							
10	1:57.322	31.013	37.204	49.105	178.6	13:38:16.281							
11	1:56.850	<b>30.735</b>	37.139	48.976	179.3	13:40:13.131							
12	1:57.073	30.900	37.184	48.989	179.0	13:42:10.204							
13	1:57.200	30.986	37.282	48.932	178.8	13:44:07.404							
14	<b>1:56.784</b>	30.857	<b>37.012</b>	<b>48.915</b>	179.4	13:46:04.188							
<b>44</b> Rayan CARETTI FRA GRS Dallara 326													
1	2:06.420	37.348	38.327	50.745	165.8	13:16:07.736							
2	1:59.773	31.855	37.887	50.031	175.0	13:18:07.509							
3	2:12.718	32.092	40.424	1:00.202	157.9	13:20:20.227							
4	3:38.983B	1:00.499	1:02.319	1:36.165	95.7	13:23:59.210							
5	3:26.620	1:04.479	1:01.285	1:20.856	101.4	13:27:25.830							
6	3:05.888	56.945	54.299	1:14.644	112.7	13:30:31.718							
7	1:59.408	31.805	37.903	49.700	175.5	13:32:31.126							
8	1:57.960	31.492	37.317	49.151	177.7	13:34:29.086							
9	1:59.025	32.166	37.734	49.125	176.1	13:36:28.111							
10	<b>1:56.910</b>	<b>30.711</b>	37.183	49.016	179.2	13:38:25.021							
11	1:57.090	30.904	<b>36.869</b>	49.317	179.0	13:40:22.111							
12	1:57.414	31.191	37.239	<b>48.984</b>	178.5	13:42:19.525							
13	1:59.703	32.492	38.040	49.171	175.1	13:44:19.228							
14	1:57.569	31.069	37.344	49.156	178.2	13:46:16.797							
<b>48</b> James EGOZI USA Palou Motorsport Dallara 326													
1	1:59.054	32.433	37.548	49.073	176.0	13:16:00.370							
2	1:57.169	30.836	37.233	49.100	178.8	13:17:57.539							
3	2:10.430	30.908	37.347	1:02.175	160.7	13:20:07.969							
4	3:28.589B	58.712	1:03.118	1:26.759	100.5	13:23:36.558							
5	3:35.656	1:12.282	1:03.163	1:20.211	97.2	13:27:12.214							
6	3:13.556	57.026	56.703	1:19.827	108.3	13:30:25.770							
7	1:57.421	31.301	36.973	49.147	178.5	13:32:23.191							
8	1:58.128	30.955	37.503	49.670	177.4	13:34:21.319							
9	1:57.104	30.972	37.075	49.057	178.9	13:36:18.423							
10	1:57.052	30.782	37.256	49.014	179.0	13:38:15.475							
11	<b>1:56.603</b>	30.787	<b>36.872</b>	48.944	179.7	13:40:12.078							
12	1:56.885	30.819	37.240	48.826	179.3	13:42:08.963							
13	1:56.869	30.926	37.209	<b>48.734</b>	179.3	13:44:05.832							
14	1:57.010	<b>30.774</b>	37.262	48.974	179.1	13:46:02.842							
<b>70</b> Andre RODRIGUEZ USA GRS Dallara 326													
1	2:09.321	38.399	39.718	51.204	162.0	13:16:10.637							
2	2:00.588	32.754	37.877	49.957	173.8	13:18:11.225							
3	2:15.384	31.450	41.392	1:02.542	154.8	13:20:26.609							
4	3:49.871B	1:01.789	1:03.025	1:45.057	91.2	13:24:16.480							
5	3:16.272	54.773	1:01.008	1:20.491	106.8	13:27:32.752							
6	3:03.749	57.875	52.775	1:13.099	114.0	13:30:36.501							
7	1:59.756	32.209	37.670	49.877	175.0	13:32:36.257							
8	1:59.570	31.730	37.983	49.857	175.3	13:34:35.827							
9	1:58.316	31.319	<b>37.412</b>	49.585	177.1	13:36:34.143							
10	1:58.565	31.439	37.582	49.544	176.7	13:38:32.708							
11	<b>1:58.253</b>	<b>31.155</b>	37.442	49.656	177.2	13:40:30.961							
12	1:58.282	31.349	37.522	<b>49.411</b>	177.2	13:42:29.243							
13	1:58.632	31.392	37.659	49.581	176.6	13:44:27.875							
14	<b>1:58.857</b>	<b>31.632</b>	37.520	49.705	176.3	13:46:26.732							
<b>77</b> Bart HARRISON GBR Double R Dallara 326													
1	2:05.633	36.650	38.556	50.427	166.8	13:16:06.949							
2	<b>1:59.988</b>	31.920	37.843	<b>50.225</b>	174.6	13:18:06.937							
3	<b>2:11.841</b>	<b>32.053</b>	39.585	1:00.203	158.9	13:20:18.778							
4	3:36.947B	1:00.069	1:02.414	1:34.464	96.6	13:23:55.725							
5	3:28.360	1:05.869	1:01.583	1:20.908	100.6	13:27:24.085							
6	3:06.993	56.710	54.969	1:15.314	112.1	13:30:31.078							
7	1:59.813	31.955	37.930	49.928	174.9	13:32:30.891							
8	1:58.800	31.391	37.318	50.091	176.4	13:34:29.691							
9	1:59.783	31.890	38.326	49.567	174.9	13:36:29.474							
10	1:58.035	31.198	37.357	49.480	177.5	13:38:27.509							
11	1:58.414	31.363	37.438	49.613	177.0	13:40:25.923							
12	1:57.927	31.277	37.234	49.416	177.7	13:42:23.850							
13	1:58.249	31.556	37.393	<b>49.300</b>	177.2	13:44:22.099							
14	<b>1:57.604</b>	<b>31.122</b>	<b>37.080</b>	49.402	178.2	13:46:19.703							
<b>84</b> Genaro TRAPPA ARG Hitech Dallara 326													
1	2:05.463	35.467	39.020	<b>50.976</b>	167.0	13:16:06.779							



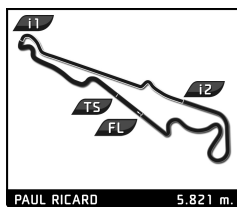
## Eurocup3 ROUND 1 - PAUL RICARD Race 1

### Sector Analysis

■ Lap under Red Flag   
 — Invalidated Lap   
 ■ Personal Best   
 ■ Session Best   
 **B** Crossing the pit lane

Lap	Time	Sector 1	Sector 2	Sector 3	Kph	Elapsed	Lap	Time	Sector 1	Sector 2	Sector 3	Kph	Elapsed	
<b>91</b>	<b>Lorenzo CAMPOS</b>						AGO							
	Double R						Dallara 326							
1	2:06.566	37.026	38.262	51.278	165.6	13:16:07.882								
2	2:00.325	32.240	37.825	50.260	174.2	13:18:08.207								
3	2:12.270	32.012	40.054	1:00.204	158.4	13:20:20.477								
4	3:40.880 <b>B</b>	1:00.883	1:02.662	1:37.335	94.9	13:24:01.357								
5	3:25.093	1:03.041	1:01.408	1:20.644	102.2	13:27:26.450								
6	3:05.742	57.198	54.132	1:14.412	112.8	13:30:32.192								
7	1:59.599	31.726	37.826	50.047	175.2	13:32:31.791								
8	1:58.405	31.537	37.503	<b>49.365</b>	177.0	13:34:30.196								
9	1:58.672	31.676	37.625	49.371	176.6	13:36:28.868								
10	1:58.348	31.316	37.554	49.478	177.1	13:38:27.216								
11	1:58.162	<b>31.146</b>	37.581	49.435	177.3	13:40:25.378								
12	<b>1:58.145</b>	31.282	<b>37.385</b>	49.478	177.4	13:42:23.523								
13	1:59.677	31.588	37.847	50.242	175.1	13:44:23.200								
14	1:58.943	31.513	37.694	49.736	176.2	13:46:22.143								
<b>99</b>	<b>René LAMMERS</b>						NLD							
	MP Motorsport						Dallara 326							
1	1:58.357	31.150	38.028	49.179	177.1	13:15:59.673								
2	1:57.591	30.915	37.316	49.360	178.2	13:17:57.264								
3	2:08.852	<b>30.749</b>	37.305	1:00.798	162.6	13:20:06.116								
4	3:29.294 <b>B</b>	59.809	1:03.228	1:26.257	100.1	13:23:35.410								
5	3:36.194	1:12.764	1:03.275	1:20.155	96.9	13:27:11.604								
6	3:13.716	56.550	57.427	1:19.739	108.2	13:30:25.320								
7	1:57.485	31.173	37.303	49.009	178.4	13:32:22.805								
8	1:58.036	30.956	37.476	49.604	177.5	13:34:20.841								
9	1:57.076	30.959	<b>37.148</b>	48.969	179.0	13:36:17.917								
10	1:57.072	30.780	37.294	48.998	179.0	13:38:14.989								
11	1:57.428	30.805	37.669	48.954	178.5	13:40:12.417								
12	<b>1:57.045</b>	30.956	37.186	<b>48.903</b>	179.0	13:42:09.462								
13	1:57.272	30.928	37.402	48.942	178.7	13:44:06.734								
14	1:57.326	30.779	37.257	49.290	178.6	13:46:04.060								

# EURO CUP 3



## Eurocup3 ROUND 1 - PAUL RICARD Race 1

### Track Limits Analysis

No	Driver	Team	T.L. Nr	Camera	Lap	Time
3	Edouard BORGNA	Drivex	1	Turn 2	8	13:32:51.518
3	Edouard BORGNA	Drivex	2	Turn 11	10	13:37:59.505
						<b>Total Infractions:</b> <input type="text" value="2"/>
6	Stylianios KOLOVOS	Drivex	1	Turn 5	8	13:33:07.663
6	Stylianios KOLOVOS	Drivex	2	Turn 11	9	13:35:58.974
6	Stylianios KOLOVOS	Drivex	3	Turn 5	11	13:39:03.616
						<b>Total Infractions:</b> <input type="text" value="3"/>
7	Chistopher EL FEGHALI	Drivex	1	Turn 10	11	13:39:40.107
7	Chistopher EL FEGHALI	Drivex	2	Turn 2	13	13:42:34.198
						<b>Total Infractions:</b> <input type="text" value="2"/>
9	Thomas STRAUVEN	Griffin Core	1	Turn 10	7	13:31:47.713
						<b>Total Infractions:</b> <input type="text" value="1"/>
11	Luca VIISOREANU	TC Racing	1	Turn 5	3	13:18:41.870
						<b>Total Infractions:</b> <input type="text" value="1"/>
20	Benjamin BECKLEY	Tecnicar	1	Turn 2	14	13:45:01.185
						<b>Total Infractions:</b> <input type="text" value="1"/>
23	Stefan BOSTANDJIEV	Hitech	1	Turn 5	2	13:16:39.772
						<b>Total Infractions:</b> <input type="text" value="1"/>
37	Filippo FIORENTINO	Drivex	1	Turn 5	3	13:18:39.135
37	Filippo FIORENTINO	Drivex	2	Turn 2	9	13:34:42.403
						<b>Total Infractions:</b> <input type="text" value="2"/>
70	Andre RODRIGUEZ	GRS	1	Turn 5	14	13:44:59.075
						<b>Total Infractions:</b> <input type="text" value="1"/>
77	Bart HARRISON	Double R	1	Turn 10	2	13:17:25.847
77	Bart HARRISON	Double R	2	Turn 2	3	13:18:21.985
						<b>Total Infractions:</b> <input type="text" value="2"/>

TOTAL TRACK LIMITS: 16

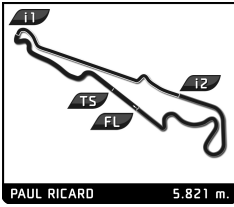
Published at: .....13:50.....

Track Limits Operator:

Daphne FERNÁNDEZ  
OD-1537-ESP-CAT

DAPHNE FERNANDEZ OD-1537-ESP-CAT

# EURO CUP 3



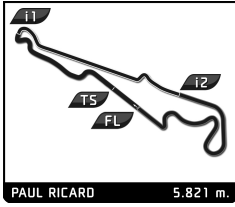
## Eurocup3 ROUND 1 - PAUL RICARD Race 1

### Provisional Race Director Report

Hour	Flag	Message
12:54:14		E3 R1 - PIT LANE WILL BE OPEN AT 13:00 TBC
12:54:22		E3 R1 - PIT LANE WILL BE OPEN AT 13:00 TBC
12:58:19		E3 R1 - PIT LANE WILL BE OPEN AT 13:00 CONFIRMED
13:00:00		PIT LANE OPEN
13:05:00		5 MINUTES BOARD
13:07:01		3 MINUTES BOARD
13:09:00		1 MINUTE BOARD
13:09:45		15 SECONDS BOARD
13:10:02		GREEN FLAG - FORMATION LAP
13:14:20		STARTING PROCEDURE UNDER INVESTIGATION
13:16:31	YF	YELLOW FLAG AT TURN 1/2
13:16:36	GF	GREEN FLAG
13:17:19		INCIDENT INVOLVING CAR #31 ON T2 NOTED
13:18:10	YF	YELLOW FLAG AT TURN FIN
13:18:18	YF	YELLOW FLAG AT TURN FIN,15
13:18:22	YF	YELLOW FLAG AT TURN 15
13:18:57	SF	SAFETY CAR
13:19:57		CAR #16 IN GRAVEL BED AT TURN 5
13:21:23		SAFETY CAR & CONVOY THROUGH PIT LANE
13:28:28		SAFETY CAR IN THIS LAP
13:29:33	GF	GREEN FLAG
13:30:05	GF	GREEN FLAG
13:30:46		SC PROCEDURE UNDER INVESTIGATION
13:31:23		SC PROCEDURE AFTER INVESTIGATION - NFA
13:31:28		STARTING PROCEDURE WILL BE INVESTIGATED AFTER THE SESSION
13:33:45	YF	YELLOW FLAG AT TURN 8/9
13:33:53	GF	GREEN FLAG
13:34:36		INCIDENT INVOLVING CAR #37 ON T8 - FAILED TO FOLLOW RD INSTRUCTIONS NOTED
13:35:02		DEBRIS ON TRACK T9 - OUT OF RACING LINE
13:36:19		TRACK IS CLEAR - T9
13:40:03		INCIDENT INVOLVING CARS #16 ON T5 NOTED
13:40:14		INCIDENT INVOLVING CARS #84 ON T15 NOTED
13:41:17		INCIDENT INVOLVING CARS #7 #9 ON T11 NOTED
13:44:11		INCIDENT INVOLVING CARS #7 #43 ON T8 NOTED
13:44:35		INCIDENT INVOLVING CARS #7 #44 ON T8 NOTED CORRECTION
13:46:01		CHEQUERED FLAG
13:46:40		TOP 3 OVERALL PROCEED TO THE PODIUM AREA - CARS #48 #99 #41
13:47:20		CARS & DRIVERS #48 #99 #41 #14 STAY ON PODIUM AREA FOR POSTERIOR SCRUTINEERING

Published at: ...13:50.....

<b>Race Director:</b> Luis GONZÁLEZ  	<b>Timekeeper:</b> Alberto ESTÉBANEZ  
---	--

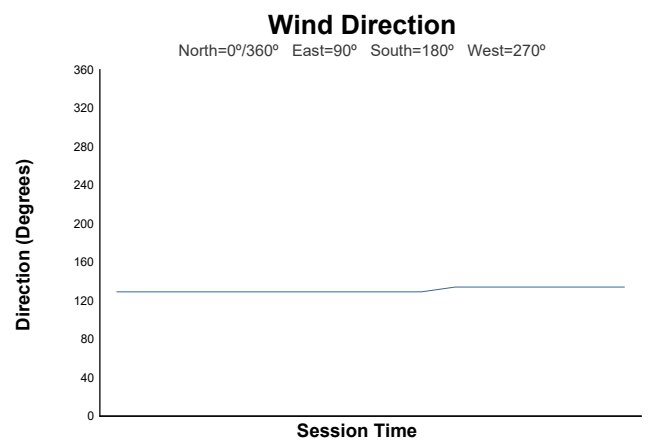
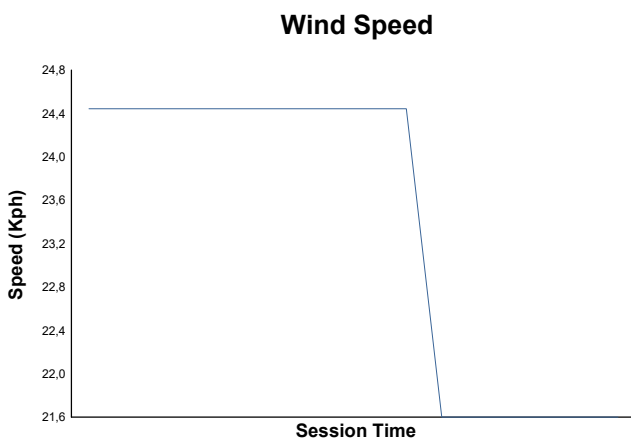
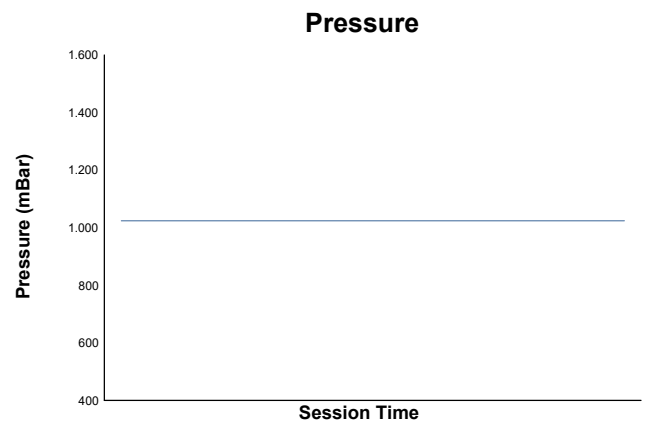
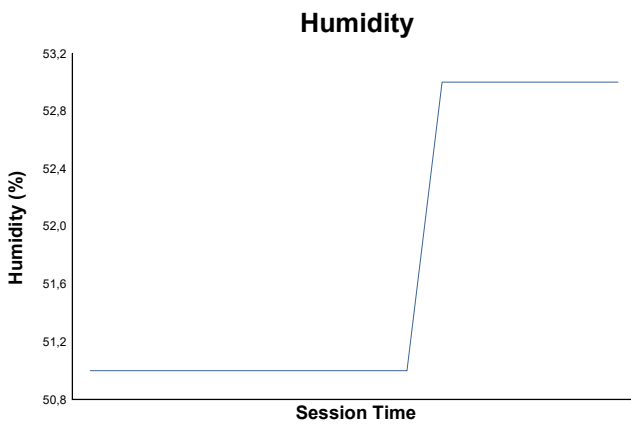
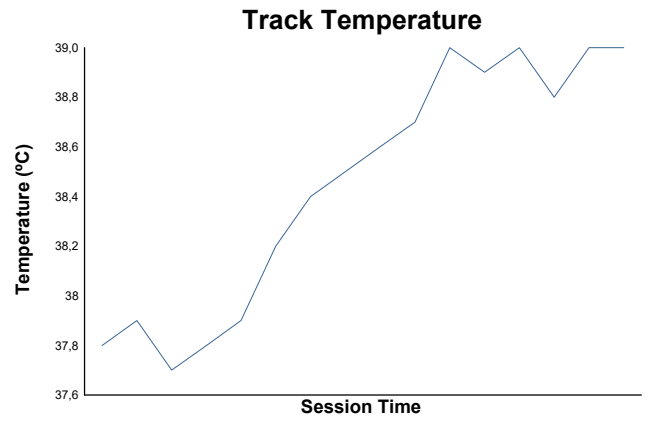
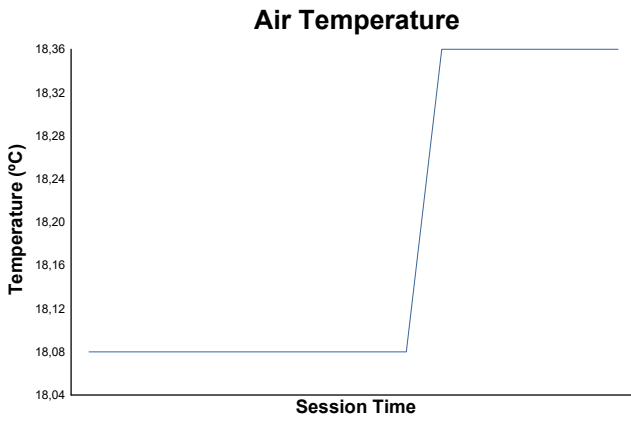


## ROUND 1 - PAUL RICARD

Eurocup3

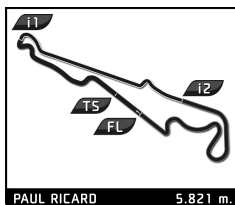
Race 1

### Weather Report



Track Status: **DRY**

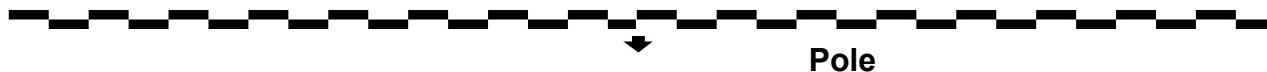
# EURO CUP 3



## Eurocup3 ROUND 1 - PAUL RICARD Sprint Race (20 Minutes +1 Lap)

### Final Starting Grid

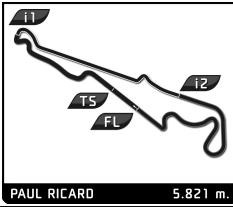
NO TIME Patrick HEUZENROEDER	Griffin Core	5	- 15 -	20	Tecnicar	1:58.838 Benjamin BECKLEY
1:58.174 Renzo BARBUY	TC Racing	31	- 14 -	3	Drivex	1:57.675 Edouard BORGNA
1:57.547 Andre RODRIGUEZ	GRS	70	- 13 -	16	Palou Motorsport	1:57.514 Bianca BUSTAMANTE
1:57.259 Stylianios KOLOVOS	Drivex	6	- 12 -	44	GRS	1:57.122 Rayan CARETTI
1:56.787 Andrej PETROVIC	Tecnicar	22	- 11 -	91	Double R	1:56.704 Lorenzo CAMPOS
1:56.473 Bart HARRISON	Double R	77	- 10 -	11	TC Racing	1:56.412 Luca VIISOREANU
1:56.383 Linus LUNDQVIST	Double R	26	- 9 -	2	Tecnicar	1:56.287 Kacper SZTUKA
1:56.279 Genaro TRAPPA	Hitech	84	- 8 -	23	Hitech	1:56.113 Stefan BOSTANDJIEV
1:56.108 Thomas STRAUVEN	Griffin Core	9	- 7 -	37	Drivex	1:56.099 Filippo FIORENTINO
1:55.184 Keanu AL AZHARI	Hitech	14	- 6 -	99	MP Motorsport	1:55.188 René LAMMERS
1:55.291 James EGOZI	Palou Motorsport	48	- 5 -	41	Griffin Core	1:55.448 Alex POWELL
1:55.461 Ean EYCKMANS	MP Motorsport	4	- 4 -	33	Palou Motorsport	1:55.625 Rafael PERARD
1:55.724 Heitor DALL'AGNOL	Palou Motorsport	27	- 3 -	12	MP Motorsport	1:55.841 Gianmarco PRADEL
1:55.999 Santino PANETTA	Hitech	39	- 2 -	8	MP Motorsport	1:56.038 Alceu FELDMANN
1:56.052 Christopher EL FEGHALI	Drivex	7	- 1 -	10	Griffin Core	1:56.084 Enzo TARNVANICHKUL



Published at .....9:00.....

 Mr. Pedro Vilches Chair of the Stewards	 Mr. Juan Font Steward	 Mr. Serge Cerland Steward	Timekeeper: Alberto ESTÉBANEZ 
--	------------------------------	----------------------------------	--------------------------------------

# EURO CUP 3



## Eurocup3 ROUND 1 - PAUL RICARD Sprint Race (20 Minutes + 1 Lap)

### Final Classification

No	Driver	Nat	Team	Car	Cl.	Laps	Total Time	Gap	Kph	Best Lap		
										Lap	Time	Kph
1	7 Christopher EL FEGHALI	LBN	Drivex	Dallara 326	R	11	<b>23:34.331</b>	-	163.0	4	<b>1:56.186</b>	180.4
2	10 Enzo TARNVANICHKUL	THA	Griffin Core	Dallara 326		11	<b>23:35.274</b>	+0.943	162.9	6	<b>1:56.349</b>	180.1
3	48 James EGOZI	USA	Palou Motorsport	Dallara 326		11	<b>23:35.891</b>	+1.560	162.8	5	<b>1:56.095</b>	180.5
4	4 Ean EYCKMANS	BEL	MP Motorsport	Dallara 326	R	11	<b>23:36.495</b>	+2.164	162.7	6	<b>1:56.238</b>	180.3
5	12 Gianmarco PRADEL	AUS	MP Motorsport	Dallara 326		11	<b>23:37.425</b>	+3.094	162.6	4	<b>1:56.382</b>	180.1
6	27 Heitor DALL'AGNOL	BRA	Palou Motorsport	Dallara 326	R	11	<b>23:38.337</b>	+4.006	162.5	5	<b>1:56.926</b>	179.2
7	14 Keanu AL AZHARI	ARE	Hitech	Dallara 326		11	<b>23:38.769</b>	+4.438	162.5	11	<b>1:56.393</b>	180.0
8	9 Thomas STRAUVEN	BEL	Griffin Core	Dallara 326	R	11	<b>23:40.592</b>	+6.261	162.3	4	<b>1:57.055</b>	179.0
9	41 Alex POWELL	USA	Griffin Core	Dallara 326	R	11	<b>23:40.922</b>	+6.591	162.2	3	<b>1:56.392</b>	180.0
10	37 Filippo FIORENTINO	BRA	Drivex	Dallara 326	R	11	<b>23:44.295</b>	+9.964	161.8	3	<b>1:57.666</b>	178.1
11	39 Santino PANETTA	ARG	Hitech	Dallara 326	R	11	<b>23:44.881</b>	+10.550	161.8	6	<b>1:57.386</b>	178.5
12	2 Kacper SZTUKA	POL	Tecnicar	Dallara 326		11	<b>23:45.102</b>	+10.771	161.8	6	<b>1:56.584</b>	179.7
13	5 Patrick HEUZENROEDER	AUS	Griffin Core	Dallara 326		11	<b>23:45.364</b>	+11.033	161.7	5	<b>1:57.520</b>	178.3
14	77 Bart HARRISON	GBR	Double R	Dallara 326	R	11	<b>23:46.307</b>	+11.976	161.6	6	<b>1:58.344</b>	177.1
15	26 Linus LUNDQVIST	SWE	Double R	Dallara 326		11	<b>23:46.488</b>	+12.157	161.6	6	<b>1:57.556</b>	178.3
16	22 Andrej PETROVIC	SRB	Tecnicar	Dallara 326	R	11	<b>23:47.051</b>	+12.720	161.5	5	<b>1:57.733</b>	178.0
17	70 Andre RODRIGUEZ	USA	GRS	Dallara 326	R	11	<b>23:47.669</b>	+13.338	161.5	5	<b>1:57.947</b>	177.7
18	16 Bianca BUSTAMANTE	PHL	Palou Motorsport	Dallara 326		11	<b>23:48.894</b>	+14.563	161.3	5	<b>1:57.851</b>	177.8
19	91 Lorenzo CAMPOS	AGO	Double R	Dallara 326	R	11	<b>23:49.273</b>	+14.942	161.3	6	<b>1:58.233</b>	177.2
20	3 Edouard BORGNA	FRA	Drivex	Dallara 326		11	<b>23:49.916</b>	+15.585	161.2	6	<b>1:59.036</b>	176.0
21	33 Rafael PERARD	FRA	Palou Motorsport	Dallara 326	R	11	<b>23:51.671</b>	+17.340	161.0	5	<b>1:56.347</b>	180.1
22	20 Benjamin BECKLEY	CRI	Tecnicar	Dallara 326	R	11	<b>23:52.035</b>	+17.704	161.0	4	<b>1:59.880</b>	174.8
23	31 Renzo BARBUY	ARG	TC Racing	Dallara 326	R	11	<b>23:55.520</b>	+21.189	160.6	6	<b>1:58.645</b>	176.6
24	99 René LAMMERS	NLD	MP Motorsport	Dallara 326	R	11	<b>23:57.122</b>	+22.791	160.4	5	<b>1:56.433</b>	180.0
25	11 Luca VIISOREANU	ROU	TC Racing	Dallara 326	R	11	<b>24:00.597</b>	+26.266	160.0	3	<b>1:57.672</b>	178.1
26	23 Stefan BOSTANDJIEV	BGR	Hitech	Dallara 326		11	<b>24:25.792</b>	+51.461	157.3	5	<b>1:58.377</b>	177.0
27	84 Genaro TRAPPA	ARG	Hitech	Dallara 326	R	10	<b>21:45.334</b>	1 Lap	160.5	3	<b>1:57.870</b>	177.8
<b>Not classified</b>												
8	Alceu FELDMANN	BRA	MP Motorsport	Dallara 326		6	<b>11:45.579</b>			3	<b>1:56.445</b>	180.0
44	Rayan CARETTI	FRA	GRS	Dallara 326	R	6	<b>13:13.478</b>			4	<b>1:57.286</b>	178.7
6	Stylianos KOLOVOS	GRC	Drivex	Dallara 326	R	5	<b>12:11.726</b>			4	<b>2:07.302</b>	164.6

<b>Pole Position:</b>	Enzo TARNVANICHKUL	<b>1:56.084</b>	180.5 Kph
<b>Fastest Lap:</b>	Lap5 James EGOZI	<b>1:56.095</b>	180.5 Kph

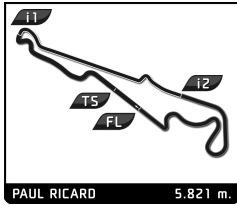
CAR #33 - TIME PENALTY OF 10 SECONDS - STEWARDS DECISION N°17  
 CAR #99 - TIME PENALTY OF 10 SECONDS - STEWARDS DECISION N°18  
 CAR #11 - TIME PENALTY OF 10 SECONDS - STEWARDS DECISION N°19  
 CAR #31 - TIME PENALTY OF 5 SECONDS - STEWARDS DECISION N°22  
 CAR #23 - TIME PENALTY OF 30 SECONDS - STEWARDS DECISION N°25  
 CAR #23 - TIME PENALTY OF 10 SECONDS - STEWARDS DECISION N°26  
 CAR #23 - DELETION LAPTIME OF LAP 6 - STEWARDS DECISION N°27

Published at: .....11:40.....

Track Status: **DRY**

 Mr. Pedro Vilches Chair of the Stewards	 Mr. Juan Font Steward	 Mr. Serge Cerland Steward	<b>Timekeeper:</b> Alberto ESTÉBANEZ 
--	------------------------------	----------------------------------	---

# EURO CUP 3



## Eurocup3 ROUND 1 - PAUL RICARD Sprint Race (20 Minutes +1 Lap)

### Final Classification by Class

R	No	Driver	Nat	Team	Car	Laps	Total Time	Gap	Kph	Best Lap		
										Lap	Time	Kph
1	7	Christopher EL FEGHALI	LBN	Drivex	Dallara 326	11	23:34.331		163.0	4	1:56.186	180.4
2	4	Ean EYCKMANS	BEL	MP Motorsport	Dallara 326	11	23:36.495	+2.164	162.7	6	1:56.238	180.3
3	27	Heitor DALL'AGNOL	BRA	Palou Motorsport	Dallara 326	11	23:38.337	+4.006	162.5	5	1:56.926	179.2
4	9	Thomas STRAUVEN	BEL	Griffin Core	Dallara 326	11	23:40.592	+6.261	162.3	4	1:57.055	179.0
5	41	Alex POWELL	USA	Griffin Core	Dallara 326	11	23:40.922	+6.591	162.2	3	1:56.392	180.0
6	37	Filippo FIORENTINO	BRA	Drivex	Dallara 326	11	23:44.295	+9.964	161.8	3	1:57.666	178.1
7	39	Santino PANETTA	ARG	Hitech	Dallara 326	11	23:44.881	+10.550	161.8	6	1:57.386	178.5
8	77	Bart HARRISON	GBR	Double R	Dallara 326	11	23:46.307	+11.976	161.6	6	1:58.344	177.1
9	22	Andrej PETROVIC	SRB	Tecnicar	Dallara 326	11	23:47.051	+12.720	161.5	5	1:57.733	178.0
10	70	Andre RODRIGUEZ	USA	GRS	Dallara 326	11	23:47.669	+13.338	161.5	5	1:57.947	177.7
11	91	Lorenzo CAMPOS	AGO	Double R	Dallara 326	11	23:49.273	+14.942	161.3	6	1:58.233	177.2
12	33	Rafael PERARD	FRA	Palou Motorsport	Dallara 326	11	23:51.671	+17.340	161.0	5	1:56.347	180.1
13	20	Benjamin BECKLEY	CRI	Tecnicar	Dallara 326	11	23:52.035	+17.704	161.0	4	1:59.880	174.8
14	31	Renzo BARBUY	ARG	TC Racing	Dallara 326	11	23:55.520	+21.189	160.6	6	1:58.645	176.6
15	99	René LAMMERS	NLD	MP Motorsport	Dallara 326	11	23:57.122	+22.791	160.4	5	1:56.433	180.0
16	11	Luca VIISOREANU	ROU	TC Racing	Dallara 326	11	24:00.597	+26.266	160.0	3	1:57.672	178.1
17	84	Genaro TRAPPA	ARG	Hitech	Dallara 326	10	21:45.334	1 Lap	160.5	3	1:57.870	177.8
<b>Not classified</b>												
	44	Rayan CARETTI	FRA	GRS	Dallara 326	6	13:13.478	5 Laps		4	1:57.286	178.7
	6	Stylianos KOLOVOS	GRC	Drivex	Dallara 326	5	12:11.726	6 Laps		4	2:07.302	164.6

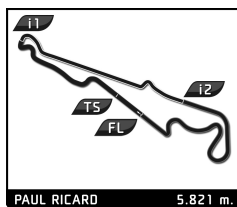
CAR #33 - TIME PENALTY OF 10 SECONDS - STEWARDS DECISION N°17  
 CAR #99 - TIME PENALTY OF 10 SECONDS - STEWARDS DECISION N°18  
 CAR #11 - TIME PENALTY OF 10 SECONDS - STEWARDS DECISION N°19  
 CAR #31 - TIME PENALTY OF 5 SECONDS - STEWARDS DECISION N°22  
 CAR #23 - TIME PENALTY OF 30 SECONDS - STEWARDS DECISION N°25  
 CAR #23 - TIME PENALTY OF 10 SECONDS - STEWARDS DECISION N°26  
 CAR #23 - DELETION LAPTIME OF LAP 6 - STEWARDS DECISION N°27

Published at: .....11:40.....

Track Status: **DRY**

 Mr. Pedro Vilches Chair of the Stewards	 Mr. Juan Font Steward	 Mr. Serge Cerland Steward	<b>Timekeeper:</b> Alberto ESTÉBANEZ	
--	------------------------------	----------------------------------	---	--

# EURO CUP 3

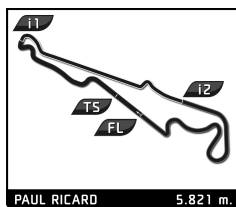


## Eurocup3 ROUND 1 - PAUL RICARD Sprint Race

### Best Sector Times

Sector 1			Sector 2			Sector 3			Ideal Lap	Best Lap				
Pos	No	Driver	Time	No	Driver	Time	No	Driver						
1	41	A.POWELL	30.553	23	S.BOSTANDJIEV	34.787	4	E.EYCKMANS	48.359	1	23	S.BOSTANDJIEV	1:55.080	1:55.664 (1)
2	12	G.PRADEL	30.619	16	B.BUSTAMANTE	35.536	7	C.EL FEGHALI	48.501	2	4	E.EYCKMANS	1:55.978	1:56.238 (4)
3	14	K.AL AZHARI	30.625	22	A.PETROVIC	36.229	8	A.FELDMANN	48.565	3	48	J.EGOZI	1:56.027	1:56.095 (2)
4	99	R.LAMMERS	30.635	14	K.AL AZHARI	36.731	99	R.LAMMERS	48.570	4	16	B.BUSTAMANTE	1:56.053	1:57.851 (22)
5	2	K.SZTUKA	30.639	48	J.EGOZI	36.751	48	J.EGOZI	48.603	5	99	R.LAMMERS	1:56.066	1:56.433 (10)
6	7	C.EL FEGHALI	30.641	4	E.EYCKMANS	36.787	33	R.PERARD	48.615	6	7	C.EL FEGHALI	1:56.075	1:56.186 (3)
7	48	J.EGOZI	30.673	99	R.LAMMERS	36.861	10	E.TARNVANICHKUL	48.615	7	14	K.AL AZHARI	1:56.090	1:56.393 (9)
8	10	E.TARNVANICHKUL	30.677	41	A.POWELL	36.901	2	K.SZTUKA	48.670	8	41	A.POWELL	1:56.220	1:56.392 (8)
9	8	A.FELDMANN	30.699	12	G.PRADEL	36.928	12	G.PRADEL	48.708	9	12	G.PRADEL	1:56.255	1:56.382 (7)
10	33	R.PERARD	30.763	7	C.EL FEGHALI	36.933	14	K.AL AZHARI	48.734	10	10	E.TARNVANICHKUL	1:56.262	1:56.349 (6)
11	27	H.DALL'AGNOL	30.831	26	L.LUNDQVIST	36.956	9	T.STRAUVEN	48.752	11	8	A.FELDMANN	1:56.287	1:56.445 (11)
12	4	E.EYCKMANS	30.832	33	R.PERARD	36.969	41	A.POWELL	48.766	12	2	K.SZTUKA	1:56.312	1:56.584 (12)
13	39	S.PANETTA	30.847	10	E.TARNVANICHKUL	36.970	44	R.CARETTI	48.924	13	33	R.PERARD	1:56.347	1:56.347 (5)
14	9	T.STRAUVEN	30.879	27	H.DALL'AGNOL	36.992	27	H.DALL'AGNOL	48.969	14	9	T.STRAUVEN	1:56.683	1:57.055 (14)
15	5	P.HEUZENROEDER	30.953	2	K.SZTUKA	37.003	39	S.PANETTA	49.038	15	27	H.DALL'AGNOL	1:56.792	1:56.926 (13)
16	37	F.FIORENTINO	30.992	5	P.HEUZENROEDER	37.011	77	B.HARRISON	49.137	16	22	A.PETROVIC	1:56.820	1:57.733 (21)
17	23	S.BOSTANDJIEV	31.006	8	A.FELDMANN	37.023	37	F.FIORENTINO	49.175	17	39	S.PANETTA	1:57.091	1:57.386 (16)
18	44	R.CARETTI	31.009	9	T.STRAUVEN	37.052	70	A.RODRIGUEZ	49.286	18	44	R.CARETTI	1:57.156	1:57.286 (15)
19	6	S.KOLOVOS	31.018	11	L.VIISOREANU	37.123	23	S.BOSTANDJIEV	49.287	19	5	P.HEUZENROEDER	1:57.264	1:57.520 (17)
20	84	G.TRAPPA	31.086	77	B.HARRISON	37.155	5	P.HEUZENROEDER	49.300	20	37	F.FIORENTINO	1:57.333	1:57.666 (19)
21	11	L.VIISOREANU	31.090	37	F.FIORENTINO	37.166	16	B.BUSTAMANTE	49.332	21	77	B.HARRISON	1:57.429	1:58.344 (26)
22	77	B.HARRISON	31.137	39	S.PANETTA	37.206	84	G.TRAPPA	49.347	22	26	L.LUNDQVIST	1:57.520	1:57.556 (18)
23	26	L.LUNDQVIST	31.139	91	L.CAMPOS	37.212	11	L.VIISOREANU	49.358	23	11	L.VIISOREANU	1:57.571	1:57.672 (20)
24	22	A.PETROVIC	31.139	44	R.CARETTI	37.223	31	R.BARBUY	49.403	24	84	G.TRAPPA	1:57.739	1:57.870 (23)
25	16	B.BUSTAMANTE	31.185	84	G.TRAPPA	37.306	26	L.LUNDQVIST	49.425	25	70	A.RODRIGUEZ	1:57.843	1:57.947 (24)
26	70	A.RODRIGUEZ	31.197	70	A.RODRIGUEZ	37.360	22	A.PETROVIC	49.452	26	91	L.CAMPOS	1:57.993	1:58.233 (25)
27	31	R.BARBUY	31.251	3	E.BORGNA	37.378	91	L.CAMPOS	49.452	27	6	S.KOLOVOS	1:58.013	2:07.302 (30)
28	91	L.CAMPOS	31.329	6	S.KOLOVOS	37.473	6	S.KOLOVOS	49.522	28	31	R.BARBUY	1:58.270	1:58.645 (27)
29	20	B.BECKLEY	31.508	31	R.BARBUY	37.616	3	E.BORGNA	49.785	29	3	E.BORGNA	1:58.677	1:59.036 (28)
30	3	E.BORGNA	31.514	20	B.BECKLEY	37.784	20	B.BECKLEY	50.023	30	20	B.BECKLEY	1:59.315	1:59.880 (29)

# EURO CUP 3

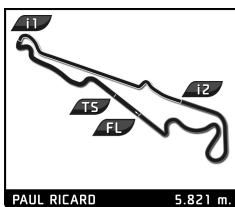


## Eurocup3 ROUND 1 - PAUL RICARD Sprint Race

### Best Top Speed

No Driver	Team	Class	Top 1		Top 2		Top 3		Top 4		Top 5		
			Kph	Lap	Kph	Lap	Kph	Lap	Kph	Lap	Kph	Lap	Avg
39	Santino PANETTA	Hitech	254.7	4	248.3	2	248.3	11	247.7	10	247.1	3	249,2
22	Andrej PETROVIC	Tecnicar	251.7	2	247.1	10	245.5	5	244.3	11	243.2	3	246,4
4	Ean EYCKMANS	MP Motorsport	251.2	2	249.4	3	246.0	11	244.3	4	243.8	6	246,9
14	Keanu AL AZHARI	Hitech	251.2	7	245.5	3	244.9	6	242.7	11	242.2	4	245,3
23	Stefan BOSTANDJIEV	Hitech	251.2	6	249.4	3	248.8	11	247.1	10	246.0	2	248,5
2	Kacper SZTUKA	Tecnicar	250.6	3	248.3	2	248.3	5	247.7	6	246.6	10	248,3
12	Gianmarco PRADEL	MP Motorsport	250.6	3	247.1	2	246.6	10	244.9	6	243.8	11	246,6
16	Bianca BUSTAMANTE	Palou Motorsport	250.6	4	247.1	3	246.6	11	246.0	2	246.0	6	247,3
84	Genaro TRAPPA	Hitech	250.0	10	247.7	2	242.7	3	242.7	7	241.6	6	244,9
31	Renzo BARBUY	TC Racing	249.4	2	247.1	5	246.6	11	242.2	10	241.6	3	245,4
9	Thomas STRAUVEN	Griffin Core	248.8	10	247.7	3	243.2	11	241.1	2	241.1	4	244,4
11	Luca VIISOREANU	TC Racing	248.8	2	248.8	3	246.0	5	244.9	10	244.9	11	246,7
77	Bart HARRISON	Double R	248.3	11	243.8	6	242.2	2	242.2	10	241.1	3	243,5
3	Edouard BORGNA	Drivex	247.7	11	247.1	3	247.1	5	246.0	2	243.2	6	246,2
44	Rayan CARETTI	GRS	247.7	3	244.3	2	244.3	6	243.8	5	239.5	4	243,9
70	Andre RODRIGUEZ	GRS	247.7	2	246.6	4	243.2	3	242.7	11	240.5	7	244,1
99	René LAMMERS	MP Motorsport	247.7	11	246.0	10	240.0	6	239.5	4	238.9	5	242,4
5	Patrick HEUZENROEDER	Griffin Core	247.1	4	246.6	2	246.6	3	245.5	7	244.3	11	246,0
33	Rafael PERARD	Palou Motorsport	247.1	3	247.1	10	246.0	7	244.9	2	244.9	11	246,0
41	Alex POWELL	Griffin Core	247.1	3	247.1	10	246.0	2	244.3	7	243.2	5	245,5
37	Filippo FIORENTINO	Drivex	246.6	10	244.9	4	244.3	6	243.8	5	242.7	2	244,5
91	Lorenzo CAMPOS	Double R	246.6	5	245.5	4	244.3	2	244.3	10	244.3	11	245,0
48	James EGOZI	Palou Motorsport	246.0	2	246.0	3	245.5	4	243.8	5	243.2	6	244,9
27	Heitor DALL'AGNOL	Palou Motorsport	245.5	3	244.3	7	243.8	11	243.2	2	243.2	4	244,0
6	Stylianos KOLOVOS	Drivex	244.9	2	240.0	5	156.7	4	153.8	3			198,9
8	Alceu FELDMANN	MP Motorsport	244.9	4	243.2	2	241.6	3	241.1	5	241.1	6	242,4
26	Linus LUNDQVIST	Double R	244.9	11	244.3	3	244.3	5	243.8	2	243.8	7	244,2
20	Benjamin BECKLEY	Tecnicar	244.3	11	242.7	10	242.2	2	240.0	5	238.4	3	241,5
10	Enzo TARNVANICHKUL	Griffin Core	243.8	10	242.2	11	241.1	2	239.5	3	239.5	5	241,2
7	Chistopher EL FEGHALI	Drivex	242.7	10	240.0	3	239.5	2	239.5	6	239.5	11	240,2

# EURO CUP 3

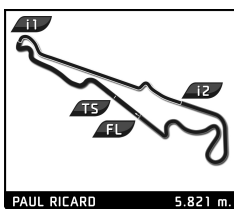


## Eurocup3 ROUND 1 - PAUL RICARD Sprint Race

### Lap Chart

No	Pos	Grid	Lap											
			1	2	3	4	5	6	7	8	9	10	11	
10	1	10	7	7	7	7	7	7	7	7	7	7	7	7
7	2	7	10	10	10	10	10	10	10	10	10	10	10	10
8	3	8	8	8	8	8	8	8	48	48	48	48	48	48
39	4	39	12	12	12	12	48	48	4	4	4	4	4	4
12	5	12	4	4	48	48	12	4	12	12	12	12	12	12
27	6	27	27	48	4	4	4	12	27	27	27	27	27	27
33	7	33	48	27	27	27	27	27	14	14	14	14	14	14
4	8	4	33	33	33	14	14	14	33	33	33	9	9	9
41	9	41	14	14	14	33	33	33	41	41	41	41	41	41
48	10	48	9	41	41	41	41	41	9	9	9	33	33	33
99	11	99	37	9	9	9	9	9	39	39	39	84	37	37
14	12	14	41	37	37	39	39	39	2	2	2	39	39	39
37	13	37	39	39	39	37	84	2	84	84	84	37	2	2
9	14	9	11	84	84	84	2	23	37	37	37	2	5	5
23	15	23	84	77	11	2	37	37	23	23	23	23	23	23
84	16	84	23	11	2	11	11	84	77	77	77	5	77	77
2	17	2	77	2	44	44	44	77	22	22	22	77	26	26
26	18	26	44	23	77	77	77	22	5	5	5	22	22	22
11	19	11	2	44	23	23	22	5	26	26	26	26	99	99
77	20	77	22	22	22	22	23	70	70	70	70	70	70	70
91	21	91	70	70	3	5	5	26	16	16	16	16	16	16
22	22	22	3	3	5	70	70	16	91	91	91	99	91	91
44	23	44	16	16	70	16	16	91	31	31	31	91	3	3
6	24	6	6	5	16	26	26	31	3	3	3	31	31	31
16	25	16	31	91	26	91	91	3	20	20	20	3	11	11
70	26	70	5	26	91	3	31	20	99	99	99	11	20	20
3	27	3	91	31	31	31	3	99	11	11	11	20		
31	28	31	26	20	20	20	20	11						
20	29	20	20	99	99	99	99	44						
5	30	5	99	6	6	6	6							

# EURO CUP 3



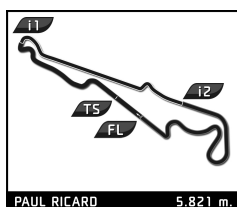
## Eurocup3 ROUND 1 - PAUL RICARD Sprint Race

### Fastest Lap Sequence

Elapsed	No	Driver	Team	Car	Class	Time	Kph	Lap
3:57.061	7	Christopher EL FEGHALI	Drivex	Dallara 326	R	<b>1:56.704</b>	179.6	2
5:53.271	7	Christopher EL FEGHALI	Drivex	Dallara 326	R	<b>1:56.210</b>	180.3	3
7:49.457	7	Christopher EL FEGHALI	Drivex	Dallara 326	R	<b>1:56.186</b>	180.4	4
9:50.260	48	James EGOZI	Palou Motorsport	Dallara 326		<b>1:56.095</b>	180.5	5
11:59.685	23	Stefan BOSTANDJIEV	Hitech	Dallara 326		<b>1:55.664</b>	181.2	6

# EURO CUP 3

## Eurocup3 ROUND 1 - PAUL RICARD Sprint Race

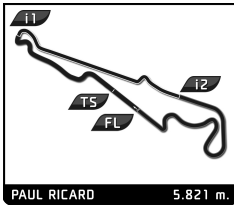


### Analysis by lap

Lapped █

No	Lap Time	Gap	No	Lap Time	Gap	No	Lap Time	Gap	No	Lap Time	Gap	No	Lap Time	Gap											
<b>Lap 1</b>																									
	5	1:58.600	13.085		44	1:57.286	14.414		33	1:57.190	8.720		4	3:02.498	2.019										
7	2:00.357	0.000	91	1:59.384	14.353	77	1:58.141	15.360	41	1:56.806	9.324	12	3:02.730	2.533											
10	2:01.643	1.286	26	1:59.410	14.764	23	1:58.381	16.187	9	1:57.376	11.440	27	3:00.334	3.858											
8	2:02.059	1.702	31	2:01.274	15.454	22	1:58.524	16.534	39	1:57.386	14.627	14	2:59.976	4.530											
12	2:02.577	2.220	20	2:01.292	21.428	<b>6</b>	2:34.361	1 Lap	2	1:56.584	15.729	33	2:59.596	5.378											
4	2:02.843	2.486	99	2:40.531	1:01.221	5	1:58.362	17.595	23	1:55.664	17.414	41	2:59.677	6.419											
27	2:03.416	3.059	6	3:21.227	1:35.025	70	1:59.343	18.779	37	1:58.126	17.705	9	2:59.380	7.296											
48	2:03.766	3.409	<b>Lap 3</b>																						
33	2:04.182	3.825	7	1:56.210		16	1:59.743	19.368	84	1:59.151	18.203	39	2:59.289	8.966											
14	2:05.583	5.226	10	1:56.643	1.799	26	1:59.562	19.650	77	1:58.344	19.182	2	2:57.885	9.476											
9	2:06.210	5.853	8	1:56.445	2.466	91	1:59.535	20.072	22	1:58.852	20.305	84	2:57.689	10.737											
37	2:06.717	6.360	12	1:57.342	3.911	3	2:01.322	20.328	5	1:58.382	20.683	37	2:57.712	11.309											
41	2:06.752	6.395	8	1:56.445	2.466	31	1:58.985	20.772	70	1:58.307	22.219	23	2:58.533	12.831											
39	2:07.040	6.683	12	1:57.342	3.911	20	1:59.880	29.866	26	1:57.556	22.513	77	2:57.425	13.403											
11	2:07.241	6.884	48	1:57.093	4.450	99	1:56.496	1:02.480	16	1:58.592	22.997	22	2:56.868	14.237											
84	2:07.600	7.243	4	1:58.157	4.837	<b>Lap 5</b>																			
23	2:08.037	7.680	27	1:57.495	5.606	7	1:56.335		91	1:58.233	23.806	5	2:56.565	15.041											
77	2:08.164	7.807	33	1:58.284	6.819	10	1:56.609	2.288	31	1:58.645	25.405	26	2:56.779	16.569											
44	2:08.607	8.250	14	1:57.724	6.896	8	1:56.606	3.179	3	1:59.036	26.716	70	2:55.997	17.266											
2	2:08.631	8.274	41	1:56.392	7.692	48	1:56.095	4.468	<b>6</b>	1:57.977	1 Lap	16	2:54.998	17.703											
22	2:08.812	8.455	9	1:57.307	8.730	12	1:57.025	4.797	20	2:00.699	37.924	91	2:54.958	18.382											
70	2:09.404	9.047	37	1:57.666	9.861	4	1:56.361	5.360	99	1:57.747	1:03.846	31	2:55.214	19.331											
3	2:09.730	9.373	39	1:57.567	10.091	27	1:56.926	7.032	11	2:44.488	1:04.589	3	2:52.765	20.205											
16	2:10.122	9.765	84	1:57.870	11.264	14	1:56.456	7.522	44	3:11.063	1:31.207	20	2:40.923	20.900											
6	2:10.859	10.502	11	1:57.672	12.008	33	1:56.347	8.009	<b>Lap 7</b>																
31	2:11.241	10.884	2	1:57.985	12.567	41	1:56.831	8.997	7	2:01.108		99	2:21.616	21.651											
5	2:11.546	11.189	44	1:58.280	13.314	9	1:57.279	10.543	10	1:59.436	0.486	11	2:03.625	22.666											
91	2:12.030	11.673	77	1:59.254	13.405	39	1:57.629	13.720	48	1:58.400	1.757	<b>Lap 9</b>													
26	2:12.415	12.058	23	1:59.239	13.992	84	1:58.900	15.531	4	1:58.712	2.723	7	2:54.523												
20	2:17.197	16.840	22	1:58.742	14.196	2	1:58.261	15.624	12	1:58.201	3.005	10	2:54.301	0.434											
99	2:17.751	17.394	3	1:59.059	15.192	37	1:59.814	16.058	27	2:00.014	6.726	48	2:54.030	0.965											
<b>Lap 2</b>																									
7	1:56.704		5	1:58.544	15.419	11	1:59.087	16.580	14	2:00.818	7.756	4	2:53.950	1.446											
10	1:56.784	1.366	70	1:59.777	15.622	11	1:59.087	16.580	33	2:01.372	8.984	12	2:53.734	1.744											
8	1:57.233	2.231	16	1:59.316	15.811	44	1:58.544	16.623	41	2:01.728	9.944	27	2:52.918	2.253											
12	1:57.263	2.779	26	1:57.720	16.274	77	1:58.292	17.317	9	2:00.786	11.118	14	2:53.511	3.518											
4	1:57.108	2.890	91	1:58.580	16.723	22	1:57.733	17.932	39	1:59.360	12.879	33	2:52.811	3.666											
48	1:56.862	3.567	31	1:58.729	17.973	23	1:58.377	18.229	3	2:00.172	14.793	41	2:51.809	3.705											
27	1:57.966	4.321	20	2:00.954	26.172	5	1:57.520	18.780	84	1:59.155	16.250	9	2:51.071	3.844											
33	1:57.624	4.745	99	1:57.159	1:02.170	70	1:57.947	20.391	37	2:00.202	16.799	39	2:49.607	4.050											
14	1:56.860	5.382	<b>Lap 4</b>																						
41	1:57.819	7.510	7	1:56.186		16	1:57.851	20.884	23	2:01.194	17.500	2	2:49.528	4.481											
9	1:58.484	7.633	10	1:56.401	2.014	26	1:58.121	21.436	77	2:01.106	19.180	84	2:48.506	4.720											
37	1:58.749	8.405	8	1:56.628	2.908	91	1:58.315	22.052	22	2:01.374	20.571	37	2:48.411	5.197											
39	1:58.755	8.734	12	1:56.382	4.107	31	1:58.802	23.239	5	2:02.103	21.678	23	2:47.269	5.577											
84	1:59.065	9.604	48	1:56.444	4.708	3	2:00.166	24.159	26	2:01.587	22.992	77	2:47.095	5.975											
77	1:59.258	10.361	4	1:56.683	5.334	<b>6</b>	2:07.302	1 Lap	70	2:03.360	24.471	22	2:46.527	6.241											
11	2:00.366	10.546	27	1:57.021	6.441	20	2:00.173	33.704	16	2:04.018	25.907	5	2:46.084	6.602											
2	1:59.222	10.792	14	1:56.691	7.401	99	1:56.433	1:02.578	91	2:03.928	26.626	26	2:45.041	7.087											
23	1:59.987	10.963	33	1:57.364	7.997	<b>Lap 6</b>																			
44	1:59.698	11.244	41	1:56.995	8.501	7	1:56.479		31	2:03.022	27.319	70	2:44.921	7.664											
22	1:59.913	11.664	9	1:57.055	9.599	10	1:56.349	2.158	3	2:05.034	30.642	16	2:44.947	8.127											
70	1:59.712	12.055	39	1:58.521	12.426	8	1:56.608	3.308	20	2:06.363	43.179	91	2:44.587	8.446											
3	1:59.674	12.343	37	1:58.904	12.579	48	1:56.476	4.465	99	2:00.499	1:03.237	31	2:44.148	8.956											
16	1:59.644	12.705	84	1:57.888	12.966	4	1:56.238	5.119	11	2:18.762	1:22.243	3	2:43.512	9.194											
<b>Lap 8</b>																									
	7	3:03.202		2	1:57.317	13.698		27	1:57.267	7.820		20	2:42.882	9.259											
	10	3:03.372	0.656		11	1:58.006	13.828		14	1:57.003	8.046		99	2:42.224	9.352										
	48	3:02.903	1.458	<b>Lap 10</b>																					
	7	1:56.737																							

# EURO CUP 3



## Eurocup3 ROUND 1 - PAUL RICARD Sprint Race

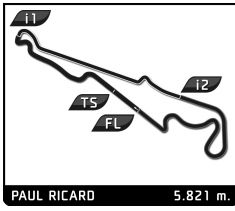
### Analysis by lap

Lapped ■

No	Lap Time	Gap	No	Lap Time	Gap	No	Lap Time	Gap	No	Lap Time	Gap
10	1:57.064	0.761									
48	1:57.400	1.628									
4	1:57.433	2.142									
12	1:57.642	2.649									
27	1:57.990	3.506									
14	1:57.754	4.535									
9	1:58.249	5.356									
41	1:59.014	5.982									
33	1:59.637	6.566									
84	1:59.510	7.493									
39	2:00.360	7.673									
37	1:59.350	7.810									
2	2:00.789	8.533									
23	1:59.935	8.775									
5	1:59.210	9.075									
77	2:00.038	9.276									
22	2:00.194	9.698									
26	1:59.632	9.982									
70	1:59.387	10.314									
16	1:59.296	10.686									
99	1:58.428	11.043									
91	2:00.346	12.055									
31	2:00.113	12.332									
3	2:00.143	12.600									
11	2:00.029	13.146									
20	2:01.402	13.924									









#### Lap 11

7	1:56.490	
10	1:56.672	0.943
48	1:56.422	1.560
4	1:56.512	2.164
12	1:56.935	3.094
27	1:56.990	4.006
14	1:56.393	4.438
9	1:57.395	6.261
41	1:57.099	6.591
33	1:57.264	7.340
37	1:58.644	9.964
39	1:59.367	10.550
2	1:58.728	10.771
5	1:58.448	11.033
23	1:59.176	11.461
77	1:59.190	11.976
26	1:58.665	12.157
22	1:59.512	12.720
99	1:58.238	12.791
70	1:59.514	13.338
16	2:00.367	14.563
91	1:59.377	14.942
3	1:59.475	15.585
31	2:00.347	16.189
11	1:59.610	16.266
20	2:00.270	17.704

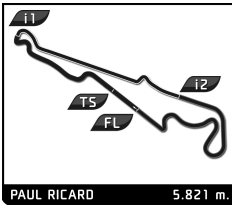


## Eurocup3 ROUND 1 - PAUL RICARD Sprint Race

### Flag Analysis

Flag	Time
	GREEN FLAG 16:54:03.416
	YELLOW FLAG AT SECTOR 2 17:07:12.877
	SAFETY CAR 17:07:27.837
	GREEN FLAG AT SECTOR 2 17:12:04.747
	GREEN FLAG 17:13:29.075
	YELLOW FLAG AT SECTOR 2 17:17:30.273
	CHEQUERED FLAG 17:17:37.747
	GREEN FLAG AT SECTOR 2 17:17:38.763

# EURO CUP 3

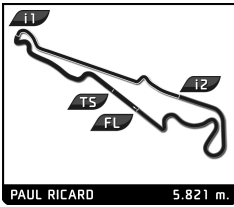


## Eurocup3 ROUND 1 - PAUL RICARD Sprint Race

### Sector Analysis

Lap	Time	Sector 1	Sector 2	Sector 3	Kph	Elapsed	Lap	Time	Sector 1	Sector 2	Sector 3	Kph	Elapsed
<b>2</b> Kacper SZTUKA POL							<b>6</b> Stylianos KOLOVOS GRC						
Tecnicar Dallara 326							Drivex Dallara 326						
1	2:08.631	38.968	39.237	50.426	162.9	16:56:12.047	1	2:10.859	41.849	38.613	50.397	160.1	16:56:14.275
2	1:59.222	32.127	37.352	49.743	175.8	16:58:11.269	2	3:21.227 <b>B</b>	31.703	39.169	2:10.355	104.1	16:59:35.502
3	1:57.985	31.664	37.141	49.180	177.6	17:00:09.254	3	2:34.361	47.712	38.803	1:07.846	135.8	17:02:09.863
4	1:57.317	30.968	<b>37.003</b>	49.346	178.6	17:02:06.571	4	<b>2:07.302</b>	39.181	38.599	<b>49.522</b>	164.6	17:04:17.165
5	1:58.261	31.046	37.487	49.728	177.2	17:04:04.832	5	<u>1:57.977</u>	31.063	<b>37.473</b>	<u>49.441</u>	177.6	17:06:15.142
6	<b>1:56.584</b>	<b>30.639</b>	37.275	<b>48.670</b>	179.7	17:06:01.416							
7	2:00.172	30.799	37.039	52.334	174.4	17:08:01.588							
8	2:57.885	42.058	1:04.727	1:11.100	117.8	17:10:59.473							
9	2:49.528	43.223	53.698	1:12.607	123.6	17:13:49.001							
10	2:00.789	32.545	38.058	50.186	173.5	17:15:49.790							
11	1:58.728	31.456	37.281	49.991	176.5	17:17:48.518							
<b>3</b> Edouard BORGNA FRA							<b>7</b> Chistopher EL FEGHALI LBN						
Drivex Dallara 326							Drivex Dallara 326						
1	2:09.730	41.087	38.483	50.160	161.5	16:56:13.146	1	2:00.357	34.417	37.439	<b>48.501</b>	174.1	16:56:03.773
2	1:59.674	32.395	37.395	49.884	175.1	16:58:12.820	2	1:56.704	30.702	37.056	48.946	179.6	16:58:00.477
3	1:59.059	31.707	37.433	49.919	176.0	17:00:11.879	3	<u>1:56.210</u>	30.697	<b>36.933</b>	48.580	180.3	16:59:56.687
4	<u>2:01.322</u>	<b>33.298</b>	37.951	<b>50.073</b>	172.7	17:02:13.201	4	<b>1:56.186</b>	<b>30.641</b>	37.007	48.538	180.4	17:01:52.873
5	<u>2:00.166</u>	32.513	37.705	<u>49.948</u>	174.4	17:04:13.367	5	1:56.335	30.665	37.058	48.612	180.1	17:03:49.208
6	<b>1:59.036</b>	<b>31.514</b>	37.671	49.851	176.0	17:06:12.403	6	1:56.479	30.646	37.078	48.755	179.9	17:05:45.687
7	2:05.034	31.592	37.668	55.774	167.6	17:08:17.437	7	2:01.108	30.760	37.214	53.134	173.0	17:07:46.795
8	2:52.765	37.138	1:04.358	1:11.269	121.3	17:11:10.202	8	3:03.202	49.092	1:03.646	1:10.464	114.4	17:10:49.997
9	2:43.512	45.199	50.494	1:07.819	128.2	17:13:53.714	9	2:54.523	44.958	53.721	1:15.844	120.1	17:13:44.520
10	2:00.143	32.786	<b>37.378</b>	49.979	174.4	17:15:53.857	10	1:56.737	30.841	37.071	48.825	179.5	17:15:41.257
11	1:59.475	31.971	37.719	<b>49.785</b>	175.4	17:17:53.332	11	1:56.490	30.719	36.982	48.789	179.9	17:17:37.747
<b>4</b> Ean EYCKMANS BEL							<b>8</b> Alceu FELDMANN BRA						
MP Motorsport Dallara 326							MP Motorsport Dallara 326						
1	2:02.843	36.111	37.294	49.438	170.6	16:56:06.259	1	2:02.059	35.351	37.338	49.370	171.7	16:56:05.475
2	1:57.108	31.166	36.991	48.951	178.9	16:58:03.367	2	1:57.233	31.027	37.102	49.104	178.8	16:58:02.708
3	1:58.157	32.045	37.080	49.032	177.4	17:00:01.524	3	<b>1:56.445</b>	30.780	37.100	<b>48.565</b>	180.0	16:59:59.153
4	1:56.683	30.994	36.928	48.761	179.6	17:01:58.207	4	1:56.628	30.853	37.042	48.733	179.7	17:01:55.781
5	1:56.361	<b>30.832</b>	36.936	48.593	180.1	17:03:54.568	5	1:56.606	<b>30.699</b>	37.088	48.819	179.7	17:03:52.387
6	<b>1:56.238</b>	30.877	37.002	<b>48.359</b>	180.3	17:05:50.806	6	1:56.608	30.783	<b>37.023</b>	48.802	179.7	17:05:48.995
7	1:58.712	30.854	37.041	50.817	176.5	17:07:49.518							
8	3:02.498	48.140	1:03.566	1:10.792	114.8	17:10:52.016							
9	2:53.950	44.923	53.216	1:15.811	120.5	17:13:45.966							
10	1:57.433	31.374	36.949	49.110	178.4	17:15:43.399							
11	1:56.512	30.905	<b>36.787</b>	48.820	179.9	17:17:39.911							
<b>5</b> Patrick HEUZENROEDER AUS							<b>9</b> Thomas STRAUVEN BEL						
Griffin Core Dallara 326							Griffin Core Dallara 326						
1	2:11.546	41.161	40.228	50.157	159.3	16:56:14.962	1	2:06.210	37.836	38.361	50.013	166.0	16:56:09.626
2	1:58.600	31.578	37.257	49.765	176.7	16:58:13.562	2	1:58.484	31.362	37.271	49.851	176.9	16:58:08.110
3	1:58.544	31.349	37.507	49.688	176.8	17:00:12.106	3	1:57.307	31.206	37.209	48.892	178.6	17:00:05.417
4	1:58.362	31.677	37.385	<b>49.300</b>	177.0	17:02:10.468	4	<b>1:57.055</b>	31.038	37.162	48.855	179.0	17:02:02.472
5	<b>1:57.520</b>	<b>30.953</b>	37.145	49.422	178.3	17:04:07.988	5	1:57.279	30.961	37.321	48.997	178.7	17:03:59.751
6	1:58.382	31.442	<b>37.011</b>	49.929	177.0	17:06:06.370	6	1:57.376	<b>30.879</b>	37.507	48.990	178.5	17:05:57.127
7	2:02.103	31.203	37.227	53.673	171.6	17:08:08.473	7	2:00.786	30.985	37.288	52.513	173.5	17:07:57.913
8	2:56.565	40.855	1:04.536	1:11.174	118.7	17:11:05.038	8	2:59.380	44.160	1:04.020	1:11.200	116.8	17:10:57.293
9	2:46.084	43.150	53.121	1:09.813	126.2	17:13:51.122	9	2:51.071	43.994	53.813	1:13.264	122.5	17:13:48.364
10	<u>1:59.210</u>	31.957	37.340	<u>49.913</u>	175.8	17:15:50.332	10	1:58.249	32.413	37.084	<b>48.752</b>	177.2	17:15:46.613
11	<u>1:58.448</u>	31.653	37.278	49.517	176.9	17:17:48.780	11	1:57.395	30.907	<b>37.052</b>	49.436	178.5	17:17:44.008
<b>10</b> Enzo TARNVANICHKUL THA													
Griffin Core Dallara 326													
1	2:01.643	33.828	37.873	49.942	172.3	16:56:05.059							
2	1:56.784	30.956	36.997	48.831	179.4	16:58:01.843							
3	1:56.643	30.819	<b>36.970</b>	48.854	179.7	16:59:58.486							
4	1:56.401	30.703	37.083	<b>48.615</b>	180.0	17:01:54.887							
5	1:56.609	30.761	37.022	48.826	179.7	17:03:51.496							
6	<b>1:56.349</b>	30.741	36.984	48.624	180.1	17:05:47.845							
7	1:59.436	30.701	37.186	51.549	175.5	17:07:47.281							
8	3:03.372	49.078	1:03.769	1:10.525	114.3	17:10:50.653							
9	2:54.301	44.980	53.493	1:15.828	120.2	17:13:44.954							

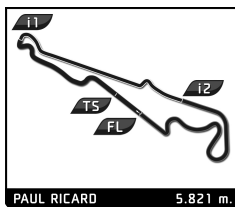
# EURO CUP 3



## Eurocup3 ROUND 1 - PAUL RICARD Sprint Race

### Sector Analysis

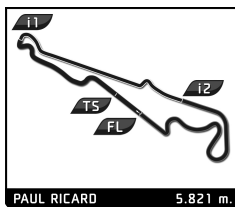
Lap	Time	Sector 1	Sector 2	Sector 3	Kph	Elapsed	Lap	Time	Sector 1	Sector 2	Sector 3	Kph	Elapsed
10	1:57.064	31.136	37.087	48.841	179.0	17:15:42.018	11	2:00.367	32.357	38.274	49.736	174.1	17:17:52.310
11	1:56.672	<b>30.677</b>	37.033	48.962	179.6	17:17:38.690	<b>20 Benjamin BECKLEY</b> CRI						
<b>11 Luca VIISOREANU</b> ROU						Dallara 326						Tecnicar	
1	2:07.241	38.388	38.277	50.576	164.7	16:56:10.657	1	2:17.197	48.445	38.204	50.548	152.7	16:56:20.613
2	<u>2:00.366</u>	32.462	<u>37.472</u>	<u>50.432</u>	174.1	16:58:11.023	2	2:01.292	31.938	38.064	51.290	172.8	16:58:21.905
3	<b>1:57.672</b>	31.177	37.137	<b>49.358</b>	178.1	17:00:08.695	3	2:00.954	31.896	38.383	50.675	173.3	17:00:22.859
4	1:58.006	<b>31.090</b>	<b>37.123</b>	49.793	177.6	17:02:06.701	4	<b>1:59.880</b>	31.846	38.011	<b>50.023</b>	174.8	17:02:22.739
5	1:59.087	31.389	37.288	50.410	176.0	17:04:05.788	5	2:00.173	31.599	38.060	50.514	174.4	17:04:22.912
6	2:44.488 <b>B</b>	31.188	38.504	1:34.796	127.4	17:06:50.276	6	2:00.699	31.741	38.191	50.767	173.6	17:06:23.611
7	2:18.762	49.306	39.243	50.213	151.0	17:09:09.038	7	2:06.363	<b>31.508</b>	38.011	56.844	165.8	17:08:29.974
8	2:03.625	31.854	38.030	53.741	169.5	17:11:12.663	8	2:40.923	32.476	57.303	1:11.144	130.2	17:11:10.897
9	2:41.711	45.518	50.184	1:06.009	129.6	17:13:54.374	9	2:42.882	45.278	50.107	1:07.497	128.7	17:13:53.779
10	2:00.029	32.451	37.716	49.862	174.6	17:15:54.403	10	2:01.402	33.463	<b>37.784</b>	50.155	172.6	17:15:55.181
11	1:59.610	31.696	37.756	50.158	175.2	17:17:54.013	11	2:00.270	31.731	37.811	50.728	174.2	17:17:55.451
<b>12 Gianmarco PRADEL</b> AUS						Dallara 326						<b>22 Andrej PETROVIC</b> SRB	
MP Motorsport						Dallara 326						Tecnicar	
1	2:02.577	35.790	37.525	49.262	171.0	16:56:05.993	1	2:08.812	40.005	38.193	50.614	162.7	16:56:12.228
2	1:57.263	31.117	36.940	49.206	178.7	16:58:03.256	2	1:59.913	32.650	37.562	49.701	174.8	16:58:12.141
3	1:57.342	31.315	37.092	48.935	178.6	17:00:00.598	3	1:58.742	31.867	37.333	49.542	176.5	17:00:10.883
4	<b>1:56.382</b>	<b>30.619</b>	37.055	<b>48.708</b>	180.1	17:01:56.980	4	1:58.524	31.832	37.172	49.520	176.8	17:02:09.407
5	1:57.025	30.846	37.046	49.133	179.1	17:03:54.005	5	<b>1:57.733</b>	<b>31.139</b>	37.142	<b>49.452</b>	178.0	17:04:07.140
6	1:57.594	30.971	37.085	49.538	178.2	17:05:51.599	6	1:58.852	31.989	<b>36.229</b>	50.634	176.3	17:06:05.992
7	1:58.201	30.854	37.295	50.052	177.3	17:07:49.800	7	2:01.374	31.277	37.140	52.957	172.7	17:08:07.366
8	3:02.730	48.450	1:03.586	1:10.694	114.7	17:10:52.530	8	2:56.868	40.725	1:04.579	1:11.564	118.5	17:11:04.234
9	2:53.734	44.978	53.077	1:15.679	120.6	17:13:46.264	9	2:46.527	42.529	53.538	1:10.460	125.8	17:13:50.761
10	1:57.642	31.481	37.154	49.007	178.1	17:15:43.906	10	2:00.194	31.991	37.432	50.771	174.3	17:15:50.955
11	1:56.935	30.914	<b>36.928</b>	49.093	179.2	17:17:40.841	11	1:59.512	31.805	36.986	50.721	175.3	17:17:50.467
<b>14 Keanu AL AZHARI</b> ARE						Dallara 326						<b>23 Stefan BOSTANDJIEV</b> BGR	
Hitech						Dallara 326						Hitech	
1	2:05.583	37.638	38.219	49.726	166.9	16:56:08.999	1	2:08.037	38.908	38.254	50.875	163.7	16:56:11.453
2	1:56.860	31.086	36.904	48.870	179.3	16:58:05.859	2	1:59.987	32.003	37.891	50.093	174.6	16:58:11.440
3	1:57.724	30.887	37.454	49.383	178.0	17:00:03.583	3	1:59.239	31.802	37.367	50.070	175.7	17:00:10.679
4	1:56.691	30.892	36.988	48.811	179.6	17:02:00.274	4	1:58.381	31.661	37.433	<b>49.287</b>	177.0	17:02:09.060
5	1:56.456	<b>30.625</b>	<b>36.731</b>	49.100	179.9	17:03:56.730	5	1:58.377	31.057	37.263	50.057	177.0	17:04:07.437
6	1:57.003	30.835	36.959	49.209	179.1	17:05:53.733	6	<b>1:55.664</b>	<b>31.006</b>	<b>34.787</b>	49.871	181.2	17:06:03.101
7	2:00.818	31.700	37.559	51.559	173.4	17:07:54.551	7	2:01.194	32.560	37.322	51.312	172.9	17:08:04.295
8	2:59.976	45.489	1:03.806	1:10.681	116.4	17:10:54.527	8	2:58.533	41.770	1:05.193	1:11.570	117.4	17:11:02.828
9	2:53.511	44.679	53.940	1:14.892	120.8	17:13:48.038	9	2:47.269	42.342	53.989	1:10.938	125.3	17:13:50.097
10	1:57.754	31.941	37.015	48.798	178.0	17:15:45.792	10	1:59.935	31.912	37.941	50.082	174.7	17:15:50.032
11	<b>1:56.393</b>	30.738	36.921	<b>48.734</b>	180.0	17:17:42.185	11	1:59.176	31.620	37.475	50.081	175.8	17:17:49.208
<b>16 Bianca BUSTAMANTE</b> PHL						Dallara 326						<b>26 Linus LUNDQVIST</b> SWE	
Palou Motorsport						Dallara 326						Double R	
1	2:10.122	40.624	38.838	50.660	161.0	16:56:13.538	1	2:12.415	44.486	37.512	50.417	158.3	16:56:15.831
2	1:59.644	32.358	37.499	49.787	175.1	16:58:13.182	2	1:59.410	31.631	38.139	49.640	175.5	16:58:15.241
3	1:59.316	32.024	37.486	49.806	175.6	17:00:12.498	3	1:57.720	31.339	<b>36.956</b>	<b>49.425</b>	178.0	17:00:12.961
4	1:59.743	32.081	<b>35.536</b>	52.126	175.0	17:02:12.241	4	1:59.562	32.018	37.729	49.815	175.3	17:02:12.523
5	<b>1:57.851</b>	<b>31.185</b>	37.334	<b>49.332</b>	177.8	17:04:10.092	5	1:58.121	31.348	37.316	49.457	177.4	17:04:10.644
6	1:58.592	31.301	37.458	49.833	176.7	17:06:08.684	6	<b>1:57.556</b>	<b>31.139</b>	36.979	49.438	178.3	17:06:08.200
7	2:04.018	31.361	37.475	55.182	169.0	17:08:12.702	7	2:01.587	31.283	37.219	53.085	172.4	17:08:09.787
8	2:54.998	39.464	1:04.349	1:11.185	119.7	17:11:07.700	8	2:56.779	40.284	1:04.961	1:11.534	118.5	17:11:06.566
9	2:44.947	43.117	52.866	1:08.964	127.0	17:13:52.647	9	2:45.041	42.259	53.492	1:09.290	127.0	17:13:51.607
10	1:59.296	31.704	37.729	49.863	175.7	17:15:51.943	10	1:59.632	31.783	37.339	50.510	175.2	17:15:51.239
							11	1:58.665	31.820	37.235	49.610	176.6	17:17:49.904



## Eurocup3 ROUND 1 - PAUL RICARD Sprint Race

### Sector Analysis

Lap under Red Flag							Invalidated Lap		Personal Best		Session Best		B Crossing the pit lane		
Lap	Time	Sector 1	Sector 2	Sector 3	Kph	Elapsed	Lap	Time	Sector 1	Sector 2	Sector 3	Kph	Elapsed		
<b>27</b>	<b>Heitor DALL'AGNOL</b> BRA														
Palou Motorsport		Dallara 326													
1	2:03.416	36.474	37.583	49.359	169.8	16:56:06.832									
2	1:57.966	31.111	37.662	49.193	177.6	16:58:04.798									
3	1:57.495	31.192	37.325	48.978	178.4	17:00:02.293									
4	1:57.021	30.895	37.157	<b>48.969</b>	179.1	17:01:59.314									
5	<b>1:56.926</b>	<b>30.831</b>	37.052	49.043	179.2	17:03:56.240									
6	1:57.267	30.878	37.050	49.339	178.7	17:05:53.507									
7	2:00.014	31.399	37.434	51.181	174.6	17:07:53.521									
8	3:00.334	45.671	1:04.094	1:10.569	116.2	17:10:53.855									
9	2:52.918	44.756	53.419	1:14.743	121.2	17:13:46.773									
10	1:57.990	31.459	37.262	49.269	177.6	17:15:44.763									
11	1:56.990	31.003	<b>36.992</b>	48.995	179.1	17:17:41.753									
<b>39</b>	<b>Santino PANETTA</b> ARG														
Hitech		Dallara 326													
1	2:07.040	37.290	38.945	50.805	165.0	16:56:10.456									
2	1:58.755	32.064	37.505	49.186	176.5	16:58:09.211									
3	1:57.567	31.070	<b>37.206</b>	49.291	178.2	17:00:06.778									
4	1:58.521	31.354	37.430	49.737	176.8	17:02:05.299									
5	1:57.629	31.194	37.397	<b>49.038</b>	178.1	17:04:02.928									
6	<b>1:57.386</b>	30.936	37.376	49.074	178.5	17:06:00.314									
7	1:59.360	<b>30.847</b>	37.366	51.147	175.6	17:07:59.674									
8	2:59.289	43.193	1:04.832	1:11.264	116.9	17:10:58.963									
9	2:49.607	43.231	53.454	1:12.922	123.6	17:13:48.570									
10	2:00.360	32.645	37.981	49.734	174.1	17:15:48.930									
11	1:59.367	31.699	37.765	49.903	175.6	17:17:48.297									
<b>31</b>	<b>Renzo BARBUY</b> ARG														
TC Racing		Dallara 326													
1	2:11.241	41.325	39.065	50.851	159.7	16:56:14.657									
2	2:01.274	32.273	38.642	50.359	172.8	16:58:15.931									
3	1:58.729	31.622	37.683	49.424	176.5	17:00:14.660									
4	1:58.985	31.474	37.693	49.818	176.1	17:02:13.645									
5	1:58.802	31.737	37.662	<b>49.403</b>	176.4	17:04:12.447									
6	<b>1:58.645</b>	31.340	<b>37.616</b>	49.689	176.6	17:06:11.092									
7	2:03.022	<b>31.251</b>	37.789	53.982	170.3	17:08:14.114									
8	2:55.214	39.843	1:04.279	1:11.092	119.6	17:11:09.328									
9	2:44.148	43.787	51.515	1:08.846	127.7	17:13:53.476									
10	2:00.113	32.181	37.887	50.045	174.5	17:15:53.589									
11	2:00.347	31.927	38.012	50.408	174.1	17:17:53.936									
<b>41</b>	<b>Alex POWELL</b> USA														
Griffin Core		Dallara 326													
1	2:06.752	37.543	38.861	50.348	165.3	16:56:10.168									
2	1:57.819	31.542	37.132	49.145	177.9	16:58:07.987									
3	<b>1:56.392</b>	<b>30.553</b>	37.073	<b>48.766</b>	180.0	17:00:04.379									
4	1:56.995	31.089	37.092	48.814	179.1	17:02:01.374									
5	1:56.831	30.847	<b>36.901</b>	49.083	179.4	17:03:58.205									
6	1:56.806	30.817	37.122	48.867	179.4	17:05:55.011									
7	2:01.728	31.130	37.092	53.506	172.2	17:07:56.739									
8	2:59.677	44.369	1:04.366	1:10.942	116.6	17:10:56.416									
9	2:51.809	43.768	54.533	1:13.508	122.0	17:13:48.225									
10	<u>1:59.014</u>	<u>32.557</u>	<u>37.424</u>	49.033	176.1	17:15:47.239									
11	1:57.099	30.948	37.070	49.081	179.0	17:17:44.338									
<b>44</b>	<b>Rayan CARETTI</b> FRA														
GRS		Dallara 326													
1	2:08.607	39.669	38.069	50.869	162.9	16:56:12.023									
2	1:59.698	32.431	37.420	49.847	175.1	16:58:11.721									
3	1:58.280	31.856	<b>37.223</b>	49.201	177.2	17:00:10.001									
4	<b>1:57.286</b>	<b>31.009</b>	37.353	<b>48.924</b>	178.7	17:02:07.287									
5	1:58.544	31.176	37.264	50.104	176.8	17:04:05.831									
6	3:11.063	<b>B</b> 31.532	58.707	1:40.824	109.7	17:07:16.894									
<b>48</b>	<b>James EGOZI</b> USA														
Palou Motorsport		Dallara 326													
1	2:03.766	37.084	37.545	49.137	169.3	16:56:07.182									
2	1:56.862	31.157	36.868	48.837	179.3	16:58:04.044									
3	1:57.093	31.018	36.955	49.120	179.0	17:00:01.137									
4	1:56.444	30.770	36.927	48.747	180.0	17:01:57.581									
5	<b>1:56.095</b>	30.741	<b>36.751</b>	<b>48.603</b>	180.5	17:03:53.676									
6	1:56.476	<b>30.673</b>	37.059	48.744	179.9	17:05:50.152									
7	1:58.400	30.822	37.183	50.395	177.0	17:07:48.552									
8	3:02.903	48.523	1:03.665	1:10.715	114.6	17:10:51.455									
9	2:54.030	44.851	53.323	1:15.856	120.4	17:13:45.485									
10	1:57.400	31.202	37.067	49.131	178.5	17:15:42.885									
11	1:56.422	30.836	36.857	48.729	180.0	17:17:39.307									
<b>70</b>	<b>Andre RODRIGUEZ</b> USA														
GRS		Dallara 326													
1	2:09.404	40.497	38.145	50.762	161.9	16:56:12.820									
2	1:59.712	32.427	37.409	49.876	175.1	16:58:12.532									
3	1:59.777	31.602	37.837	50.338	175.0	17:00:12.309									



## Eurocup3 ROUND 1 - PAUL RICARD Sprint Race

### Sector Analysis

Lap	Time	Sector 1	Sector 2	Sector 3	Kph	Elapsed	Lap	Time	Sector 1	Sector 2	Sector 3	Kph	Elapsed
4	1:59.343	31.996	37.629	49.718	175.6	17:02:11.652	6	1:57.747	30.635	37.340	49.772	178.0	17:06:49.533
5	1:57.947	31.197	37.464	49.286	177.7	17:04:09.599	7	2:00.499	31.428	38.608	50.463	173.9	17:08:50.032
6	1:58.307	31.306	37.504	49.497	177.1	17:06:07.906	8	2:21.616	31.686	39.919	1:10.011	148.0	17:11:11.648
7	2:03.360	31.270	37.360	54.730	169.9	17:08:11.266	9	2:42.224	45.211	50.456	1:06.557	129.2	17:13:53.872
8	2:55.997	40.079	1:04.691	1:11.227	119.1	17:11:07.263	10	1:58.428	32.212	36.861	49.355	176.9	17:15:52.300
9	2:44.921	42.503	53.294	1:09.124	127.1	17:13:52.184	11	1:58.238	31.750	36.899	49.589	177.2	17:17:50.538
10	1:59.387	31.817	37.607	49.963	175.5	17:15:51.571							
11	1:59.514	31.871	38.067	49.576	175.3	17:17:51.085							

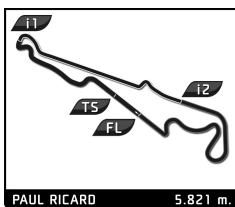
77 Bart HARRISON GBR						
Double R Dallara 326						
1	2:08.164	39.318	37.911	50.935	163.5	16:56:11.580
2	1:59.258	32.139	37.517	49.602	175.7	16:58:10.838
3	1:59.254	31.760	37.443	50.051	175.7	17:00:10.092
4	1:58.141	31.763	37.241	49.137	177.4	17:02:08.233
5	1:58.292	31.137	37.155	50.000	177.2	17:04:06.525
6	1:58.344	31.311	37.617	49.416	177.1	17:06:04.869
7	2:01.106	31.470	37.396	52.240	173.0	17:08:05.975
8	2:57.425	40.994	1:05.015	1:11.416	118.1	17:11:03.400
9	2:47.095	42.922	53.436	1:10.737	125.4	17:13:50.495
10	2:00.038	31.877	37.862	50.299	174.6	17:15:50.533
11	1:59.190	31.844	37.562	49.784	175.8	17:17:49.723

84 Genaro TRAPPA ARG						
Hitech Dallara 326						
1	2:07.600	38.565	38.388	50.647	164.2	16:56:11.016
2	1:59.065	32.041	37.628	49.396	176.0	16:58:10.081
3	1:57.870	31.125	37.398	49.347	177.8	17:00:07.951
4	1:57.888	31.086	37.454	49.348	177.8	17:02:05.839
5	1:58.900	31.377	37.723	49.800	176.2	17:04:04.739
6	1:59.151	31.577	37.868	49.706	175.9	17:06:03.890
7	1:59.155	31.348	37.306	50.501	175.9	17:08:03.045
8	2:57.689	41.664	1:05.195	1:10.830	117.9	17:11:00.734
9	2:48.506	43.163	54.035	1:11.308	124.4	17:13:49.240
10	1:59.510	32.056	37.486	49.968	175.3	17:15:48.750

91 Lorenzo CAMPOS AGO						
Double R Dallara 326						
1	2:12.030	44.128	37.685	50.217	158.7	16:56:15.446
2	1:59.384	31.733	37.918	49.733	175.5	16:58:14.830
3	1:58.580	31.433	37.431	49.716	176.7	17:00:13.410
4	1:59.535	31.985	37.813	49.737	175.3	17:02:12.945
5	1:58.315	31.584	37.212	49.519	177.1	17:04:11.260
6	1:58.233	31.329	37.452	49.452	177.2	17:06:09.493
7	2:03.928	31.340	37.421	55.167	169.1	17:08:13.421
8	2:54.958	39.693	1:04.248	1:11.017	119.8	17:11:08.379
9	2:44.587	43.916	51.967	1:08.704	127.3	17:13:52.966
10	2:00.346	32.223	37.638	50.485	174.1	17:15:53.312
11	1:59.377	31.821	37.810	49.746	175.5	17:17:52.689

99 René LAMMERS NLD						
MP Motorsport Dallara 326						
1	2:17.751	37.373	39.087	1:01.291	152.1	16:56:21.167
2	2:40.531	1:13.641	37.600	49.290	130.5	16:59:01.698
3	1:57.159	31.053	37.373	48.733	178.9	17:00:58.857
4	1:56.496	30.844	37.074	48.578	179.9	17:02:55.353
5	1:56.433	30.709	37.154	48.570	180.0	17:04:51.786

# EURO CUP 3



## Eurocup3 ROUND 1 - PAUL RICARD Sprint Race

### Track Limits Analysis

No	Driver	Team	T.L. Nr	Camera	Lap	Time	Total Infractions:
3	Edouard BORGNA	Drivex	1	Turn 5	4	17:00:45.032	<input type="text" value="3"/>
3	Edouard BORGNA	Drivex	2	Turn 11	4	17:01:38.419	
3	Edouard BORGNA	Drivex	3	Turn 11	5	17:03:38.881	
5	Patrick HEUZENROEDER	Griffin Core	1	Turn 15	10	17:15:43.910	<input type="text" value="1"/>
6	Stylianos KOLOVOS	Drivex	1	Turn 11	5	17:05:41.016	<input type="text" value="1"/>
11	Luca VIISOREANU	TC Racing	1	Turn 5	2	16:56:43.222	<input type="text" value="2"/>
11	Luca VIISOREANU	TC Racing	2	Turn 10	2	16:57:29.881	
41	Alex POWELL	Griffin Core	1	Turn 2	10	17:14:03.372	<input type="text" value="2"/>
41	Alex POWELL	Griffin Core	2	Turn 5	10	17:14:21.245	
70	Andre RODRIGUEZ	GRS	1	Turn 5	4	17:00:45.032	<input type="text" value="1"/>
77	Bart HARRISON	Double R	1	Turn 7	2	16:56:53.348	<input type="text" value="3"/>
77	Bart HARRISON	Double R	2	Turn 15	3	17:00:03.319	
77	Bart HARRISON	Double R	3	Turn 11	5	17:03:31.622	
84	Genaro TRAPPA	Hitech	1	Turn 15	10	17:15:41.903	<input type="text" value="1"/>
91	Lorenzo CAMPOS	Double R	1	Turn 7	4	17:00:55.030	<input type="text" value="2"/>
91	Lorenzo CAMPOS	Double R	2	Turn 11	10	17:15:18.141	

TOTAL TRACK LIMITS: 16

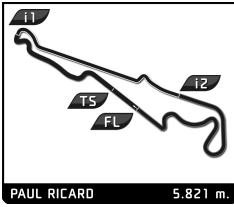
Published at: .....17:20.....

Track Limits Operator:

Daphne FERNÁNDEZ  
OD-1537-ESP-CAT

DAPHNE FERNANDEZ OD-1537-ESP/CAT

# EURO CUP 3



## Eurocup3 ROUND 1 - PAUL RICARD Sprint Race

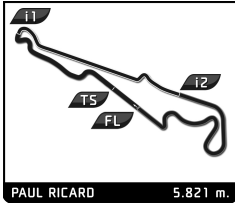
### Provisional Race Director Report

Hour	Flag	Message
16:32:37		E3 SPRINT RACE - PIT LANE WILL BE OPEN AT 16:40 TBC
16:36:12		E3 SPRINT RACE - PIT LANE WILL BE OPEN AT 16:40 CONFIRMED
16:40:00		PIT LANE OPEN
16:45:00		5 MINUTES BOARD
16:47:01		3 MINUTES BOARD
16:49:00		1 MINUTE BOARD
16:49:45		15 SECONDS BOARD
16:50:07		GREEN FLAG - FORMATION LAP
16:54:39		STARTING PROCEDURE UNDER INVESTIGATION
16:55:40		INCIDENT INVOLVING CARS #5 #31 ON T5 NOTED
16:57:00		STARTING PROCEDURE AFTER INVESTIGATION - NFA
16:59:02		INCIDENT INVOLVING CARS #99 #36 ON T5 NOTED
16:59:15		INCIDENT INVOLVING CARS #16 #6 ON T8 NOTED
17:05:38		INCIDENT INVOLVING CARS #11 #44 ON T8 NOTED
17:07:12	YF	YELLOW FLAG AT TURN 6/7
17:07:27	SF	SAFETY CAR
17:07:48		CAR #8 IN GRAVEL BED AT TURN 7
17:10:01		TRACK IS CLEAR - T7
17:12:02		SAFETY CAR IN THIS LAP
17:12:04	GF	GREEN FLAG
17:13:29	GF	GREEN FLAG
17:14:42		SC PROCEDURE UNDER INVESTIGATION
17:16:34		SC PROCEDURE AFTER INVESTIGATION - NFA
17:17:30	YF	YELLOW FLAG AT TURN 8 ENTRY
17:17:38	GF	GREEN FLAG
17:17:42		CHEQUERED FLAG
17:18:17		TOP 3 OVERALL PROCEED TO THE PODIUM AREA - CARS #7 #10 #48
17:18:41		CARS & DRIVERS #7 #10 #48 #2 STAY ON PODIUM AREA FOR POSTERIOR SCRUTINEERING

Published at: ..17:20.....

<b>Race Director:</b> Luis GONZÁLEZ 	<b>Timekeeper:</b> Alberto ESTÉBANEZ 
---	--


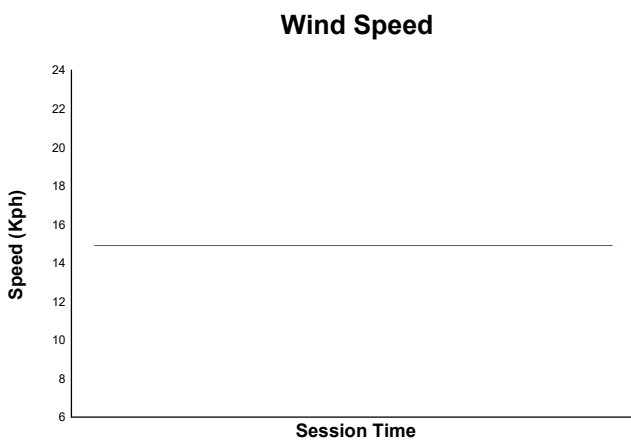
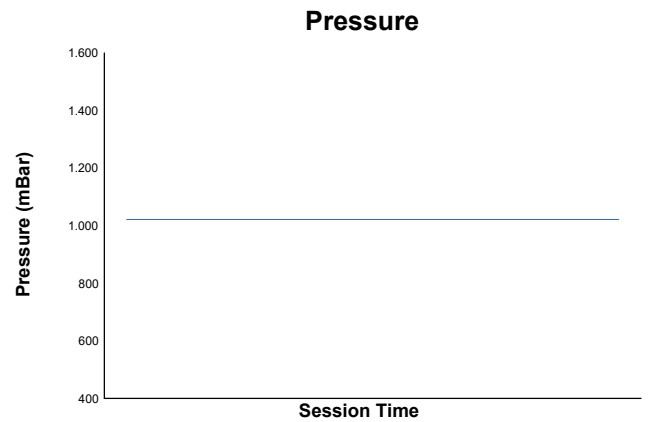
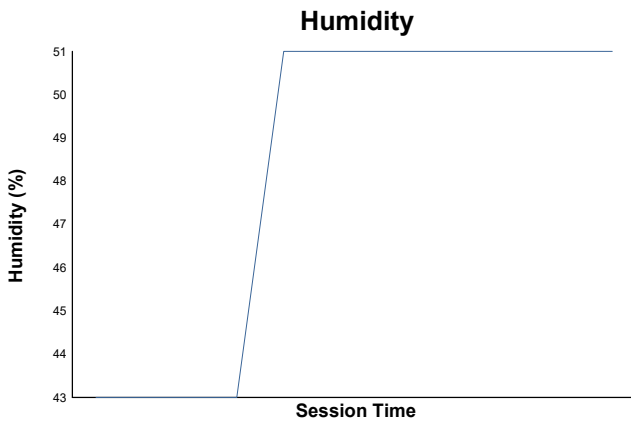
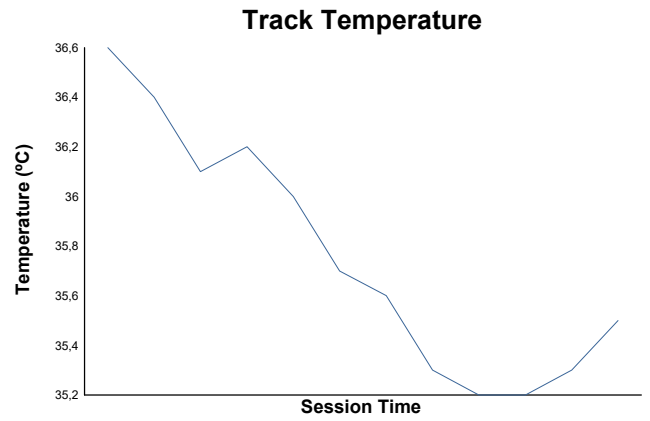
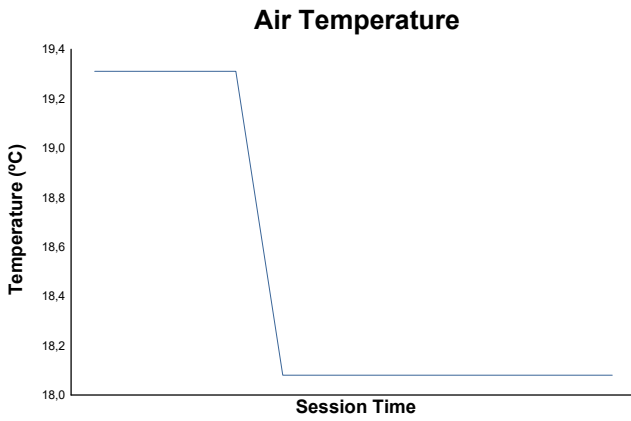
# EURO CUP 3



## ROUND 1 - PAUL RICARD

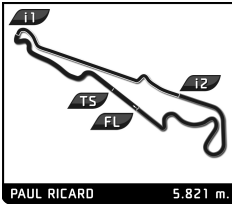
Eurocup3  
Sprint Race

### Weather Report



Track Status: **DRY**

# EURO CUP 3



## Eurocup3 ROUND 1 - PAUL RICARD Race 2 (30 Minutes +1 Lap)

### Final Starting Grid

2:05.395 <b>Rafael PERARD</b>	Palou Motorsport	33	- 15 -	20	Tecnicar	1:58.240 <b>Benjamin BECKLEY</b>
1:58.224 <b>Renzo BARBUY</b>	TC Racing	31	- 14 -	16	Palou Motorsport	1:57.439 <b>Bianca BUSTAMANTE</b>
1:57.272 <b>Stylianos KOLOVOS</b>	Drivex	6	- 13 -	3	Drivex	1:57.269 <b>Edouard BORGNA</b>
1:57.087 <b>Rayan CARETTI</b>	GRS	44	- 12 -	70	GRS	1:56.913 <b>Andre RODRIGUEZ</b>
1:56.808 <b>Lorenzo CAMPOS</b>	Double R	91	- 11 -	26	Double R	1:56.412 <b>Linus LUNDQVIST</b>
1:56.393 <b>Bart HARRISON</b>	Double R	77	- 10 -	22	Tecnicar	1:56.263 <b>Andrej PETROVIC</b>
1:56.242 <b>Alceu FELDMANN</b>	MP Motorsport	8	- 9 -	11	TC Racing	1:56.093 <b>Luca VIISOREANU</b>
1:56.069 <b>Heitor DALL'AGNOL</b>	Palou Motorsport	27	- 8 -	5	Griffin Core	1:56.046 <b>Patrick HEUZENROEDER</b>
1:56.040 <b>Chistopher EL FEGHALI</b>	Drivex	7	- 7 -	2	Tecnicar	1:56.007 <b>Kacper SZTUKA</b>
1:55.999 <b>Genaro TRAPPA</b>	Hitech	84	- 6 -	23	Hitech	1:55.957 <b>Stefan BOSTANDJIEV</b>
1:55.915 <b>Filippo FIORENTINO</b>	Drivex	37	- 5 -	9	Griffin Core	1:55.914 <b>Thomas STRAUVEN</b>
1:55.316 <b>Alex POWELL</b>	Griffin Core	41	- 4 -	10	Griffin Core	1:55.860 <b>Enzo TARNVANICHKUL</b>
1:55.775 <b>Santino PANETTA</b>	Hitech	39	- 3 -	14	Hitech	1:55.618 <b>Keanu AL AZHARI</b>
1:55.533 <b>René LAMMERS</b>	MP Motorsport	99	- 2 -	48	Palou Motorsport	1:55.441 <b>James EGOZI</b>
1:55.194 <b>Ean EYCKMANS</b>	MP Motorsport	4	- 1 -	12	MP Motorsport	1:54.902 <b>Gianmarco PRADEL</b>



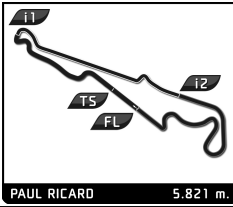
**Pole**

#### CAR #41 - DROP OF 5 GRID POSITIONS - STEWARDS DECISION N°11

Published at: ..... 21:00.....

 Mr. Pedro Vilches Chair of the Stewards	 Mr. Juan Font Steward	 Mr. Serge Cerland Steward	<b>Timekeeper:</b> Alberto ESTÉBANEZ	
--	------------------------------	----------------------------------	---	--

# EURO CUP 3



## Eurocup3 ROUND 1 - PAUL RICARD Race 2 (30 Minutes + 1 Lap)

### Final Classification

No	Driver	Nat	Team	Car	Cl.	Laps	Total Time	Gap	Kph	Best Lap		
										Lap	Time	Kph
1	14 Keanu AL AZHARI	ARE	Hitech	Dallara 326		15	<b>32:08.648</b>	-	163.0	9	<b>1:56.081</b>	180.5
2	48 James EGOZI	USA	Palou Motorsport	Dallara 326		15	<b>32:09.093</b>	+0.445	162.9	12	<b>1:56.140</b>	180.4
3	4 Ean EYCKMANS	BEL	MP Motorsport	Dallara 326	R	15	<b>32:11.759</b>	+3.111	162.7	9	<b>1:56.363</b>	180.1
4	99 René LAMMERS	NLD	MP Motorsport	Dallara 326	R	15	<b>32:15.814</b>	+7.166	162.4	11	<b>1:56.726</b>	179.5
5	41 Alex POWELL	USA	Griffin Core	Dallara 326	R	15	<b>32:16.279</b>	+7.631	162.3	9	<b>1:56.528</b>	179.8
6	84 Genaro TRAPPA	ARG	Hitech	Dallara 326	R	15	<b>32:16.541</b>	+7.893	162.3	10	<b>1:56.854</b>	179.3
7	2 Kacper SZTUKA	POL	Tecnicar	Dallara 326		15	<b>32:17.476</b>	+8.828	162.2	13	<b>1:56.806</b>	179.4
8	39 Santino PANETTA	ARG	Hitech	Dallara 326	R	15	<b>32:17.877</b>	+9.229	162.2	10	<b>1:56.484</b>	179.9
9	7 Christopher EL FEHALI	LBN	Drivex	Dallara 326	R	15	<b>32:17.945</b>	+9.297	162.2	14	<b>1:56.792</b>	179.4
10	5 Patrick HEUZENROEDER	AUS	Griffin Core	Dallara 326		15	<b>32:18.901</b>	+10.253	162.1	9	<b>1:56.765</b>	179.5
11	22 Andrej PETROVIC	SRB	Tecnicar	Dallara 326	R	15	<b>32:21.870</b>	+13.222	161.9	11	<b>1:57.114</b>	178.9
12	27 Heitor DALL'AGNOL	BRA	Palou Motorsport	Dallara 326	R	15	<b>32:21.874</b>	+13.226	161.9	13	<b>1:57.084</b>	179.0
13	33 Rafael PERARD	FRA	Palou Motorsport	Dallara 326	R	15	<b>32:22.302</b>	+13.654	161.8	11	<b>1:56.652</b>	179.6
14	37 Filippo FIORENTINO	BRA	Drivex	Dallara 326	R	15	<b>32:23.803</b>	+15.155	161.7	11	<b>1:56.748</b>	179.5
15	11 Luca VIISOREANU	ROU	TC Racing	Dallara 326	R	15	<b>32:24.260</b>	+15.612	161.7	14	<b>1:57.332</b>	178.6
16	9 Thomas STRAUVEN	BEL	Griffin Core	Dallara 326	R	15	<b>32:24.821</b>	+16.173	161.6	15	<b>1:56.220</b>	180.3
17	10 Enzo TARNVANICHKUL	THA	Griffin Core	Dallara 326		15	<b>32:25.440</b>	+16.792	161.6	12	<b>1:56.885</b>	179.3
18	77 Bart HARRISON	GBR	Double R	Dallara 326	R	15	<b>32:28.002</b>	+19.354	161.4	11	<b>1:57.499</b>	178.3
19	44 Rayan CARETTI	FRA	GRS	Dallara 326	R	15	<b>32:34.549</b>	+25.901	160.8	15	<b>1:57.358</b>	178.6
20	70 Andre RODRIGUEZ	USA	GRS	Dallara 326	R	15	<b>32:37.753</b>	+29.105	160.6	11	<b>1:57.939</b>	177.7
21	16 Bianca BUSTAMANTE	PHL	Palou Motorsport	Dallara 326		15	<b>32:37.827</b>	+29.179	160.6	13	<b>1:58.109</b>	177.4
22	6 Stylianos KOLOVOS	GRC	Drivex	Dallara 326	R	15	<b>32:38.478</b>	+29.830	160.5	10	<b>1:57.889</b>	177.8
23	23 Stefan BOSTANDJIEV	BGR	Hitech	Dallara 326		15	<b>32:39.246</b>	+30.598	160.4	10	<b>1:57.106</b>	178.9
24	26 Linus LUNDQVIST	SWE	Double R	Dallara 326		15	<b>32:40.837</b>	+32.189	160.3	15	<b>1:56.432</b>	180.0
25	8 Alceu FELDMANN	BRA	MP Motorsport	Dallara 326		15	<b>32:41.033</b>	+32.385	160.3	10	<b>1:58.070</b>	177.5
26	3 Edouard BORGNA	FRA	Drivex	Dallara 326		15	<b>32:51.052</b>	+42.404	159.5	7	<b>1:58.654</b>	176.6
27	20 Benjamin BECKLEY	CRI	Tecnicar	Dallara 326	R	15	<b>32:51.275</b>	+42.627	159.5	11	<b>1:58.275</b>	177.2
<b>Not classified</b>												
12	Gianmarco PRADEL	AUS	MP Motorsport	Dallara 326		2	<b>5:00.724</b>			2	<b>2:54.295</b>	120.2
91	Lorenzo CAMPOS	AGO	Double R	Dallara 326	R							
31	Renzo BARBUY	ARG	TC Racing	Dallara 326	R							

<b>Pole Position:</b>	Gianmarco PRADEL	<b>1:54.902</b>	182.4 Kph
<b>Fastest Lap:</b>	Lap9 Keanu AL AZHARI	<b>1:56.081</b>	180.5 Kph

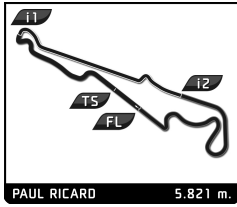
CAR #8 - TIME PENALTY OF 5 SECONDS - TRACK LIMITS  
 CAR #16 - DELETION LAP 11 - SHORTCUT T4  
 CAR #41 - TIME PENALTY OF 5 SECONDS - STEWARDS DECISION N°29  
 CAR #23 - TIME PENALTY OF 5 SECONDS - STEWARDS DECISION N°30

Published at: .....12:30.....

Track Status: **DRY**

 Mr. Pedro Vilches Chair of the Stewards	 Mr. Juan Font Steward	 Mr. Serge Cerland Steward	<b>Timekeeper:</b> Alberto ESTÉBANEZ 
--	------------------------------	----------------------------------	---

# EURO CUP 3



## Eurocup3 ROUND 1 - PAUL RICARD Race 2 (30 Minutes +1 Lap) Final Classification by Class

R	No	Driver	Nat	Team	Car	Laps	Total Time	Gap	Kph	Best Lap		
										Lap	Time	Kph
1	4	Ean EYCKMANS	BEL	MP Motorsport	Dallara 326	15	<b>32:11.759</b>		162.7	9	<b>1:56.363</b>	180.1
2	99	René LAMMERS	NLD	MP Motorsport	Dallara 326	15	<b>32:15.814</b>	+4.055	162.4	11	<b>1:56.726</b>	179.5
3	41	Alex POWELL	USA	Griffin Core	Dallara 326	15	<b>32:16.279</b>	+4.520	162.3	9	<b>1:56.528</b>	179.8
4	84	Genaro TRAPPA	ARG	Hitech	Dallara 326	15	<b>32:16.541</b>	+4.782	162.3	10	<b>1:56.854</b>	179.3
5	39	Santino PANETTA	ARG	Hitech	Dallara 326	15	<b>32:17.877</b>	+6.118	162.2	10	<b>1:56.484</b>	179.9
6	7	Christopher EL FEGHALI	LBN	Drivex	Dallara 326	15	<b>32:17.945</b>	+6.186	162.2	14	<b>1:56.792</b>	179.4
7	22	Andrej PETROVIC	SRB	Tecnicar	Dallara 326	15	<b>32:21.870</b>	+10.111	161.9	11	<b>1:57.114</b>	178.9
8	27	Heitor DALL'AGNOL	BRA	Palou Motorsport	Dallara 326	15	<b>32:21.874</b>	+10.115	161.9	13	<b>1:57.084</b>	179.0
9	33	Rafael PERARD	FRA	Palou Motorsport	Dallara 326	15	<b>32:22.302</b>	+10.543	161.8	11	<b>1:56.652</b>	179.6
10	37	Filippo FIORENTINO	BRA	Drivex	Dallara 326	15	<b>32:23.803</b>	+12.044	161.7	11	<b>1:56.748</b>	179.5
11	11	Luca VIISOREANU	ROU	TC Racing	Dallara 326	15	<b>32:24.260</b>	+12.501	161.7	14	<b>1:57.332</b>	178.6
12	9	Thomas STRAUVEN	BEL	Griffin Core	Dallara 326	15	<b>32:24.821</b>	+13.062	161.6	15	<b>1:56.220</b>	180.3
13	77	Bart HARRISON	GBR	Double R	Dallara 326	15	<b>32:28.002</b>	+16.243	161.4	11	<b>1:57.499</b>	178.3
14	44	Rayan CARETTI	FRA	GRS	Dallara 326	15	<b>32:34.549</b>	+22.790	160.8	15	<b>1:57.358</b>	178.6
15	70	Andre RODRIGUEZ	USA	GRS	Dallara 326	15	<b>32:37.753</b>	+25.994	160.6	11	<b>1:57.939</b>	177.7
16	6	Stylianios KOLOVOS	GRC	Drivex	Dallara 326	15	<b>32:38.478</b>	+26.719	160.5	10	<b>1:57.889</b>	177.8
17	20	Benjamin BECKLEY	CRI	Tecnicar	Dallara 326	15	<b>32:51.275</b>	+39.516	159.5	11	<b>1:58.275</b>	177.2
<b>Not classified</b>												
	91	Lorenzo CAMPOS	AGO	Double R	Dallara 326						15 Laps	
	31	Renzo BARBUY	ARG	TC Racing	Dallara 326						15 Laps	

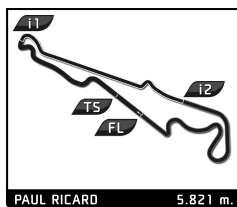
CAR #8 - TIME PENALTY OF 5 SECONDS - TRACK LIMITS  
 CAR #16 - DELETION LAP 11 - SHORTCUT T4  
 CAR #41 - TIME PENALTY OF 5 SECONDS - STEWARDS DECISION N°29  
 CAR #23 - TIME PENALTY OF 5 SECONDS - STEWARDS DECISION N°30

Published at: .....12:30.....

Track Status: **DRY**

 Mr. Pedro Vilches Chair of the Stewards	 Mr. Juan Font Steward	 Mr. Serge Cerland Steward	<b>Timekeeper:</b> Alberto ESTÉBANEZ	
--	------------------------------	----------------------------------	---	--

# EURO CUP 3

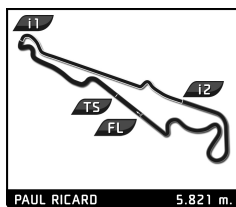


## Eurocup3 ROUND 1 - PAUL RICARD Race 2

### Best Sector Times

Sector 1			Sector 2			Sector 3			Ideal Lap	Best Lap
Pos	No Driver	Time	No Driver	Time	No Driver	Time	Pos	No Driver		
1	14 K.AL AZHARI	30.504	48 J.EGOZI	36.706	14 K.AL AZHARI	48.391	1	48 J.EGOZI	1:55.749	1:56.140 (2)
2	37 F.FIORENTINO	30.551	10 E.TARNVANICHKUL	36.793	48 J.EGOZI	48.452	2	14 K.AL AZHARI	1:55.789	1:56.081 (1)
3	48 J.EGOZI	30.591	26 L.LUNDQVIST	36.806	9 T.STRAUVEN	48.466	3	9 T.STRAUVEN	1:56.096	1:56.220 (3)
4	39 S.PANETTA	30.594	9 T.STRAUVEN	36.822	41 A.POWELL	48.554	4	4 E.EYCKMANS	1:56.263	1:56.363 (4)
5	23 S.BOSTANDJIEV	30.627	2 K.SZTUKA	36.874	4 E.EYCKMANS	48.572	5	41 A.POWELL	1:56.274	1:56.528 (7)
6	2 K.SZTUKA	30.727	22 A.PETROVIC	36.886	26 L.LUNDQVIST	48.689	6	26 L.LUNDQVIST	1:56.280	1:56.432 (5)
7	84 G.TRAPPA	30.755	14 K.AL AZHARI	36.894	33 R.PERARD	48.727	7	39 S.PANETTA	1:56.410	1:56.484 (6)
8	99 R.LAMMERS	30.755	5 P.HEUZENROEDER	36.909	99 R.LAMMERS	48.743	8	99 R.LAMMERS	1:56.437	1:56.726 (9)
9	4 E.EYCKMANS	30.756	7 C.EL FEGHALI	36.918	39 S.PANETTA	48.809	9	37 F.FIORENTINO	1:56.531	1:56.748 (10)
10	41 A.POWELL	30.761	27 H.DALL'AGNOL	36.925	27 H.DALL'AGNOL	48.830	10	2 K.SZTUKA	1:56.544	1:56.806 (13)
11	33 R.PERARD	30.761	4 E.EYCKMANS	36.935	5 P.HEUZENROEDER	48.846	11	5 P.HEUZENROEDER	1:56.564	1:56.765 (11)
12	7 C.EL FEGHALI	30.779	99 R.LAMMERS	36.939	84 G.TRAPPA	48.853	12	33 R.PERARD	1:56.576	1:56.652 (8)
13	26 L.LUNDQVIST	30.785	41 A.POWELL	36.959	2 K.SZTUKA	48.943	13	10 E.TARNVANICHKUL	1:56.597	1:56.885 (15)
14	9 T.STRAUVEN	30.808	37 F.FIORENTINO	36.997	7 C.EL FEGHALI	48.972	14	84 G.TRAPPA	1:56.615	1:56.854 (14)
15	5 P.HEUZENROEDER	30.809	23 S.BOSTANDJIEV	37.001	37 F.FIORENTINO	48.983	15	7 C.EL FEGHALI	1:56.669	1:56.792 (12)
16	10 E.TARNVANICHKUL	30.818	11 L.VIISOREANU	37.003	10 E.TARNVANICHKUL	48.986	16	23 S.BOSTANDJIEV	1:56.703	1:57.106 (17)
17	11 L.VIISOREANU	30.933	84 G.TRAPPA	37.007	11 L.VIISOREANU	48.999	17	27 H.DALL'AGNOL	1:56.705	1:57.084 (16)
18	77 B.HARRISON	30.933	39 S.PANETTA	37.007	22 A.PETROVIC	49.015	18	22 A.PETROVIC	1:56.846	1:57.114 (18)
19	22 A.PETROVIC	30.945	33 R.PERARD	37.088	23 S.BOSTANDJIEV	49.075	19	11 L.VIISOREANU	1:56.935	1:57.332 (19)
20	27 H.DALL'AGNOL	30.950	77 B.HARRISON	37.125	44 R.CARETTI	49.081	20	44 R.CARETTI	1:57.225	1:57.358 (20)
21	16 B.BUSTAMANTE	31.000	44 R.CARETTI	37.125	6 S.KOLOVOS	49.133	21	77 B.HARRISON	1:57.286	1:57.499 (21)
22	44 R.CARETTI	31.019	8 A.FELDMANN	37.200	77 B.HARRISON	49.228	22	6 S.KOLOVOS	1:57.467	1:57.889 (22)
23	8 A.FELDMANN	31.041	6 S.KOLOVOS	37.281	70 A.RODRIGUEZ	49.268	23	8 A.FELDMANN	1:57.554	1:58.070 (24)
24	6 S.KOLOVOS	31.053	3 E.BORGNA	37.338	8 A.FELDMANN	49.313	24	70 A.RODRIGUEZ	1:57.727	1:57.939 (23)
25	70 A.RODRIGUEZ	31.092	70 A.RODRIGUEZ	37.367	16 B.BUSTAMANTE	49.351	25	16 B.BUSTAMANTE	1:57.823	1:58.109 (25)
26	20 B.BECKLEY	31.123	16 B.BUSTAMANTE	37.472	3 E.BORGNA	49.522	26	3 E.BORGNA	1:58.261	1:58.654 (27)
27	3 E.BORGNA	31.401	12 G.PRADEL	37.530	20 B.BECKLEY	49.577	27	20 B.BECKLEY	1:58.275	1:58.275 (26)
28	12 G.PRADEL	48.721	20 B.BECKLEY	37.575	12 G.PRADEL	53.072	28	12 G.PRADEL	2:19.323	2:54.295 (28)

# EURO CUP 3

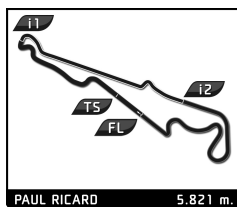


## Eurocup3 ROUND 1 - PAUL RICARD Race 2

### Best Top Speed

No Driver	Team	Class	Top 1		Top 2		Top 3		Top 4		Top 5		Avg
			Kph	Lap	Kph	Lap	Kph	Lap	Kph	Lap	Kph	Lap	
84	Genaro TRAPPA	Hitech	254.1	8	243.8	6	243.8	9	243.2	5	242.7	11	245,5
33	Rafael PERARD	Palou Motorsport	251.2	10	249.4	6	244.9	12	244.3	5	242.2	9	246,4
39	Santino PANETTA	Hitech	251.2	5	246.0	6	244.9	15	244.3	14	243.8	9	246,0
37	Filippo FIORENTINO	Drivex	250.0	7	248.8	12	247.7	5	245.5	13	245.5	15	247,5
48	James EGOZI	Palou Motorsport	250.0	14	243.2	13	243.2	15	242.7	6	242.7	7	244,4
8	Alceu FELDMANN	MP Motorsport	249.4	6	246.0	5	243.8	13	242.2	8	241.6	15	244,6
2	Kacper SZTUKA	Tecnicar	248.8	8	247.1	5	246.0	11	245.5	10	245.5	15	246,6
41	Alex POWELL	Griffin Core	248.8	7	247.1	6	244.3	5	242.7	11	241.1	9	244,8
23	Stefan BOSTANDJIEV	Hitech	248.3	6	244.9	5	244.9	8	244.9	13	241.1	11	244,8
4	Ean EYCKMANS	MP Motorsport	247.7	7	246.6	5	244.9	14	244.3	10	243.8	6	245,5
44	Rayan CARETTI	GRS	247.7	5	244.3	8	244.3	12	242.7	9	242.7	14	244,3
7	Chistopher EL FEGHALI	Drivex	247.1	8	247.1	13	245.5	14	244.3	5	244.3	6	245,7
10	Enzo TARNVANICHKUL	Griffin Core	247.1	5	245.5	13	244.3	7	243.8	8	243.2	9	244,8
6	Stylianios KOLOVOS	Drivex	246.6	5	246.6	13	245.5	11	243.8	8	243.2	6	245,1
9	Thomas STRAUVEN	Griffin Core	246.6	7	243.2	15	242.7	5	241.6	6	241.6	9	243,1
14	Keanu AL AZHARI	Hitech	246.0	10	244.9	7	243.2	14	242.2	5	242.2	8	243,7
22	Andrej PETROVIC	Tecnicar	245.5	7	244.3	15	243.8	6	243.8	9	243.8	13	244,2
26	Linus LUNDQVIST	Double R	245.5	12	241.1	5	238.4	10	237.4	11	237.4	13	240,0
99	René LAMMERS	MP Motorsport	244.9	13	244.3	6	243.2	5	242.7	10	242.7	12	243,6
5	Patrick HEUZENROEDER	Griffin Core	244.3	8	243.2	10	242.7	7	241.6	9	241.6	13	242,7
11	Luca VIISOREANU	TC Racing	244.3	6	244.3	13	243.2	10	242.7	8	242.2	5	243,3
16	Bianca BUSTAMANTE	Palou Motorsport	243.8	8	243.2	5	243.2	7	242.7	6	242.7	15	243,1
20	Benjamin BECKLEY	Tecnicar	243.8	8	241.6	14	241.1	5	240.5	11	240.5	13	241,5
70	Andre RODRIGUEZ	GRS	243.8	5	241.1	9	240.5	6	240.0	10	239.5	8	241,0
27	Heitor DALL'AGNOL	Palou Motorsport	242.7	5	242.7	7	242.7	8	242.2	10	242.2	11	242,5
3	Edouard BORGNA	Drivex	242.2	6	242.2	13	241.6	5	240.0	8	240.0	9	241,2
77	Bart HARRISON	Double R	240.0	14	238.9	15	238.4	5	238.4	8	238.4	10	238,8
12	Gianmarco PRADEL	MP Motorsport	187.2	2									187,2
31	Renzo BARBUY	TC Racing											
91	Lorenzo CAMPOS	Double R											

# EURO CUP 3

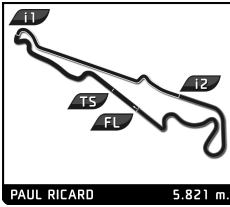


## Eurocup3 ROUND 1 - PAUL RICARD Race 2

### Lap Chart

No	Pos	Grid	Lap														
			1	2	3	4	5	6	7	8	9	10	11	12	13	14	15
12	1	12	48	48	48	48	14	48	48	48	48	14	14	14	14	14	
4	2	4	12	12	14	14	48	14	14	14	14	48	48	48	48	48	
48	3	48	14	14	99	99	99	99	41	41	41	41	41	41	41	41	
99	4	99	99	99	41	41	41	41	4	4	4	4	4	4	4	4	
14	5	14	41	41	4	4	4	4	99	99	39	39	39	39	99	99	
39	6	39	4	4	2	2	2	2	39	39	99	99	99	99	39	84	
10	7	10	2	2	39	39	39	39	2	84	84	84	84	84	84	2	
41	8	41	39	39	7	7	7	7	84	2	2	2	2	2	2	39	
9	9	9	7	7	84	84	84	84	7	7	5	5	5	5	7	7	
37	10	37	84	84	27	27	27	27	5	5	7	7	7	7	5	5	
23	11	23	27	27	5	5	5	5	27	27	27	27	27	27	27	22	
84	12	84	5	5	11	11	11	11	22	22	22	22	22	22	22	27	
2	13	2	11	11	22	22	22	22	11	11	11	11	11	33	33	33	
7	14	7	22	22	77	77	77	77	77	77	33	33	11	11	11	37	
5	15	5	77	77	8	8	8	33	33	33	33	77	77	37	37	11	
27	16	27	8	8	26	26	33	8	8	37	37	37	37	77	10	9	
11	17	11	26	26	44	44	44	44	37	8	10	10	10	9	9	10	
8	18	8	44	44	33	33	70	37	44	10	8	9	9	9	77	77	
22	19	22	9	33	70	70	37	70	10	44	9	8	8	44	8	23	
77	20	77	33	70	16	16	16	16	70	9	44	44	44	8	23	44	
26	21	26	70	16	20	20	10	10	9	16	23	23	23	23	44	8	
91	22	91	16	20	3	3	3	9	16	23	16	16	16	16	16	70	
70	23	70	20	3	37	37	9	23	23	70	70	70	70	70	70	16	
44	24	44	3	37	6	6	23	3	3	6	6	6	6	6	6	6	
3	25	3	37	6	23	23	20	6	6	3	3	3	3	26	26	26	
6	26	6	6	23	10	10	6	20	20	20	20	26	26	20	3	3	
16	27	16	10	10	9	9	26	26	26	26	20	20	3	20	20	20	
31	28	31	23	9													
20	29	20															
33	30	33															

# EURO CUP 3

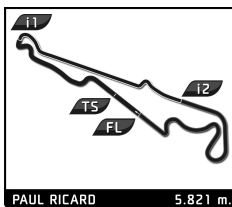


## Eurocup3 ROUND 1 - PAUL RICARD Race 2

### Fastest Lap Sequence

Elapsed	No	Driver	Team	Car	Class	Time	Kph	Lap
5:00.342	48	James EGOZI	Palou Motorsport	Dallara 326		2:54.476	120.1	2
5:00.724	12	Gianmarco PRADEL	MP Motorsport	Dallara 326		2:54.295	120.2	2
5:01.660	14	Keanu AL AZHARI	Hitech	Dallara 326		2:54.224	120.3	2
5:02.915	41	Alex POWELL	Griffin Core	Dallara 326	R	2:53.979	120.4	2
5:03.438	4	Ean EYCKMANS	MP Motorsport	Dallara 326	R	2:53.557	120.7	2
5:04.055	2	Kacper SZTUKA	Tecnicar	Dallara 326		2:53.053	121.1	2
5:05.376	39	Santino PANETTA	Hitech	Dallara 326	R	2:52.954	121.2	2
5:05.818	7	Christopher EL FEGHALI	Drivex	Dallara 326	R	2:51.808	122.0	2
5:08.473	84	Genaro TRAPPA	Hitech	Dallara 326	R	2:51.718	122.0	2
5:10.243	5	Patrick HEUZENROEDER	Griffin Core	Dallara 326		2:51.682	122.1	2
5:12.205	77	Bart HARRISON	Double R	Dallara 326	R	2:51.497	122.2	2
5:12.571	8	Alceu FELDMANN	MP Motorsport	Dallara 326		2:51.339	122.3	2
5:15.759	33	Rafael PERARD	Palou Motorsport	Dallara 326	R	2:48.934	124.0	2
5:16.668	16	Bianca BUSTAMANTE	Palou Motorsport	Dallara 326		2:48.333	124.5	2
5:19.857	6	Stylianios KOLOVOS	Drivex	Dallara 326	R	2:48.218	124.6	2
8:19.254	9	Thomas STRAUVEN	Griffin Core	Dallara 326	R	2:46.585	125.8	3
10:43.147	48	James EGOZI	Palou Motorsport	Dallara 326		2:46.452	125.9	4
10:43.671	14	Keanu AL AZHARI	Hitech	Dallara 326		2:46.369	126.0	4
10:44.021	99	René LAMMERS	MP Motorsport	Dallara 326	R	2:46.032	126.2	4
10:44.563	41	Alex POWELL	Griffin Core	Dallara 326	R	2:45.853	126.4	4
10:44.939	4	Ean EYCKMANS	MP Motorsport	Dallara 326	R	2:45.609	126.5	4
10:45.345	2	Kacper SZTUKA	Tecnicar	Dallara 326		2:45.273	126.8	4
10:45.565	39	Santino PANETTA	Hitech	Dallara 326	R	2:45.048	127.0	4
10:46.084	7	Christopher EL FEGHALI	Drivex	Dallara 326	R	2:44.744	127.2	4
10:46.465	84	Genaro TRAPPA	Hitech	Dallara 326	R	2:43.811	127.9	4
10:47.111	27	Heitor DALL'AGNOL	Palou Motorsport	Dallara 326	R	2:43.039	128.5	4
10:47.230	5	Patrick HEUZENROEDER	Griffin Core	Dallara 326		2:42.162	129.2	4
10:47.521	11	Luca VIISOREANU	TC Racing	Dallara 326	R	2:41.775	129.5	4
10:47.894	22	Andrej PETROVIC	Tecnicar	Dallara 326	R	2:41.404	129.8	4
10:48.419	77	Bart HARRISON	Double R	Dallara 326	R	2:41.099	130.1	4
10:48.748	8	Alceu FELDMANN	MP Motorsport	Dallara 326		2:40.778	130.3	4
10:49.192	26	Linus LUNDQVIST	Double R	Dallara 326		2:40.140	130.9	4
10:49.513	44	Rayan CARETTI	GRS	Dallara 326	R	2:39.594	131.3	4
10:49.928	33	Rafael PERARD	Palou Motorsport	Dallara 326	R	2:38.512	132.2	4
10:50.438	70	Andre RODRIGUEZ	GRS	Dallara 326	R	2:38.434	132.3	4
10:50.868	16	Bianca BUSTAMANTE	Palou Motorsport	Dallara 326		2:38.150	132.5	4
10:51.643	20	Benjamin BECKLEY	Tecnicar	Dallara 326	R	2:37.860	132.7	4
10:51.802	3	Edouard BORGNA	Drivex	Dallara 326		2:37.230	133.3	4
10:51.972	37	Filippo FIORENTINO	Drivex	Dallara 326	R	2:36.707	133.7	4
10:52.262	6	Stylianios KOLOVOS	Drivex	Dallara 326	R	2:36.325	134.1	4
10:52.559	23	Stefan BOSTANDJIEV	Hitech	Dallara 326		2:34.525	135.6	4
10:52.918	10	Enzo TARNVANICHKUL	Griffin Core	Dallara 326		2:34.347	135.8	4
10:53.310	9	Thomas STRAUVEN	Griffin Core	Dallara 326	R	2:34.056	136.0	4
12:40.584	14	Keanu AL AZHARI	Hitech	Dallara 326		1:56.913	179.2	5
18:31.869	48	James EGOZI	Palou Motorsport	Dallara 326		1:56.505	179.9	8
20:28.225	48	James EGOZI	Palou Motorsport	Dallara 326		1:56.356	180.1	9

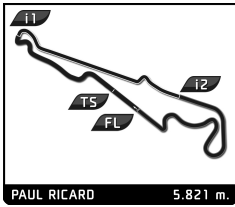
# EURO CUP 3



## Eurocup3 ROUND 1 - PAUL RICARD Race 2

### Fastest Lap Sequence

Elapsed	No Driver	Team	Car	Class	Time	Kph	Lap
20:28.566	14 Keanu AL AZHARI	Hitech	Dallara 326		1:56.081	180.5	9



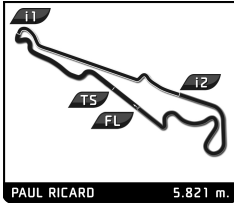
## Eurocup3 ROUND 1 - PAUL RICARD Race 2

### Analysis by lap

Lapped ■

No	Lap Time	Gap	No	Lap Time	Gap	No	Lap Time	Gap	No	Lap Time	Gap	No	Lap Time	Gap
Lap 1			23	2:33.269	21.249	37	2:36.707	8.825	10	1:57.544	12.514	44	1:59.217	13.861
48	2:05.866	0.000	10	2:40.947	21.612	6	2:36.325	9.115	9	1:57.258	12.678	9	1:58.265	14.587
12	2:06.429	0.563	9	3:08.519	32.327	23	2:34.525	9.412	23	1:57.492	13.733	16	1:58.275	15.430
14	2:07.436	1.570	Lap 3			10	2:34.347	9.771	3	1:59.432	14.695	23	1:58.449	15.971
99	2:07.815	1.949	48	2:56.353		9	2:34.056	10.163	6	1:58.081	15.357	70	2:00.066	16.361
41	2:08.936	3.070	14	2:55.642	0.607	Lap 5			20	1:59.761	16.893	6	1:58.523	18.392
4	2:09.881	4.015	99	2:55.830	1.294	14	1:56.913		26	2:00.676	22.917	3	1:59.890	19.344
2	2:11.002	5.136	41	2:55.795	2.015	Lap 7			20	1:59.145	21.668	26	1:57.791	24.621
39	2:12.422	6.556	4	2:55.892	2.635	48	1:57.865	0.428	Lap 9					
7	2:14.010	8.144	2	2:56.017	3.377	99	1:57.586	1.023	48	1:56.356				
84	2:16.755	10.889	39	2:55.141	3.822	41	1:57.377	1.356	14	1:57.797	0.581			
27	2:17.838	11.972	7	2:55.522	4.645	4	1:57.384	1.739	41	1:57.542	1.500			
5	2:18.561	12.695	84	2:54.181	5.959	2	1:57.736	2.497	4	1:57.753	1.955			
11	2:19.259	13.393	27	2:54.467	7.377	39	1:57.888	2.869	99	1:59.326	2.685			
22	2:19.936	14.070	5	2:54.825	8.373	7	1:57.703	3.203	39	1:58.205	3.613			
77	2:20.708	14.842	11	2:54.632	9.051	84	1:57.732	3.613	2	1:59.186	4.030			
8	2:21.232	15.366	22	2:54.816	9.795	27	1:58.065	4.592	84	1:57.874	4.198			
26	2:22.558	16.692	77	2:55.115	10.625	5	1:58.509	5.155	7	1:58.476	4.330			
44	2:23.109	17.243	8	2:55.399	11.275	11	1:58.856	5.793	5	1:57.281	4.580			
9	2:24.150	18.284	26	2:54.899	12.357	22	1:58.912	6.222	27	1:58.305	5.250			
33	2:26.825	20.959	44	2:55.251	13.224	77	1:59.481	7.316	22	1:57.381	6.085			
70	2:27.249	21.383	33	2:55.657	14.721	8	1:59.538	7.702	11	1:58.170	6.566			
16	2:28.335	22.469	70	2:55.679	15.309	33	1:58.502	7.846	77	1:57.567	7.607			
20	2:29.271	23.405	16	2:56.050	16.023	44	1:59.330	8.259	33	1:57.523	8.757			
3	2:29.972	24.106	20	2:55.929	17.088	70	1:59.850	9.704	8	1:58.530	10.681			
37	2:30.781	24.915	3	2:56.105	17.877	37	1:58.433	9.821	37	1:57.873	10.802			
6	2:31.639	25.773	37	2:55.898	18.570	16	2:00.090	10.374	44	1:58.481	11.149			
10	2:41.007	35.141	6	2:56.080	19.242	10	2:00.026	12.360	10	1:56.996	12.120			
23	2:48.322	42.456	23	2:56.443	21.339	3	2:01.435	12.653	70	1:58.728	12.800			
Lap 2			10	2:56.617	21.876	9	2:00.084	12.810	9	1:57.539	12.827			
48	2:54.476		9	2:46.585	22.559	23	2:01.656	13.631	16	1:59.132	13.660			
12	2:54.295	0.382	Lap 4			20	2:03.463	14.522	23	1:57.684	14.027			
14	2:54.224	1.318	48	2:46.452		6	2:02.988	14.666	3	1:58.654	15.959			
99	2:54.344	1.817	14	2:46.369	0.524	26	2:11.023	19.631	6	1:58.407	16.374			
41	2:53.979	2.573	99	2:46.032	0.874	Lap 6			20	1:59.525	19.028			
4	2:53.557	3.096	41	2:45.853	1.416	48	1:56.962		26	1:57.808	23.335			
2	2:53.053	3.713	2	2:45.609	1.792	14	1:57.564	0.174	Lap 8					
39	2:52.954	5.034	4	2:45.273	2.198	99	1:57.116	0.749	48	1:56.505				
7	2:51.808	5.476	39	2:45.048	2.418	41	1:57.382	1.348	14	1:56.540	0.616			
84	2:51.718	8.131	7	2:44.744	2.937	4	1:57.243	1.592	41	1:56.553	1.548			
27	2:51.767	9.263	84	2:43.811	3.318	2	1:57.127	2.234	4	1:56.767	2.217			
5	2:51.682	9.901	27	2:43.039	3.964	39	1:57.319	2.798	99	1:57.392	3.572			
11	2:51.855	10.772	5	2:42.162	4.083	7	1:57.431	3.244	39	1:57.067	4.175			
22	2:51.738	11.332	11	2:41.775	4.374	84	1:57.491	3.714	84	1:56.870	4.563			
77	2:51.497	11.863	22	2:41.404	4.747	27	1:57.133	4.335	2	1:57.607	5.132			
8	2:51.339	12.229	77	2:41.099	5.272	5	1:56.924	4.689	7	1:57.885	5.710			
26	2:51.595	13.811	8	2:40.778	5.601	11	1:57.383	5.786	5	1:58.028	6.103			
44	2:51.559	14.326	26	2:40.140	6.045	22	1:57.262	6.094	27	1:58.120	6.865			
33	2:48.934	15.417	44	2:39.594	6.366	77	1:57.504	7.430	22	1:57.667	7.247			
70	2:49.076	15.983	33	2:38.512	6.781	33	1:58.168	8.624	11	1:57.754	7.815			
16	2:48.333	16.326	70	2:38.434	7.291	8	1:59.229	9.541	77	1:57.844	8.946			
20	2:48.583	17.512	16	2:38.150	7.721	44	1:59.189	10.058	33	1:57.172	9.424			
3	2:48.495	18.125	20	2:37.860	8.496	37	1:57.888	10.319	37	1:58.291	12.588			
37	2:48.586	19.025	3	2:37.230	8.655	70	1:59.148	11.462	8	1:59.141	13.317			
6	2:48.218	19.515				16	1:58.934	11.918	10	1:57.829	13.444			
									Lap 10					
									14	1:57.080				
									48	1:58.094	0.673			
									41	1:57.003	1.302			
									4	1:56.997	1.800			
									39	1:56.484	3.693			
									99	1:56.787	4.579			
									84	1:56.854	5.250			
									2	1:56.836	5.545			
									5	1:57.369	6.460			
									7	1:57.383	6.988			
									27	1:57.179	7.747			
									22	1:57.314	8.713			
									11	1:57.938	9.746			
									33	1:57.969	11.137			
									77	1:59.160	11.893			
									37	1:56.979	13.062			

# EURO CUP 3

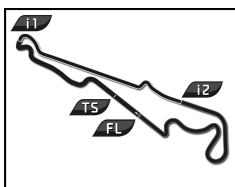


## Eurocup3 ROUND 1 - PAUL RICARD Race 2

### Analysis by lap

Lapped ■

No	Lap Time	Gap	No	Lap Time	Gap	No	Lap Time	Gap	No	Lap Time	Gap	No	Lap Time	Gap
10	1:56.991	14.587	37	1:56.994	14.164	33	1:57.131	13.480						
9	1:56.779	15.693	77	1:58.435	15.187	11	1:57.332	14.439						
8	1:58.070	16.462	10	1:56.885	15.796	37	1:57.311	14.908						
44	1:57.688	17.141	9	1:56.706	16.523	10	1:56.908	16.165						
23	1:57.106	17.632	44	1:57.815	19.850	9	1:56.746	16.717						
16	1:58.230	19.567	8	1:58.435	20.107	77	1:57.810	18.356						
70	1:58.262	20.119	23	1:57.756	20.349	23	1:59.016	24.498						
6	1:57.889	20.469	16	1:58.549	23.159	44	1:58.946	25.307						
3	1:58.708	23.108	70	1:58.423	23.841	8	2:00.666	26.078						
26	1:57.261	25.169	6	1:58.150	24.106	16	1:59.220	26.890						
20	1:59.045	26.290	26	1:59.448	29.513	70	1:58.732	27.550						
<b>Lap 11</b>			20	1:59.893	31.818	6	1:58.146	27.727						
14	1:56.269		3	2:02.194	31.944	26	1:58.212	32.521						
48	1:56.446	0.850	<b>Lap 13</b>			3	2:00.078	38.683						
41	1:56.806	1.839	14	1:56.489		20	2:00.394	39.913						
4	1:56.854	2.385	48	1:56.141	0.271	<b>Lap 15</b>								
39	1:57.094	4.518	41	1:56.770	2.354	14	1:56.764							
99	1:56.726	5.036	4	1:56.808	2.894	48	1:56.760	0.445						
84	1:57.178	6.159	99	1:57.017	6.249	41	1:57.017	2.631						
2	1:57.552	6.828	39	1:57.825	6.656	4	1:56.887	3.111						
5	1:57.406	7.597	84	1:56.906	7.567	99	1:57.268	7.166						
7	1:57.424	8.143	2	1:56.806	7.953	84	1:56.974	7.893						
27	1:57.638	9.116	5	1:57.115	8.791	2	1:57.608	8.828						
22	1:57.114	9.558	7	1:56.996	9.404	39	1:58.965	9.229						
11	1:57.384	10.861	27	1:57.084	10.909	7	1:56.974	9.297						
33	1:56.652	11.520	22	1:57.456	11.831	5	1:57.199	10.253						
77	1:57.499	13.123	33	1:57.344	13.458	22	1:57.981	13.222						
37	1:56.748	13.541	11	1:57.658	14.216	27	1:58.665	13.226						
10	1:56.964	15.282	37	1:57.031	14.706	33	1:56.938	13.654						
9	1:56.764	16.188	10	1:57.059	16.366	37	1:57.011	15.155						
8	1:57.850	18.043	9	1:57.046	17.080	11	1:57.937	15.612						
44	1:57.534	18.406	77	1:58.957	17.655	9	1:56.220	16.173						
23	1:57.601	18.964	8	1:58.903	22.521	10	1:57.391	16.792						
16	1:57.683	20.981	23	1:58.731	22.591	77	1:57.762	19.354						
70	1:57.939	21.789	44	2:00.109	23.470	23	1:57.864	25.598						
6	1:58.127	22.327	16	1:58.109	24.779	44	1:57.358	25.901						
3	1:59.282	26.121	70	1:58.575	25.927	8	1:58.071	27.385						
26	1:57.536	26.436	6	1:59.073	26.690	70	1:58.319	29.105						
20	1:58.275	28.296	26	1:58.394	31.418	16	1:59.053	29.179						
<b>Lap 12</b>			3	2:00.259	35.714	6	1:58.867	29.830						
14	1:56.371		20	2:01.299	36.628	26	1:56.432	32.189						
48	1:56.140	0.619	<b>Lap 14</b>			3	2:00.485	42.404						
41	1:56.605	2.073	14	1:57.109		20	1:59.478	42.627						
4	1:56.561	2.575	48	1:57.287	0.449									
39	1:57.173	5.320	41	1:57.133	2.378									
99	1:57.056	5.721	4	1:57.203	2.988									
84	1:57.362	7.150	99	1:57.522	6.662									
2	1:57.179	7.636	39	1:57.481	7.028									
5	1:56.939	8.165	84	1:57.225	7.683									
7	1:57.125	8.897	2	1:57.140	7.984									
27	1:57.569	10.314	7	1:56.792	9.087									
22	1:57.677	10.864	5	1:58.136	9.818									
33	1:57.454	12.603	27	1:57.525	11.325									
11	1:58.557	13.047	22	1:57.283	12.005									



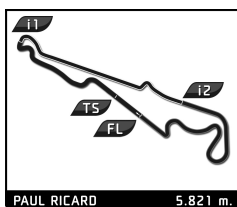
## Eurocup3 ROUND 1 - PAUL RICARD Race 2

PAUL RICARD 5.821 m.

### Flag Analysis

Flag	Time
GREEN FLAG	08:59:11.276
YELLOW FLAG AT SECTOR 1	09:00:12.416
SAFETY CAR	09:00:39.344
GREEN FLAG AT SECTOR 1	09:05:43.990
SAFETY CAR	09:06:27.434
GREEN FLAG	09:09:39.286
CHEQUERED FLAG	09:31:19.924

# EURO CUP 3

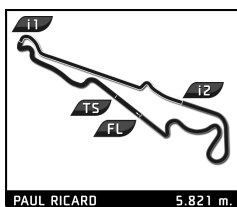


## Eurocup3 ROUND 1 - PAUL RICARD Race 2

### Sector Analysis

Lap	Time	Sector 1	Sector 2	Sector 3	Kph	Elapsed	Lap	Time	Sector 1	Sector 2	Sector 3	Kph	Elapsed
<b>2</b> <b>Kacper SZTUKA</b> POL Tecnicar Dallara 326							<b>6</b> <b>Stylianos KOLOVOS</b> GRC Drivex Dallara 326						
1	2:11.002	37.803	38.144	55.055	160.0	09:01:22.278	1	2:18.561	38.987	38.703	1:00.871	151.2	09:01:29.837
2	2:53.053	48.864	53.547	1:10.642	121.1	09:04:15.331	2	2:51.682	46.619	54.812	1:10.251	122.1	09:04:21.519
3	2:56.017	50.933	59.992	1:05.092	119.1	09:07:11.348	3	2:54.825	50.441	58.218	1:06.166	119.9	09:07:16.344
4	2:45.273	43.437	53.665	1:08.171	126.8	09:09:56.621	4	2:42.162	42.561	54.497	1:05.104	129.2	09:09:58.506
5	1:57.736	31.442	37.079	49.215	178.0	09:11:54.357	5	1:58.509	31.744	37.484	49.281	176.8	09:11:57.015
6	1:57.127	30.923	37.057	49.147	178.9	09:13:51.484	6	1:56.924	30.959	<b>36.909</b>	49.056	179.2	09:13:53.939
7	1:59.186	31.173	37.270	50.743	175.8	09:15:50.670	7	1:57.281	31.222	37.117	48.942	178.7	09:15:51.220
8	1:57.607	31.464	37.113	49.030	178.2	09:17:48.277	8	1:58.028	31.702	37.455	48.871	177.5	09:17:49.248
9	1:57.354	30.979	37.127	49.248	178.6	09:19:45.631	9	<b>1:56.765</b>	30.883	37.036	<b>48.846</b>	179.5	09:19:46.013
10	1:56.836	30.906	<b>36.874</b>	49.056	179.4	09:21:42.467	10	1:57.369	31.202	37.239	48.928	178.5	09:21:43.382
11	1:57.552	30.940	37.277	49.335	178.3	09:23:40.019	11	1:57.406	30.850	37.401	49.155	178.5	09:23:40.788
12	1:57.179	<b>30.727</b>	37.091	49.361	178.8	09:25:37.198	12	1:56.939	<b>30.809</b>	37.278	48.852	179.2	09:25:37.727
13	<b>1:56.806</b>	30.811	37.052	<b>48.943</b>	179.4	09:27:34.004	13	1:57.115	30.973	37.232	48.910	178.9	09:27:34.842
14	1:57.140	30.840	37.136	49.164	178.9	09:29:31.144	14	1:58.136	30.912	37.506	49.718	177.4	09:29:32.978
15	1:57.608	30.861	37.050	49.697	178.2	09:31:28.752	15	1:57.199	30.968	37.257	48.974	178.8	09:31:30.177
<b>3</b> <b>Edouard BORGNA</b> FRA Drivex Dallara 326							<b>7</b> <b>Christopher EL FEGHALI</b> LBN Drivex Dallara 326						
1	2:29.972	44.367	38.388	1:07.217	139.7	09:01:41.248	1	2:31.639	47.796	38.634	1:05.209	138.2	09:01:42.915
2	2:48.495	47.065	51.104	1:10.326	124.4	09:04:29.743	2	2:48.218	48.205	49.884	1:10.129	124.6	09:04:31.133
3	2:56.105	54.530	55.165	1:06.410	119.0	09:07:25.848	3	2:56.080	55.389	54.057	1:06.634	119.0	09:07:27.213
4	2:37.230	44.119	51.610	1:01.501	133.3	09:10:03.078	4	2:36.325	43.992	51.577	1:00.756	134.1	09:10:03.538
5	2:01.435	33.049	37.831	50.555	172.6	09:12:04.513	5	2:02.988	33.290	38.665	51.033	170.4	09:12:06.526
6	1:59.432	32.021	37.475	49.936	175.5	09:14:03.945	6	1:58.081	31.269	37.423	49.389	177.5	09:14:04.607
7	<b>1:58.654</b>	<b>31.401</b>	<b>37.338</b>	49.915	176.6	09:16:02.599	7	1:58.407	31.259	37.528	49.620	177.0	09:16:03.014
8	1:59.890	31.514	38.094	50.282	174.8	09:18:02.489	8	1:58.523	31.400	37.650	49.473	176.8	09:18:01.537
9	1:58.833	31.465	37.569	49.799	176.3	09:20:01.322	9	1:57.965	31.129	37.423	49.413	177.6	09:19:59.502
10	1:58.708	31.406	37.780	<b>49.522</b>	176.5	09:22:00.030	10	<b>1:57.889</b>	31.117	37.406	49.366	177.8	09:21:57.391
11	1:59.282	31.431	37.837	50.014	175.7	09:23:59.312	11	1:58.127	31.372	37.555	49.200	177.4	09:23:55.518
12	2:02.194	32.161	38.349	51.684	171.5	09:26:01.506	12	1:58.150	31.058	37.448	49.644	177.4	09:25:53.668
13	2:00.259	32.393	38.164	49.702	174.3	09:28:01.765	13	1:59.073	32.659	<b>37.281</b>	<b>49.133</b>	176.0	09:27:52.741
14	2:00.078	31.595	38.109	50.374	174.5	09:30:01.843	14	1:58.146	<b>31.053</b>	37.426	49.667	177.4	09:29:50.887
15	2:00.485	31.717	37.977	50.791	173.9	09:32:02.328	15	1:58.867	31.816	37.696	49.355	176.3	09:31:49.754
<b>4</b> <b>Ean EYCKMANS</b> BEL MP Motorsport Dallara 326							<b>8</b> <b>Alceu FELDMANN</b> BRA MP Motorsport Dallara 326						
1	2:09.881	37.002	38.223	54.656	161.3	09:01:21.157	1	2:14.010	38.400	38.126	57.484	156.4	09:01:25.286
2	2:53.557	49.086	53.463	1:11.008	120.7	09:04:14.714	2	2:51.808	48.056	53.768	1:09.984	122.0	09:04:17.094
3	2:55.892	50.742	1:00.137	1:05.013	119.1	09:07:10.606	3	2:55.522	50.971	59.353	1:05.198	119.4	09:07:12.616
4	2:45.609	43.672	53.072	1:08.865	126.5	09:09:56.215	4	2:44.744	43.465	54.191	1:07.088	127.2	09:09:57.360
5	1:57.384	31.359	37.111	48.914	178.5	09:11:53.599	5	1:57.703	31.388	37.204	49.111	178.0	09:11:55.063
6	1:57.243	31.257	37.043	48.943	178.7	09:13:50.842	6	1:57.431	31.256	37.113	49.062	178.5	09:13:52.494
7	1:57.753	31.522	37.208	49.023	178.0	09:15:48.595	7	<b>1:58.476</b>	31.108	37.123	<b>50.245</b>	176.9	09:15:50.970
8	1:56.767	30.904	37.101	48.762	179.5	09:17:45.362	8	<b>1:57.885</b>	<b>31.682</b>	37.101	49.102	177.8	09:17:48.855
9	<b>1:56.363</b>	<b>30.756</b>	37.035	<b>48.572</b>	180.1	09:19:41.725	9	1:57.672	30.935	37.121	49.616	178.1	09:19:46.527
10	1:56.997	30.872	37.069	49.056	179.1	09:21:38.722	10	1:57.383	30.996	37.277	49.110	178.5	09:21:43.910
11	1:56.854	31.050	37.136	48.668	179.3	09:23:35.576	11	1:57.424	30.966	37.152	49.306	178.5	09:23:41.334
12	1:56.561	30.847	<b>36.935</b>	48.779	179.8	09:25:32.137	12	1:57.125	30.811	37.228	49.086	178.9	09:25:38.459
13	1:56.808	30.858	37.074	48.876	179.4	09:27:28.945	13	1:56.996	<b>30.779</b>	<b>37.245</b>	<b>48.972</b>	179.1	09:27:35.455
14	1:57.203	30.911	37.118	49.174	178.8	09:29:26.148	14	<b>1:56.792</b>	30.844	<b>36.918</b>	49.030	179.4	09:29:32.247
15	1:56.887	30.923	37.166	48.798	179.3	09:31:23.035	15	1:56.974	30.850	37.004	49.120	179.1	09:31:29.221
<b>5</b> <b>Patrick HEUZENROEDER</b> AUS Griffin Core Dallara 326							<b>3</b> <b>Alceu FELDMANN</b> BRA MP Motorsport Dallara 326						
1	2:21.232	39.553	39.065	1:02.614	148.4	09:01:32.508	1	2:21.232	39.553	39.065	1:02.614	148.4	09:01:32.508
2	2:51.339	47.646	53.744	1:09.949	122.3	09:04:23.847	2	2:51.339	47.646	53.744	1:09.949	122.3	09:04:23.847
3	2:55.399	51.915	56.911	1:06.573	119.5	09:07:19.246	3	2:55.399	51.915	56.911	1:06.573	119.5	09:07:19.246

# EURO CUP 3

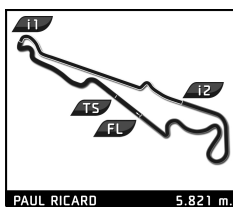


## Eurocup3 ROUND 1 - PAUL RICARD Race 2

### Sector Analysis

		Lap under Red Flag		Invalidated Lap		Personal Best		Session Best		B Crossing the pit lane				
Lap	Time	Sector 1	Sector 2	Sector 3	Kph	Elapsed	Lap	Time	Sector 1	Sector 2	Sector 3	Kph	Elapsed	
<b>9</b>	<b>Thomas STRAUVEN</b> BEL													
	Griffin Core Dallara 326													
	1	2:24.150	B	37.377	39.613	1:07.160	145.4	09:01:35.426						
	2	3:08.519		1:38.528	38.420	51.571	111.2	09:04:43.945						
	3	2:46.585		45.256	53.636	1:07.693	125.8	09:07:30.530						
	4	2:34.056		43.811	51.164	59.081	136.0	09:10:04.586						
	5	2:00.084		32.831	37.684	49.569	174.5	09:12:04.670						
	6	1:57.258		31.232	36.985	49.041	178.7	09:14:01.928						
	7	1:57.539		31.311	37.051	49.177	178.3	09:15:59.467						
	8	1:58.265		31.812	37.405	49.048	177.2	09:17:57.732						
	9	1:58.104		31.423	37.427	49.254	177.4	09:19:55.836						
	10	1:56.779		30.920	36.986	48.873	179.4	09:21:52.615						
	11	1:56.764		30.808	37.126	48.830	179.5	09:23:49.379						
	12	1:56.706		30.814	37.156	48.736	179.6	09:25:46.085						
	13	1:57.046		30.848	37.122	49.076	179.0	09:27:43.131						
	14	1:56.746		30.872	36.921	48.953	179.5	09:29:39.877						
15	1:56.220		30.932	36.822	48.466	180.3	09:31:36.097							
<b>10</b>	<b>Enzo TARNVANICHKUL</b> THA													
	Griffin Core Dallara 326													
	1	2:41.007	B	37.257	43.413	1:20.337	130.2	09:01:52.283						
	2	2:40.947		1:07.767	39.361	53.819	130.2	09:04:33.230						
	3	2:56.617		54.743	54.150	1:07.724	118.6	09:07:29.847						
	4	2:34.347		43.170	51.857	59.320	135.8	09:10:04.194						
	5	2:00.026		32.782	37.578	49.666	174.6	09:12:04.220						
	6	1:57.544		31.090	36.973	49.481	178.3	09:14:01.764						
	7	1:56.996		31.121	36.793	49.082	179.1	09:15:58.760						
	8	1:57.829		31.102	37.199	49.528	177.8	09:17:56.589						
	9	1:57.929		31.822	37.032	49.075	177.7	09:19:54.518						
	10	1:56.991		30.853	37.048	49.090	179.1	09:21:51.509						
	11	1:56.964		30.835	37.119	49.010	179.2	09:23:48.473						
	12	1:56.885		30.818	37.044	49.023	179.3	09:25:45.358						
	13	1:57.059		31.044	37.029	48.986	179.0	09:27:42.417						
	14	1:56.908		30.899	36.984	49.025	179.2	09:29:39.325						
15	1:57.391		30.831	36.937	49.623	178.5	09:31:36.716							
<b>11</b>	<b>Luca VIISOREANU</b> ROU													
	TC Racing Dallara 326													
	1	2:19.259		39.262	38.484	1:01.513	150.5	09:01:30.535						
	2	2:51.855		46.726	54.923	1:10.206	121.9	09:04:22.390						
	3	2:54.632		50.649	57.397	1:06.586	120.0	09:07:17.022						
	4	2:41.775		42.756	54.305	1:04.714	129.5	09:09:58.797						
	5	1:58.856		31.919	37.505	49.432	176.3	09:11:57.653						
6	1:57.383		31.147	37.003	49.233	178.5	09:13:55.036							
<b>12</b>	<b>Gianmarco PRADEL</b> AUS													
	MP Motorsport Dallara 326													
	1	2:06.429		35.827	37.530	53.072	165.7	09:01:17.705						
	2	2:54.295		48.721	54.977	1:10.597	120.2	09:04:12.000						
	3	2:46.369		43.575	52.797	1:09.997	126.0	09:09:54.947						
	4	2:07.436		36.191	37.855	53.390	164.4	09:01:18.712						
	5	2:54.224		48.649	54.652	1:10.923	120.3	09:04:12.936						
	6	2:55.642		50.122	1:00.544	1:04.976	119.3	09:07:08.578						
	7	2:46.369		43.575	52.797	1:09.997	126.0	09:09:54.947						
	8	1:56.913		31.160	36.894	48.859	179.2	09:11:51.860						
	9	1:57.564		30.906	37.435	49.223	178.2	09:13:49.424						
	10	1:57.797		31.942	37.189	48.666	177.9	09:15:47.221						
	11	1:56.540		30.783	37.065	48.692	179.8	09:17:43.761						
	12	1:56.081		30.622	37.024	48.435	180.5	09:19:39.842						
	13	1:57.080		31.445	37.195	48.440	179.0	09:21:36.922						
	14	1:56.269		30.618	37.260	48.391	180.2	09:23:33.191						
15	1:56.371		30.584	37.100	48.687	180.1	09:25:29.562							
<b>14</b>	<b>Keanu AL AZHARI</b> ARE													
	Hitech Dallara 326													
	1	2:07.436		36.191	37.855	53.390	164.4	09:01:18.712						
	2	2:54.224		48.649	54.652	1:10.923	120.3	09:04:12.936						
	3	2:55.642		50.122	1:00.544	1:04.976	119.3	09:07:08.578						
	4	2:46.369		43.575	52.797	1:09.997	126.0	09:09:54.947						
	5	1:56.913		31.160	36.894	48.859	179.2	09:11:51.860						
	6	1:57.564		30.906	37.435	49.223	178.2	09:13:49.424						
	7	1:57.797		31.942	37.189	48.666	177.9	09:15:47.221						
	8	1:56.540		30.783	37.065	48.692	179.8	09:17:43.761						
	9	1:56.081		30.622	37.024	48.435	180.5	09:19:39.842						
	10	1:57.080		31.445	37.195	48.440	179.0	09:21:36.922						
	11	1:56.269		30.618	37.260	48.391	180.2	09:23:33.191						
	12	1:56.371		30.584	37.100	48.687	180.1	09:25:29.562						
	13	1:56.489		30.504	37.062	48.923	179.9	09:27:26.051						
	14	1:57.109		30.654	37.325	49.130	178.9	09:29:23.160						
15	1:56.764		30.608	37.279	48.877	179.5	09:31:19.924							
<b>16</b>	<b>Bianca BUSTAMANTE</b> PHL													
	Palou Motorsport Dallara 326													
	1	2:28.335		41.377	39.392	1:07.566	141.3	09:01:39.611						
	2	2:48.333		46.484	51.426	1:10.423	124.5	09:04:27.944						
	3	2:56.050		54.299	55.230	1:06.521	119.0	09:07:23.994						
	4	2:38.150		43.995	52.177	1:01.978	132.5	09:10:02.144						
	5	2:00.090		31.906	37.998	50.186	174.5	09:12:02.234						
	6	1:58.934		32.017	37.538	49.379	176.2	09:14:01.168						
	7	1:59.132		31.300	37.539	50.293	175.9	09:16:00.300						
	8	1:58.275		31.376	37.548	49.351	177.2	09:17:58.575						
	9	1:59.684		31.395	38.296	49.993	175.1	09:19:58.259						
	10	1:58.230		31.041	37.576	49.613	177.2	09:21:56.489						
	11	1:57.683		30.420	37.829	49.434	178.1	09:23:54.172						
	12	1:58.549		31.242	37.601	49.706	176.8	09:25:52.721						
	13	1:58.109		31.000	37.472	49.637	177.4	09:27:50.830						
	14	1:59.220		31.357	38.183	49.680	175.8	09:29:50.050						
15	1:59.053		31.224	37.754	50.075	176.0	09:31:49.103							
<b>20</b>	<b>Benjamin BECKLEY</b> CRI													
	Tecnicar Dallara 326													
	1	2:29.271		43.211	39.038	1:07.022	140.4	09:01:40.547						
	2	2:48.583		46.697	51.343	1:10.543	124.3	09:04:29.130						
	3	2:55.929		54.147	55.586	1:06.196	119.1	09:07:25.059						
4	2:37.860		44.035	51.939	1:01.886	132.7	09:10:02.919							

# EURO CUP 3



## Eurocup3 ROUND 1 - PAUL RICARD Race 2

### Sector Analysis

Lap under Red Flag    — Invalidated Lap    ■ Personal Best    ■ Session Best    B Crossing the pit lane

Lap	Time	Sector 1	Sector 2	Sector 3	Kph	Elapsed	Lap	Time	Sector 1	Sector 2	Sector 3	Kph	Elapsed
5	2:03.463	33.628	37.930	51.905	169.7	09:12:06.382	8	1:57.791	31.028	37.343	49.420	177.9	09:18:07.766
6	1:59.761	32.202	37.670	49.889	175.0	09:14:06.143	9	1:57.064	30.912	37.209	48.943	179.0	09:20:04.830
7	1:59.525	31.645	37.744	50.136	175.3	09:16:05.668	10	1:57.261	30.954	37.361	48.946	178.7	09:22:02.091
8	1:59.145	31.463	37.606	50.076	175.9	09:18:04.813	11	1:57.536	<b>30.785</b>	37.228	49.523	178.3	09:23:59.627
9	<b>1:59.354</b>	31.311	<b>38.240</b>	49.803	175.6	09:20:04.167	12	1:59.448	32.307	37.770	49.371	175.4	09:25:59.075
10	1:59.045	31.278	38.129	49.638	176.0	09:22:03.212	13	1:58.394	31.007	37.607	49.780	177.0	09:27:57.469
11	<b>1:58.275</b>	<b>31.123</b>	<b>37.575</b>	<b>49.577</b>	177.2	09:24:01.487	14	1:58.212	31.301	37.463	49.448	177.3	09:29:55.681
12	1:59.893	31.309	37.713	50.871	174.8	09:26:01.380	15	<b>1:56.432</b>	30.937	<b>36.806</b>	<b>48.689</b>	180.0	09:31:52.113
13	2:01.299	32.276	38.373	50.650	172.8	09:28:02.679	<b>27</b> Heitor DALL'AGNOL BRA Palou Motorsport Dallara 326						
14	2:00.394	31.580	38.838	49.976	174.1	09:30:03.073	1	2:17.838	38.915	38.591	1:00.332	152.0	09:01:29.114
15	1:59.478	31.440	37.826	50.212	175.4	09:32:02.551	2	2:51.767	46.172	55.315	1:10.280	122.0	09:04:20.881

<b>22</b> Andrej PETROVIC SRB Tecnicar Dallara 326						
1	2:19.936	39.534	38.571	1:01.831	149.8	09:01:31.212
2	2:51.738	46.941	54.608	1:10.189	122.0	09:04:22.950
3	2:54.816	51.129	57.076	1:06.611	119.9	09:07:17.766
4	2:41.404	42.587	54.269	1:04.548	129.8	09:09:59.170
5	1:58.912	31.962	37.455	49.495	176.2	09:11:58.082
6	1:57.262	31.194	<b>36.886</b>	49.182	178.7	09:13:55.344
7	1:57.381	31.296	36.986	49.099	178.5	09:15:52.725
8	1:57.667	31.059	37.211	49.397	178.1	09:17:50.392
9	1:57.929	31.115	37.118	49.696	177.7	09:19:48.321
10	1:57.314	31.108	37.104	49.102	178.6	09:21:45.635
11	<b>1:57.114</b>	31.074	37.025	<b>49.015</b>	178.9	09:23:42.749
12	1:57.677	31.095	37.033	49.549	178.1	09:25:40.426
13	<b>1:57.456</b>	<b>31.274</b>	37.129	49.053	178.4	09:27:37.882
14	1:57.283	<b>30.945</b>	37.148	49.190	178.7	09:29:35.165
15	1:57.981	31.028	37.118	49.835	177.6	09:31:33.146

<b>23</b> Stefan BOSTANDJIEV BGR Hitech Dallara 326						
1	2:48.322 <b>B</b>	38.139	39.154	1:31.029	124.5	09:01:59.598
2	2:33.269	48.546	38.609	1:06.114	136.7	09:04:32.867
3	2:56.443	54.589	54.206	1:07.648	118.8	09:07:29.310
4	2:34.525	43.107	52.064	59.354	135.6	09:10:03.835
5	<b>2:01.656</b>	33.280	<b>38.447</b>	49.929	172.3	09:12:05.491
6	1:57.492	31.416	<b>37.001</b>	<b>49.075</b>	178.4	09:14:02.983
7	1:57.684	31.084	37.310	49.290	178.1	09:16:00.667
8	1:58.449	31.412	37.437	49.600	176.9	09:17:59.116
9	1:58.332	31.226	37.820	49.286	177.1	09:19:57.448
10	<b>1:57.106</b>	<b>30.627</b>	37.364	49.115	178.9	09:21:54.554
11	1:57.601	31.155	37.301	49.145	178.2	09:23:52.155
12	1:57.756	31.068	37.467	49.221	178.0	09:25:49.911
13	<b>1:58.731</b>	31.822	37.454	<b>49.455</b>	176.5	09:27:48.642
14	<b>1:59.016</b>	<b>32.292</b>	37.594	49.130	176.1	09:29:47.658
15	1:57.864	31.038	37.424	49.402	177.8	09:31:45.522

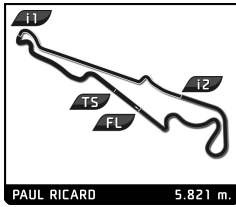
<b>26</b> Linus LUNDQVIST SWE Double R Dallara 326						
1	2:22.558	40.436	38.958	1:03.164	147.0	09:01:33.834
2	2:51.595	47.247	53.714	1:10.634	122.1	09:04:25.429
3	2:54.899	51.114	56.949	1:06.836	119.8	09:07:20.328
4	2:40.140	42.586	53.922	1:03.632	130.9	09:10:00.468
5	2:11.023	31.897	37.713	1:01.413	159.9	09:12:11.491
6	2:00.676	32.352	37.972	50.352	173.7	09:14:12.167
7	1:57.808	31.139	37.553	49.116	177.9	09:16:09.975

<b>27</b> Heitor DALL'AGNOL BRA Palou Motorsport Dallara 326						
1	2:17.838	38.915	38.591	1:00.332	152.0	09:01:29.114
2	2:51.767	46.172	55.315	1:10.280	122.0	09:04:20.881
3	2:54.467	49.755	58.619	1:06.093	120.1	09:07:15.348
4	2:43.039	42.881	54.297	1:05.861	128.5	09:09:58.387
5	1:58.065	31.366	37.507	49.192	177.5	09:11:56.452
6	1:57.133	31.149	<b>36.925</b>	49.059	178.9	09:13:53.585
7	1:58.305	31.133	37.364	49.808	177.1	09:15:51.890
8	1:58.120	31.403	37.525	49.192	177.4	09:17:50.010
9	1:57.480	31.026	37.291	49.163	178.4	09:19:47.490
10	1:57.179	31.051	37.298	<b>48.830</b>	178.8	09:21:44.669
11	1:57.638	31.422	37.276	48.940	178.1	09:23:42.307
12	1:57.569	31.106	37.159	49.304	178.2	09:25:39.876
13	<b>1:57.084</b>	<b>30.950</b>	37.212	48.922	179.0	09:27:36.960
14	1:57.525	31.063	37.424	49.038	178.3	09:29:34.485
15	1:58.665	31.223	37.467	49.975	176.6	09:31:33.150

<b>33</b> Rafael PERARD FRA Palou Motorsport Dallara 326						
1	2:26.825	41.670	38.746	1:06.409	142.7	09:01:38.101
2	2:48.934	45.377	52.587	1:10.970	124.0	09:04:27.035
3	2:55.657	52.975	56.106	1:06.576	119.3	09:07:22.692
4	2:38.512	42.921	53.399	1:02.192	132.2	09:10:01.204
5	1:58.502	31.890	37.412	49.200	176.8	09:11:59.706
6	<b>1:58.168</b>	31.500	37.331	<b>49.337</b>	177.3	09:13:57.874
7	1:57.523	31.055	37.297	49.171	178.3	09:15:55.397
8	1:57.172	<b>30.761</b>	37.111	49.300	178.8	09:17:52.569
9	1:57.521	30.972	37.351	49.198	178.3	09:19:50.090
10	1:57.969	31.337	37.517	49.115	177.6	09:21:48.059
11	<b>1:56.652</b>	30.837	<b>37.088</b>	<b>48.727</b>	179.6	09:23:44.711
12	1:57.454	30.862	37.232	49.360	178.4	09:25:42.165
13	1:57.344	30.810	37.458	49.076	178.6	09:27:39.509
14	1:57.131	30.901	37.255	48.975	178.9	09:29:36.640
15	1:56.938	30.923	37.176	48.839	179.2	09:31:33.578

<b>37</b> Filippo FIORENTINO BRA Drivex Dallara 326						
1	2:30.781	44.988	38.194	1:07.599	139.0	09:01:42.057
2	2:48.586	47.700	50.480	1:10.406	124.3	09:04:30.643
3	2:55.898	55.084	54.142	1:06.672	119.1	09:07:26.541
4	2:36.707	44.064	51.615	1:01.028	133.7	09:10:03.248
5	1:58.433	31.228	37.227	49.978	176.9	09:12:01.681
6	1:57.888	31.589	37.029	49.270	177.8	09:13:59.569
7	1:57.873	30.977	37.145	49.751	177.8	09:15:57.442
8	1:58.291	31.668	37.381	49.242	177.2	09:17:55.733
9	1:57.272	30.841	37.372	49.059	178.7	09:19:53.005
10	1:56.979	30.676	37.304	48.999	179.1	09:21:49.984

# EURO CUP 3



## Eurocup3 ROUND 1 - PAUL RICARD Race 2

### Sector Analysis

Lap under Red Flag    — Invalidated Lap    ■ Personal Best    ■ Session Best    B Crossing the pit lane

Lap	Time	Sector 1	Sector 2	Sector 3	Kph	Elapsed	Lap	Time	Sector 1	Sector 2	Sector 3	Kph	Elapsed
11	<b>1:56.748</b>	30.620	37.145	<b>48.983</b>	179.5	09:23:46.732	14	1:58.946	32.394	37.353	49.199	176.2	09:29:48.467
12	1:56.994	30.757	37.164	49.073	179.1	09:25:43.726	15	<b>1:57.358</b>	<b>31.019</b>	37.152	49.187	178.6	09:31:45.825
13	1:57.031	<b>30.551</b>	37.212	49.268	179.1	09:27:40.757							
14	1:57.311	30.891	37.162	49.258	178.6	09:29:38.068							
15	1:57.011	30.920	<b>36.997</b>	49.094	179.1	09:31:35.079							

39 Santino PANETTA		ARG											
Hitech		Dallara 326											
1	2:12.422	37.933	38.207	56.282	158.2	09:01:23.698							
2	2:52.954	48.686	54.081	1:10.187	121.2	09:04:16.652							
3	2:55.141	50.580	59.479	1:05.082	119.6	09:07:11.793							
4	2:45.048	43.597	53.874	1:07.577	127.0	09:09:56.841							
5	1:57.888	31.504	37.234	49.150	177.8	09:11:54.729							
6	1:57.319	31.155	37.072	49.092	178.6	09:13:52.048							
7	1:58.205	31.098	37.165	49.942	177.3	09:15:50.253							
8	1:57.067	30.923	37.185	48.959	179.0	09:17:47.320							
9	1:56.811	30.811	37.191	<b>48.809</b>	179.4	09:19:44.131							
10	<b>1:56.484</b>	<b>30.594</b>	<b>37.007</b>	48.883	179.9	09:21:40.615							
11	1:57.094	30.918	37.214	48.962	179.0	09:23:37.709							
12	1:57.173	30.877	37.277	49.019	178.8	09:25:34.882							
13	1:57.825	30.836	37.308	49.681	177.9	09:27:32.707							
14	1:57.481	30.920	37.325	49.236	178.4	09:29:30.188							
15	1:58.965	30.914	37.902	50.149	176.1	09:31:29.153							

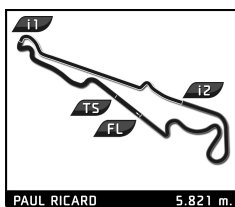
41 Alex POWELL		USA											
Griffin Core		Dallara 326											
1	2:08.936	36.970	37.950	54.016	162.5	09:01:20.212							
2	2:53.979	49.301	53.706	1:10.972	120.4	09:04:14.191							
3	2:55.795	50.444	1:00.227	1:05.124	119.2	09:07:09.986							
4	2:45.853	43.754	52.814	1:09.285	126.4	09:09:55.839							
5	1:57.377	31.274	<b>36.959</b>	49.144	178.5	09:11:53.216							
6	1:57.382	31.170	36.993	49.219	178.5	09:13:50.598							
7	1:57.542	31.453	37.327	48.762	178.3	09:15:48.140							
8	1:56.553	30.890	37.109	<b>48.554</b>	179.8	09:17:44.693							
9	<b>1:56.528</b>	30.781	37.132	48.615	179.8	09:19:41.221							
10	1:57.003	30.955	37.173	48.875	179.1	09:21:38.224							
11	1:56.806	30.945	37.149	48.712	179.4	09:23:35.030							
12	1:56.605	<b>30.761</b>	37.061	48.783	179.7	09:25:31.635							
13	1:56.770	30.765	37.125	48.880	179.5	09:27:28.405							
14	1:57.133	30.803	37.241	49.089	178.9	09:29:25.538							
15	1:57.017	30.871	37.142	49.004	179.1	09:31:22.555							

44 Rayan CARETTI		FRA											
GRS		Dallara 326											
1	2:23.109	40.831	39.160	1:03.118	146.4	09:01:34.385							
2	2:51.559	47.951	52.908	1:10.700	122.1	09:04:25.944							
3	2:55.251	51.896	56.935	1:06.420	119.6	09:07:21.195							
4	2:39.594	42.803	54.013	1:02.778	131.3	09:10:00.789							
5	1:59.330	31.903	37.594	49.833	175.6	09:12:00.119							
6	1:59.189	31.702	37.779	49.708	175.8	09:13:59.308							
7	1:58.481	31.688	37.465	49.328	176.9	09:15:57.789							
8	1:59.217	31.657	37.728	49.832	175.8	09:17:57.006							
9	1:59.369	32.225	37.579	49.565	175.6	09:19:56.375							
10	1:57.688	31.087	<b>37.125</b>	49.476	178.1	09:21:54.063							
11	1:57.534	31.032	37.421	<b>49.081</b>	178.3	09:23:51.597							
12	1:57.815	31.100	37.155	49.560	177.9	09:25:49.412							
13	<u>2:00.109</u>	32.859	37.701	<u>49.549</u>	174.5	09:27:49.521							

48 James EGOZI		USA											
Palou Motorsport		Dallara 326											
1	2:05.866	35.384	37.777	52.705	166.5	09:01:17.142							
2	2:54.476	48.475	55.392	1:10.609	120.1	09:04:11.618							
3	2:56.353	49.743	54.627	1:11.983	118.8	09:07:07.971							
4	2:46.452	43.396	53.023	1:10.033	125.9	09:09:54.423							
5	1:57.865	31.176	37.127	49.562	177.8	09:11:52.288							
6	1:56.962	31.092	37.073	48.797	179.2	09:13:49.250							
7	1:57.390	31.734	37.145	48.511	178.5	09:15:46.640							
8	1:56.505	30.811	37.234	48.460	179.9	09:17:43.145							
9	1:56.356	30.654	37.214	48.488	180.1	09:19:39.501							
10	1:58.094	32.024	37.470	48.600	177.4	09:21:37.595							
11	1:56.446	30.890	37.104	<b>48.452</b>	180.0	09:23:34.041							
12	<b>1:56.140</b>	<b>30.591</b>	<b>36.706</b>	48.843	180.4	09:25:30.181							
13	1:56.141	30.679	36.835	48.627	180.4	09:27:26.322							
14	<u>1:57.287</u>	30.818	<b>37.189</b>	49.280	178.7	09:29:23.609							
15	1:56.760	30.773	37.056	48.931	179.5	09:31:20.369							

70 Andre RODRIGUEZ		USA											
GRS		Dallara 326											
1	2:27.249	41.490	39.202	1:06.557	142.3	09:01:38.525							
2	2:49.076	46.715	51.693	1:10.668	123.9	09:04:27.601							
3	2:55.679	53.620	55.787	1:06.272	119.3	09:07:23.280							
4	2:38.434	43.064	53.401	1:01.969	132.3	09:10:01.714							
5	1:59.850	31.779	37.659	50.412	174.8	09:12:01.564							
6	1:59.148	32.428	37.391	49.329	175.9	09:14:00.712							
7	<b>1:58.728</b>	31.227	37.379	<b>50.122</b>	176.5	09:15:59.440							
8	<u>2:00.066</u>	<b>32.249</b>	38.092	49.725	174.5	09:17:59.506							
9	1:59.273	31.224	37.643	50.406	175.7	09:19:58.779							
10	1:58.262	<b>31.092</b>	37.681	49.489	177.2	09:21:57.041							
11	<b>1:57.939</b>	31.226	37.445	<b>49.268</b>	177.7	09:23:54.980							
12	1:58.423	31.185	37.620	49.618	177.0	09:25:53.403							
13	1:58.575	31.806	37.497	49.272	176.7	09:27:51.978							
14	1:58.732	31.128	37.797	49.807	176.5	09:29:50.710							
15	1:58.319	31.589	<b>37.367</b>	49.363	177.1	09:31:49.029							

77 Bart HARRISON		GBR											
Double R		Dallara 326											
1	2:20.708	40.166	38.553	1:01.989	148.9	09:01:31.984							
2	2:51.497	47.263	54.079	1:10.155	122.2	09:04:23.481							
3	2:55.115	51.483	56.799	1:06.833	119.7	09:07:18.596							
4	2:41.099	42.986	53.818	1:04.295	130.1	09:09:59.695							
5	1:59.481	31.952	37.846	49.683	175.4	09:11:59.176							
6	1:57.504	31.135	37.130	49.239	178.3	09:13:56.680							
7	1:57.567	31.069	37.270	<b>49.228</b>	178.2	09:15:54.247							
8	1:57.844	30.999	37.405	49.440	177.8	09:17:52.091							
9	1:57.564	31.114	<b>37.125</b>	49.325	178.2	09:19:49.655							
10	1:59.160	32.018	37.751	49.391	175.9	09:21:48.815							
11	<b>1:57.499</b>	30.985	37.260	49.254	178.3	09:23:46.314							
12	1:58.435	31.742	37.393	49.300	176.9	09:25:44.749							
13	1:58.957	<b>30.933</b>	37.656	50.368	176.2	09:27:43.706							
14	1:57.810	31.093	37.312	49.405	177.9	09:29:41.516							
15	1:57.762	31.190	37.168	49.404	177.9	09:31:39.278							



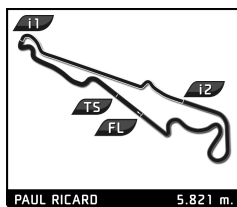
## Eurocup3 ROUND 1 - PAUL RICARD Race 2

### Sector Analysis

■ Lap under Red Flag   
 ■ Invalidated Lap   
 ■ Personal Best   
 ■ Session Best   
 ■ Crossing the pit lane

Lap	Time	Sector 1	Sector 2	Sector 3	Kph	Elapsed	Lap	Time	Sector 1	Sector 2	Sector 3	Kph	Elapsed
<b>84</b> Genaro TRAPPA							ARG						
Hitech							Dallara 326						
1	2:16.755	38.741	38.295	59.719	153.2	09:01:28.031							
2	2:51.718	46.298	54.667	1:10.753	122.0	09:04:19.749							
3	2:54.181	49.583	58.757	1:05.841	120.3	09:07:13.930							
4	2:43.811	43.018	54.325	1:06.468	127.9	09:09:57.741							
5	1:57.732	31.321	37.414	48.997	178.0	09:11:55.473							
6	1:57.491	31.264	37.099	49.128	178.4	09:13:52.964							
7	1:57.874	31.173	37.195	49.506	177.8	09:15:50.838							
8	1:56.870	30.861	<b>37.007</b>	49.002	179.3	09:17:47.708							
9	1:57.610	30.932	37.181	49.497	178.2	09:19:45.318							
10	<b>1:56.854</b>	30.821	37.180	<b>48.853</b>	179.3	09:21:42.172							
11	1:57.178	30.919	37.387	48.872	178.8	09:23:39.350							
12	1:57.362	30.869	37.288	49.205	178.6	09:25:36.712							
13	1:56.906	<b>30.755</b>	37.133	49.018	179.3	09:27:33.618							
14	1:57.225	30.829	37.233	49.163	178.8	09:29:30.843							
15	1:56.974	30.814	37.199	48.961	179.1	09:31:27.817							
<b>99</b> René LAMMERS							NLD						
MP Motorsport							Dallara 326						
1	2:07.815	36.586	37.914	53.315	164.0	09:01:19.091							
2	2:54.344	49.291	54.173	1:10.880	120.2	09:04:13.435							
3	2:55.830	50.538	1:00.259	1:05.033	119.2	09:07:09.265							
4	2:46.032	43.344	53.258	1:09.430	126.2	09:09:55.297							
5	1:57.586	31.251	37.316	49.019	178.2	09:11:52.883							
6	1:57.116	31.173	<b>36.939</b>	49.004	178.9	09:13:49.999							
7	1:59.326	31.702	37.757	49.867	175.6	09:15:49.325							
8	1:57.392	31.175	37.376	48.841	178.5	09:17:46.717							
9	1:57.997	30.893	37.338	49.766	177.6	09:19:44.714							
10	1:56.787	30.879	37.165	<b>48.743</b>	179.4	09:21:41.501							
11	<b>1:56.726</b>	30.774	37.118	48.834	179.5	09:23:38.227							
12	1:57.056	30.907	37.190	48.959	179.0	09:25:35.283							
13	1:57.017	30.884	37.121	49.012	179.1	09:27:32.300							
14	1:57.522	30.800	37.524	49.198	178.3	09:29:29.822							
15	1:57.268	<b>30.755</b>	37.394	49.119	178.7	09:31:27.090							

# EURO CUP 3



## Eurocup3 ROUND 1 - PAUL RICARD Race 2

### Track Limits Analysis

No	Driver	Team	T.L. Nr	Camera	Lap	Time	Total Infractions:
7	Christopher EL FEGHALI	Drivex	1	Turn 15	7	09:15:44.684	<input type="text" value="1"/>
8	Alceu FELDMANN	MP Motorsport	1	Turn 15	5	09:11:53.143	<input type="text" value="6"/>
8	Alceu FELDMANN	MP Motorsport	2	Turn 11	6	09:13:22.984	
8	Alceu FELDMANN	MP Motorsport	3	Turn 15	7	09:15:50.607	
8	Alceu FELDMANN	MP Motorsport	4	Turn 15	8	09:17:50.080	
8	Alceu FELDMANN	MP Motorsport	5	Turn 11	11	09:23:17.312	
8	Alceu FELDMANN	MP Motorsport	6	Turn 11	13	09:27:13.844	
9	Thomas STRAUVEN	Griffin Core	1	Turn 11	8	09:17:23.916	<input type="text" value="1"/>
10	Enzo TARNVANICHKUL	Griffin Core	1	Turn 5	9	09:18:29.162	<input type="text" value="1"/>
20	Benjamin BECKLEY	Tecnicar	1	Turn 5	9	09:18:36.900	<input type="text" value="1"/>
22	Andrej PETROVIC	Tecnicar	1	Turn 2	13	09:25:55.173	<input type="text" value="1"/>
23	Stefan BOSTANDJIEV	Hitech	1	Turn 7	5	09:10:46.887	<input type="text" value="2"/>
23	Stefan BOSTANDJIEV	Hitech	2	Turn 15	13	09:27:43.677	
33	Rafael PERARD	Palou Motorsport	1	Turn 11	6	09:13:22.984	<input type="text" value="1"/>
44	Rayan CARETTI	GRS	1	Turn 11	13	09:27:15.240	<input type="text" value="1"/>
48	James EGOZI	Palou Motorsport	1	Turn 5	14	09:27:57.891	<input type="text" value="1"/>
70	Andre RODRIGUEZ	GRS	1	Turn 15	7	09:15:52.214	<input type="text" value="1"/>

TOTAL TRACK LIMITS: 17

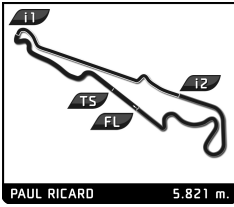
Published at: .....9:35.....

Track Limits Operator:

Daphne FERNÁNDEZ  
OD-1537-ESP-CAT

DAPHNE FERNANDEZ OD-1537-ESP-CAT

# EURO CUP 3



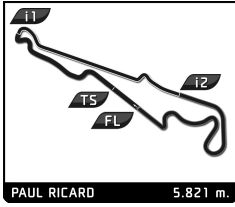
## Eurocup3 ROUND 1 - PAUL RICARD Race 2

### Race Director Report

Hour	Flag	Message
08:31:58	GF	GREEN FLAG
08:35:08		E3 R2 - PIT LANE WILL BE OPEN AT 8:50
08:46:04		PIT LANE OPEN
08:50:18		5 MINUTES BOARD
08:52:13		3 MINUTES BOARD
08:54:04		1 MINUTE BOARD
08:55:04		GREEN FLAG - FORMATION LAP
08:59:39		STARTING PROCEDURE WILL BE INVESTIGATED AFTER THE SESSION
09:00:12	YF	YELLOW FLAG AT TURN 5
09:00:18		INCIDENT INVOLVING CARS #37 ON T4 NOTED
09:00:39	SF	SAFETY CAR
09:05:39		SAFETY CAR IN THIS LAP
09:05:43	GF	GREEN FLAG
09:06:27	SF	SAFETY CAR
09:08:25		SAFETY CAR IN THIS LAP
09:09:39	GF	GREEN FLAG
09:10:10		SC PROCEDURE UNDER INVESTIGATION
09:12:38		CAR #14 GIVE BACK POSITION
09:14:41		INCIDENT INVOLVING CARS #22 #44 ON T11 NOTED
09:15:17		SC PROCEDURE AFTER INVESTIGATION - NFA
09:26:32		INCIDENT INVOLVING CARS #8 #44 ON T15 NOTED
09:31:23		CHEQUERED FLAG
09:31:59		TOP 3 OVERALL PROCEED TO THE PODIUM AREA - CARS #14 #48 #41
09:32:29		CARS & DRIVERS #14 #48 #41 #33 STAY ON PODIUM AREA FOR POSTERIOR SCRUTINEERING

Published at: ..9:35.....

<b>Race Director:</b> Luis GONZÁLEZ 	<b>Timekeeper:</b> Alberto ESTÉBANEZ 
---	--

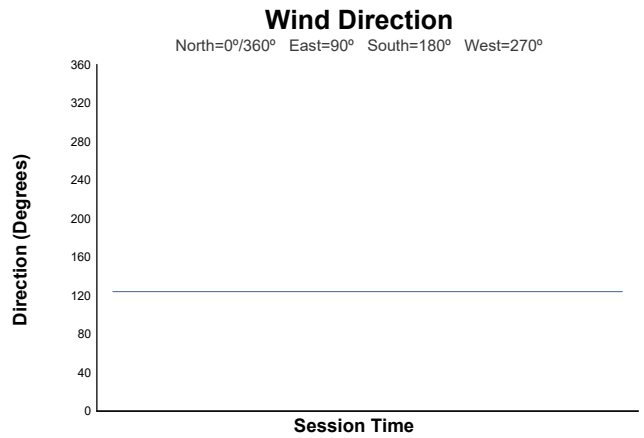
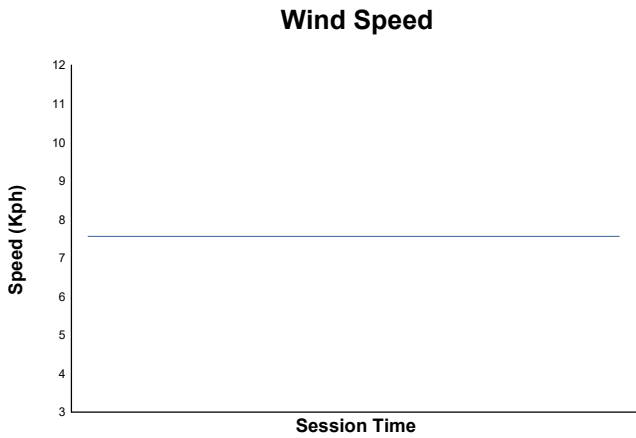
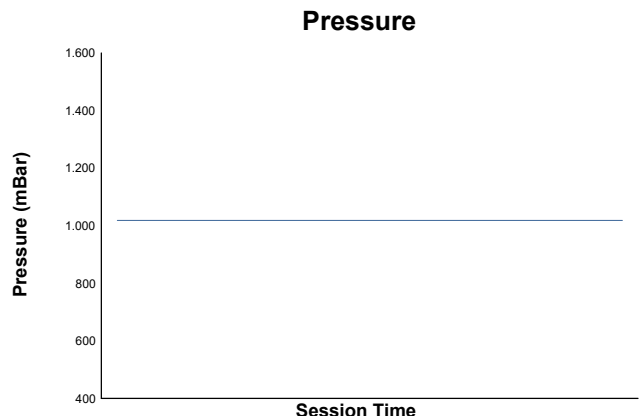
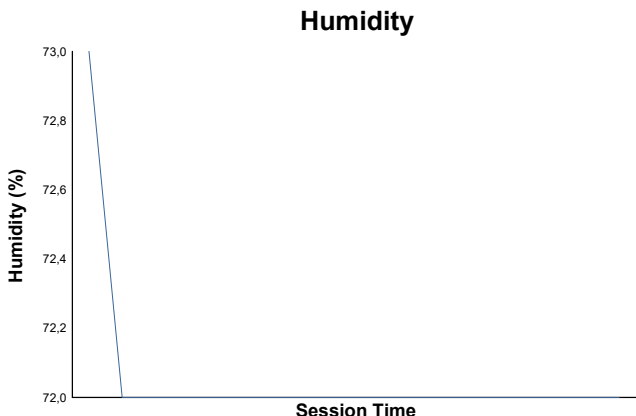
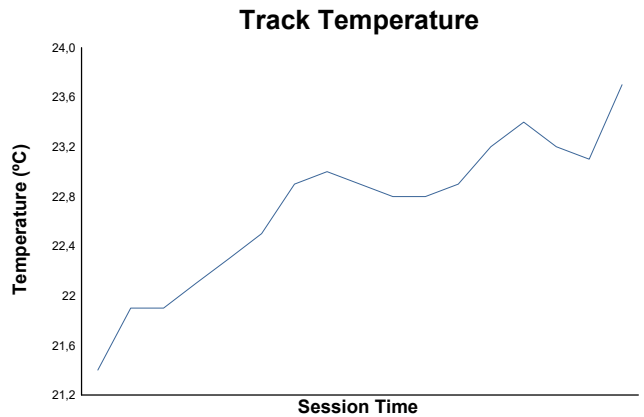
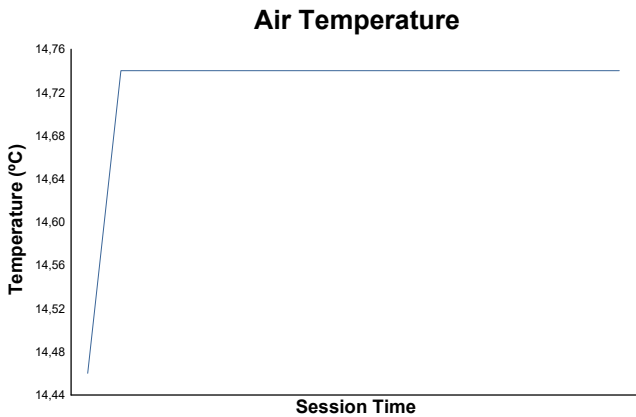


## ROUND 1 - PAUL RICARD

Eurocup3

Race 2

### Weather Report



Track Status: **DRY**