

# F4Spain

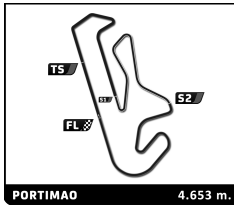
## ROUND 2 - PORTIMAO

### Official Previous Test

## Sector Analysis

Lap under Red Flag    — Invalidated Lap    ■ Personal Best    ■ Session Best    B Crossing the pit lane

Lap	Time	Sector 1	Sector 2	Sector 3	Kph	Elapsed	Lap	Time	Sector 1	Sector 2	Sector 3	Kph	Elapsed	
<b>5</b>	<b>Daniel MOTA</b> ESP							3	1:52.806	36.734	35.757	40.315	148.5	10:20:23.315
	TC Racing TATUUS T-421							4	<u>1:48.248</u>	<u>34.232</u>	34.243	39.773	154.7	10:22:11.563
1	3:27.597	1:51.513	46.670	49.414	80.7	10:13:27.597	5	1:47.101	34.006	34.133	38.962	156.4	10:23:58.664	
2	1:56.861	38.612	37.461	40.788	143.3	10:15:24.458	6	1:46.461	33.832	33.845	38.784	157.3	10:25:45.125	
3	1:53.869	36.400	38.110	39.359	147.1	10:17:18.327	7	1:46.444	33.890	33.882	38.672	157.4	10:27:31.569	
4	1:48.533	34.611	34.553	39.369	154.3	10:19:06.860	8	1:46.558	33.913	33.913	38.732	157.2	10:29:18.127	
5	1:47.937	34.417	34.487	39.033	155.2	10:20:54.797	9	1:46.932	<b>33.702</b>	33.765	39.465	156.6	10:31:05.059	
6	1:47.685	34.327	34.369	38.989	155.6	10:22:42.482	10	1:47.944	33.877	35.112	38.955	155.2	10:32:53.003	
7	<u>1:47.532</u>	<u>34.167</u>	34.196	39.169	155.8	10:24:30.014	11	<b>1:59.180 B</b>	34.627	35.256	49.297	140.6	10:34:52.183	
8	1:47.623	34.246	34.165	39.212	155.6	10:26:17.637	12	14:57.694	...	38.638	42.395	18.7	10:49:49.877	
9	1:47.785	34.303	34.182	39.300	155.4	10:28:05.422	13	1:54.481	37.163	36.347	40.971	146.3	10:51:44.358	
10	1:55.696	34.573	40.966	40.157	144.8	10:30:01.118	14	1:58.837 B	35.689	35.180	47.968	141.0	10:53:43.195	
11	1:55.926 B	34.470	34.511	46.945	144.5	10:31:57.044	15	2:10.705	57.733	34.041	38.931	128.2	10:55:53.900	
12	17:02.958	...	37.131	39.631	16.4	10:49:00.002	16	1:46.286	33.844	33.820	38.622	157.6	10:57:40.186	
13	1:53.091	36.021	37.100	39.970	148.1	10:50:53.093	17	1:46.067	33.738	33.658	38.671	157.9	10:59:26.253	
14	<u>1:48.277</u>	<u>34.372</u>	34.457	39.448	154.7	10:52:41.370	18	<u>1:46.195</u>	<u>33.704</u>	<u>33.809</u>	38.682	157.7	11:01:12.448	
15	1:47.686	34.394	<b>34.122</b>	39.170	155.6	10:54:29.056	19	<b>1:46.026</b>	33.820	33.711	<b>38.495</b>	158.0	11:02:58.474	
16	1:54.883 B	34.137	34.203	46.543	145.8	10:56:23.939	20	1:46.165	33.714	33.760	38.691	157.8	11:04:44.639	
17	2:43.502	1:30.095	34.328	39.079	102.5	10:59:07.441	21	<u>1:46.076</u>	<u>33.546</u>	<b>33.650</b>	38.880	157.9	11:06:30.715	
18	<b>1:47.130</b>	34.045	34.171	<b>38.914</b>	156.4	11:00:54.571	22	<u>1:46.520</u>	33.805	33.903	38.812	157.3	11:08:17.235	
19	1:47.227	34.071	34.137	39.019	156.2	11:02:41.798	23	<u>1:53.486 B</u>	<u>34.036</u>	<u>33.985</u>	45.465	147.6	11:10:10.721	
20	1:47.202	<b>33.890</b>	34.266	39.046	156.3	11:04:29.000								
21	1:57.227 B	34.084	36.427	46.716	142.9	11:06:26.227								
22	3:09.142 B	1:45.476	35.989	47.677	88.6	11:09:35.369								
23	2:34.300 B	1:08.441	36.290	49.569	108.6	11:12:09.669								
<b>7</b>	<b>Felipe REIJS</b> NLD							<b>9</b>	<b>Jean Paul KARRAS</b> GRC					
	MP Motorsport TATUUS T-421								G4 Racing TATUUS T-421					
1	4:02.443	2:42.584	38.458	41.401	69.1	10:14:02.443	1	6:37.408	5:18.194	38.679	40.535	42.2	10:16:37.408	
2	1:51.446	37.073	34.926	39.447	150.3	10:15:53.889	2	1:54.853	36.260	37.533	41.060	145.8	10:18:32.261	
3	1:48.819	35.189	34.440	39.190	153.9	10:17:42.708	3	1:52.877	36.299	35.768	40.810	148.4	10:20:25.138	
4	1:47.783	34.487	34.356	38.940	155.4	10:19:30.491	4	1:47.966	34.364	34.514	39.088	155.1	10:22:13.104	
5	1:47.291	34.311	34.228	38.752	156.1	10:21:17.782	5	1:47.350	34.130	34.120	39.100	156.0	10:24:00.454	
6	<u>1:47.387</u>	34.369	<u>33.936</u>	39.082	156.0	10:23:05.169	6	<u>1:47.051</u>	<u>34.078</u>	34.052	38.921	156.5	10:25:47.505	
7	1:46.709	34.056	33.957	<b>38.696</b>	157.0	10:24:51.878	7	1:47.037	34.082	34.008	38.947	156.5	10:27:34.542	
8	1:46.765	34.034	33.874	38.857	156.9	10:26:38.643	8	1:47.106	34.096	34.158	38.852	156.4	10:29:21.648	
9	1:46.960	34.095	33.937	38.928	156.6	10:28:25.603	9	1:47.012	34.026	34.078	38.908	156.5	10:31:08.660	
10	1:47.239	34.125	34.143	38.971	156.2	10:30:12.842	10	1:47.056	34.057	34.033	38.966	156.5	10:32:55.716	
11	1:46.867	34.042	34.121	38.704	156.7	10:31:59.709	11	<b>2:02.007 B</b>	35.195	36.259	50.553	137.3	10:34:57.723	
12	<b>1:56.353 B</b>	34.307	34.085	47.961	144.0	10:33:56.062	12	14:56.522	...	36.717	39.952	18.7	10:49:54.245	
13	19:26.006	...	40.005	48.597	14.4	10:53:22.068	13	1:51.367	35.687	35.399	40.281	150.4	10:51:45.612	
14	1:50.945	36.608	34.909	39.428	151.0	10:55:13.013	14	<u>1:50.704</u>	<u>35.704</u>	35.111	39.889	151.3	10:53:36.316	
15	1:47.583	34.413	34.290	38.880	155.7	10:57:00.596	15	1:49.123	35.381	34.929	38.813	153.5	10:55:25.439	
16	1:46.825	34.123	33.977	38.725	156.8	10:58:47.421	16	1:46.854	33.976	34.076	38.802	156.8	10:57:12.293	
17	1:46.672	34.022	<b>33.840</b>	38.810	157.0	11:00:34.093	17	<b>1:46.409</b>	<b>33.833</b>	33.978	<b>38.598</b>	157.4	10:58:58.702	
18	<b>1:46.606</b>	33.936	33.945	38.725	157.1	11:02:20.699	18	<u>1:46.884</u>	<u>33.911</u>	34.018	38.955	156.7	11:00:45.586	
19	1:46.747	34.042	33.851	38.854	156.9	11:04:07.446	19	1:47.070	33.946	<b>33.846</b>	39.278	156.4	11:02:32.656	
20	1:46.873	34.067	33.949	38.857	156.7	11:05:54.319	20	1:48.473	34.358	34.469	39.646	154.4	11:04:21.129	
21	1:57.300	40.222	38.193	38.885	142.8	11:07:51.619	21	1:46.966	34.087	34.015	38.864	156.6	11:06:08.095	
22	1:47.044	<b>33.882</b>	33.876	39.286	156.5	11:09:38.663	22	1:55.052 B	34.010	33.948	47.094	145.6	11:08:03.147	
23	1:59.767 B	34.900	34.706	50.161	139.9	11:11:38.430								
<b>8</b>	<b>Jacob MICALLEF</b> MLT							<b>10</b>	<b>Luna FLUXÁ</b> ESP					
	Campos Racing TATUUS T-421								Campos Racing TATUUS T-421					
1	6:34.190	5:13.676	38.504	42.010	42.5	10:16:34.190	1	6:34.444	5:12.690	39.136	42.618	42.5	10:16:34.444	
2	1:56.319	37.232	37.821	41.266	144.0	10:18:30.509	2	1:56.904	37.450	37.828	41.626	143.3	10:18:31.348	
							3	1:52.588	36.291	35.767	40.530	148.8	10:20:23.936	
							4	1:48.039	34.329	34.470	39.240	155.0	10:22:11.975	
							5	1:47.831	34.100	34.254	39.477	155.3	10:23:59.806	
							6	1:47.060	33.953	34.186	38.921	156.5	10:25:46.866	
							7	1:47.069	34.155	34.092	38.822	156.4	10:27:33.935	
							8	<u>1:46.994</u>	<u>34.118</u>	34.065	38.811	156.6	10:29:20.929	



# F4Spain

## ROUND 2 - PORTIMÃO

### Official Previous Test

## Sector Analysis

Lap under Red Flag    — Invalidated Lap    ■ Personal Best    ■ Session Best    B Crossing the pit lane

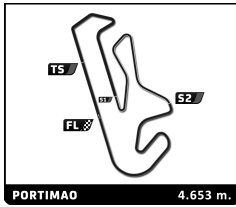
Lap	Time	Sector 1	Sector 2	Sector 3	Kph	Elapsed	Lap	Time	Sector 1	Sector 2	Sector 3	Kph	Elapsed
9	1:46.889	34.018	34.033	38.838	156.7	10:31:07.818	15	1:46.682	34.022	33.881	38.779	157.0	10:56:35.923
10	1:46.929	34.078	34.029	38.822	156.7	10:32:54.747	16	<u>1:46.480</u>	<u>33.911</u>	33.901	<b>38.668</b>	157.3	10:58:22.403
11	<b>2:00.883 B</b>	35.455	36.066	49.362	138.6	10:34:55.630	17	<u>1:46.572</u>	<u>33.848</u>	33.870	38.854	157.2	11:00:08.975
12	14:55.513	...	37.682	42.354	18.7	10:49:51.143	18	1:46.698	33.874	33.964	38.860	157.0	11:01:55.673
13	1:53.753	36.503	36.438	40.812	147.3	10:51:44.896	19	<b>1:46.600</b>	33.935	33.880	38.785	157.1	11:03:42.273
14	1:50.486	35.070	35.055	40.361	151.6	10:53:35.382	20	1:47.340	34.333	33.990	39.017	156.1	11:05:29.613
15	1:49.153	34.995	34.504	39.654	153.5	10:55:24.535	21	1:46.691	33.877	<b>33.786</b>	39.028	157.0	11:07:16.304
16	<u>1:46.727</u>	<u>33.790</u>	33.788	39.149	156.9	10:57:11.262	22	1:55.160 B	<b>33.747</b>	34.228	47.185	145.5	11:09:11.464
17	<b>1:46.053</b>	<b>33.719</b>	33.812	<b>38.522</b>	157.9	10:58:57.315							
18	1:46.146	<u>33.747</u>	33.840	38.559	157.8	11:00:43.461							
19	1:46.452	33.967	33.806	38.679	157.4	11:02:29.913							
20	1:46.376	33.845	<b>33.730</b>	38.801	157.5	11:04:16.289							
21	1:46.322	33.810	33.808	38.704	157.5	11:06:02.611							
22	1:54.930 B	<u>33.798</u>	33.754	47.378	145.7	11:07:57.541							

11 Rahim ALIBHAI		USA				
Monlau Motorsport		TATUUS T-421				
1	2:12.347 B	43.723	37.370	51.254	126.6	10:12:12.347
2	5:19.299	4:03.750	35.595	39.954	52.5	10:17:31.646
3	1:51.529	36.900	35.214	39.415	150.2	10:19:23.175
4	1:47.870	34.657	34.182	39.031	155.3	10:21:11.045
5	1:47.443	34.250	34.063	39.130	155.9	10:22:58.488
6	1:47.265	34.122	34.159	38.984	156.2	10:24:45.753
7	<u>1:48.198</u>	34.743	<u>34.312</u>	39.143	154.8	10:26:33.951
8	1:47.412	34.119	33.976	39.317	155.9	10:28:21.363
9	1:47.469	34.280	34.187	39.002	155.9	10:30:08.832
10	1:47.219	34.117	34.108	38.994	156.2	10:31:56.051
11	<b>1:57.941 B</b>	34.460	34.102	49.379	142.0	10:33:53.992
12	15:53.750	...	40.009	43.324	17.6	10:49:47.742
13	1:57.732	39.369	37.327	41.036	142.3	10:51:45.474
14	1:54.667	35.737	35.196	43.734	146.1	10:53:40.141
15	1:55.359	34.244	39.687	41.428	145.2	10:55:35.500
16	1:46.924	33.971	34.121	<b>38.832</b>	156.7	10:57:22.424
17	<u>1:53.226</u>	<u>33.832</u>	40.415	38.979	147.9	10:59:15.650
18	<u>1:47.142</u>	<u>34.257</u>	34.030	38.855	156.3	11:01:02.792
19	<b>1:46.797</b>	33.933	33.933	38.931	156.8	11:02:49.589
20	1:46.929	<b>33.925</b>	33.974	39.030	156.7	11:04:36.518
21	1:46.823	33.939	<b>33.898</b>	38.986	156.8	11:06:23.341
22	<u>1:49.374</u>	34.159	<u>36.133</u>	39.082	153.2	11:08:12.715
23	<u>1:47.300</u>	<u>33.928</u>	33.973	39.399	156.1	11:10:00.015

12 Philippe Armand KARRAS		GRC				
G4 Racing		TATUUS T-421				
1	6:36.769	5:17.388	38.669	40.712	42.2	10:16:36.769
2	1:55.015	36.269	37.602	41.144	145.6	10:18:31.784
3	1:52.564	36.311	35.631	40.622	148.8	10:20:24.348
4	1:48.486	34.696	34.491	39.299	154.4	10:22:12.834
5	1:49.227	35.389	34.326	39.512	153.4	10:24:02.061
6	1:47.937	34.537	34.095	39.305	155.2	10:25:49.998
7	1:47.967	34.377	34.309	39.281	155.1	10:27:37.965
8	<u>1:48.016</u>	<u>34.327</u>	34.215	39.474	155.1	10:29:25.981
9	1:48.135	34.493	34.461	39.181	154.9	10:31:14.116
10	1:47.583	34.168	34.313	39.102	155.7	10:33:01.699
11	<b>2:06.764 B</b>	35.954	38.312	52.498	132.1	10:35:08.463
12	16:00.708	...	38.843	41.291	17.4	10:51:09.171
13	1:51.947	36.893	35.563	39.491	149.6	10:53:01.118
14	1:48.123	34.528	34.149	39.446	154.9	10:54:49.241

13 Rodrigo MARTÍNEZ		MEX				
Tecnicar		TATUUS T-421				
1	3:36.510	2:13.520	40.120	42.870	77.4	10:13:36.510
2	1:58.939	38.177	36.692	44.070	140.8	10:15:35.449
3	1:53.418	35.176	35.383	42.859	147.7	10:17:28.867
4	1:49.448	34.982	34.640	39.826	153.0	10:19:18.315
5	<u>1:49.089</u>	<u>34.688</u>	34.561	39.840	153.6	10:21:07.404
6	1:49.429	34.594	34.864	39.971	153.1	10:22:56.833
7	1:48.548	34.438	<b>34.219</b>	39.891	154.3	10:24:45.381
8	1:50.537	35.978	34.817	39.742	151.5	10:26:35.918
9	1:48.770	34.695	34.321	39.754	154.0	10:28:24.688
10	1:49.511	34.669	35.323	39.519	153.0	10:30:14.199
11	1:49.032	34.601	34.934	39.497	153.6	10:32:03.231
12	<b>1:59.790 B</b>	34.846	34.585	50.359	139.8	10:34:03.021
13	16:59.723	...	41.581	43.830	16.4	10:51:02.744
14	1:55.569	38.469	36.502	40.598	144.9	10:52:58.313
15	1:52.210	35.931	35.259	41.020	149.3	10:54:50.523
16	1:48.573	34.629	34.657	<b>39.287</b>	154.3	10:56:39.096
17	<b>1:48.234</b>	<b>34.326</b>	34.618	39.290	154.8	10:58:27.330
18	1:49.046	34.439	34.938	39.669	153.6	11:00:16.376
19	1:48.683	34.804	34.441	39.438	154.1	11:02:05.059
20	<u>1:48.534</u>	<u>34.374</u>	34.732	39.428	154.3	11:03:53.593
21	1:48.876	34.787	34.620	39.469	153.9	11:05:42.469
22	1:48.802	34.870	34.449	39.483	154.0	11:07:31.271
23	1:48.941	35.085	34.514	39.342	153.8	11:09:20.212
24	<b>2:00.511 B</b>	<u>34.878</u>	34.705	50.928	139.0	11:11:20.723

15 Jensen BURNETT		CAN				
KCL Motorsport		TATUUS T-421				
1	9:02.291	7:40.552	39.575	42.164	30.9	10:19:02.291
2	1:50.373	35.314	35.979	39.080	151.8	10:20:52.664
3	1:47.164	34.155	34.162	38.847	156.3	10:22:39.828
4	<u>1:46.690</u>	33.931	<u>33.876</u>	38.883	157.0	10:24:26.518
5	1:46.645	34.004	33.911	38.730	157.1	10:26:13.163
6	1:46.630	33.979	33.905	38.746	157.1	10:27:59.793
7	1:46.711	34.010	33.983	38.718	157.0	10:29:46.504
8	1:56.265	36.150	40.862	39.253	144.1	10:31:42.769
9	<b>1:56.733 B</b>	34.018	<u>34.010</u>	48.705	143.5	10:33:39.502
10	19:48.318 B	...	45.596	56.273	14.1	10:53:27.820
11	2:13.165	58.978	34.993	39.194	125.8	10:55:40.985
12	1:47.069	34.990	34.219	38.760	156.4	10:57:28.054
13	1:46.521	33.847	33.993	<b>38.681</b>	157.3	10:59:14.575
14	<u>1:46.673</u>	33.945	<u>34.030</u>	38.698	157.0	11:01:01.248
15	<u>1:46.431</u>	<b>33.790</b>	<u>33.843</u>	38.798	157.4	11:02:47.679
16	1:46.495	33.824	33.820	38.851	157.3	11:04:34.174
17	1:46.554	33.886	33.875	38.793	157.2	11:06:20.728
18	1:46.758	33.963	33.984	38.811	156.9	11:08:07.486
19	1:46.631	33.872	33.995	38.764	157.1	11:09:54.117



# F4Spain

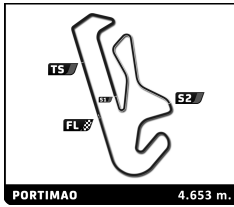
## ROUND 2 - PORTIMAO

### Official Previous Test

## Sector Analysis

Lap under Red Flag    — Invalidated Lap    ■ Personal Best    ■ Session Best    B Crossing the pit lane

Lap	Time	Sector 1	Sector 2	Sector 3	Kph	Elapsed	Lap	Time	Sector 1	Sector 2	Sector 3	Kph	Elapsed
20	<b>1:46.462</b>	33.840	<b>33.810</b>	38.812	157.3	11:11:40.579	2	1:52.795	36.531	36.984	39.280	148.5	10:17:16.705
<b>17</b> Nacho TUÑÓN ESP							3	1:47.781	34.669	34.292	38.820	155.4	10:19:04.486
T-Code by Amtog TATUUS T-421							4	1:46.983	33.906	34.514	38.563	156.6	10:20:51.469
1	3:35.024	2:11.787	40.216	43.021	77.9	10:13:35.024	5	1:46.382	33.800	33.975	38.607	157.5	10:22:37.851
2	1:58.683	38.105	37.081	43.497	141.1	10:15:33.707	6	1:46.128	33.762	33.796	38.570	157.8	10:24:23.979
3	1:53.013	34.762	36.107	42.144	148.2	10:17:26.720	7	1:46.083	33.725	33.729	38.629	157.9	10:26:10.062
4	1:47.424	34.145	34.392	38.887	155.9	10:19:14.144	8	1:46.196	33.699	33.764	38.733	157.7	10:27:56.258
5	1:46.806	33.977	34.072	38.757	156.8	10:21:00.950	9	1:45.976	33.720	33.786	38.470	158.1	10:29:42.234
6	1:46.545	33.819	33.986	38.740	157.2	10:22:47.495	10	<b>1:46.016</b>	<b>33.657</b>	33.779	38.580	158.0	10:31:28.250
7	1:46.517	33.824	33.904	38.789	157.3	10:24:34.012	11	<b>1:46.244</b>	33.812	33.802	38.630	157.7	10:33:14.494
8	1:48.193	33.896	33.854	40.443	154.8	10:26:22.205	12	<b>2:07.665 B</b>	41.412	35.638	50.615	131.2	10:35:22.159
9	1:46.538	33.901	33.859	38.778	157.2	10:28:08.743	13	18:04.583 B	...	46.005	55.762	15.4	10:53:26.742
10	1:46.487	33.865	33.953	38.669	157.3	10:29:55.230	14	2:13.230	59.041	35.143	39.046	125.7	10:55:39.972
11	1:46.351	<b>33.775</b>	33.901	38.675	157.5	10:31:41.581	15	1:46.666	34.090	33.907	38.669	157.0	10:57:26.638
12	<b>1:56.805 B</b>	33.950	33.996	48.859	143.4	10:33:38.386	16	1:46.340	33.827	33.927	38.586	157.5	10:59:12.978
13	17:20.903	...	40.185	44.040	16.1	10:50:59.289	17	<b>1:46.174</b>	<b>33.864</b>	33.727	38.583	157.8	11:00:59.152
14	1:55.662	38.824	36.506	40.332	144.8	10:52:54.951	18	1:45.873	33.649	33.877	<b>38.347</b>	158.2	11:02:45.025
15	1:51.676	35.710	35.376	40.590	150.0	10:54:46.627	19	1:45.832	33.577	33.777	38.478	158.3	11:04:30.857
16	1:46.894	34.012	34.209	38.673	156.7	10:56:33.521	20	1:45.825	<b>33.538</b>	33.872	38.415	158.3	11:06:16.682
17	<b>1:46.523</b>	<b>33.760</b>	33.998	38.765	157.3	10:58:20.044	21	1:46.227	33.838	33.827	38.562	157.7	11:08:02.909
18	<b>1:46.229</b>	<b>33.688</b>	33.862	38.679	157.7	11:00:06.273	22	1:46.011	33.671	33.875	38.465	158.0	11:09:48.920
19	1:46.322	33.717	<b>33.851</b>	38.754	157.5	11:01:52.595	23	<b>1:45.759</b>	33.580	<b>33.717</b>	38.462	158.4	11:11:34.679
20	1:48.106	33.951	35.187	38.968	154.9	11:03:40.701	<b>22</b> Vivek KANTHAN USA						
21	1:46.309	33.753	33.938	<b>38.618</b>	157.6	11:05:27.010	Griffin Core TATUUS T-421						
22	1:46.530	33.756	33.882	38.892	157.2	11:07:13.540	1	6:33.394	5:12.012	39.140	42.242	42.6	10:16:33.394
23	1:55.151 B	33.774	33.891	47.486	145.5	11:09:08.691	2	1:56.577	37.586	37.858	41.133	143.7	10:18:29.971
<b>18</b> Zoe FLORESCU ROU							3	1:51.667	36.411	35.708	39.548	150.0	10:20:21.638
Tecnicar TATUUS T-421							4	1:47.221	34.183	34.131	38.907	156.2	10:22:08.859
1	3:35.725	2:12.710	40.162	42.853	77.6	10:13:35.725	5	1:46.575	33.891	33.893	38.791	157.2	10:23:55.434
2	1:58.784	38.062	36.923	43.799	141.0	10:15:34.509	6	<b>1:46.710</b>	<b>33.697</b>	34.177	38.836	157.0	10:25:42.144
3	1:53.470	34.806	35.785	42.879	147.6	10:17:27.979	7	1:46.495	33.865	33.925	38.705	157.3	10:27:28.639
4	1:47.954	34.453	34.309	39.192	155.2	10:19:15.933	8	<b>1:46.328</b>	<b>33.913</b>	33.841	38.574	157.5	10:29:14.967
5	1:47.350	34.406	34.129	38.815	156.0	10:21:03.283	9	1:46.198	33.646	33.757	38.795	157.7	10:31:01.165
6	1:46.910	34.086	33.938	38.886	156.7	10:22:50.193	10	1:46.069	33.717	33.753	38.599	157.9	10:32:47.234
7	1:46.777	33.962	33.901	38.914	156.9	10:24:36.970	11	<b>2:02.745 B</b>	34.770	37.365	50.610	136.5	10:34:49.979
8	1:46.790	34.015	33.846	38.929	156.9	10:26:23.760	12	14:59.322	...	37.234	42.469	18.6	10:49:49.301
9	1:46.708	34.012	<b>33.698</b>	38.998	157.0	10:28:10.468	13	1:54.719	37.388	36.213	41.118	146.0	10:51:44.020
10	1:46.841	34.004	33.882	38.955	156.8	10:29:57.309	14	1:51.099	35.034	35.135	40.930	150.8	10:53:35.119
11	1:47.379	33.952	34.449	38.978	156.0	10:31:44.688	15	1:48.908	34.967	34.402	39.539	153.8	10:55:24.027
12	<b>2:00.981 B</b>	36.553	35.278	49.150	138.5	10:33:45.669	16	<b>1:46.309</b>	<b>33.817</b>	33.838	38.654	157.6	10:57:10.336
13	17:14.292	...	39.570	44.187	16.2	10:50:59.961	17	<b>1:45.867</b>	<b>33.702</b>	33.673	<b>38.492</b>	158.2	10:58:56.203
14	1:55.373	38.730	36.464	40.179	145.2	10:52:55.334	18	1:46.038	33.710	33.798	38.530	158.0	11:00:42.241
15	<b>1:52.384</b>	35.668	<b>35.808</b>	40.908	149.0	10:54:47.718	19	<b>1:45.875</b>	33.660	<b>33.646</b>	38.569	158.2	11:02:28.116
16	1:47.530	34.571	34.160	38.799	155.8	10:56:35.248	20	1:47.202	33.590	34.000	39.612	156.3	11:04:15.318
17	<b>1:46.445</b>	<b>33.822</b>	33.908	38.715	157.4	10:58:21.693	21	1:46.018	33.636	33.726	38.656	158.0	11:06:01.336
18	<b>1:46.436</b>	<b>33.748</b>	33.820	38.868	157.4	11:00:08.129	22	1:53.533 B	<b>33.528</b>	33.661	46.344	147.5	11:07:54.869
19	1:46.510	33.911	33.840	38.759	157.3	11:01:54.639	23	2:24.808 B	1:06.351	33.941	44.516	115.7	11:10:19.677
20	1:47.035	<b>33.936</b>	33.977	39.122	156.5	11:03:41.674	<b>23</b> Rocco CORONEL NLD						
21	1:46.406	33.968	33.805	<b>38.633</b>	157.4	11:05:28.080	MP Motorsport TATUUS T-421						
22	<b>1:46.275</b>	<b>33.735</b>	33.730	38.810	157.6	11:07:14.355	1	12:04.669	...	40.145	41.871	23.1	10:22:04.669
23	1:56.612 B	33.805	33.886	48.921	143.6	11:09:10.967	2	1:59.573	37.332	37.355	44.886	140.1	10:24:04.242
<b>21</b> Borys LYZEN POL							3	1:48.695	34.524	34.504	39.667	154.1	10:25:52.937
KCL Motorsport TATUUS T-421							4	1:46.915	34.111	34.096	38.708	156.7	10:27:39.852
1	5:23.910	4:04.365	38.337	41.208	51.7	10:15:23.910	5	1:46.411	33.801	33.929	38.681	157.4	10:29:26.263
							6	<b>1:45.921</b>	33.681	<b>33.692</b>	38.548	158.1	10:31:12.184

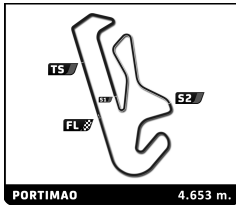


## F4Spain ROUND 2 - PORTIMAO Official Previous Test

### Sector Analysis

Lap under Red Flag    — Invalidated Lap    ■ Personal Best    ■ Session Best    B Crossing the pit lane

Lap	Time	Sector 1	Sector 2	Sector 3	Kph	Elapsed	Lap	Time	Sector 1	Sector 2	Sector 3	Kph	Elapsed
7	1:46.389	33.783	33.940	38.666	157.4	10:32:58.573	18	1:46.171	33.890	33.695	38.586	157.8	11:01:49.837
8	<b>2:08.463 B</b>	38.407	38.291	51.765	130.4	10:35:07.036	19	1:46.149	33.775	33.783	38.591	157.8	11:03:35.986
9	18:21.743	...	53.771	42.996	15.2	10:53:28.779	20	1:54.269 B	33.820	33.799	46.650	146.6	11:05:30.255
10	1:49.708	35.956	34.839	38.913	152.7	10:55:18.487	<b>27</b> Yuzuki SATO JPN Monlau Motorsport TATUUS T-421						
11	1:46.620	33.893	34.025	38.702	157.1	10:57:05.107	1	2:13.374 B	44.755	37.220	51.399	125.6	10:12:13.374
12	1:46.415	33.752	34.072	38.591	157.4	10:58:51.522	2	5:24.882	4:08.140	36.633	40.109	51.6	10:17:38.256
13	1:46.134	<b>33.619</b>	33.873	38.642	157.8	11:00:37.656	3	1:55.120	36.296	37.349	41.475	145.5	10:19:33.376
14	1:46.415	33.766	34.119	<b>38.530</b>	157.4	11:02:24.071	4	1:48.464	34.721	34.606	39.137	154.4	10:21:21.840
15	1:46.375	33.723	33.952	38.700	157.5	11:04:10.446	5	1:50.559	34.262	35.359	40.938	151.5	10:23:12.399
16	1:46.592	33.737	33.920	38.935	157.1	11:05:57.038	6	<u>1:47.917</u>	<u>34.222</u>	34.522	39.173	155.2	10:25:00.316
17	2:02.420 B	33.892	35.392	53.136	136.8	11:07:59.458	7	1:50.045	36.118	34.689	39.238	152.2	10:26:50.361
<b>24</b> Beau LOWETTE BEL TC Racing TATUUS T-421						8	1:47.793	34.321	34.296	39.176	155.4	10:28:38.154	
1	3:33.296 B	1:50.067	47.025	56.204	78.5	10:13:33.296	9	1:47.300	34.179	34.234	38.887	156.1	10:30:25.454
2	5:15.482	3:58.279	36.621	40.582	53.1	10:18:48.778	10	1:48.627	34.657	34.451	39.519	154.2	10:32:14.081
3	1:49.601	35.326	34.913	39.362	152.8	10:20:38.379	11	<b>1:57.097 B</b>	34.561	34.664	47.872	143.1	10:34:11.178
4	1:47.839	34.333	34.477	39.029	155.3	10:22:26.218	12	15:39.157	...	39.410	44.857	17.8	10:49:50.335
5	1:47.095	33.970	34.211	38.914	156.4	10:24:13.313	13	1:55.038	37.587	36.719	40.732	145.6	10:51:45.373
6	1:46.831	33.944	34.070	38.817	156.8	10:26:00.144	14	1:50.575	35.473	35.077	40.025	151.5	10:53:35.948
7	<u>1:47.280</u>	<u>34.049</u>	34.178	39.053	156.1	10:27:47.424	15	1:49.329	35.371	34.909	39.049	153.2	10:55:25.277
8	<u>1:47.247</u>	<u>34.212</u>	34.139	38.896	156.2	10:29:34.671	16	1:47.524	34.588	34.247	<b>38.689</b>	155.8	10:57:12.801
9	1:46.971	33.943	34.065	38.963	156.6	10:31:21.642	17	<u>1:46.619</u>	<u>33.955</u>	33.949	38.715	157.1	10:58:59.420
10	1:46.777	33.854	34.029	38.894	156.9	10:33:08.419	18	<u>1:46.693</u>	<u>33.965</u>	34.003	38.725	157.0	11:00:46.113
11	<b>2:03.848 B</b>	34.791	36.589	52.468	135.3	10:35:12.267	19	<b>1:46.538</b>	<b>33.886</b>	<b>33.890</b>	38.762	157.2	11:02:32.651
12	14:39.521	...	37.235	42.074	19.0	10:49:51.788	20	<u>1:47.585</u>	<b>33.883</b>	<u>34.403</u>	39.299	155.7	11:04:20.236
13	1:53.173	36.189	36.416	40.568	148.0	10:51:44.961	21	1:46.763	33.891	34.083	38.789	156.9	11:06:06.999
14	1:50.635	35.492	35.129	40.014	151.4	10:53:35.596	22	1:47.102	34.077	34.133	38.892	156.4	11:07:54.101
15	<u>1:49.278</u>	<u>35.255</u>	<u>34.921</u>	39.102	153.3	10:55:24.874	23	1:55.472 B	34.507	34.233	46.732	145.1	11:09:49.573
16	<u>1:46.832</u>	<b>33.859</b>	34.124	38.849	156.8	10:57:11.706	<b>28</b> Max RADECK PTR DXR TATUUS T-421						
17	1:46.471	33.860	33.956	<b>38.655</b>	157.3	10:58:58.177	1	2:20.301	59.552	39.182	41.567	119.4	10:12:20.301
18	1:46.485	33.803	33.877	38.805	157.3	11:00:44.662	2	1:53.820	37.841	36.292	39.687	147.2	10:14:14.121
19	1:46.409	33.816	<b>33.761</b>	38.832	157.4	11:02:31.071	3	1:51.486	35.365	35.976	40.145	150.3	10:16:05.607
20	<b>1:46.383</b>	<b>33.645</b>	33.941	38.797	157.5	11:04:17.454	4	1:50.223	34.817	35.650	39.756	152.0	10:17:55.830
21	1:46.827	33.879	34.062	38.886	156.8	11:06:04.281	5	<u>1:48.564</u>	<u>34.391</u>	34.392	39.781	154.3	10:19:44.394
22	1:46.486	33.835	33.827	38.824	157.3	11:07:50.767	6	1:46.601	34.025	33.892	<b>38.684</b>	157.1	10:21:30.995
23	1:54.793 B	33.843	34.014	46.936	145.9	11:09:45.560	7	1:48.140	34.372	34.808	38.960	154.9	10:23:19.135
<b>25</b> Aleix PIÑERA ESP Tecnicar TATUUS T-421						8	1:47.268	33.823	33.745	39.700	156.2	10:25:06.403	
1	3:41.456 B	2:10.447	39.924	51.085	75.6	10:13:41.456	9	1:46.588	33.922	33.676	38.990	157.2	10:26:52.991
2	4:20.933	2:58.274	39.680	42.979	64.2	10:18:02.389	10	<b>1:46.461</b>	33.819	33.644	38.998	157.3	10:28:39.452
3	1:51.103	35.896	35.615	39.592	150.8	10:19:53.492	11	<b>1:53.452 B</b>	<b>33.949</b>	34.053	45.450	147.6	10:30:32.904
4	1:47.600	34.332	34.299	38.969	155.7	10:21:41.092	12	21:58.186	...	38.075	41.237	12.7	10:52:31.090
5	1:46.699	34.006	33.993	38.700	157.0	10:23:27.791	13	1:50.349	35.528	35.161	39.660	151.8	10:54:21.439
6	1:46.121	<b>33.631</b>	33.822	38.668	157.8	10:25:13.912	14	1:47.266	34.262	34.019	38.985	156.2	10:56:08.705
7	1:47.676	33.769	34.214	39.693	155.6	10:27:01.588	15	<u>1:46.812</u>	<u>34.039</u>	33.960	38.813	156.8	10:57:55.517
8	1:46.264	33.865	<b>33.650</b>	38.749	157.6	10:28:47.852	16	1:47.356	<b>33.724</b>	34.019	39.613	156.0	10:59:42.873
9	1:46.044	33.677	33.797	38.570	158.0	10:30:33.896	17	<u>1:46.935</u>	<u>33.971</u>	<b>33.819</b>	39.145	156.6	11:01:29.808
10	<b>1:45.988</b>	33.705	33.653	38.630	158.0	10:32:19.884	18	1:46.480	33.800	33.885	38.795	157.3	11:03:16.288
11	<b>2:02.286 B</b>	33.772	36.758	51.756	137.0	10:34:22.170	19	1:46.667	33.909	<b>33.640</b>	39.118	157.0	11:05:02.955
12	16:35.552	...	41.268	43.939	16.8	10:50:57.722	20	1:46.639	33.877	33.868	38.894	157.1	11:06:49.594
13	1:56.348	38.571	37.072	40.705	144.0	10:52:54.070	21	<u>1:48.917</u>	<u>34.505</u>	34.930	39.482	153.8	11:08:38.511
14	1:50.036	35.406	35.444	39.186	152.2	10:54:44.106	22	1:56.323 B	33.898	33.805	48.620	144.0	11:10:34.834
15	1:47.033	34.125	34.125	38.783	156.5	10:56:31.139	<b>32</b> Simón BULBARELLA ARG Drivex TATUUS T-421						
16	1:46.063	33.791	33.723	<b>38.549</b>	157.9	10:58:17.202							
17	1:46.464	33.715	33.948	38.801	157.3	11:00:03.666							



# F4Spain

## ROUND 2 - PORTIMAO

### Official Previous Test

## Sector Analysis

Lap under Red Flag    — Invalidated Lap    ■ Personal Best    ■ Session Best    B Crossing the pit lane

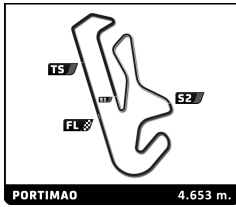
Lap	Time	Sector 1	Sector 2	Sector 3	Kph	Elapsed	Lap	Time	Sector 1	Sector 2	Sector 3	Kph	Elapsed
1	2:19.457	58.417	39.286	41.754	120.1	10:12:19.457	6	1:46.262	33.861	33.728	38.673	157.6	10:25:28.031
2	1:54.244	37.771	36.667	39.806	146.6	10:14:13.701	7	1:46.216	33.867	33.617	38.732	157.7	10:27:14.247
3	1:49.507	35.356	35.197	38.954	153.0	10:16:03.208	8	1:46.487	33.881	33.785	38.821	157.3	10:29:00.734
4	1:50.880	36.465	34.988	39.427	151.1	10:17:54.088	9	1:46.264	33.802	33.812	38.650	157.6	10:30:46.998
5	1:47.772	34.136	34.744	38.892	155.4	10:19:41.860	10	1:46.033	33.826	<b>33.590</b>	38.617	158.0	10:32:33.031
6	1:46.667	34.079	33.905	<b>38.683</b>	157.0	10:21:28.527	11	<b>2:03.935 B</b>	33.745	36.508	53.682	135.2	10:34:36.966
7	1:46.955	33.880	34.116	38.959	156.6	10:23:15.482	12	15:13.888	...	38.634	42.495	18.3	10:49:50.854
8	1:46.546	33.877	33.923	38.746	157.2	10:25:02.028	13	1:53.643	36.410	36.404	40.829	147.4	10:51:44.497
9	<u>1:46.673</u>	<u>33.945</u>	<u>33.926</u>	<u>38.802</u>	157.0	10:26:48.701	14	1:50.252	34.899	35.135	40.218	151.9	10:53:34.749
10	1:46.998	34.000	34.046	38.952	156.6	10:28:35.699	15	1:48.600	34.831	34.326	39.443	154.2	10:55:23.349
11	1:54.448 B	34.033	33.978	46.437	146.4	10:30:30.147	16	1:45.975	33.670	33.750	38.555	158.1	10:57:09.324
12	21:58.779	...	37.770	41.194	12.7	10:52:28.926	17	<b>1:45.549</b>	33.527	33.685	<b>38.337</b>	158.7	10:58:54.873
13	1:49.807	35.347	35.177	39.283	152.5	10:54:18.733	18	<u>1:45.968</u>	<u>33.544</u>	33.753	38.671	158.1	11:00:40.841
14	1:47.060	34.102	34.119	38.839	156.5	10:56:05.793	19	1:46.114	33.619	33.745	38.750	157.9	11:02:26.955
15	1:46.705	33.942	33.941	38.822	157.0	10:57:52.498	20	1:46.113	33.603	33.693	38.817	157.9	11:04:13.068
16	1:46.604	33.884	33.941	38.779	157.1	10:59:39.102	21	1:46.025	<b>33.507</b>	33.739	38.779	158.0	11:05:59.093
17	<b>1:46.473</b>	<u>33.903</u>	<b>33.800</b>	38.770	157.3	11:01:25.575	22	1:46.973	33.661	33.868	39.444	156.6	11:07:46.066
18	1:46.662	<b>33.852</b>	34.016	38.794	157.0	11:03:12.327	23	1:45.994	33.642	33.616	38.736	158.0	11:09:32.060
19	1:46.926	33.968	34.093	38.865	156.7	11:04:59.163	24	1:56.771 B	33.729	36.019	47.023	143.5	11:11:28.831
20	<u>1:47.057</u>	33.982	<u>34.069</u>	39.006	156.5	11:06:46.220							
21	1:46.852	33.988	34.054	38.810	156.8	11:08:33.072							
22	1:54.668 B	33.913	34.348	46.407	146.1	11:10:27.740							

37 Ty FISHER		CAN				
Griffin Core		TATUUS T-421				
1	6:32.841	5:11.596	39.011	42.234	42.6	10:16:32.841
2	1:56.345	37.820	37.846	40.679	144.0	10:18:29.186
3	1:51.272	36.592	35.359	39.321	150.5	10:20:20.458
4	1:47.318	34.265	34.249	38.804	156.1	10:22:07.776
5	1:46.458	33.859	33.865	38.734	157.3	10:23:54.234
6	<u>1:46.242</u>	<u>33.661</u>	33.939	38.642	157.7	10:25:40.476
7	1:46.606	33.828	34.128	38.650	157.1	10:27:27.082
8	1:46.257	33.888	33.807	38.562	157.6	10:29:13.339
9	1:46.229	33.673	33.885	38.671	157.7	10:30:59.568
10	1:46.028	33.705	33.798	38.525	158.0	10:32:45.596
11	<b>2:02.954 B</b>	33.686	36.602	52.666	136.2	10:34:48.550
12	15:00.354	...	38.255	42.660	18.6	10:49:48.904
13	1:54.672	37.301	36.041	41.330	146.1	10:51:43.576
14	1:50.867	35.073	35.216	40.578	151.1	10:53:34.443
15	1:47.895	34.460	34.059	39.376	155.3	10:55:22.338
16	1:45.895	33.624	33.798	38.473	158.2	10:57:08.233
17	1:45.740	33.491	33.770	38.479	158.4	10:58:53.973
18	1:45.839	<b>33.465</b>	33.853	38.521	158.3	11:00:39.812
19	1:47.963	33.515	33.789	40.659	155.2	11:02:27.775
20	1:46.016	33.550	33.922	38.544	158.0	11:04:13.791
21	<u>1:46.041</u>	33.560	<u>33.783</u>	38.698	158.0	11:05:59.832
22	1:46.872	33.507	<b>33.701</b>	39.664	156.7	11:07:46.704
23	1:46.388	33.762	33.952	38.674	157.5	11:09:33.092
24	<b>1:45.694</b>	33.488	33.740	<b>38.466</b>	158.5	11:11:18.786

38 Daniel KELLEHER		IRL				
Campos Racing		TATUUS T-421				
1	6:30.507	5:11.040	38.738	40.729	42.9	10:16:30.507
2	1:49.884	35.690	34.872	39.322	152.4	10:18:20.391
3	1:47.674	34.508	34.071	39.095	155.6	10:20:08.065
4	1:47.029	34.020	34.042	38.967	156.5	10:21:55.094
5	1:46.675	33.935	33.986	38.754	157.0	10:23:41.769

39 Louis COCHET		NLD				
KCL Motorsport		TATUUS T-421				
1	2:49.239	1:27.152	40.223	41.864	99.0	10:12:49.239
2	1:54.624	39.092	35.928	39.604	146.1	10:14:43.863
3	1:50.850	35.143	36.179	39.528	151.1	10:16:34.713
4	1:58.679	37.932	39.002	41.745	141.1	10:18:33.392
5	1:57.140	36.973	38.513	41.654	143.0	10:20:30.532
6	1:48.105	34.459	34.463	39.183	154.9	10:22:18.637
7	<u>1:47.705</u>	<u>34.409</u>	34.209	39.087	155.5	10:24:06.342
8	1:47.804	34.411	34.317	39.076	155.4	10:25:54.146
9	1:47.547	34.168	34.317	39.062	155.8	10:27:41.693
10	1:47.727	34.401	34.209	39.117	155.5	10:29:29.420
11	1:47.189	34.062	34.150	38.977	156.3	10:31:16.609
12	<b>1:54.930 B</b>	34.398	34.434	46.098	145.7	10:33:11.539
13	20:09.064	...	45.412	48.406	13.9	10:53:20.603
14	1:53.273	36.290	37.732	39.251	147.9	10:55:13.876
15	<u>1:48.989</u>	<u>35.325</u>	34.664	39.000	153.7	10:57:02.865
16	<b>1:46.974</b>	34.044	34.205	<b>38.725</b>	156.6	10:58:49.839
17	<u>1:46.959</u>	<u>33.990</u>	34.063	38.906	156.6	11:00:36.798
18	1:46.991	34.048	<b>34.031</b>	38.912	156.6	11:02:23.789
19	1:47.314	34.344	34.070	38.900	156.1	11:04:11.103
20	1:47.428	34.373	34.067	38.988	155.9	11:05:58.531
21	1:52.579	33.941	34.067	44.571	148.8	11:07:51.110
22	<u>1:47.904</u>	<u>35.009</u>	34.095	38.800	155.2	11:09:39.014
23	<u>1:46.787</u>	<b>33.918</b>	<u>34.137</u>	38.732	156.9	11:11:25.801

40 Kasper SCHORMANS		NLD				
MP Motorsport		TATUUS T-421				
1	2:26.380	1:08.594	36.911	40.875	114.4	10:12:26.380
2	<u>1:49.096</u>	<u>35.072</u>	34.732	39.292	153.5	10:14:15.476
3	1:48.054	34.413	34.662	38.979	155.0	10:16:03.530
4	1:47.067	34.142	34.276	38.649	156.5	10:17:50.597
5	1:46.738	33.915	34.012	38.811	156.9	10:19:37.335
6	1:53.570 B	33.858	34.025	45.687	147.5	10:21:30.905
7	7:34.381	6:12.381	40.941	41.059	36.9	10:29:05.286
8	1:48.871	35.022	34.758	39.091	153.9	10:30:54.157
9	1:46.881	34.056	33.994	38.831	156.7	10:32:41.038



## F4Spain ROUND 2 - PORTIMAO Official Previous Test

### Sector Analysis

Lap under Red Flag    \_ Invalidated Lap    ■ Personal Best    ■ Session Best    B Crossing the pit lane

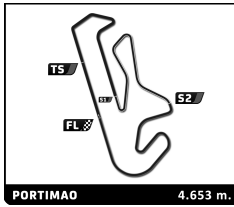
Lap	Time	Sector 1	Sector 2	Sector 3	Kph	Elapsed	Lap	Time	Sector 1	Sector 2	Sector 3	Kph	Elapsed
10	<b>2:04.087 B</b>	34.466	37.504	52.117	135.0	10:34:45.125	11	1:46.326	33.778	33.775	38.773	157.5	10:32:52.204
11	5:22.184	4:09.060	34.357	38.767	52.0	10:40:07.309	12	<b>1:58.847 B</b>	34.756	35.106	48.985	140.9	10:34:51.051
12	1:46.328	33.876	34.035	38.417	157.5	10:41:53.637	13	17:34.559	...	37.007	40.807	15.9	10:52:25.610
13	1:45.952	33.783	33.746	38.423	158.1	10:43:39.589	14	1:49.638	35.270	34.997	39.371	152.8	10:54:15.248
14	1:45.714	<b>33.579</b>	33.658	38.477	158.5	10:45:25.303	15	1:47.224	34.189	34.133	38.902	156.2	10:56:02.472
15	<b>1:45.566</b>	33.586	<b>33.654</b>	<b>38.326</b>	158.7	10:47:10.869	16	1:46.329	33.871	33.976	<b>38.482</b>	157.5	10:57:48.801
16	1:54.580 B	33.837	34.229	46.514	146.2	10:49:05.449	17	<b>1:45.991</b>	33.734	<b>33.700</b>	38.557	158.0	10:59:34.792
17	5:50.836	4:32.380	37.527	40.929	47.7	10:54:56.285	18	1:46.182	<b>33.710</b>	33.864	38.608	157.8	11:01:20.974
18	1:53.616	34.730	38.053	40.833	147.4	10:56:49.901	19	1:46.247	33.757	33.863	38.627	157.7	11:03:07.221
19	1:46.273	33.910	33.845	38.518	157.6	10:58:36.174	20	1:46.667	33.725	33.940	39.002	157.0	11:04:53.888
20	1:46.039	33.715	33.772	38.552	158.0	11:00:22.213	21	1:46.765	33.899	34.049	38.817	156.9	11:06:40.653
21	1:45.889	33.701	33.746	38.442	158.2	11:02:08.102	22	1:53.991 B	33.948	34.335	45.708	146.9	11:08:34.644
22	2:04.495	34.274	42.316	47.905	134.5	11:04:12.597							
23	<u>1:48.051</u>	<u>35.420</u>	33.910	38.721	155.0	11:06:00.648							
24	1:46.314	33.721	33.666	38.927	157.6	11:07:46.962							
25	<u>1:46.695</u>	<u>33.730</u>	34.241	38.724	157.0	11:09:33.657							
26	1:53.908 B	33.667	33.940	46.301	147.1	11:11:27.565							

44 Elliot KACZYNSKI		SWE											
Drivex		TATUUS T-421											
1	2:18.702	57.540	39.053	42.109	120.8	10:12:18.702							
2	1:54.497	37.823	36.698	39.976	146.3	10:14:13.199							
3	1:49.399	35.294	34.981	39.124	153.1	10:16:02.598							
4	1:50.502	36.338	35.099	39.065	151.6	10:17:53.100							
5	1:47.723	33.939	35.001	38.783	155.5	10:19:40.823							
6	1:46.599	33.884	33.949	38.766	157.1	10:21:27.422							
7	<u>1:46.720</u>	<u>33.868</u>	34.136	38.716	157.0	10:23:14.142							
8	<b>1:46.402</b>	33.732	34.026	<b>38.644</b>	157.4	10:25:00.544							
9	1:46.850	34.027	34.033	38.790	156.8	10:26:47.394							
10	<u>1:49.136</u>	<u>35.910</u>	34.455	38.771	153.5	10:28:36.530							
11	1:46.717	33.937	33.971	38.809	157.0	10:30:23.247							
12	1:46.610	33.782	34.080	38.748	157.1	10:32:09.857							
13	<b>1:55.075 B</b>	33.811	34.643	46.621	145.6	10:34:04.932							
14	18:22.650	...	37.517	40.969	15.2	10:52:27.582							
15	1:49.949	35.627	35.148	39.174	152.4	10:54:17.531							
16	1:47.116	34.219	34.132	38.765	156.4	10:56:04.647							
17	1:46.731	33.916	34.042	38.773	156.9	10:57:51.378							
18	1:46.427	33.735	33.933	38.759	157.4	10:59:37.805							
19	1:46.513	33.792	<b>33.908</b>	38.813	157.3	11:01:24.318							
20	1:48.881	33.814	36.339	38.728	153.8	11:03:13.199							
21	1:46.944	<b>33.731</b>	34.065	39.148	156.6	11:05:00.143							
22	<u>1:46.692</u>	<u>33.742</u>	34.153	38.797	157.0	11:06:46.835							
23	<u>1:47.753</u>	<u>34.389</u>	34.514	38.850	155.5	11:08:34.588							
24	1:54.694 B	33.808	34.241	46.645	146.0	11:10:29.282							

46 Nathan TYE		GBR											
Drivex		TATUUS T-421											
1	2:17.714	56.547	38.973	42.194	121.6	10:12:17.714							
2	1:54.545	37.835	36.713	39.997	146.2	10:14:12.259							
3	1:49.720	35.268	35.058	39.394	152.7	10:16:01.979							
4	1:50.089	36.300	34.716	39.073	152.2	10:17:52.068							
5	1:51.598	34.000	37.761	39.837	150.1	10:19:43.666							
6	<u>1:47.008</u>	<u>34.145</u>	34.123	38.740	156.5	10:21:30.674							
7	1:47.310	33.840	34.498	38.972	156.1	10:23:17.984							
8	1:54.220 B	34.054	34.127	46.039	146.7	10:25:12.204							
9	4:07.326	2:54.488	34.116	38.722	67.7	10:29:19.530							
10	1:46.348	33.765	33.853	38.730	157.5	10:31:05.878							

71 Sam URUS		MCO											
DXR		TATUUS T-421											
1	2:21.652	1:00.935	38.926	41.791	118.3	10:12:21.652							
2	1:54.469	37.662	36.278	40.529	146.3	10:14:16.121							
3	<u>1:52.322</u>	<u>34.867</u>	35.550	41.905	149.1	10:16:08.443							
4	<u>1:49.940</u>	<u>34.801</u>	35.523	39.616	152.4	10:17:58.383							
5	1:48.531	34.424	35.003	<b>39.104</b>	154.3	10:19:46.914							
6	<u>1:48.035</u>	<u>34.314</u>	34.469	39.252	155.0	10:21:34.949							
7	<b>1:48.395</b>	34.445	34.511	39.439	154.5	10:23:23.344							
8	1:54.114 B	<b>34.128</b>	<b>34.270</b>	45.716	146.8	10:25:17.458							
9	6:08.560	4:54.293	34.920	39.347	45.4	10:31:26.018							
10	<b>1:47.817</b>	34.168	34.374	39.275	155.4	10:33:13.835							
11	<b>2:05.949 B</b>	37.442	38.742	49.765	133.0	10:35:19.784							
12	17:15.939	...	38.323	43.313	16.2	10:52:35.723							
13	1:54.826	36.750	36.731	41.345	145.9	10:54:30.549							
14	1:49.749	34.941	34.918	39.890	152.6	10:56:20.298							
15	1:48.707	34.774	34.702	39.231	154.1	10:58:09.005							
16	<u>1:48.210</u>	<u>34.323</u>	<u>34.720</u>	39.167	154.8	10:59:57.215							
17	1:54.795	36.027	36.552	42.216	145.9	11:01:52.010							
18	1:50.205	34.466	35.695	40.044	152.0	11:03:42.215							
19	1:49.367	34.993	34.977	39.397	153.2	11:05:31.582							
20	<b>1:56.829 B</b>	34.303	<u>34.818</u>	47.708	143.4	11:07:28.411							

73 Fausto ARNAUDO		ARG											
Monlau Motorsport		TATUUS T-421											
1	2:10.980 B	43.116	37.379	50.485	127.9	10:12:10.980							
2	5:49.246	4:24.459	39.736	45.051	48.0	10:18:00.226							
3	1:53.722	37.100	37.061	39.561	147.3	10:19:53.948							
4	1:48.500	34.694	34.609	39.197	154.4	10:21:42.448							
5	1:47.654	34.244	34.441	38.969	155.6	10:23:30.102							
6	1:47.246	34.007	34.366	38.873	156.2	10:25:17.348							
7	1:47.047	34.010	34.099	38.938	156.5	10:27:04.395							
8	1:47.057	33.940	34.118	38.999	156.5	10:28:51.452							
9	1:47.130	34.067	34.154	38.909	156.4	10:30:38.582							
10	<b>1:52.714 B</b>	34.120	34.156	44.438	148.6	10:32:31.296							
11	17:14.430	...	40.294	44.231	16.2	10:49:45.726							
12	1:54.826	36.423	36.491	41.912	145.9	10:51:40.552							
13	1:54.689	36.036	36.300	42.353	146.1	10:53:35.241							
14	1:59.120	35.487	41.511	42.122	140.6	10:55:34.361							
15	1:47.260	34.132	34.089	39.039	156.2	10:57:21.621							
16	1:52.374	39.211	34.260	38.903	149.1	10:59:13.995							
17	1:49.909	35.861	34.822	39.226	152.4	11:01:03.904							
18	<b>1:46.694</b>	33.858	<b>34.020</b>	<b>38.816</b>	157.0	11:02:50.598							
19	1:47.137	<b>33.847</b>	34.121	39.169	156.3	11:04:37.735							

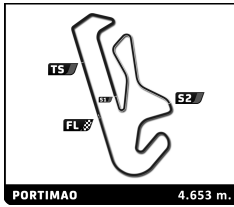


## F4Spain ROUND 2 - PORTIMAO Official Previous Test

### Sector Analysis

Lap under Red Flag    — Invalidated Lap    ■ Personal Best    ■ Session Best    B Crossing the pit lane

Lap	Time	Sector 1	Sector 2	Sector 3	Kph	Elapsed	Lap	Time	Sector 1	Sector 2	Sector 3	Kph	Elapsed
20	1:46.916	33.852	34.081	38.983	156.7	11:06:24.651	4	1:48.827	35.195	34.378	39.254	153.9	10:17:45.201
21	<u>1:47.154</u>	<u>33.879</u>	34.198	39.077	156.3	11:08:11.805	5	<u>1:53.457</u>	<u>36.148</u>	38.065	39.244	147.6	10:19:38.658
22	<u>1:53.969</u> B	<u>34.096</u>	34.205	45.668	147.0	11:10:05.774	6	<u>1:54.960</u> B	<u>34.483</u>	34.306	46.171	145.7	10:21:33.618
<b>74</b> Pablo RICCOBONO ESP GRS Team TATUUS T-421							7	28:25.956	...	37.452	41.124	9.8	10:49:59.574
1	2:08.337	48.555	38.196	41.586	130.5	10:12:08.337	8	<u>1:50.223</u>	<u>35.489</u>	35.247	39.487	152.0	10:51:49.797
2	1:54.333	36.901	36.893	40.539	146.5	10:14:02.670	9	<u>1:50.634</u>	<u>35.610</u>	34.674	40.350	151.4	10:53:40.431
3	1:49.905	35.338	34.901	39.666	152.4	10:15:52.575	10	1:49.358	34.714	35.347	39.297	153.2	10:55:29.789
4	1:49.107	35.430	34.474	39.203	153.5	10:17:41.682	11	<u>1:47.285</u>	<u>34.233</u>	<u>34.022</u>	39.030	156.1	10:57:17.074
5	1:47.922	34.327	34.418	39.177	155.2	10:19:29.604	12	<u>1:48.548</u>	<u>35.512</u>	34.057	<u>38.979</u>	154.3	10:59:05.622
6	1:47.864	34.491	34.205	39.168	155.3	10:21:17.468	13	<u>1:47.284</u>	<u>34.199</u>	34.093	38.992	156.1	11:00:52.906
7	1:48.950	35.420	34.165	39.365	153.7	10:23:06.418	14	2:08.761B	38.015	38.268	52.478	130.1	11:03:01.667
8	1:47.230	34.039	34.050	39.141	156.2	10:24:53.648	<b>80</b> Sebastián FRIGOLET MEX DXR TATUUS T-421						
9	<u>1:47.508</u>	<u>34.207</u>	34.046	39.255	155.8	10:26:41.156	1	2:20.966	1:00.310	38.938	41.718	118.8	10:12:20.966
10	1:55.289B	34.207	34.434	46.648	145.3	10:28:36.445	2	1:53.865	37.799	36.131	39.935	147.1	10:14:14.831
11	22:24.878	...	38.074	42.565	12.5	10:51:01.323	3	1:51.708	34.992	36.173	40.543	150.0	10:16:06.539
12	1:55.458	38.637	36.463	40.358	145.1	10:52:56.781	4	1:49.949	34.574	35.449	39.926	152.4	10:17:56.488
13	1:52.214	35.356	35.179	41.679	149.3	10:54:48.995	5	1:48.533	34.697	34.619	39.217	154.3	10:19:45.021
14	1:48.176	34.780	34.283	39.113	154.8	10:56:37.171	6	1:47.531	34.191	34.310	39.030	155.8	10:21:32.552
15	<u>1:46.899</u>	<u>34.035</u>	34.142	<u>38.722</u>	156.7	10:58:24.070	7	1:48.014	34.535	34.431	39.048	155.1	10:23:20.566
16	<u>1:46.816</u>	<u>34.001</u>	<u>33.879</u>	38.936	156.8	11:00:10.886	8	1:47.459	34.127	34.318	39.014	155.9	10:25:08.025
17	<u>1:47.081</u>	34.045	34.090	38.946	156.4	11:01:57.967	9	<u>1:47.468</u>	<u>34.197</u>	34.156	39.115	155.9	10:26:55.493
18	1:47.271	34.123	34.100	39.048	156.2	11:03:45.238	10	1:54.888B	34.168	34.361	46.359	145.8	10:28:50.381
19	1:47.458	<u>33.958</u>	34.193	39.307	155.9	11:05:32.696	11	23:41.145	...	37.750	41.178	11.8	10:52:31.526
20	1:56.706B	33.993	34.963	47.750	143.5	11:07:29.402	12	<u>1:50.440</u>	<u>35.504</u>	35.319	39.617	151.7	10:54:21.966
<b>77</b> Andrej PETROVIC SRB T-Code by Amtog TATUUS T-421							13	1:47.872	34.329	34.379	39.164	155.3	10:56:09.838
1	3:34.477	2:11.074	40.133	43.270	78.1	10:13:34.477	14	1:47.301	34.189	34.170	38.942	156.1	10:57:57.139
2	1:58.240	37.930	37.149	43.161	141.7	10:15:32.717	15	<u>1:47.434</u>	<u>34.087</u>	34.117	39.230	155.9	10:59:44.573
3	1:53.182	34.775	36.613	41.794	148.0	10:17:25.899	16	1:47.210	33.944	34.160	39.106	156.2	11:01:31.783
4	1:47.069	34.152	34.122	38.795	156.4	10:19:12.968	17	1:47.230	34.091	<u>34.104</u>	39.035	156.2	11:03:19.013
5	1:49.584	34.029	36.516	39.039	152.9	10:21:02.552	18	1:47.588	34.236	34.322	39.030	155.7	11:05:06.601
6	1:46.402	33.722	34.087	38.593	157.4	10:22:48.954	19	1:47.647	34.183	34.451	39.013	155.6	11:06:54.248
7	1:46.185	33.655	33.965	38.565	157.8	10:24:35.139	20	<u>1:47.405</u>	<u>34.144</u>	34.275	38.986	156.0	11:08:41.653
8	1:46.197	33.638	33.970	38.589	157.7	10:26:21.336	21	<u>1:46.980</u>	<u>33.942</u>	34.178	<u>38.860</u>	156.6	11:10:28.633
9	<u>1:46.451</u>	<u>33.946</u>	33.885	38.620	157.4	10:28:07.787	<b>81</b> Noah MONTEIRO PRT Griffin Core TATUUS T-421						
10	1:46.304	33.783	33.929	38.592	157.6	10:29:54.091	1	5:59.910B	4:30.069	38.202	51.639	46.5	10:15:59.910
11	1:46.210	33.690	33.879	38.641	157.7	10:31:40.301	2	2:30.356	1:09.987	39.361	41.008	111.4	10:18:30.266
12	<u>1:54.703</u> B	33.707	33.889	47.107	146.0	10:33:35.004	3	1:52.357	36.499	35.955	39.903	149.1	10:20:22.623
13	17:23.436	...	40.743	43.966	16.1	10:50:58.440	4	1:47.902	34.519	34.304	39.079	155.2	10:22:10.525
14	1:56.217	38.783	36.829	40.605	144.1	10:52:54.657	5	1:46.957	34.126	33.914	38.917	156.6	10:23:57.482
15	1:50.967	35.423	35.360	40.184	151.0	10:54:45.624	6	1:46.510	33.973	33.704	38.833	157.3	10:25:43.992
16	<u>1:46.715</u>	<u>34.069</u>	34.003	38.643	157.0	10:56:32.339	7	1:46.793	34.020	33.919	38.854	156.9	10:27:30.785
17	<u>1:46.263</u>	<u>33.876</u>	33.861	<u>38.526</u>	157.6	10:58:18.602	8	1:46.665	33.940	33.852	38.873	157.0	10:29:17.450
18	1:46.128	33.690	33.875	38.563	157.8	11:00:04.730	9	1:46.485	33.864	33.734	38.887	157.3	10:31:03.935
19	<u>1:45.928</u>	<u>33.603</u>	<u>33.739</u>	38.586	158.1	11:01:50.658	10	1:54.894B	33.952	33.979	46.963	145.8	10:32:58.829
20	1:46.043	33.635	33.803	38.605	158.0	11:03:36.701	11	16:49.839	...	38.082	43.063	16.6	10:49:48.668
21	1:46.067	33.671	33.772	38.624	157.9	11:05:22.768	12	1:54.014	36.859	36.084	41.071	146.9	10:51:42.682
22	1:55.900B	33.939	34.453	47.508	144.5	11:07:18.668	13	1:51.544	35.266	35.450	40.828	150.2	10:53:34.226
<b>78</b> Maria NETO PRT TC Racing TATUUS T-421							14	1:46.888	34.123	33.891	38.874	156.7	10:55:21.114
1	2:04.495	46.029	37.279	41.187	134.5	10:12:04.495	15	1:45.896	33.744	33.626	38.526	158.2	10:57:07.010
2	2:01.963	37.045	43.899	41.019	137.3	10:14:06.458	16	<u>1:45.654</u>	33.635	33.631	<u>38.388</u>	158.5	10:58:52.664
3	1:49.916	35.475	34.925	39.516	152.4	10:15:56.374	17	<u>1:46.610</u>	<u>33.681</u>	33.690	39.239	157.1	11:00:39.274
							18	1:45.849	33.674	<u>33.618</u>	38.557	158.3	11:02:25.123
							19	1:46.211	<u>33.511</u>	33.799	38.901	157.7	11:04:11.334



## F4Spain ROUND 2 - PORTIMAO Official Previous Test

### Sector Analysis

Lap under Red Flag    — Invalidated Lap    ■ Personal Best    ■ Session Best    B Crossing the pit lane

Lap	Time	Sector 1	Sector 2	Sector 3	Kph	Elapsed	Lap	Time	Sector 1	Sector 2	Sector 3	Kph	Elapsed
20	1:46.032	33.610	33.632	38.790	158.0	11:05:57.366	1	2:23.314	1:03.854	38.285	41.175	116.9	10:12:23.314
21	1:55.962B	33.815	34.817	47.330	144.5	11:07:53.328	2	<u>1:52.110</u>	<u>36.365</u>	35.768	39.977	149.4	10:14:15.424
22	2:48.130B	1:25.819	34.264	48.047	99.6	11:10:41.458	3	1:53.422	35.156			147.7	10:16:08.846

83 Alfons MIETTINEN FIN						
GRS Team TATUUS T-421						
Lap	Time	Sector 1	Sector 2	Sector 3	Kph	Elapsed
1	2:09.601	50.983	37.800	40.818	129.2	10:12:09.601
2	<u>1:53.543</u>	<u>36.532</u>	36.584	40.427	147.5	10:14:03.144
3	1:50.174	35.440	35.014	39.720	152.0	10:15:53.318
4	1:50.098	35.447	34.864	39.787	152.1	10:17:43.416
5	1:48.890	34.518	34.691	39.681	153.8	10:19:32.306
6	1:48.536	34.617	34.525	39.394	154.3	10:21:20.842
7	1:48.232	34.440	34.454	39.338	154.8	10:23:09.074
8	1:48.175	34.447	<b>34.445</b>	39.283	154.8	10:24:57.249
9	1:48.892	34.540	34.892	39.460	153.8	10:26:46.141
10	1:49.993	34.636	34.659	40.698	152.3	10:28:36.134
11	1:48.879	34.754	34.642	39.483	153.8	10:30:25.013
12	<u>2:01.187B</u>	37.344	<u>35.735</u>	48.108	138.2	10:32:26.200
13	17:27.591	...	37.537	40.568	16.0	10:49:53.791
14	1:52.275	36.772	36.014	39.489	149.2	10:51:46.066
15	1:50.820	35.542	35.589	39.689	151.2	10:53:36.886
16	1:49.443	35.165	34.954	39.324	153.1	10:55:26.329
17	1:48.075	34.305	34.602	39.168	155.0	10:57:14.404
18	1:48.728	35.108	34.534	<b>39.086</b>	154.1	10:59:03.132
19	1:48.359	34.469	34.686	39.204	154.6	11:00:51.491
20	1:47.908	34.345	34.474	39.089	155.2	11:02:39.399
21	<b>1:47.861</b>	<b>34.244</b>	34.495	39.122	155.3	11:04:27.260
22	1:54.066B	34.286	34.464	45.316	146.9	11:06:21.326

88 Miki BLASCOS ESP						
Monlau Motorsport TATUUS T-421						
Lap	Time	Sector 1	Sector 2	Sector 3	Kph	Elapsed
1	2:10.041B	41.497	37.908	50.636	128.8	10:12:10.041
2	5:20.886	4:04.667	35.901	40.318	52.2	10:17:30.927
3	1:50.552	36.182	35.106	39.264	151.5	10:19:21.479
4	1:47.279	34.314	34.000	38.965	156.1	10:21:08.758
5	1:47.209	34.168	33.799	39.242	156.2	10:22:55.967
6	1:46.612	33.959	33.804	38.849	157.1	10:24:42.579
7	1:46.851	34.036	33.989	38.826	156.8	10:26:29.430
8	1:46.689	33.827	33.818	39.044	157.0	10:28:16.119
9	<u>1:47.289</u>	<u>34.312</u>	34.164	38.813	156.1	10:30:03.408
10	1:46.716	33.904	34.027	38.785	157.0	10:31:50.124
11	<b>1:58.243B</b>	33.817	33.876	50.550	141.7	10:33:48.367
12	17:12.520	...	39.158	44.101	16.2	10:51:00.887
13	1:55.150	38.641	36.115	40.394	145.5	10:52:56.037
14	1:51.430	35.106	35.342	40.982	150.3	10:54:47.467
15	1:47.242	34.240	34.296	38.706	156.2	10:56:34.709
16	<u>1:46.088</u>	<u>33.777</u>	33.754	<b>38.557</b>	157.9	10:58:20.797
17	<b>1:46.082</b>	<b>33.652</b>	33.791	38.639	157.9	11:00:06.879
18	1:46.110	33.656	33.735	38.719	157.9	11:01:52.989
19	<u>1:46.909</u>	<u>33.850</u>	34.353	38.706	156.7	11:03:39.898
20	1:46.466	33.778	34.010	38.678	157.3	11:05:26.364
21	1:46.315	33.823	<b>33.717</b>	38.775	157.6	11:07:12.679
22	1:46.257	33.734	33.743	38.780	157.6	11:08:58.936
23	1:46.182	33.673	33.735	38.774	157.8	11:10:45.118

94 Jordan MOODLEY ZAF						
G4 Racing TATUUS T-421						
Lap	Time	Sector 1	Sector 2	Sector 3	Kph	Elapsed
1	2:23.314	1:03.854	38.285	41.175	116.9	10:12:23.314
2	<u>1:52.110</u>	<u>36.365</u>	35.768	39.977	149.4	10:14:15.424
3	1:53.422	35.156			147.7	10:16:08.846
4	<u>1:49.955</u>	<u>34.726</u>	35.465	39.764	152.3	10:17:58.801
5	1:48.727	34.316	35.036	39.375	154.1	10:19:47.528
6	<u>1:48.009</u>	<u>34.257</u>	34.331	39.421	155.1	10:21:35.537
7	1:48.953	34.312	34.914	39.727	153.7	10:23:24.490
8	1:48.310	34.446	34.205	39.659	154.7	10:25:12.800
9	1:49.076	34.389	34.471	40.216	153.6	10:27:01.876
10	<u>1:56.722B</u>	<u>34.336</u>	<u>34.588</u>	47.798	143.5	10:28:58.598
11	21:22.694	...	40.967	42.380	13.1	10:50:21.292
12	1:52.310	36.157	36.441	39.712	149.1	10:52:13.602
13	<u>1:49.339</u>	34.926	<u>34.818</u>	39.595	153.2	10:54:02.941
14	1:50.012	35.821	34.663	39.528	152.3	10:55:52.953
15	<u>1:48.400</u>	<u>34.801</u>	34.530	<b>39.069</b>	154.5	10:57:41.353
16	1:47.822	<b>34.122</b>	34.171	39.529	155.4	10:59:29.175
17	1:48.108	34.164	34.380	39.564	154.9	11:01:17.283
18	1:47.874	34.332	34.209	39.333	155.3	11:03:05.157
19	1:49.427	34.585	<b>34.126</b>	40.716	153.1	11:04:54.584
20	<u>1:49.258</u>	<u>34.358</u>	34.300	40.600	153.3	11:06:43.842
21	<u>1:47.963</u>	34.239	<u>34.410</u>	39.314	155.2	11:08:31.805
22	<b>1:47.754</b>	34.166	34.164	39.424	155.5	11:10:19.559

96 Andre RODRIGUEZ USA						
GRS Team TATUUS T-421						
Lap	Time	Sector 1	Sector 2	Sector 3	Kph	Elapsed
1	2:45.965B	1:08.288	43.898	53.779	100.9	10:12:45.965
2	6:41.438	5:16.551	42.488	42.399	41.7	10:19:27.403
3	2:02.946	41.277	38.170	43.499	136.2	10:21:30.349
4	1:55.531	37.833	36.105	41.593	145.0	10:23:25.880
5	1:55.065	37.214	37.644	40.207	145.6	10:25:20.945
6	1:49.008	34.982	34.623	39.403	153.7	10:27:09.953
7	<u>1:48.554</u>	<u>34.571</u>	34.704	39.279	154.3	10:28:58.507
8	<u>1:50.204</u>	34.608	<u>36.284</u>	39.312	152.0	10:30:48.711
9	1:48.281	34.510	34.498	39.273	154.7	10:32:36.992
10	<b>2:02.104B</b>	34.441	34.763	52.900	137.2	10:34:39.096
11	15:13.236	...	37.178	41.284	18.3	10:49:52.332
12	1:55.988	36.577	39.176	40.235	144.4	10:51:48.320
13	1:58.617	35.590	41.499	41.528	141.2	10:53:46.937
14	1:50.656	34.558	34.642	41.456	151.4	10:55:37.593
15	<u>1:47.594</u>	<u>34.231</u>	34.218	39.145	155.7	10:57:25.187
16	1:52.114	34.130	34.642	43.342	149.4	10:59:17.301
17	1:47.682	34.217	34.374	39.091	155.6	11:01:04.983
18	1:47.595	34.202	34.511	<b>38.882</b>	155.7	11:02:52.578
19	<b>1:47.204</b>	<b>34.027</b>	34.221	38.956	156.3	11:04:39.782
20	1:47.515	34.174	<b>34.182</b>	39.159	155.8	11:06:27.297
21	<u>1:59.897B</u>	<u>34.285</u>	37.865	47.747	139.7	11:08:27.194