

# F4Spain

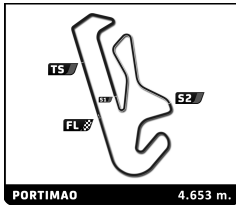
## ROUND 2 - PORTIMAO

### Free Practice 2

## Sector Analysis

Lap under Red Flag    — Invalidated Lap    ■ Personal Best    ■ Session Best    B Crossing the pit lane

Lap	Time	Sector 1	Sector 2	Sector 3	Kph	Elapsed	Lap	Time	Sector 1	Sector 2	Sector 3	Kph	Elapsed
<b>5</b>	<b>Daniel MOTA</b> ESP						<b>11</b>	<b>Rahim ALIBHAI</b> USA					
TC Racing TATUUS T-421						Monlau Motorsport TATUUS T-421							
1	2:23.175B	54.700	36.891	51.584	117.0	14:52:23.175	1	2:17.058B	49.197	37.559	50.302	122.2	14:52:17.058
2	<b>3:23.037B</b>	1:59.336	<u>35.542</u>	48.159	82.5	14:55:46.212	2	3:12.362B	1:51.432	34.778	46.152	87.1	14:55:29.420
3	7:49.368	6:30.644	37.528	41.196	35.7	15:03:35.580	3	7:59.448	6:33.601	40.684	45.163	34.9	15:03:28.868
4	<b>2:11.538B</b>	35.290	39.372	56.876	127.3	15:05:47.118	4	<b>2:15.111B</b>	37.404	39.326	58.381	124.0	15:05:43.979
5	9:49.399	8:32.339	35.756	41.304	28.4	15:15:36.517	5	10:21.849	9:03.687	37.111	41.051	26.9	15:16:05.828
6	1:47.982	34.350	34.519	39.113	155.1	15:17:24.499	6	1:47.751	34.386	34.211	39.154	155.5	15:17:53.579
7	1:47.863	34.104	<b>34.264</b>	39.495	155.3	15:19:12.362	7	<b>1:47.170</b>	<b>34.088</b>	<b>34.094</b>	<b>38.988</b>	156.3	15:19:40.749
8	<b>1:47.557</b>	<b>34.089</b>	34.401	<b>39.067</b>	155.7	15:20:59.919	8	1:47.366	34.127	34.104	39.135	156.0	15:21:28.115
<b>7</b>	<b>Felipe REIJS</b> NLD						<b>12</b>	<b>Philippe Armand KARRAS</b> GRC					
MP Motorsport TATUUS T-421						G4 Racing TATUUS T-421							
1	2:46.682B	1:10.817	37.057	58.808	100.5	14:52:46.682	1	13:42.419	...	38.694	42.510	20.4	15:03:42.419
2	4:28.535B	3:04.206	35.541	48.788	62.4	14:57:15.217	2	<b>2:08.923B</b>	36.187	37.745	54.991	129.9	15:05:51.342
3	3:21.696B	1:59.908	35.086	46.702	83.0	15:00:36.913	3	9:28.864	8:14.252	35.040	39.572	29.4	15:15:20.206
4	<b>5:16.053B</b>	3:42.655	38.249	55.149	53.0	15:05:52.966	4	1:47.414	34.369	<b>33.919</b>	39.126	155.9	15:17:07.620
5	9:02.348	7:48.040	35.022	39.286	30.9	15:14:55.314	5	1:47.788	34.083	34.518	39.187	155.4	15:18:55.408
6	1:47.875	34.570	34.168	39.137	155.3	15:16:43.189	6	<b>1:46.985</b>	<b>33.975</b>	33.952	<b>39.058</b>	156.6	15:20:42.393
7	1:47.327	34.343	34.047	<b>38.937</b>	156.1	15:18:30.516							
8	<b>1:47.247</b>	<b>34.273</b>	<b>33.996</b>	38.978	156.2	15:20:17.763							
<b>8</b>	<b>Jacob MICALLEF</b> MLT						<b>13</b>	<b>Rodrigo MARTÍNEZ</b> MEX					
Campos Racing TATUUS T-421						Tecnicar TATUUS T-421							
1	2:15.160	56.821	36.871	41.468	123.9	14:52:15.160	1	11:11.641	9:50.731	38.803	42.107	24.9	15:01:11.641
2	1:59.208B	35.493	34.759	48.956	140.5	14:54:14.368	2	1:52.146	36.309	35.538	40.299	149.4	15:03:03.787
3	<b>3:23.901B</b>	2:04.576	<b>34.226</b>	45.099	82.2	14:57:38.269	3	<b>2:06.739B</b>	35.699	34.748	56.292	132.2	15:05:10.526
4	6:03.820	4:45.632	36.713	41.475	46.0	15:03:42.089	4	10:01.937	8:45.042	36.062	40.833	27.8	15:15:12.463
5	<b>2:07.708B</b>	36.034	36.451	55.223	131.2	15:05:49.797	5	1:50.092	35.470	34.929	39.693	152.2	15:17:02.555
6	10:18.133	9:00.063	35.299	42.771	27.1	15:16:07.930	6	1:55.316	37.384	37.291	40.641	145.3	15:18:57.871
7	1:47.388	34.217	34.100	39.071	156.0	15:17:55.318	7	<b>1:48.799</b>	<b>34.520</b>	<b>34.698</b>	<b>39.581</b>	154.0	15:20:46.670
8	1:47.231	34.102	33.928	39.201	156.2	15:19:42.549							
9	<b>1:46.570</b>	<b>33.977</b>	<b>33.873</b>	<b>38.720</b>	157.2	15:21:29.119							
<b>9</b>	<b>Jean Paul KARRAS</b> GRC						<b>15</b>	<b>Jensen BURNETT</b> CAN					
G4 Racing TATUUS T-421						KCL Motorsport TATUUS T-421							
1	13:46.649	...	37.203	40.921	20.3	15:03:46.649	1	2:46.891	1:29.179	37.618	40.094	100.4	14:52:46.891
2	<b>2:08.961B</b>	36.121	38.261	54.579	129.9	15:05:55.610	2	1:49.135	34.946	34.809	39.380	153.5	14:54:36.026
3	9:39.590	8:15.005	42.926	41.659	28.9	15:15:35.200	3	1:58.673	44.912	34.322	39.439	141.2	14:56:34.699
4	1:48.359	34.653	34.633	39.073	154.6	15:17:23.559	4	1:48.147	34.485	34.247	39.415	154.9	14:58:22.846
5	1:47.612	34.136	34.326	39.150	155.7	15:19:11.171	5	1:54.176B	34.424	34.325	45.427	146.7	15:00:17.022
6	<b>1:47.261</b>	<b>34.110</b>	<b>34.140</b>	<b>39.011</b>	156.2	15:20:58.432	6	14:46.970	...	38.045	41.566	18.9	15:15:03.992
							7	1:54.275	39.164	35.081	40.030	146.6	15:16:58.267
							8	1:47.699	34.312	34.249	39.138	155.5	15:18:45.966
							9	<b>1:47.258</b>	<b>34.060</b>	<b>34.161</b>	<b>39.037</b>	156.2	15:20:33.224
<b>10</b>	<b>Luna FLUXÁ</b> ESP						<b>17</b>	<b>Nacho TUÑÓN</b> ESP					
Campos Racing TATUUS T-421						T-Code by Amtog TATUUS T-421							
1	2:30.757B	1:00.641	35.961	54.155	111.1	14:52:30.757	1	2:09.187B	41.645	36.362	51.180	129.7	14:52:09.187
2	3:55.187B	2:33.096	35.143	46.948	71.2	14:56:25.944	2	2:37.933B	1:16.828	34.587	46.518	106.1	14:54:47.120
3	7:03.554	5:45.104	36.553	41.897	39.5	15:03:29.498	3	3:09.458B	1:48.642	34.482	46.334	88.4	14:57:56.578
4	<b>2:12.677B</b>	36.669	38.646	57.362	126.3	15:05:42.175	4	3:06.723	1:46.698	37.673	42.352	89.7	15:01:03.301
5	9:52.234	8:35.666	35.839	40.729	28.3	15:15:34.409	5	1:52.510	36.792	35.727	39.991	148.9	15:02:55.811
6	1:47.244	34.297	34.012	38.935	156.2	15:17:21.653	6	<b>2:06.713B</b>	35.250	34.346	57.117	132.2	15:05:02.524
7	1:48.775	<b>33.882</b>	<b>33.867</b>	41.026	154.0	15:19:10.428	7	10:02.940	8:48.871	34.698	39.371	27.8	15:15:05.464
8	<b>1:46.805</b>	33.982	33.920	<b>38.903</b>	156.8	15:20:57.233	8	1:48.033	34.187	34.011	39.835	155.1	15:16:53.497
							9	1:46.571	33.753	33.820	38.998	157.2	15:18:40.068
							10	<b>1:46.428</b>	<b>33.745</b>	<b>33.728</b>	<b>38.955</b>	157.4	15:20:26.496



# F4Spain

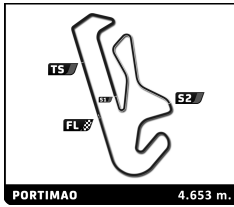
## ROUND 2 - PORTIMAO

### Free Practice 2

## Sector Analysis

Lap under Red Flag    — Invalidated Lap    ■ Personal Best    ■ Session Best    B Crossing the pit lane

Lap	Time	Sector 1	Sector 2	Sector 3	Kph	Elapsed	Lap	Time	Sector 1	Sector 2	Sector 3	Kph	Elapsed
<b>18</b> Zoe FLORESCU ROU													
Tecnicar TATUUS T-421													
1	11:10.082	9:49.162	38.416	42.504	25.0	15:01:10.082	1	11:07.808	9:47.943	38.267	41.598	25.1	15:01:07.808
2	1:52.239	36.687	35.652	39.900	149.2	15:03:02.321	2	1:53.150	37.127	35.702	40.321	148.0	15:03:00.958
3	<b>2:06.117 B</b>	34.847	34.962	56.308	132.8	15:05:08.438	3	<b>2:05.936 B</b>	35.250	34.825	55.861	133.0	15:05:06.894
4	9:58.878	8:44.542	35.141	39.195	28.0	15:15:07.316	4	9:59.868	8:45.619	34.945	39.304	27.9	15:15:06.762
5	1:48.925	34.653	34.522	39.750	153.8	15:16:56.241	5	1:47.772	34.434	34.299	39.039	155.4	15:16:54.534
6	1:47.327	34.155	34.164	<b>39.008</b>	156.1	15:18:43.568	6	1:47.199	33.972	34.053	39.174	156.3	15:18:41.733
7	<b>1:46.933</b>	<b>34.050</b>	<b>33.844</b>	39.039	156.6	15:20:30.501	7	<b>1:46.383</b>	<b>33.747</b>	<b>33.835</b>	<b>38.801</b>	157.5	15:20:28.116
<b>21</b> Borys LYZEN POL													
KCL Motorsport TATUUS T-421													
1	2:43.450 B	1:07.298	35.585	1:00.567	102.5	14:52:43.450	1	2:18.898 B	50.826	37.511	50.561	120.6	14:52:18.898
2	4:24.229 B	2:59.612	34.556	50.061	63.4	14:57:07.679	2	2:24.967 B	1:01.952	36.516	46.499	115.5	14:54:43.865
3	<b>8:11.528 B</b>	6:26.580	40.719	1:04.229	34.1	15:05:19.207	3	3:42.695 B	2:21.637	34.534	46.524	75.2	14:58:26.560
4	10:20.878	9:06.334	35.101	39.443	27.0	15:15:40.085	4	5:32.148	4:13.195	38.313	40.640	50.4	15:03:58.708
5	1:47.244	34.374	34.051	38.819	156.2	15:17:27.329	5	<b>2:03.993 B</b>	37.680	37.542	48.771	135.1	15:06:02.701
6	1:46.687	33.958	33.887	38.842	157.0	15:19:14.016	6	9:15.696	8:01.689	34.733	39.274	30.1	15:15:18.397
7	<b>1:46.471</b>	<b>33.885</b>	<b>33.827</b>	<b>38.759</b>	157.3	15:21:00.487	7	1:47.306	34.227	34.096	38.983	156.1	15:17:05.703
<b>22</b> Vivek KANTHAN USA													
Griffin Core TATUUS T-421													
1	13:28.383	...	38.281	43.335	20.7	15:03:28.383	1	<b>14:54.803 B</b>	...	37.671	56.815	18.7	15:04:54.803
2	<b>2:12.581 B</b>	37.403	38.464	56.714	126.3	15:05:40.964	2	10:09.845	8:54.818	35.566	39.461	27.5	15:15:04.648
3	<u>10:24.002</u>	9:08.701	<u>35.040</u>	40.261	26.8	15:16:04.966	3	1:49.481	35.657	<b>34.556</b>	39.268	153.0	15:16:54.129
4	1:46.973	34.061	34.043	38.869	156.6	15:17:51.939	4	<b>1:48.142</b>	34.211	34.763	39.168	154.9	15:18:42.271
5	1:46.640	<b>33.862</b>	33.886	38.892	157.1	15:19:38.579	5	<u>1:46.547</u>	<b>33.781</b>	<b>33.823</b>	<b>38.943</b>	157.2	15:20:28.818
6	<b>1:46.535</b>	33.875	<b>33.816</b>	<b>38.844</b>	157.2	15:21:25.114							
<b>23</b> Rocco CORONEL NLD													
MP Motorsport TATUUS T-421													
1	2:00.235 B	37.199	36.129	46.907	139.3	14:52:00.235	1	<b>15:03.880 B</b>	...	37.587	59.829	18.5	15:05:03.880
2	3:01.388 B	1:36.972	34.755	49.661	92.3	14:55:01.623	2	10:00.062	8:44.893	35.835	39.334	27.9	15:15:03.942
3	3:10.054 B	1:47.393	34.660	48.001	88.1	14:58:11.677	3	1:47.497	34.412	34.222	<b>38.863</b>	155.8	15:16:51.439
4	2:55.343 B	1:35.278	34.521	45.544	95.5	15:01:07.020	4	<b>1:47.440</b>	<b>34.045</b>	<b>34.073</b>	39.322	155.9	15:18:38.879
5	3:06.109	1:52.489	34.320	39.300	90.0	15:04:13.129	5	<u>1:48.593</u>	34.445	<u>34.165</u>	39.983	154.3	15:20:27.472
6	<b>2:38.309 B</b>	50.585	50.550	57.174	105.8	15:06:51.438							
7	9:14.477 B	7:48.916	34.545	51.016	30.2	15:16:05.915							
8	2:42.580	1:27.373	36.042	39.165	103.0	15:18:48.495							
9	<b>1:46.807</b>	<b>33.970</b>	<b>33.965</b>	<b>38.872</b>	156.8	15:20:35.302							
<b>24</b> Beau LOWETTE BEL													
TC Racing TATUUS T-421													
1	2:12.477 B	44.998	35.808	51.671	126.4	14:52:12.477	1	2:29.825 B	56.364	36.953	56.508	111.8	14:52:29.825
2	2:21.789 B	59.832	34.656	47.301	118.1	14:54:34.266	2	3:37.193 B	2:16.058	34.928	46.207	77.1	14:56:07.018
3	3:09.903 B	1:49.755	34.273	45.875	88.2	14:57:44.169	3	7:20.980	5:59.360	38.176	43.444	38.0	15:03:27.998
4	5:50.594	4:33.126	36.577	40.891	47.8	15:03:34.763	4	<b>2:11.029 B</b>	37.300	37.448	56.281	127.8	15:05:39.027
5	<b>2:10.565 B</b>	35.640	38.923	56.002	128.3	15:05:45.328	5	10:24.860	9:09.406	35.986	39.468	26.8	15:16:03.887
6	9:31.502	8:16.190	36.062	39.250	29.3	15:15:16.830	6	1:46.783	34.143	33.897	38.743	156.9	15:17:50.670
7	1:47.637	34.124	34.317	39.196	155.6	15:17:04.467	7	<b>1:46.106</b>	33.735	<b>33.775</b>	<b>38.596</b>	157.9	15:19:36.776
8	1:46.972	34.181	<b>33.895</b>	<b>38.896</b>	156.6	15:18:51.439	8	1:46.373	<b>33.730</b>	<b>33.730</b>	38.913	157.5	15:21:23.149
9	<b>1:46.629</b>	<b>33.770</b>	33.945	38.914	157.1	15:20:38.068							
<b>25</b> Aleix PIÑERA ESP													
Tecnicar TATUUS T-421													
1	2:40.819 B	1:05.677	35.489	59.653	104.2	14:52:40.819	1	2:40.819 B	1:05.677	35.489	59.653	104.2	14:52:40.819
2	4:12.837 B	2:51.767	34.462	46.608	66.3	14:56:53.656	2	4:12.837 B	2:51.767	34.462	46.608	66.3	14:56:53.656
3	6:16.965	5:00.023	36.248	40.694	44.4	15:03:10.621	3	6:16.965	5:00.023	36.248	40.694	44.4	15:03:10.621
4	<b>2:10.275 B</b>	35.490	35.560	59.225	128.6	15:05:20.896	4	<b>2:10.275 B</b>	35.490	35.560	59.225	128.6	15:05:20.896
5	10:12.405	8:56.247	36.216	39.942	27.4	15:15:33.301	5	10:12.405	8:56.247	36.216	39.942	27.4	15:15:33.301
6	1:46.545	34.123	33.811	<b>38.611</b>	157.2	15:17:19.846	6	1:46.545	34.123	33.811	<b>38.611</b>	157.2	15:17:19.846
7	1:46.457	<b>33.710</b>	<b>33.760</b>	38.987	157.3	15:19:06.303	7	1:46.457	<b>33.710</b>	<b>33.760</b>	38.987	157.3	15:19:06.303
8	<b>1:46.281</b>	33.846	33.793	38.642	157.6	15:20:52.584	8	<b>1:46.281</b>	33.846	33.793	38.642	157.6	15:20:52.584



# F4Spain

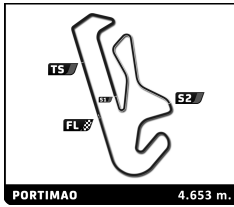
## ROUND 2 - PORTIMAO

### Free Practice 2

## Sector Analysis

Lap under Red Flag    — Invalidated Lap    ■ Personal Best    ■ Session Best    B Crossing the pit lane

Lap	Time	Sector 1	Sector 2	Sector 3	Kph	Elapsed	Lap	Time	Sector 1	Sector 2	Sector 3	Kph	Elapsed	
<b>39</b>	<b>Louis COCHET</b> NLD							4	5:40.974 B	4:13.227	37.797	49.950	49.1	15:03:59.178
	KCL Motorsport TATUUS T-421							5	11:35.453	...	37.691	40.676	24.1	15:15:34.631
	1	2:48.369 B	1:13.424	36.218	58.727	99.5	6	1:47.846	34.790	34.147	38.909	155.3	15:17:22.477	
	2	4:39.266 B	3:10.376	35.433	53.457	60.0	7	1:47.027	33.907	33.997	39.123	156.5	15:19:09.504	
	3	3:17.196 B	1:55.850	35.065	46.281	84.9	8	1:47.259	34.103	33.904	39.252	156.2	15:20:56.763	
	4	5:16.531 B	3:48.118	37.860	50.553	52.9								
	5	8:57.255	7:42.400	35.193	39.662	31.2								
	6	1:47.853	34.395	34.323	39.135	155.3								
	7	1:47.181	34.068	34.159	38.954	156.3								
	8	1:47.161	34.167	34.038	38.956	156.3								
<b>40</b>	<b>Kasper SCHORMANS</b> NLD													
	MP Motorsport TATUUS T-421													
	1	3:58.791 B	2:34.906	35.696	48.189	70.1								
	2	4:37.646 B	3:16.201	34.670	46.775	60.3								
	3	2:42.342 B	1:22.231	34.160	45.951	103.2								
	4	2:33.033 B	1:12.235	34.412	46.386	109.5								
<b>44</b>	<b>Elliott KACZYNSKI</b> SWE													
	Drivex TATUUS T-421													
	1	1:55.860	38.984	36.379	40.497	144.6								
	2	1:50.597	36.007	34.965	39.625	151.5								
	3	1:49.402	35.279	34.646	39.477	153.1								
	4	1:48.290	34.354	34.119	39.817	154.7								
	5	1:53.535 B	34.322	34.283	44.930	147.5								
	6	5:34.752 B	4:01.089	38.196	55.467	50.0								
	7	10:10.098	8:55.155	35.557	39.386	27.5								
	8	1:47.397	34.329	34.173	38.895	156.0								
	9	1:46.861	33.907	34.119	38.835	156.8								
	10	1:46.653	33.795	34.005	38.853	157.1								
<b>46</b>	<b>Nathan TYE</b> GBR													
	Drivex TATUUS T-421													
	1	14:50.469 B	...	38.046	54.692	18.8								
	2	10:11.179	8:56.108	35.571	39.500	27.4								
	3	1:47.253	34.165	34.259	38.829	156.2								
	4	1:46.643	33.947	34.024	38.672	157.1								
	5	1:46.177	33.676	33.869	38.632	157.8								
<b>71</b>	<b>Sam URUS</b> MCO													
	DXR TATUUS T-421													
	1	2:49.898 B	1:09.271	38.837	1:01.790	98.6								
	2	4:38.239	3:20.424	37.443	40.372	60.2								
	3	2:00.447 B	35.576	36.593	48.278	139.1								
	4	2:32.056 B	1:09.936	35.539	46.581	110.2								
	5	13:11.464	...	37.251	41.068	21.2								
	6	1:53.102	36.793	36.683	39.626	148.1								
	7	1:50.724	35.643	35.746	39.335	151.3								
	8	1:48.473	34.526	34.605	39.342	154.4								
<b>73</b>	<b>Fausto ARNAUDO</b> ARG													
	Monlau Motorsport TATUUS T-421													
	1	2:15.310 B	46.443	36.242	52.625	123.8								
	2	3:01.677 B	1:40.022	34.649	47.006	92.2								
	3	3:01.217 B	1:27.264	40.414	53.539	92.4								
<b>74</b>	<b>Pablo RICCOBONO</b> ESP													
	GRS Team TATUUS T-421													
	1	2:34.234 B	1:02.704	36.322	55.208	108.6								
	2	4:01.916	2:47.108	34.969	39.839	69.2								
	3	1:48.284	34.412	34.440	39.432	154.7								
	4	1:48.118	34.364	34.274	39.480	154.9								
	5	1:48.454	34.579	34.351	39.524	154.5								
	6	1:48.827	35.082	34.400	39.345	153.9								
<b>77</b>	<b>Andrej PETROVIC</b> SRB													
	T-Code by Amtog TATUUS T-421													
	1	11:02.917	9:41.681	37.848	43.388	25.3								
	2	1:52.620	36.625	35.617	40.378	148.7								
	3	2:05.578 B	35.048	34.381	56.149	133.4								
	4	10:03.746	8:49.452	35.056	39.238	27.7								
	5	1:47.958	34.144	33.940	39.874	155.2								
	6	1:46.252	33.844	33.842	38.566	157.7								
	7	1:45.958	33.691	33.671	38.596	158.1								
<b>78</b>	<b>Maria NETO</b> PRT													
	TC Racing TATUUS T-421													
	1	2:32.541 B	59.941	36.330	56.270	109.8								
	2	4:02.474 B	2:39.394	35.643	47.437	69.1								
	3	2:28.033 B	1:06.280	35.312	46.441	113.2								
	4	6:45.153 B	5:08.134	39.568	57.451	41.3								
	5	9:24.009	8:07.737	35.577	40.695	29.7								
	6	1:48.958	35.087	34.560	39.311	153.7								
	7	1:47.672	34.176	34.390	39.106	155.6								
	8	1:47.160	34.031	34.138	38.991	156.3								
<b>80</b>	<b>Sebastián FRIGOLET</b> MEX													
	DXR TATUUS T-421													
	1	15:05.252 B	...	39.126	58.085	18.5								
	2	10:00.924	8:44.782	36.072	40.070	27.9								
	3	1:49.075	35.331	34.670	39.074	153.6								
	4	1:47.491	34.098	34.365	39.028	155.8								
	5	1:47.137	33.871	34.061	39.205	156.3								
<b>81</b>	<b>Noah MONTEIRO</b> PRT													
	Griffin Core TATUUS T-421													
	1	2:26.752 B	55.588	36.999	54.165	114.1								
	2	3:30.288 B	2:07.168	34.980	48.140	79.7								
	3	7:30.284	6:08.881	37.716	43.687	37.2								
	4	2:09.415 B	37.366	36.925	55.124	129.4								
	5	10:25.624	9:11.095	35.153	39.376	26.8								
	6	1:46.944	34.074	33.952	38.918	156.6								
	7	1:46.549	33.907	33.870	38.772	157.2								
	8	1:46.563	33.938	33.755	38.870	157.2								



## F4Spain

### ROUND 2 - PORTIMAO

#### Free Practice 2

### Sector Analysis

Lap under Red Flag    \_ Invalidated Lap    ■ Personal Best    ■ Session Best    B Crossing the pit lane

Lap	Time	Sector 1	Sector 2	Sector 3	Kph	Elapsed	Lap	Time	Sector 1	Sector 2	Sector 3	Kph	Elapsed
<b>83</b>	<b>Alfons MIETTINEN</b> FIN												
	GRS Team							TATUUS T-421					
1	2:18.552	59.368	36.735	42.449	120.9	14:52:18.552							
2	1:50.609	35.565	35.110	39.934	151.4	14:54:09.161							
3	1:49.793	34.912	35.156	39.725	152.6	14:55:58.954							
4	<u>1:49.093</u>	<u>34.576</u>	34.930	39.587	153.5	14:57:48.047							
5	1:48.812	34.522	34.665	39.625	153.9	14:59:36.859							
6	1:49.147	34.521	34.794	39.832	153.5	15:01:26.006							
7	1:55.254 B	35.980	34.757	44.517	145.3	15:03:21.260							
8	12:07.135	...	36.829	40.470	23.0	15:15:28.395							
9	1:49.171	34.999	34.929	39.243	153.4	15:17:17.566							
10	1:48.473	<b>34.447</b>	34.426	39.600	154.4	15:19:06.039							
11	<b>1:48.337</b>	34.782	<b>34.369</b>	<b>39.186</b>	154.6	15:20:54.376							
<b>88</b>	<b>Miki BLASCOS</b> ESP												
	Monlau Motorsport							TATUUS T-421					
1	2:13.905 B	45.674	36.462	51.769	125.1	14:52:13.905							
2	2:55.359 B	1:31.322	34.833	49.204	95.5	14:55:09.264							
3	8:01.965	6:44.997	36.393	40.575	34.8	15:03:11.229							
4	<b>2:11.101 B</b>	35.747	35.300	1:00.054	127.8	15:05:22.330							
5	9:53.517	8:39.407	34.776	39.334	28.2	15:15:15.847							
6	1:47.764	34.124	34.649	38.991	155.4	15:17:03.611							
7	1:46.850	33.970	33.942	<b>38.938</b>	156.8	15:18:50.461							
8	<b>1:46.725</b>	<b>33.906</b>	<b>33.705</b>	39.114	157.0	15:20:37.186							
<b>94</b>	<b>Jorden MOODLEY</b> ZAF												
	G4 Racing							TATUUS T-421					
1	13:47.973	...	37.560	41.031	20.2	15:03:47.973							
2	<b>2:08.672 B</b>	35.448	38.140	55.084	130.2	15:05:56.645							
3	9:26.780	8:12.020	35.007	39.753	29.6	15:15:23.425							
4	1:48.162	34.401	34.253	39.508	154.9	15:17:11.587							
5	<b>1:48.135</b>	<b>34.218</b>	<b>34.132</b>	39.785	154.9	15:18:59.722							
6	<u>1:48.093</u>	<u>34.155</u>	34.448	<b>39.490</b>	155.0	15:20:47.815							
<b>96</b>	<b>Andre RODRIGUEZ</b> USA												
	GRS Team							TATUUS T-421					
1	3:04.409	1:47.634	36.064	40.711	90.8	14:53:04.409							
2	2:01.347 B	35.461	35.054	50.832	138.0	14:55:05.756							
3	3:15.405 B	1:52.092	35.001	48.312	85.7	14:58:21.161							
4	<b>6:35.635 B</b>	5:01.687	37.063	56.885	42.3	15:04:56.796							
5	10:24.728	9:09.567	35.407	39.754	26.8	15:15:21.524							
6	1:47.929	34.420	34.331	39.178	155.2	15:17:09.453							
7	1:47.702	<b>34.125</b>	34.317	39.260	155.5	15:18:57.155							
8	<b>1:47.456</b>	34.182	<b>34.202</b>	<b>39.072</b>	155.9	15:20:44.611							