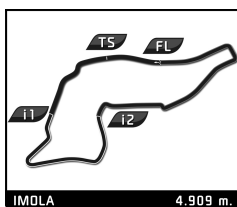


EURO CUP 3



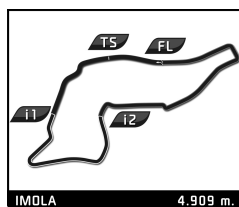
Eurocup3 ROUND 3 - IMOLA Official Collective Test 2

Sector Analysis

Lap under Red Flag — Invalidated Lap ■ Personal Best ■ Session Best B Crossing the pit lane

Lap	Time	Sector 1	Sector 2	Sector 3	Kph	Elapsed	Lap	Time	Sector 1	Sector 2	Sector 3	Kph	Elapsed
2 Kacper SZTUKA POL							Dallara 326						
Tecnicar by Amtog													
1	4:12.949B	2:27.478	36.776	1:08.695	69.9	18:04:12.949	15	2:10.667	46.653	34.514	49.500	135.2	18:47:45.577
2	2:14.153	51.576	33.614	48.963	131.7	18:06:27.102	16	1:48.021	21.604	33.494	52.923	163.6	18:49:33.598
3	1:38.186	21.148	31.654	45.384	180.0	18:08:05.288	17	6:59.760B	21.034	32.741	6:05.985	42.1	18:56:33.358
4	1:37.646	21.067	31.426	45.153	181.0	18:09:42.934	18	2:01.909	38.997	32.793	50.119	145.0	18:58:35.267
5	1:48.149	20.856	34.578	52.715	163.4	18:11:31.083	19	1:36.882	20.830	30.958	45.094	182.4	19:00:12.149
6	1:37.084	20.854	31.216	45.014	182.0	18:13:08.167	5 Patrick HEUZENROEDER AUS						
7	1:50.354	21.691	38.191	50.472	160.1	18:14:58.521	Griffin Core by Campos Dallara 326						
8	1:36.910	20.850	30.998	45.062	182.4	18:16:35.431	1	3:03.457B	1:20.136	36.269	1:07.052	96.3	18:03:03.457
9	1:36.623	20.805	31.004	44.814	182.9	18:18:12.054	2	2:33.321B	53.304	33.983	1:06.034	115.3	18:05:36.778
10	1:36.518	20.773	30.937	44.808	183.1	18:19:48.572	3	2:43.915	1:24.731	32.602	46.582	107.8	18:08:20.693
11	25:26.520B	20.830	31.462	...	11.6	18:45:15.092	4	1:39.146	21.311	31.850	45.985	178.2	18:09:59.839
12	2:25.331	46.000	42.220	57.111	121.6	18:47:40.423	5	1:38.735	21.115	31.638	45.982	179.0	18:11:38.574
13	1:50.169	22.827	34.608	52.734	160.4	18:49:30.592	6	1:55.591B	21.342	31.673	1:02.576	152.9	18:13:34.165
14	6:43.624B	21.069	31.707	5:50.848	43.8	18:56:14.216	7	5:25.276	3:55.730	36.656	52.890	54.3	18:18:59.441
15	2:02.848	40.396	32.967	49.485	143.9	18:58:17.064	8	1:47.703	22.348	33.342	52.013	164.1	18:20:47.144
3 Edouard BORGNA FRA							Dallara 326						
Drivex													
1	4:07.796B	2:24.472	35.674	1:07.650	71.3	18:04:07.796	9	1:38.300	21.188	31.579	45.533	179.8	18:22:25.444
2	2:34.490B	50.829	33.834	1:09.827	114.4	18:06:42.286	10	1:37.759	20.988	31.344	45.427	180.8	18:24:03.203
3	6:16.888B	1:07.197	34.368	4:35.323	46.9	18:12:59.174	11	1:37.436	20.872	31.293	45.271	181.4	18:25:40.639
4	2:12.509	44.258	38.633	49.618	133.4	18:15:11.683	12	1:43.108	20.767	33.479	48.862	171.4	18:27:23.747
5	1:43.545	22.132	33.687	47.726	170.7	18:16:55.228	13	1:37.526	20.872	31.361	45.293	181.2	18:29:01.273
6	1:39.381	21.493	31.941	45.947	177.8	18:18:34.609	14	1:37.534	20.800	31.360	45.374	181.2	18:30:38.807
7	1:39.506	21.514	31.878	46.114	177.6	18:20:14.115	15	1:55.353B	20.832	31.372	1:03.149	153.2	18:32:34.160
8	1:38.818	21.135	31.880	45.803	178.8	18:21:52.933	16	13:04.492	...	34.767	51.814	22.5	18:45:38.652
9	1:38.549	21.163	31.631	45.755	179.3	18:23:31.482	17	1:41.411	22.012	32.932	46.467	174.3	18:47:20.063
10	1:54.828	25.835	37.479	51.514	153.9	18:25:26.310	18	1:37.326	20.997	31.202	45.127	181.6	18:48:57.389
11	1:40.819	21.091	31.553	48.175	175.3	18:27:07.129	19	1:37.252	20.823	31.163	45.266	181.7	18:50:34.641
12	1:38.337	20.993	31.506	45.838	179.7	18:28:45.466	20	2:27.053B	22.233	39.333	1:25.487	120.2	18:53:01.694
13	15:12.054B	21.422	32.508	...	19.4	18:43:57.520	21	4:53.249	3:34.883	32.132	46.234	60.3	18:57:54.943
14	2:25.997	48.184	42.214	55.599	121.0	18:46:23.517	22	1:37.723	21.017	31.287	45.419	180.8	18:59:32.666
15	1:49.628	24.257	35.276	50.095	161.2	18:48:13.145	23	1:36.943	20.880	31.010	45.053	182.3	19:01:09.609
16	1:47.222	22.415	36.405	48.402	164.8	18:50:00.367	6 Stylianos KOLOVOS GRC						
17	6:09.809B	21.194	42.945	5:05.670	47.8	18:56:10.176	Drivex Dallara 326						
18	2:07.711	44.306	33.880	49.525	138.4	18:58:17.887	1	3:54.151B	2:10.726	35.008	1:08.417	75.5	18:03:54.151
19	1:38.657	21.058	31.583	46.016	179.1	18:59:56.544	2	3:14.692B	53.228	36.940	1:44.524	90.8	18:07:08.843
4 Ean EYCKMANS BEL							Dallara 326						
MP Motorsport													
1	4:27.951	3:00.598	37.496	49.857	66.0	18:04:27.951	3	5:48.547B	53.249	33.071	4:22.227	50.7	18:12:57.390
2	1:41.581	21.754	32.603	47.224	174.0	18:06:09.532	4	2:05.571	41.199	34.598	49.774	140.7	18:15:02.961
3	1:38.162	21.131	31.579	45.452	180.0	18:07:47.694	5	1:42.480	21.823	33.708	46.949	172.4	18:16:45.441
4	1:37.529	20.912	31.120	45.497	181.2	18:09:25.223	6	1:39.887	21.391	32.038	46.458	176.9	18:18:25.328
5	1:37.355	21.166	31.188	45.001	181.5	18:11:02.578	7	1:39.058	21.358	31.713	45.987	178.4	18:20:04.386
6	1:36.969	20.835	31.075	45.059	182.2	18:12:39.547	8	1:39.047	21.181	31.746	46.120	178.4	18:21:43.433
7	11:13.237B	20.830	32.292	...	26.2	18:23:52.784	9	1:38.718	21.183	31.598	45.937	179.0	18:23:22.151
8	2:01.945	39.816	33.882	48.247	144.9	18:25:54.729	10	1:39.847	21.845	31.812	46.190	177.0	18:25:01.998
9	1:43.903	23.429	33.845	46.629	170.1	18:27:38.632	11	2:01.826	25.179	41.422	55.225	145.1	18:27:03.824
10	1:37.227	21.034	31.160	45.033	181.8	18:29:15.859	12	1:39.431	21.289	31.809	46.333	177.7	18:28:43.255
11	1:36.742	20.921	30.912	44.909	182.7	18:30:52.601	13	15:12.200B	21.444	36.215	...	19.4	18:43:55.455
12	1:36.287	20.764	30.856	44.667	183.5	18:32:28.888	14	2:02.234	39.485	34.900	47.849	144.6	18:45:57.689
13	1:36.309	20.706	30.810	44.793	183.5	18:34:05.197	15	1:41.781	22.647	32.506	46.628	173.6	18:47:39.470
14	11:29.713B	20.810	31.038	...	25.6	18:45:34.910	16	1:39.170	21.265	31.889	46.016	178.2	18:49:18.640
							17	6:48.983B	21.050	33.384	5:54.549	43.2	18:56:07.623
							18	2:05.693	44.403	32.753	48.537	140.6	18:58:13.316
							19	1:38.715	20.994	31.946	45.775	179.0	18:59:52.031
							20	1:38.269	21.033	31.600	45.636	179.8	19:01:30.300
7 Christopher EL FEGHALI LBN							Dallara 326						
Drivex													

EURO CUP 3



Eurocup3 ROUND 3 - IMOLA Official Collective Test 2

Sector Analysis

Lap under Red Flag — Invalidated Lap ■ Personal Best ■ Session Best B Crossing the pit lane

Lap	Time	Sector 1	Sector 2	Sector 3	Kph	Elapsed	Lap	Time	Sector 1	Sector 2	Sector 3	Kph	Elapsed
1	3:31.196	2:07.680	33.451	50.065	83.7	18:03:31.196	9	1:38.335	20.885	31.141	46.309	179.7	18:19:25.588
2	2:01.502B	22.344	33.947	1:05.211	145.4	18:05:32.698	10	1:53.805	21.760	42.787	49.258	155.3	18:21:19.393
3	3:00.667B	1:20.974	32.393	1:07.300	97.8	18:08:33.365	11	1:37.220	20.867	31.176	45.177	181.8	18:22:56.613
4	2:06.594	49.213	31.725	45.656	139.6	18:10:39.959	12	2:12.120B	20.787	37.072	1:14.261	133.8	18:25:08.733
5	1:38.552	21.012	32.039	45.501	179.3	18:12:18.511	13	7:39.625	6:18.720	32.375	48.530	38.4	18:32:48.358
6	1:37.669	21.102	31.288	45.279	180.9	18:13:56.180	14	1:37.377	20.998	31.314	45.065	181.5	18:34:25.735
7	1:39.794	21.032	31.303	47.459	177.1	18:15:35.974	15	1:37.976	20.879	31.466	45.631	180.4	18:36:03.711
8	1:37.629	20.969	31.344	45.316	181.0	18:17:13.603	16	1:56.352B	21.009	31.275	1:04.068	151.9	18:38:00.063
9	5:08.403B	20.922	31.522	4:15.959	57.3	18:22:22.006	17	7:41.372	6:14.460	37.493	49.419	38.3	18:45:41.435
10	2:03.725	40.653	34.357	48.715	142.8	18:24:25.731	18	1:43.050	22.212	34.037	46.801	171.5	18:47:24.485
11	1:42.972	21.656	34.245	47.071	171.6	18:26:08.703	19	1:37.642	20.991	31.372	45.279	181.0	18:49:02.127
12	1:37.434	21.039	31.165	45.230	181.4	18:27:46.137	20	1:37.276	20.925	30.899	45.452	181.7	18:50:39.403
13	1:38.994	20.765	31.080	47.149	178.5	18:29:25.131	21	2:37.673B	24.349	48.915	1:24.409	112.1	18:53:17.076
14	1:37.256	20.843	31.065	45.348	181.7	18:31:02.387	22	4:40.040	3:20.157	32.194	47.689	63.1	18:57:57.116
15	1:42.555	20.899	34.466	47.190	172.3	18:32:44.942	23	1:37.015	20.928	31.087	45.000	182.2	18:59:34.131
16	1:37.196	20.750	31.096	45.350	181.8	18:34:22.138	24	1:36.752	20.888	30.928	44.936	182.7	19:01:10.883
17	10:04.499B	20.862	31.699	9:11.938	29.2	18:44:26.637							
18	2:13.015	48.310	34.322	50.383	132.9	18:46:39.652							
19	1:39.430	21.745	31.995	45.690	177.7	18:48:19.082							
20	1:39.464	20.992	31.393	47.079	177.7	18:49:58.546							
21	6:05.866B	20.826	37.093	5:07.947	48.3	18:56:04.412							
22	2:06.468	45.265	31.871	49.332	139.7	18:58:10.880							
23	1:37.926	20.943	31.394	45.589	180.5	18:59:48.806							
24	1:36.584	20.756	30.904	44.924	183.0	19:01:25.390							

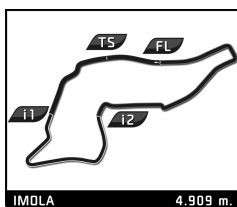
8 Alceu FELDMANN		BRA				
MP Motorsport		Dallara 326				
1	4:34.848	3:10.887	34.928	49.033	64.3	18:04:34.848
2	1:44.081	22.392	32.525	49.164	169.8	18:06:18.929
3	1:38.575	21.330	31.525	45.720	179.3	18:07:57.504
4	1:40.473	21.100	32.988	46.385	175.9	18:09:37.977
5	1:39.987	21.249	32.080	46.658	176.7	18:11:17.964
6	1:38.313	21.183	31.337	45.793	179.8	18:12:56.277
7	10:09.488B	21.087	31.304	9:17.097	29.0	18:23:05.765
8	2:08.015	41.242	35.751	51.022	138.0	18:25:13.780
9	1:48.640	22.649	34.832	51.159	162.7	18:27:02.420
10	1:40.064	21.126	31.374	47.564	176.6	18:28:42.484
11	2:11.409	20.930	58.887	51.592	134.5	18:30:53.893
12	1:37.825	21.001	31.215	45.609	180.7	18:32:31.718
13	1:38.009	21.001	31.565	45.443	180.3	18:34:09.727
14	11:27.933B	21.076	31.264	...	25.7	18:45:37.660
15	2:10.147	45.456	35.363	49.328	135.8	18:47:47.807
16	1:47.213	22.923	32.904	51.386	164.8	18:49:35.020
17	6:59.700B	21.041	31.805	6:06.854	42.1	18:56:34.720
18	2:02.212	38.446	32.779	50.987	144.6	18:58:36.932
19	1:37.973	21.064	31.304	45.605	180.4	19:00:14.905

9 Thomas STRAUVEN		BEL				
Griffin Core by Campos		Dallara 326				
1	3:28.746B	1:42.162	34.898	1:11.686	84.7	18:03:28.746
2	2:24.347B	42.287	33.041	1:09.019	122.4	18:05:53.093
3	3:15.848B	1:35.046	32.507	1:08.295	90.2	18:09:08.941
4	2:07.379	49.669	31.924	45.786	138.7	18:11:16.320
5	1:38.024	21.086	31.395	45.543	180.3	18:12:54.344
6	1:37.778	21.016	31.286	45.476	180.7	18:14:32.122
7	1:37.615	20.946	31.436	45.233	181.0	18:16:09.737
8	1:37.516	20.863	31.143	45.510	181.2	18:17:47.253

10 Enzo TARNVANICHKUL		THA				
Griffin Core by Campos		Dallara 326				
1	2:50.603B	1:11.154	34.440	1:05.009	103.6	18:02:50.603
2	2:30.028B	54.413	32.278	1:03.337	117.8	18:05:20.631
3	2:15.752	58.036	31.912	45.804	130.2	18:07:36.383
4	1:37.952	21.053	31.498	45.401	180.4	18:09:14.335
5	1:54.511B	21.219	31.693	1:01.599	154.3	18:11:08.846
6	7:38.240	6:14.589	34.897	48.754	38.6	18:18:47.086
7	1:42.855	22.999	32.125	47.731	171.8	18:20:29.941
8	1:37.301	20.950	31.278	45.073	181.6	18:22:07.242
9	1:36.846	20.724	31.060	45.062	182.5	18:23:44.088
10	1:46.192	20.767	33.373	52.052	166.4	18:25:30.280
11	1:37.461	20.868	31.263	45.330	181.3	18:27:07.741
12	1:46.725	20.918	39.138	46.669	165.6	18:28:54.466
13	1:59.299B	20.846	35.176	1:03.277	148.1	18:30:53.765
14	14:30.351	...	35.504	49.525	20.3	18:45:24.116
15	1:44.859	24.356	32.990	47.513	168.5	18:47:08.975
16	1:37.115	20.920	31.171	45.024	182.0	18:48:46.090
17	1:42.519	20.855	31.118	50.546	172.4	18:50:28.609
18	2:31.108B	20.819	41.486	1:28.803	117.0	18:52:59.717
19	5:00.451	3:41.587	32.414	46.450	58.8	18:58:00.168
20	1:37.306	20.932	31.217	45.157	181.6	18:59:37.474
21	1:37.082	21.017	31.059	45.006	182.0	19:01:14.556

11 Juan COTA		ESP				
TC Racing		Dallara 326				
1	4:02.346	2:35.229	34.159	52.958	72.9	18:04:02.346
2	1:40.999	21.836	32.367	46.796	175.0	18:05:43.345
3	1:41.017	21.536	31.831	47.650	174.9	18:07:24.362
4	1:38.581	21.247	31.539	45.795	179.3	18:09:02.943
5	1:40.358	21.197	32.685	46.476	176.1	18:10:43.301
6	1:40.801	21.180	31.860	47.761	175.3	18:12:24.102
7	1:42.597	22.065	32.937	47.595	172.3	18:14:06.699
8	1:38.149	21.113	31.362	45.674	180.1	18:15:44.848
9	7:34.260B	21.142	31.841	6:41.277	38.9	18:23:19.108
10	2:15.892	43.460	39.952	52.480	130.0	18:25:35.000
11	1:43.689	22.391	34.527	46.771	170.4	18:27:18.689
12	1:37.799	21.237	31.227	45.335	180.7	18:28:56.488
13	1:37.562	20.952	31.290	45.320	181.1	18:30:34.050
14	1:40.292	20.862	32.483	46.947	176.2	18:32:14.342

EURO CUP 3



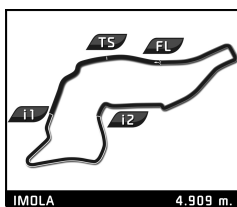
Eurocup3 ROUND 3 - IMOLA Official Collective Test 2

Sector Analysis

Lap under Red Flag — Invalidated Lap ■ Personal Best ■ Session Best B Crossing the pit lane

Lap	Time	Sector 1	Sector 2	Sector 3	Kph	Elapsed	Lap	Time	Sector 1	Sector 2	Sector 3	Kph	Elapsed
12 Gianmarco PRADEL AUS MP Motorsport Dallara 326													
1	4:33.270	3:09.066	34.965	49.239	64.7	18:04:33.270							
2	1:43.842	22.106	33.217	48.519	170.2	18:06:17.112							
3	1:38.193	21.309	31.329	45.555	180.0	18:07:55.305							
4	1:37.680	21.004	31.212	45.464	180.9	18:09:32.985							
5	1:40.742	21.043	34.321	45.378	175.4	18:11:13.727							
6	1:37.435	20.928	31.349	45.158	181.4	18:12:51.162							
7	10:55.789B	20.967	31.438	...	26.9	18:23:46.951							
8	2:10.651	43.070	36.194	51.387	135.3	18:25:57.602							
9	1:44.917	22.834	33.667	48.416	168.4	18:27:42.519							
10	1:37.477	21.085	31.259	45.133	181.3	18:29:19.996							
11	1:36.874	20.842	31.219	44.813	182.4	18:30:56.870							
12	1:39.183	22.905	31.344	44.934	178.2	18:32:36.053							
13	1:36.654	20.773	31.019	44.862	182.8	18:34:12.707							
14	1:37.016	20.782	31.237	44.997	182.2	18:35:49.723							
15	10:20.517B	20.822	31.005	9:28.690	28.5	18:46:10.240							
16	2:03.551	39.655	34.474	49.422	143.0	18:48:13.791							
17	1:42.755	23.125	33.957	45.673	172.0	18:49:56.546							
18	6:33.157B	20.926	37.381	5:34.850	44.9	18:56:29.703							
19	2:02.534	38.312	32.578	51.644	144.2	18:58:32.237							
20	1:37.124	20.954	31.082	45.088	182.0	19:00:09.361							
16 Bianca BUSTAMANTE PHL Palou Motorsport Dallara 326													
1	3:26.968	1:54.129	38.392	54.447	85.4	18:03:26.968							
2	1:57.796	25.964	39.642	52.190	150.0	18:05:24.764							
3	1:48.038	24.932	34.191	48.915	163.6	18:07:12.802							
4	1:41.733	22.416	32.785	46.532	173.7	18:08:54.535							
5	1:42.273	21.442	31.954	48.877	172.8	18:10:36.808							
6	2:18.898B	28.582	38.729	1:11.587	127.2	18:12:55.706							
7	7:41.641	6:07.995	39.557	54.089	38.3	18:20:37.347							
8	1:49.806	24.016	35.751	50.039	160.9	18:22:27.153							
9	1:41.919	22.581	32.637	46.701	173.4	18:24:09.072							
10	1:38.890	21.356	31.859	45.675	178.7	18:25:47.962							
11	1:49.243	25.197	36.076	47.970	161.8	18:27:37.205							
12	1:40.724	22.655	32.255	45.814	175.5	18:29:17.929							
13	1:37.912	20.979	31.449	45.484	180.5	18:30:55.841							
14	1:54.498	25.165	37.803	51.530	154.3	18:32:50.339							
15	2:16.261B	21.145	37.102	1:18.014	129.7	18:35:06.600							
16	10:44.751	9:14.770	39.375	50.606	27.4	18:45:51.351							
17	1:46.052	23.416	33.744	48.892	166.6	18:47:37.403							
18	1:44.400	22.312	34.452	47.636	169.3	18:49:21.803							
19	5:54.533B	21.079	3:56.767	1:36.687	49.8	18:55:16.336							
20	4:21.585B				67.6	18:59:37.921							
20 Benjamin BECKLEY CRI Tecnicar by Amtog Dallara 326													
1	4:03.248	2:32.159	36.763	54.326	72.7	18:04:03.248							
2	1:41.166	21.845	32.433	46.888	174.7	18:05:44.414							
3	1:40.830	21.510	32.255	47.065	175.3	18:07:25.244							
4	1:40.211	21.371	32.136	46.704	176.4	18:09:05.455							
5	1:39.366	21.232	32.068	46.066	177.9	18:10:44.821							
6	1:39.348	21.128	31.932	46.288	177.9	18:12:24.169							
7	1:40.384	21.801	32.110	46.473	176.0	18:14:04.553							
8	1:39.698	21.282	31.910	46.506	177.3	18:15:44.251							
9	1:39.575	21.340	31.751	46.484	177.5	18:17:23.826							
10	8:39.504B	21.239	31.905	7:46.360	34.0	18:26:03.330							
11	2:12.680	47.566	35.766	49.348	133.2	18:28:16.010							
12	1:43.289	22.493	33.280	47.516	171.1	18:29:59.299							
13	1:39.735	21.474	32.148	46.113	177.2	18:31:39.034							
14	1:39.207	21.262	32.016	45.929	178.1	18:33:18.241							
15	1:44.554	21.083	35.786	47.685	169.0	18:35:02.795							
16	1:38.678	21.127	31.712	45.839	179.1	18:36:41.473							
17	1:38.553	21.205	31.529	45.819	179.3	18:38:20.026							
18	1:44.540	21.051	35.099	48.390	169.0	18:40:04.566							
19	1:38.934	21.184	31.884	45.866	178.6	18:41:43.500							
20	6:34.457B	21.102	31.733	5:41.622	44.8	18:48:17.957							
21	2:00.984	40.041	33.547	47.396	146.1	18:50:18.941							
22	6:00.584B	21.362	38.469	5:00.753	49.0	18:56:19.525							
23	2:00.752	40.893	32.836	47.023	146.4	18:58:20.277							
24	1:38.867	21.072	31.770	46.025	178.7	18:59:59.144							
25	1:39.013	21.010	31.706	46.297	178.5	19:01:38.157							
22 Nacho TUÑÓN ESP Tecnicar by Amtog Dallara 326													
1	4:15.429B	2:29.779	35.764	1:09.886	69.2	18:04:15.429							
2	2:27.543	1:06.559	33.311	47.673	119.8	18:06:42.972							
3	1:40.349	22.075	32.136	46.138	176.1	18:08:23.321							

EURO CUP 3



Eurocup3 ROUND 3 - IMOLA Official Collective Test 2

Sector Analysis

Lap under Red Flag — Invalidated Lap ■ Personal Best ■ Session Best B Crossing the pit lane

Lap	Time	Sector 1	Sector 2	Sector 3	Kph	Elapsed	Lap	Time	Sector 1	Sector 2	Sector 3	Kph	Elapsed
4	1:40.034	21.361	31.920	46.753	176.7	18:10:03.355	7	4:54.399B	22.779	35.285	3:56.335	60.0	18:17:18.994
5	1:39.998	21.276	32.410	46.312	176.7	18:11:43.353	8	2:08.290	40.834	35.734	51.722	137.8	18:19:27.284
6	1:38.689	21.166	31.755	45.768	179.1	18:13:22.042	9	1:42.805	22.320	32.931	47.554	171.9	18:21:10.089
7	1:38.689	21.187	31.829	45.673	179.1	18:15:00.731	10	1:38.970	21.374	31.626	45.970	178.6	18:22:49.059
8	12:36.604B	21.552	38.153	...	23.4	18:27:37.335	11	1:38.702	21.091	31.855	45.756	179.0	18:24:27.761
9	2:07.147	40.659	35.638	50.850	139.0	18:29:44.482	12	1:37.955	20.933	31.210	45.812	180.4	18:26:05.716
10	1:43.581	22.698	33.610	47.273	170.6	18:31:28.063	13	1:37.646	21.043	31.205	45.398	181.0	18:27:43.362
11	1:39.987	21.628	32.187	46.172	176.7	18:33:08.050	14	1:37.485	20.883	31.176	45.426	181.3	18:29:20.847
12	1:39.272	21.426	31.936	45.910	178.0	18:34:47.322	15	1:37.230	20.810	31.196	45.224	181.8	18:30:58.077
13	1:38.208	21.086	31.610	45.512	179.9	18:36:25.530	16	7:28.712B	22.215	33.743	6:32.754	39.4	18:38:26.789
14	1:42.803	20.977	34.467	47.359	171.9	18:38:08.333	17	2:09.714	40.401	38.310	51.003	136.2	18:40:36.503
15	1:37.975	21.017	31.445	45.513	180.4	18:39:46.308	18	1:44.394	22.161	33.676	48.557	169.3	18:42:20.897
16	1:42.329	20.850	35.328	46.151	172.7	18:41:28.637	19	1:38.564	21.238	31.502	45.824	179.3	18:43:59.461
17	1:37.430	20.902	31.240	45.288	181.4	18:43:06.067	20	1:42.735	23.085	33.174	46.476	172.0	18:45:42.196
18	1:37.435	20.949	31.179	45.307	181.4	18:44:43.502	21	1:38.551	21.400	31.523	45.628	179.3	18:47:20.747
19	1:37.186	20.840	31.191	45.155	181.8	18:46:20.688	22	1:37.373	20.858	31.290	45.225	181.5	18:48:58.120
20	1:37.182	20.886	31.091	45.205	181.8	18:47:57.870	23	1:37.824	20.770	31.241	45.813	180.7	18:50:35.944
21	1:39.745	20.824	31.641	47.280	177.2	18:49:37.615	24	6:00.380B	22.793	38.485	4:59.102	49.0	18:56:36.324
22	6:39.245B	20.890	33.771	5:44.584	44.3	18:56:16.860	25	2:01.959	39.070	32.799	50.090	144.9	18:58:38.283
23	2:02.527	39.872	32.119	50.536	144.2	18:58:19.387	26	1:37.860	21.020	31.305	45.535	180.6	19:00:16.143
24	1:38.755	21.361	31.480	45.914	179.0	18:59:58.142							
25	1:37.952	20.981	31.428	45.543	180.4	19:01:36.094							

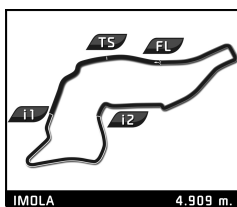
23 Stefan BOSTANDJIEV		BGR											
Hitech		Dallara 326											
1	4:38.554B	2:49.234	35.335	1:13.985	63.4	18:04:38.554							
2	3:00.375B	1:24.295	32.661	1:03.419	98.0	18:07:38.929							
3	2:28.607	1:07.759	32.087	48.761	118.9	18:10:07.536							
4	1:38.497	21.141	31.717	45.639	179.4	18:11:46.033							
5	1:40.306	20.981	31.509	47.816	176.2	18:13:26.339							
6	1:38.612	21.189	31.582	45.841	179.2	18:15:04.951							
7	1:38.275	20.994	31.625	45.656	179.8	18:16:43.226							
8	1:38.332	21.031	31.613	45.688	179.7	18:18:21.558							
9	1:38.171	20.945	31.657	45.569	180.0	18:19:59.729							
10	1:38.468	21.023	31.794	45.651	179.5	18:21:38.197							
11	2:54.567B	21.160	31.917	2:01.490	101.2	18:24:32.764							
12	11:29.546B	56.705	38.271	9:54.570	25.6	18:36:02.310							
13	2:10.824	42.915	37.279	50.630	135.1	18:38:13.134							
14	1:43.452	22.360	33.286	47.806	170.8	18:39:56.586							
15	1:40.561	21.464	32.401	46.696	175.7	18:41:37.147							
16	1:37.566	20.994	31.311	45.261	181.1	18:43:14.713							
17	1:43.400	23.610	33.975	45.815	170.9	18:44:58.113							
18	1:40.058	20.885	31.733	47.440	176.6	18:46:38.171							
19	1:37.886	21.325	31.312	45.249	180.5	18:48:16.057							
20	1:37.255	20.901	31.306	45.048	181.7	18:49:53.312							
21	6:33.352B	20.861	33.453	5:39.038	44.9	18:56:26.664							
22	2:00.718	38.626	32.506	49.586	146.4	18:58:27.382							
23	1:39.216	21.054	32.515	45.647	178.1	19:00:06.598							

26 Tommy HARFIELD		GBR											
Double R		Dallara 326											
1	4:04.506	2:39.222	35.495	49.789	72.3	18:04:04.506							
2	1:41.200	21.865	32.546	46.789	174.6	18:05:45.706							
3	1:42.871	21.391	31.842	49.638	171.8	18:07:28.577							
4	1:38.965	21.165	31.959	45.841	178.6	18:09:07.542							
5	1:38.408	21.117	31.661	45.630	179.6	18:10:45.950							
6	1:38.645	21.040	31.646	45.959	179.2	18:12:24.595							

27 Heitor DALL'AGNOL		BRA											
Palou Motorsport		Dallara 326											
1	3:26.145	1:51.287	39.383	55.475	85.7	18:03:26.145							
2	2:23.919B	25.613	37.752	1:20.554	122.8	18:05:50.064							
3	3:03.299B	1:26.091	33.378	1:03.830	96.4	18:08:53.363							
4	2:07.601	46.064	34.196	47.341	138.5	18:11:00.964							
5	1:37.722	20.972	31.311	45.439	180.8	18:12:38.686							
6	2:06.952B	24.590	35.565	1:06.797	139.2	18:14:45.638							
7	5:27.924	4:02.792	35.785	49.347	53.9	18:20:13.562							
8	1:49.128	24.786	34.730	49.612	161.9	18:22:02.690							
9	1:44.918	21.033	34.158	49.727	168.4	18:23:47.608							
10	1:37.100	20.920	31.041	45.139	182.0	18:25:24.708							
11	1:41.679	20.963	32.279	48.437	173.8	18:27:06.387							
12	1:37.078	20.947	30.977	45.154	182.0	18:28:43.465							
13	1:40.024	20.726	33.420	45.878	176.7	18:30:23.489							
14	1:36.928	20.776	30.948	45.204	182.3	18:32:00.417							
15	1:36.603	20.776	30.926	44.901	182.9	18:33:37.020							
16	1:56.904B	20.754	31.060	1:05.090	151.2	18:35:33.924							
17	10:11.500	8:45.126	35.703	50.671	28.9	18:45:45.424							
18	1:44.416	23.893	33.016	47.507	169.2	18:47:29.840							
19	1:38.301	20.828	31.327	46.146	179.8	18:49:08.141							
20	1:37.203	20.776	31.065	45.362	181.8	18:50:45.344							
21	2:38.924B	27.448	46.521	1:24.955	111.2	18:53:24.268							
22	4:43.655	3:22.819	32.387	48.449	62.3	18:58:07.923							

31 Renzo BARBUY		ARG											
TC Racing		Dallara 326											
1	3:56.043	2:33.076	34.422	48.545	74.9	18:03:56.043							
2	1:43.105	22.462	32.734	47.909	171.4	18:05:39.148							
3	1:40.347	21.743	32.119	46.485	176.1	18:07:19.495							
4	1:40.252	21.354	32.088	46.810	176.3	18:08:59.747							
5	1:39.623	21.556	31.756	46.311	177.4	18:10:39.370							
6	1:40.404	21.197	33.207	46.000	176.0	18:12:19.774							
7	1:39.460	21.263	31.850	46.347	177.7	18:13:59.234							
8	1:39.837	21.459	31.781	46.597	177.0	18:15:39.071							
9	1:39.432	21.280	31.622	46.530	177.7	18:17:18.503							

EURO CUP 3



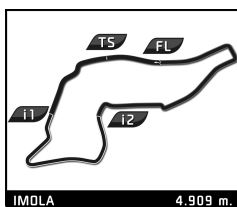
Eurocup3 ROUND 3 - IMOLA Official Collective Test 2

Sector Analysis

Lap under Red Flag — Invalidated Lap ■ Personal Best ■ Session Best B Crossing the pit lane

Lap	Time	Sector 1	Sector 2	Sector 3	Kph	Elapsed	Lap	Time	Sector 1	Sector 2	Sector 3	Kph	Elapsed
10	1:38.949	21.305	31.722	45.922	178.6	18:18:57.452	16	2:08.247	42.953	36.230	49.064	137.8	18:45:49.505
11	14:22.962 B	21.155	31.612	...	20.5	18:33:20.414	17	1:43.125	22.318	33.638	47.169	171.4	18:47:32.630
12	2:08.953	41.903	36.461	50.589	137.0	18:35:29.367	18	1:38.196	21.118	31.429	45.649	180.0	18:49:10.826
13	1:42.618	22.100	33.290	47.228	172.2	18:37:11.985	19	6:54.689 B	21.149	31.323	6:02.217	42.6	18:56:05.515
14	1:39.030	21.337	31.627	46.066	178.5	18:38:51.015	20	2:07.002	45.453	32.876	48.673	139.2	18:58:12.517
15	1:38.299	21.102	31.490	45.707	179.8	18:40:29.314	21	1:38.813	21.218	31.710	45.885	178.8	18:59:51.330
16	1:46.392	21.104	166.1	18:42:15.706	22	1:37.819	21.113	31.252	45.454	180.7	19:01:29.149
17	1:38.504	21.231	31.404	45.869	179.4	18:43:54.210	39 Santino PANETTA ARG						
18	1:40.137	22.175	32.117	45.845	176.5	18:45:34.347	Hitech Dallara 326						
19	1:39.614	21.802	31.842	45.970	177.4	18:47:13.961	1	4:20.387	2:57.880	34.469	48.038	67.9	18:04:20.387
20	1:38.480	21.114	31.332	46.034	179.5	18:48:52.441	2	1:39.621	21.582	32.080	45.959	177.4	18:06:00.008
21	7:29.277 B	21.885	33.226	6:34.166	39.3	18:56:21.718	3	1:37.922	21.128	31.399	45.395	180.5	18:07:37.930
22	2:19.547	40.613	32.173	1:06.761	126.6	18:58:41.265	4	1:41.554	21.047	31.344	49.163	174.0	18:09:19.484
23	1:40.062	21.185	32.610	46.267	176.6	19:00:21.327	5	1:37.920	21.021	31.411	45.488	180.5	18:10:57.404
33 Rafael PERARD FRA							6	1:37.425	20.878	31.192	45.355	181.4	18:12:34.829
Palou Motorsport Dallara 326							7	1:37.415	20.805	31.248	45.362	181.4	18:14:12.244
1	3:24.506	1:49.630	39.570	55.306	86.4	18:03:24.506	8	1:38.710	20.789	32.409	45.512	179.0	18:15:50.954
2	2:04.312 B	25.175	34.443	1:04.694	142.2	18:05:28.818	9	1:37.212	20.838	31.151	45.223	181.8	18:17:28.166
3	2:38.029 B	1:00.811	33.662	1:03.556	111.8	18:08:06.847	10	1:37.277	20.819	31.088	45.370	181.7	18:19:05.443
4	2:06.436	47.627	32.358	46.451	139.8	18:10:13.283	11	1:37.514	20.773	31.275	45.466	181.2	18:20:42.957
5	1:38.466	21.143	31.840	45.483	179.5	18:11:51.749	12	2:56.961 B	21.116	31.381	2:04.464	99.9	18:23:39.918
6	2:18.499 B	27.609	37.567	1:13.323	127.6	18:14:10.248	13	11:28.581 B	46.261	33.713	...	25.7	18:35:08.499
7	6:25.854	4:48.551	40.455	56.848	45.8	18:20:36.102	14	2:01.529	38.128	35.873	47.528	145.4	18:37:10.028
8	1:47.893	23.661	33.153	51.079	163.8	18:22:23.995	15	1:39.253	21.577	31.841	45.835	178.1	18:38:49.281
9	1:37.606	21.144	31.312	45.150	181.1	18:24:01.601	16	1:37.653	21.079	31.283	45.291	181.0	18:40:26.934
10	1:36.944	20.825	31.096	45.023	182.3	18:25:38.545	17	1:36.861	20.898	30.948	45.015	182.5	18:42:03.795
11	1:36.405	20.794	30.845	44.766	183.3	18:27:14.950	18	1:37.072	20.900	31.068	45.104	182.1	18:43:40.867
12	1:36.337	20.759	30.904	44.674	183.4	18:28:51.287	19	1:37.079	20.881	31.195	45.003	182.0	18:45:17.946
13	1:39.193	20.668	30.950	47.575	178.2	18:30:30.480	20	1:36.921	20.966	30.974	44.981	182.3	18:46:54.867
14	1:55.535 B	20.783	30.895	1:03.857	153.0	18:32:26.015	21	1:41.684	20.818	31.668	49.198	173.8	18:48:36.551
15	13:18.037	...	35.926	50.872	22.1	18:45:44.052	22	1:37.180	20.864	30.900	45.416	181.9	18:50:13.731
16	1:41.991	22.386	32.469	47.136	173.3	18:47:26.043	23	6:33.616 B	20.847	37.807	5:34.962	44.9	18:56:47.347
17	1:38.614	20.909	31.210	46.495	179.2	18:49:04.657	41 Alex POWELL USA						
18	1:36.538	20.698	31.017	44.823	183.1	18:50:41.195	Griffin Core by Campos Dallara 326						
19	2:40.077 B	25.915	47.563	1:26.599	110.4	18:53:21.272	1	3:13.871 B	1:29.739	34.905	1:09.227	91.2	18:03:13.871
20	4:44.571	3:22.049	32.185	50.337	62.1	18:58:05.843	2	2:58.554 B	58.049	34.882	1:25.623	99.0	18:06:12.425
21	1:36.915	20.829	31.109	44.977	182.3	18:59:42.758	3	2:46.066	1:24.989	32.819	48.258	106.4	18:08:58.491
22	1:36.187	20.683	30.757	44.747	183.7	19:01:18.945	4	1:38.512	21.252	31.500	45.760	179.4	18:10:37.003
37 Filippo FIORENTINO BRA							5	1:37.874	21.102	31.287	45.485	180.6	18:12:14.877
Drivex Dallara 326							6	1:59.852 B	21.044	31.341	1:07.467	147.5	18:14:14.729
1	3:32.230	2:04.571	37.192	50.467	83.3	18:03:32.230	7	4:30.305	3:05.856	35.566	48.883	65.4	18:18:45.034
2	1:43.936	23.045	33.383	47.508	170.0	18:05:16.166	8	1:41.707	22.138	32.898	46.671	173.8	18:20:26.741
3	1:41.065	21.455	32.449	47.161	174.9	18:06:57.231	9	1:37.606	21.115	31.292	45.199	181.1	18:22:04.347
4	1:39.722	21.328	31.993	46.401	177.2	18:08:36.953	10	1:37.048	20.831	31.044	45.173	182.1	18:23:41.395
5	1:39.324	21.183	31.726	46.415	177.9	18:10:16.277	11	1:40.082	20.815	31.430	47.837	176.6	18:25:21.477
6	1:39.163	21.124	31.856	46.183	178.2	18:11:55.440	12	1:39.429	20.969	31.351	47.109	177.7	18:27:00.906
7	1:38.978	21.110	31.711	46.157	178.5	18:13:34.418	13	1:37.298	20.817	31.201	45.280	181.6	18:28:38.204
8	8:53.574 B	29.438	39.479	7:44.657	33.1	18:22:27.992	14	1:37.133	20.822	31.132	45.179	181.9	18:30:15.337
9	2:03.753	38.593	36.482	48.678	142.8	18:24:31.745	15	1:59.580 B	20.798	31.264	1:07.518	147.8	18:32:14.917
10	1:42.217	21.914	33.040	47.263	172.9	18:26:13.962	16	13:14.675	...	36.078	48.481	22.2	18:45:29.592
11	1:39.001	21.303	31.699	45.999	178.5	18:27:52.963	17	1:41.831	22.491	32.682	46.658	173.5	18:47:11.423
12	1:42.871	21.452	33.900	47.519	171.8	18:29:35.834	18	1:37.004	20.919	31.046	45.039	182.2	18:48:48.427
13	1:38.859	21.166	31.785	45.908	178.8	18:31:14.693	19	1:36.672	20.776	30.952	44.944	182.8	18:50:25.099
14	1:38.485	20.992	31.670	45.823	179.4	18:32:53.178	20	2:31.624 B	21.261	39.881	1:30.482	116.6	18:52:56.723
15	10:48.080 B	21.012	31.811	9:55.257	27.3	18:43:41.258	21	5:04.955	3:45.850	32.121	46.984	58.0	18:58:01.678

EURO CUP 3

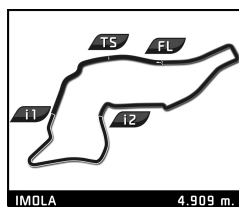


Eurocup3 ROUND 3 - IMOLA Official Collective Test 2

Sector Analysis

Lap under Red Flag — Invalidated Lap ■ Personal Best ■ Session Best B Crossing the pit lane

Lap	Time	Sector 1	Sector 2	Sector 3	Kph	Elapsed	Lap	Time	Sector 1	Sector 2	Sector 3	Kph	Elapsed
22	1:37.593	20.898	31.097	45.598	181.1	18:59:39.271	70 Jakob BERGMEISTER DEU						
23	1:36.520	20.749	30.886	44.885	183.1	19:01:15.791	GRS Dallara 326						
44 Rayan CARETTI FRA													
GRS Dallara 326													
1	3:30.637	2:01.061	37.655	51.921	83.9	18:03:30.637	1	3:28.122	1:59.395	37.149	51.578	84.9	18:03:28.122
2	1:53.195	25.263	36.412	51.520	156.1	18:05:23.832	2	1:46.096	23.319	34.032	48.745	166.6	18:05:14.218
3	1:47.404	23.752	34.352	49.300	164.5	18:07:11.236	3	1:44.089	22.319	33.195	48.575	169.8	18:06:58.307
4	1:41.778	22.839	32.395	46.544	173.6	18:08:53.014	4	1:40.809	21.721	32.105	46.983	175.3	18:08:39.116
5	1:58.848B	21.407	31.787	1:05.654	148.7	18:10:51.862	5	1:39.278	21.307	31.856	46.115	178.0	18:10:18.394
6	3:23.861	2:05.412	32.270	46.179	86.7	18:14:15.723	6	6:06.381B	21.093	31.736	5:13.552	48.2	18:16:24.775
7	1:38.799	21.133	31.749	45.917	178.9	18:15:54.522	7	2:07.278	39.928	37.282	50.068	138.8	18:18:32.053
8	1:38.926	21.188	31.678	46.060	178.6	18:17:33.448	8	1:44.723	22.765	33.986	47.972	168.8	18:20:16.776
9	1:38.437	20.997	31.558	45.882	179.5	18:19:11.885	9	1:40.290	21.615	32.099	46.576	176.2	18:21:57.066
10	1:38.470	20.994	31.537	45.939	179.5	18:20:50.355	10	1:39.221	21.191	31.621	46.409	178.1	18:23:36.287
11	1:48.531	25.179	36.285	47.067	162.8	18:22:38.886	11	1:41.190	21.234	31.559	48.397	174.6	18:25:17.477
12	1:38.585	21.134	31.489	45.962	179.3	18:24:17.471	12	1:39.239	21.122	31.594	46.523	178.1	18:26:56.716
13	1:38.350	21.131	31.534	45.685	179.7	18:25:55.821	13	1:38.819	21.205	31.590	46.024	178.8	18:28:35.535
14	7:27.406B	21.018	31.621	6:34.767	39.5	18:33:23.227	14	1:38.343	21.057	31.490	45.796	179.7	18:30:13.878
15	2:10.143	40.974	36.258	52.911	135.8	18:35:33.370	15	1:40.418	21.090	33.142	46.186	176.0	18:31:54.296
16	1:42.046	22.057	32.783	47.206	173.2	18:37:15.416	16	1:40.682	21.017	33.461	46.204	175.5	18:33:34.978
17	1:38.899	21.240	31.768	45.891	178.7	18:38:54.315	17	1:38.791	20.995	31.765	46.031	178.9	18:35:13.769
18	1:38.220	21.108	31.397	45.715	179.9	18:40:32.535	18	2:00.756B	21.131	31.423	1:08.202	146.3	18:37:14.525
19	1:37.658	20.902	31.270	45.486	181.0	18:42:10.193	19	8:34.193	7:08.281	35.761	50.151	34.4	18:45:48.718
20	1:37.602	20.995	31.171	45.436	181.1	18:43:47.795	20	1:45.107	23.456	33.866	47.795	168.1	18:47:33.825
21	1:39.358	21.013	31.994	46.351	177.9	18:45:27.153	21	1:39.257	21.419	31.859	45.979	178.0	18:49:13.082
22	1:37.712	21.062	31.262	45.388	180.9	18:47:04.865	22	2:05.001B	21.061	31.558	1:12.382	141.4	18:51:18.083
23	3:18.300B	20.912	31.152	2:26.236	89.1	18:50:23.165	23	4:45.096B				62.0	18:56:03.179
24	8:39.085	7:20.565	32.186	46.334	34.0	18:59:02.250	24	2:05.422	45.446	31.941	48.035	140.9	18:58:08.601
48 James EGOZI USA							77 Bart HARRISON GBR						
Palou Motorsport Dallara 326							Double R Dallara 326						
1	3:23.481	1:48.735	39.009	55.737	86.9	18:03:23.481	1	4:09.773	2:44.905	34.992	49.876	70.8	18:04:09.773
2	1:48.504	24.562	34.748	49.194	162.9	18:05:11.985	2	1:43.389	22.852	33.625	46.912	170.9	18:05:53.162
3	1:47.585	23.508	33.857	50.220	164.3	18:06:59.570	3	1:38.524	21.351	31.546	45.627	179.4	18:07:31.686
4	1:45.308	22.711	32.580	50.017	167.8	18:08:44.878	4	1:38.317	21.168	31.737	45.412	179.7	18:09:10.003
5	1:37.344	20.998	31.231	45.115	181.5	18:10:22.222	5	1:45.216	22.158	33.634	49.424	168.0	18:10:55.219
6	2:23.508B	24.966	37.870	1:20.672	123.1	18:12:45.730	6	1:37.781	21.096	31.281	45.404	180.7	18:12:33.000
7	8:40.701	7:09.598	38.421	52.682	33.9	18:21:26.431	7	1:37.731	21.031	31.383	45.317	180.8	18:14:10.731
8	1:46.229	23.399	34.181	48.649	166.4	18:23:12.660	8	1:38.038	20.922	31.130	45.986	180.3	18:15:48.769
9	1:39.946	22.538	31.721	45.687	176.8	18:24:52.606	9	1:37.690	20.918	31.344	45.428	180.9	18:17:26.459
10	1:36.523	20.844	30.931	44.748	183.1	18:26:29.129	10	1:37.702	20.977	31.238	45.487	180.9	18:19:04.161
11	1:36.768	20.790	30.938	45.040	182.6	18:28:05.897	11	1:37.393	20.885	31.160	45.348	181.5	18:20:41.554
12	1:36.451	20.739	30.766	44.946	183.2	18:29:42.348	12	1:42.671	20.874	31.530	50.267	172.1	18:22:24.225
13	1:40.744	20.693	34.735	45.316	175.4	18:31:23.092	13	13:21.782B	22.438	32.021	...	22.0	18:35:46.007
14	1:36.712	20.724	30.987	45.001	182.7	18:32:59.804	14	2:10.475	42.897	36.271	51.307	135.4	18:37:56.482
15	1:36.457	20.671	30.930	44.856	183.2	18:34:36.261	15	1:45.528	22.728	33.800	49.000	167.5	18:39:42.010
16	2:00.237B	20.667	30.928	1:08.642	147.0	18:36:36.498	16	1:38.175	21.063	31.530	45.582	180.0	18:41:20.185
17	9:11.694	7:45.544	35.904	50.246	32.0	18:45:48.192	17	1:37.402	20.986	31.196	45.220	181.4	18:42:57.587
18	1:43.000	22.459	33.190	47.351	171.6	18:47:31.192	18	1:36.801	20.833	30.969	44.999	182.6	18:44:34.388
19	1:39.385	21.034	31.565	46.786	177.8	18:49:10.577	19	1:44.087	20.904	34.378	48.805	169.8	18:46:18.475
20	1:37.314	20.829	31.142	45.343	181.6	18:50:47.891	20	1:37.546	20.892	31.112	45.542	181.2	18:47:56.021
21	2:39.099B	28.058	46.102	1:24.939	111.1	18:53:26.990	21	1:40.812	20.917	31.127	48.768	175.3	18:49:36.833
22	4:37.121	3:15.838	32.340	48.943	63.8	18:58:04.111	22	7:18.776B	20.962	31.900	6:25.914	40.3	18:56:55.609
23	1:36.741	20.753	31.023	44.965	182.7	18:59:40.852	84 Genaro TRAPPA ARG						
24	1:36.125	20.619	30.797	44.709	183.8	19:01:16.977	Hitech Dallara 326						



Eurocup3 ROUND 3 - IMOLA Official Collective Test 2

Sector Analysis

Lap under Red Flag — Invalidated Lap ■ Personal Best ■ Session Best B Crossing the pit lane

Lap	Time	Sector 1	Sector 2	Sector 3	Kph	Elapsed	Lap	Time	Sector 1	Sector 2	Sector 3	Kph	Elapsed
1	4:34.759B	2:47.129	36.338	1:11.292	64.3	18:04:34.759	5	1:44.565	21.906	32.059	50.600	169.0	18:11:05.898
2	2:50.759B	1:09.997	34.132	1:06.630	103.5	18:07:25.518	6	1:38.012	20.975	31.274	45.763	180.3	18:12:43.910
3	2:23.523	1:01.559	32.785	49.179	123.1	18:09:49.041	7	10:15.438B	20.981	31.259	9:23.198	28.7	18:22:59.348
4	1:38.325	21.096	31.535	45.694	179.7	18:11:27.366	8	2:12.853	40.658	39.073	53.122	133.0	18:25:12.201
5	1:37.958	21.053	31.340	45.565	180.4	18:13:05.324	9	1:46.640	22.847	34.045	49.748	165.7	18:26:58.841
6	<u>1:39.062</u>	20.939	31.399	<u>46.724</u>	178.4	18:14:44.386	10	1:42.533	21.207	34.227	47.099	172.4	18:28:41.374
7	<u>1:43.512</u>	<u>22.767</u>	33.527	47.218	170.7	18:16:27.898	11	1:37.286	21.041	31.131	45.114	181.7	18:30:18.660
8	1:38.258	20.972	31.689	45.597	179.9	18:18:06.156	12	1:36.852	20.780	30.955	45.117	182.5	18:31:55.512
9	1:37.723	20.862	31.427	45.434	180.8	18:19:43.879	13	1:38.694	20.672	32.181	45.841	179.1	18:33:34.206
10	1:37.927	20.898	31.336	45.693	180.5	18:21:21.806	14	14:03.529B	20.849	31.926	...	21.0	18:47:37.735
11	2:00.938B	20.969	33.757	1:06.212	146.1	18:23:22.744	15	2:09.101	41.717	37.175	50.209	136.9	18:49:46.836
12	3:49.908B	52.080	31.868	2:25.960	76.9	18:27:12.652	16	6:41.762B	22.631	35.762	5:43.369	44.0	18:56:28.598
13	8:11.990B	39.294	36.660	6:56.036	35.9	18:35:24.642	17	2:00.826	37.671	32.434	50.721	146.3	18:58:29.424
14	2:04.800	39.916	34.692	50.192	141.6	18:37:29.442	18	1:39.421	21.082	31.415	46.924	177.8	19:00:08.845
15	1:43.300	22.598	33.096	47.606	171.1	18:39:12.742							
16	1:38.813	21.021	32.035	45.757	178.8	18:40:51.555							
17	1:37.504	20.953	31.236	45.315	181.2	18:42:29.059							
18	1:37.247	20.926	31.100	45.221	181.7	18:44:06.306							
19	1:40.999	20.826	32.346	47.827	175.0	18:45:47.305							
20	1:40.721	20.875	31.494	48.352	175.5	18:47:28.026							
21	1:37.282	20.854	31.236	45.192	181.7	18:49:05.308							
22	7:19.559B	22.129	34.222	6:23.208	40.2	18:56:24.867							
23	2:00.281	38.539	33.030	48.712	146.9	18:58:25.148							
24	1:37.418	20.890	31.136	45.392	181.4	19:00:02.566							

91 Lorenzo CAMPOS		AGO											
Double R		Dallara 326											
1	4:10.535	2:45.633	35.319	49.583	70.5	18:04:10.535							
2	1:43.614	22.810	33.600	47.204	170.6	18:05:54.149							
3	1:39.239	21.195	31.893	46.151	178.1	18:07:33.388							
4	1:38.980	21.049	31.869	46.062	178.5	18:09:12.368							
5	1:37.988	20.948	31.394	45.646	180.4	18:10:50.356							
6	1:38.075	20.884	31.589	45.602	180.2	18:12:28.431							
7	1:45.121	20.909	36.662	47.550	168.1	18:14:13.552							
8	1:38.145	20.825	31.588	45.732	180.1	18:15:51.697							
9	1:37.516	20.810	31.455	45.251	181.2	18:17:29.213							
10	1:44.204	21.349	34.087	48.768	169.6	18:19:13.417							
11	1:37.952	20.811	31.456	45.685	180.4	18:20:51.369							
12	14:59.044B	20.968	31.679	...	19.7	18:35:50.413							
13	2:06.818	40.483	35.104	51.231	139.4	18:37:57.231							
14	1:46.537	22.623	34.516	49.398	165.9	18:39:43.768							
15	1:37.988	20.950	31.312	45.726	180.4	18:41:21.756							
16	1:37.537	21.076	31.297	45.164	181.2	18:42:59.293							
17	1:37.208	20.890	31.087	45.231	181.8	18:44:36.501							
18	1:46.849	20.887	34.808	51.154	165.4	18:46:23.350							
19	1:37.401	20.864	31.282	45.255	181.4	18:48:00.751							
20	1:37.577	20.826	31.296	45.455	181.1	18:49:38.328							
21	6:59.682B	21.169	34.832	6:03.681	42.1	18:56:38.010							
22	2:01.808	39.284	32.799	49.725	145.1	18:58:39.818							
23	1:38.115	20.915	31.434	45.766	180.1	19:00:17.933							

99 René LAMMERS		NLD											
MP Motorsport		Dallara 326											
1	4:23.670	2:59.764	34.535	49.371	67.0	18:04:23.670							
2	1:41.385	21.989	32.698	46.698	174.3	18:06:05.055							
3	1:38.412	21.227	31.558	45.627	179.6	18:07:43.467							
4	1:37.866	21.002	31.138	45.726	180.6	18:09:21.333							