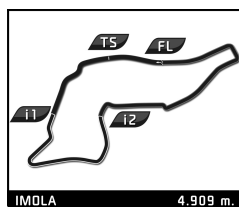


EURO CUP 3



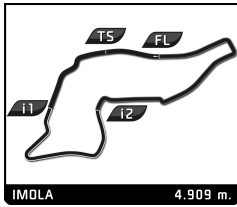
Eurocup3 ROUND 3 - IMOLA Qualifying 2

Sector Analysis

Lap under Red Flag — Invalidated Lap ■ Personal Best ■ Session Best B Crossing the pit lane

Lap	Time	Sector 1	Sector 2	Sector 3	Kph	Elapsed	Lap	Time	Sector 1	Sector 2	Sector 3	Kph	Elapsed
2 Kacper SZTUKA POL Tecnicar by Amtog Dallara 326							8	1:37.422	21.009	31.106	45.307	181.4	16:30:39.522
1	2:21.912	52.251	37.797	51.864	124.5	16:17:21.912	9	1:38.064	20.929	31.391	45.744	180.2	16:32:17.586
2	1:42.290	21.909	32.669	47.712	172.8	16:19:04.202	7 Chistopher EL FEGHALI LBN Drivex Dallara 326						
3	1:39.028	20.868	31.050	47.110	178.5	16:20:43.230	1	4:09.961	2:40.946	34.771	54.244	70.7	16:19:09.961
4	1:36.246	20.701	30.835	44.710	183.6	16:22:19.476	2	1:42.450	21.362	33.357	47.731	172.5	16:20:52.411
5	1:36.277	20.671	30.796	44.810	183.6	16:23:55.753	3	1:36.736	20.803	31.014	44.919	182.7	16:22:29.147
6	1:43.560	21.723	34.046	47.791	170.6	16:25:39.313	4	1:36.231	20.780	30.834	44.617	183.6	16:24:05.378
7	1:36.127	20.741	30.765	44.621	183.8	16:27:15.440	5	1:36.632	20.670	30.936	45.026	182.9	16:25:42.010
8	1:35.896	20.587	30.738	44.571	184.3	16:28:51.336	6	1:36.255	20.730	30.843	44.682	183.6	16:27:18.265
9	1:40.819	20.639	32.519	47.661	175.3	16:30:32.155	7	1:38.118	20.669	31.753	45.696	180.1	16:28:56.383
10	1:44.257	24.494	32.949	46.814	169.5	16:32:16.412	8 Alceu FELDMANN BRA MP Motorsport Dallara 326						
11	1:36.500	20.660	30.972	44.868	183.1	16:33:52.912	1	4:26.347	3:03.266	34.412	48.669	66.4	16:19:26.347
3 Edouard BORGNA FRA Drivex Dallara 326							2	1:42.338	22.442	32.510	47.386	172.7	16:21:08.685
1	4:28.979	2:56.681	36.000	56.298	65.7	16:19:28.979	3	1:42.580	20.910	35.049	46.621	172.3	16:22:51.265
2	1:56.317	23.566	37.970	54.781	151.9	16:21:25.296	4	1:37.305	20.825	31.279	45.201	181.6	16:24:28.570
3	5:33.080B	23.271	35.242	4:34.567	53.1	16:26:58.376	5	1:37.123	20.866	31.024	45.233	182.0	16:26:05.693
4	1:56.331	36.384	33.551	46.396	151.9	16:28:54.707	6	1:37.178	20.893	31.118	45.167	181.9	16:27:42.871
5	1:40.429	21.105	33.272	46.052	176.0	16:30:35.136	7	1:37.074	20.805	31.110	45.159	182.1	16:29:19.945
6	1:38.453	20.966	31.549	45.938	179.5	16:32:13.589	8	1:37.682	20.970	31.025	45.687	180.9	16:30:57.627
7	1:38.511	20.909	31.778	45.824	179.4	16:33:52.100	9 Thomas STRAUVEN BEL Griffin Core by Campos Dallara 326						
8	1:38.231	20.912	31.571	45.748	179.9	16:35:30.331	1	3:32.851	2:11.281	33.593	47.977	83.0	16:18:32.851
4 Ean EYCKMANS BEL MP Motorsport Dallara 326							2	1:47.331	21.332	32.047	53.952	164.7	16:20:20.182
1	4:23.050	3:00.435	34.048	48.567	67.2	16:19:23.050	3	1:46.358	20.883	31.244	54.231	166.2	16:22:06.540
2	1:44.133	21.459	34.449	48.225	169.7	16:21:07.183	4	1:36.504	20.871	30.832	44.801	183.1	16:23:43.044
3	1:36.362	20.806	30.813	44.743	183.4	16:22:43.545	5	1:38.570	20.711	31.503	46.356	179.3	16:25:21.614
4	1:36.144	20.760	30.719	44.665	183.8	16:24:19.689	6	1:36.440	20.735	30.807	44.898	183.2	16:26:58.054
5	1:36.238	20.689	30.707	44.842	183.6	16:25:55.927	7	1:40.996	20.808	30.938	49.250	175.0	16:28:39.050
6	1:36.393	20.699	30.757	44.937	183.3	16:27:32.320	8	1:53.872	20.816	34.367	58.689	155.2	16:30:32.922
7	1:36.805	20.697	30.806	45.302	182.6	16:29:09.125	9	2:11.624B	20.976	36.529	1:14.119	134.3	16:32:44.546
5 Patrick HEUZENROEDER AUS Griffin Core by Campos Dallara 326							10 Enzo TARNVANICHKUL THA Griffin Core by Campos Dallara 326						
1	4:20.223	2:55.877	35.263	49.083	67.9	16:19:20.223	1	4:18.289	2:54.900	34.794	48.595	68.4	16:19:18.289
2	1:41.888	22.215	32.211	47.462	173.4	16:21:02.111	2	1:41.296	22.988	31.979	46.329	174.5	16:20:59.585
3	1:36.632	20.834	30.765	45.033	182.9	16:22:38.743	3	1:37.002	20.900	30.935	45.167	182.2	16:22:36.587
4	1:36.707	20.673	30.846	45.188	182.7	16:24:15.450	4	1:36.420	20.841	30.751	44.828	183.3	16:24:13.007
5	1:39.067	20.738	32.851	45.478	178.4	16:25:54.517	5	1:36.514	20.615	30.868	45.031	183.1	16:25:49.521
6	1:36.644	20.791	30.836	45.017	182.9	16:27:31.161	6	1:45.823	20.702	30.839	54.282	167.0	16:27:35.344
7	1:40.060	20.720	30.924	48.416	176.6	16:29:11.221	7	1:38.043	20.715	32.027	45.301	180.3	16:29:13.387
8	1:37.143	20.685	30.895	45.563	181.9	16:30:48.364	8	1:40.481	20.708	31.195	48.578	175.9	16:30:53.868
9	1:59.395B	20.736	31.209	1:07.450	148.0	16:32:47.759	9	2:23.839B	26.724	41.214	1:15.901	122.9	16:33:17.707
6 Stylianos KOLOVOS GRC Drivex Dallara 326							11 Juan COTA ESP TC Racing Dallara 326						
1	4:10.525	2:41.989	34.223	54.313	70.5	16:19:10.525	1	4:31.457	3:05.588	36.909	48.960	65.1	16:19:31.457
2	1:42.632	21.742	33.158	47.732	172.2	16:20:53.157	2	1:43.851	22.234	33.011	48.606	170.2	16:21:15.308
3	1:38.372	21.060	31.728	45.584	179.6	16:22:31.529	3	1:39.247	20.871	30.939	47.437	178.1	16:22:54.555
4	1:37.677	20.980	31.407	45.290	180.9	16:24:09.206	4	1:37.978	21.555	31.225	45.198	180.4	16:24:32.533
5	1:37.815	20.990	31.189	45.636	180.7	16:25:47.021	5	1:36.444	20.767	30.833	44.844	183.2	16:26:08.977
6	1:37.592	20.991	31.278	45.323	181.1	16:27:24.613	6	1:37.061	20.790	30.895	45.376	182.1	16:27:46.038
7	1:37.487	20.974	31.116	45.397	181.3	16:29:02.100							

EURO CUP 3



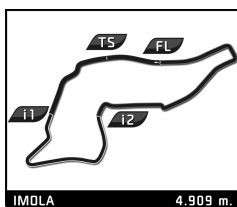
Eurocup3 ROUND 3 - IMOLA Qualifying 2

Sector Analysis

Lap under Red Flag — Invalidated Lap ■ Personal Best ■ Session Best B Crossing the pit lane

Lap	Time	Sector 1	Sector 2	Sector 3	Kph	Elapsed	Lap	Time	Sector 1	Sector 2	Sector 3	Kph	Elapsed
12 Gianmarco PRADEL AUS MP Motorsport Dallara 326							7	1:36.306	20.734	30.855	44.717	183.5	16:27:09.336
1	4:33.060	3:08.074	35.606	49.380	64.7	16:19:33.060	8	1:36.333	20.715	30.787	44.831	183.5	16:28:45.669
2	1:55.350	22.740	38.425	54.185	153.2	16:21:28.410	9	1:40.565	20.724	33.600	46.241	175.7	16:30:26.234
3	1:38.219	21.057	32.354	44.808	179.9	16:23:06.629	10	1:50.671	22.821	37.848	50.002	159.7	16:32:16.905
4	1:36.235	20.774	30.882	44.579	183.6	16:24:42.864	11	1:36.586	20.619	31.142	44.825	183.0	16:33:53.491
5	1:35.826	20.682	30.610	44.534	184.4	16:26:18.690							
6	1:39.281	20.651	33.236	45.394	178.0	16:27:57.971							
7	1:36.371	20.699	30.806	44.866	183.4	16:29:34.342							
14 Keanu AL AZHARI ARE Hitech Dallara 326													
1	3:23.802	2:00.267	34.337	49.198	86.7	16:18:23.802							
2	1:44.313	21.601	33.280	49.432	169.4	16:20:08.115							
3	1:40.715	20.706	31.235	48.774	175.5	16:21:48.830							
4	1:35.632	20.601	30.453	44.578	184.8	16:23:24.462							
5	1:43.219	20.552	32.232	50.435	171.2	16:25:07.681							
6	1:35.489	20.545	30.426	44.518	185.1	16:26:43.170							
7	1:46.331	21.434	35.538	49.359	166.2	16:28:29.501							
8	1:35.823	20.665	30.564	44.594	184.4	16:30:05.324							
16 Bianca BUSTAMANTE PHL Palou Motorsport Dallara 326													
1	3:35.641	2:13.655	33.733	48.253	82.0	16:18:35.641							
2	1:45.888	21.555	32.217	52.116	166.9	16:20:21.529							
3	1:46.168	21.069	31.660	53.439	166.5	16:22:07.697							
4	1:37.957	20.949	31.205	45.803	180.4	16:23:45.654							
5	1:37.256	20.972	31.089	45.195	181.7	16:25:22.910							
6	1:38.286	20.828	31.177	46.281	179.8	16:27:01.196							
7	1:39.732	20.932	31.284	47.516	177.2	16:28:40.928							
8	1:40.504	20.945	31.221	48.338	175.8	16:30:21.432							
9	1:50.750	25.981	35.959	48.810	159.6	16:32:12.182							
10	2:15.860B	20.986	36.729	1:18.145	130.1	16:34:28.042							
20 Benjamin BECKLEY CRI Tecnicar by Amtog Dallara 326													
1	2:23.177	54.331	37.000	51.846	123.4	16:17:23.177							
2	1:42.101	21.993	32.807	47.301	173.1	16:19:05.278							
3	1:39.895	21.086	32.198	46.611	176.9	16:20:45.173							
4	1:38.312	20.818	31.637	45.857	179.8	16:22:23.485							
5	1:38.468	20.849	31.653	45.966	179.5	16:24:01.953							
6	1:42.220	21.584	34.701	45.935	172.9	16:25:44.173							
7	1:45.146	21.001	35.215	48.930	168.1	16:27:29.319							
8	1:38.552	21.075	31.661	45.816	179.3	16:29:07.871							
9	1:38.038	20.968	31.381	45.689	180.3	16:30:45.909							
10	1:42.303	21.437	34.200	46.666	172.7	16:32:28.212							
11	1:41.384	22.201	32.735	46.448	174.3	16:34:09.596							
22 Nacho TUÑÓN ESP Tecnicar by Amtog Dallara 326													
1	2:22.484	52.912	37.607	51.965	124.0	16:17:22.484							
2	1:42.124	22.060	32.589	47.475	173.0	16:19:04.608							
3	1:38.931	20.909	31.386	46.636	178.6	16:20:43.539							
4	1:36.887	20.726	31.264	44.897	182.4	16:22:20.426							
5	1:36.407	20.615	31.040	44.752	183.3	16:23:56.833							
6	1:36.197	20.693	30.856	44.648	183.7	16:25:33.030							
23 Stefan BOSTANDJIEV BGR Hitech Dallara 326													
1	3:30.175	2:08.474	33.929	47.772	84.1	16:18:30.175							
2	1:42.682	21.499	32.305	48.878	172.1	16:20:12.857							
3	1:44.214	22.340	32.055	49.819	169.6	16:21:57.071							
4	1:36.829	20.787	31.263	44.779	182.5	16:23:33.900							
5	1:36.744	20.692	31.080	44.972	182.7	16:25:10.644							
6	1:36.351	20.730	30.773	44.848	183.4	16:26:46.995							
7	1:46.122	20.682	31.134	54.306	166.5	16:28:33.117							
26 Tommy HARFIELD GBR Double R Dallara 326													
1	4:28.106	3:03.400	35.174	49.532	65.9	16:19:28.106							
2	1:42.374	21.841	32.895	47.638	172.6	16:21:10.480							
3	1:37.887	21.071	31.496	45.320	180.5	16:22:48.367							
4	1:37.181	20.963	31.167	45.051	181.9	16:24:25.548							
5	1:36.799	20.901	31.016	44.882	182.6	16:26:02.347							
6	1:36.976	20.872	30.995	45.109	182.2	16:27:39.323							
7	1:37.372	20.918	31.116	45.338	181.5	16:29:16.695							
8	1:37.655	21.011	31.200	45.444	181.0	16:30:54.350							
9	1:40.325	21.984	31.637	46.704	176.2	16:32:34.675							
27 Heitor DALL'AGNOL BRA Palou Motorsport Dallara 326													
1	3:22.995	1:58.860	34.759	49.376	87.1	16:18:22.995							
2	1:49.146	23.374	33.159	52.613	161.9	16:20:12.141							
3	1:41.937	20.756	31.139	50.042	173.4	16:21:54.078							
4	1:35.948	20.739	30.609	44.600	184.2	16:23:30.026							
5	1:35.708	20.602	30.658	44.448	184.6	16:25:05.734							
6	1:35.555	20.470	30.532	44.553	184.9	16:26:41.289							
7	1:35.987	20.550	30.675	44.762	184.1	16:28:17.276							
8	2:13.566B	20.527	30.672	1:22.367	132.3	16:30:30.842							
31 Renzo BARBUY ARG TC Racing Dallara 326													
1	4:57.816	3:32.957	34.687	50.172	59.3	16:19:57.816							
2	1:43.638	23.073	34.223	46.342	170.5	16:21:41.454							
3	1:40.235	21.195	32.109	46.931	176.3	16:23:21.689							
4	1:37.632	20.956	31.338	45.338	181.0	16:24:59.321							
5	1:37.549	20.909	31.226	45.414	181.2	16:26:36.870							
6	1:41.559	20.997	33.403	47.159	174.0	16:28:18.429							
33 Rafael PERARD FRA Palou Motorsport Dallara 326													
1	3:21.558	1:55.255	36.577	49.726	87.7	16:18:21.558							
2	1:44.178	22.591	33.360	48.227	169.6	16:20:05.736							
3	1:38.586	20.703	31.974	45.909	179.3	16:21:44.322							
4	1:36.755	20.607	30.594	45.554	182.7	16:23:21.077							
5	1:35.475	20.518	30.523	44.434	185.1	16:24:56.552							
6	1:35.986	20.602	30.579	44.805	184.1	16:26:32.538							
7	1:35.903	20.664	30.594	44.645	184.3	16:28:08.441							

EURO CUP 3



Eurocup3 ROUND 3 - IMOLA Qualifying 2

Sector Analysis

Lap under Red Flag — Invalidated Lap ■ Personal Best ■ Session Best B Crossing the pit lane

Lap	Time	Sector 1	Sector 2	Sector 3	Kph	Elapsed	Lap	Time	Sector 1	Sector 2	Sector 3	Kph	Elapsed
8	2:14.464 B	20.682	30.848	1:22.934	131.4	16:30:22.905	9	4:20.649 B				67.8	16:36:05.654
37	Filippo FIORENTINO					BRA	77	Bart HARRISON					GBR
	Drivex					Dallara 326		Double R					Dallara 326
1	3:31.495	2:09.966	34.163	47.366	83.6	16:18:31.495	1	3:58.594	2:26.782	37.000	54.812	74.1	16:18:58.594
2	1:43.722	21.529	32.233	49.960	170.4	16:20:15.217	2	1:51.331	23.609	33.076	54.646	158.7	16:20:49.925
3	1:43.478	21.192	32.252	50.034	170.8	16:21:58.695	3	1:42.677	22.221	34.456	46.000	172.1	16:22:32.602
4	1:36.789	20.872	30.924	44.993	182.6	16:23:35.484	4	1:41.556	20.783	31.885	48.888	174.0	16:24:14.158
5	1:37.171	20.755	30.856	45.560	181.9	16:25:12.655	5	1:36.600	20.836	30.916	44.848	182.9	16:25:50.758
6	1:36.595	20.782	30.871	44.942	183.0	16:26:49.250	6	1:36.990	20.772	30.867	45.351	182.2	16:27:27.748
41	Alex POWELL					USA	7	1:36.704	20.779	30.837	45.088	182.7	16:29:04.452
	Griffin Core by Campos					Dallara 326	8	1:36.615	20.718	30.914	44.983	182.9	16:30:41.067
1	4:15.073 B	2:25.456	37.323	1:12.294	69.3	16:19:15.073	9	1:38.917	20.729	31.042	47.146	178.7	16:32:19.984
2	2:03.934	39.304	34.471	50.159	142.6	16:21:19.007	84	Genaro TRAPPA					ARG
3	1:37.540	20.959	31.094	45.487	181.2	16:22:56.547		Hitech					Dallara 326
4	1:37.416	20.760	30.875	45.781	181.4	16:24:33.963	1	3:25.503	2:01.404	34.300	49.799	86.0	16:18:25.503
5	1:37.264	20.995	31.472	44.797	181.7	16:26:11.227	2	1:44.657	21.612	32.885	50.160	168.9	16:20:10.160
6	1:36.506	20.763	30.856	44.887	183.1	16:27:47.733	3	1:40.435	20.843	30.913	48.679	176.0	16:21:50.595
7	1:47.880	21.884	36.569	49.427	163.8	16:29:35.613	4	1:36.477	20.680	30.902	44.895	183.2	16:23:27.072
8	1:36.593	20.687	30.894	45.012	183.0	16:31:12.206	5	1:36.659	20.678	31.009	44.972	182.8	16:25:03.731
9	1:42.913	20.752	34.244	47.917	171.7	16:32:55.119	6	1:36.154	20.719	30.698	44.737	183.8	16:26:39.885
10	2:07.949 B	20.770	30.999	1:16.180	138.1	16:35:03.068	7	1:51.357	24.521	38.208	48.628	158.7	16:28:31.242
44	Rayan CARETTI					FRA	8	1:39.044	20.711	30.990	47.343	178.4	16:30:10.286
	GRS					Dallara 326	91	Lorenzo CAMPOS					AGO
1	5:13.850	3:42.940	36.237	54.673	56.3	16:20:13.850		Double R					Dallara 326
2	1:47.513	21.928	34.739	50.846	164.4	16:22:01.363	1	3:56.773	2:27.254	36.925	52.594	74.6	16:18:56.773
3	1:37.504	21.004	31.251	45.249	181.2	16:23:38.867	2	1:41.335	21.871	32.845	46.619	174.4	16:20:38.108
4	1:37.422	20.877	31.141	45.404	181.4	16:25:16.289	3	1:37.209	20.897	31.050	45.262	181.8	16:22:15.317
5	1:37.512	21.032	31.233	45.247	181.2	16:26:53.801	4	1:38.172	20.705	31.090	46.377	180.0	16:23:53.489
6	1:55.159	20.886	31.345	1:02.928	153.5	16:28:48.960	5	1:36.691	20.772	31.101	44.818	182.8	16:25:30.180
7	1:38.147	21.028	31.612	45.507	180.1	16:30:27.107	6	1:36.503	20.782	30.782	44.939	183.1	16:27:06.683
8	1:38.664	21.388	31.768	45.508	179.1	16:32:05.771	7	1:38.095	20.783	31.032	46.280	180.2	16:28:44.778
9	1:37.700	21.080	31.161	45.459	180.9	16:33:43.471	8	1:37.912	20.723	30.942	46.247	180.5	16:30:22.690
48	James EGOZI					USA	99	René LAMMERS					NLD
	Palou Motorsport					Dallara 326		MP Motorsport					Dallara 326
1	3:20.478	1:54.142	36.483	49.853	88.2	16:18:20.478	1	7:46.359	6:25.887	34.435	46.037	37.9	16:22:46.359
2	1:43.785	22.913	33.151	47.721	170.3	16:20:04.263	2	1:37.162	21.028	31.149	44.985	181.9	16:24:23.521
3	1:38.007	21.332	31.582	45.093	180.3	16:21:42.270	3	1:36.662	20.792	30.975	44.895	182.8	16:26:00.183
4	1:37.291	20.762	31.354	45.175	181.6	16:23:19.561	4	1:37.462	20.777	30.834	45.851	181.3	16:27:37.645
5	1:35.693	20.576	30.795	44.322	184.7	16:24:55.254	5	1:37.258	20.859	31.072	45.327	181.7	16:29:14.903
6	1:35.425	20.576	30.530	44.319	185.2	16:26:30.679	6	1:37.618	20.814	31.091	45.713	181.0	16:30:52.521
7	1:35.581	20.608	30.635	44.338	184.9	16:28:06.260	7	1:36.631	20.696	30.949	44.986	182.9	16:32:29.152
8	2:08.349 B	20.636	30.675	1:17.038	137.7	16:30:14.609	8	1:49.043	20.817	35.132	53.094	162.1	16:34:18.195
70	Yani STEVENHEYDENS					BEL							
	GRS					Dallara 326							
1	4:34.195	3:08.824	35.719	49.652	64.5	16:19:34.195							
2	1:45.694	22.178	33.404	50.112	167.2	16:21:19.889							
3	1:37.556	20.895	31.219	45.442	181.2	16:22:57.445							
4	1:38.205	21.551	31.184	45.470	180.0	16:24:35.650							
5	1:37.090	20.729	31.109	45.252	182.0	16:26:12.740							
6	1:37.423	20.936	31.020	45.467	181.4	16:27:50.163							
7	1:46.828	20.897	33.446	52.485	165.4	16:29:36.991							
8	2:08.014 B	20.872	31.186	1:15.956	138.1	16:31:45.005							