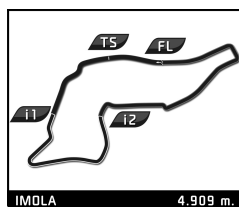


EURO CUP 3



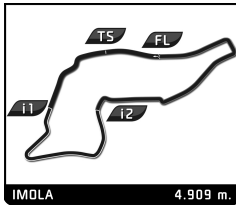
Eurocup3 ROUND 3 - IMOLA Race 1

Sector Analysis

Lap under Red Flag — Invalidated Lap ■ Personal Best ■ Session Best B Crossing the pit lane

Lap	Time	Sector 1	Sector 2	Sector 3	Kph	Elapsed	Lap	Time	Sector 1	Sector 2	Sector 3	Kph	Elapsed
2 Kacper SZUKA POL Tecnicar by Amtog Dallara 326							5 Patrick HEUZENROEDER AUS Griffin Core by Campos Dallara 326						
1	2:01.411	24.120	35.465	1:01.826	145.6	10:00:51.344	1	2:03.897	25.340	36.555	1:02.002	142.6	10:00:53.830
2	3:20.369	58.509	52.353	1:29.507	88.2	10:04:11.713	2	3:18.364	59.125	51.761	1:27.478	89.1	10:04:12.194
3	1:41.130	22.901	32.390	45.839	174.7	10:05:52.843	3	1:42.063	22.924	32.972	46.167	173.2	10:05:54.257
4	1:51.899	20.918	32.226	58.755	157.9	10:07:44.742	4	1:53.094	20.987	32.407	59.700	156.3	10:07:47.351
5	3:06.727	47.888	53.793	1:25.046	94.6	10:10:51.469	5	3:04.828	48.231	53.807	1:22.790	95.6	10:10:52.179
6	1:42.744	23.902	33.199	45.643	172.0	10:12:34.213	6	1:41.999	23.234	32.805	45.960	173.3	10:12:34.178
7	1:38.138	21.196	31.830	45.112	180.1	10:14:12.351	7	1:38.083	21.093	31.497	45.493	180.2	10:14:12.261
8	1:38.336	21.086	31.698	45.552	179.7	10:15:50.687	8	1:38.404	21.097	31.390	45.917	179.6	10:15:50.665
9	1:37.442	20.973	31.284	45.185	181.4	10:17:28.129	9	1:38.344	21.331	31.484	45.529	179.7	10:17:29.009
10	1:37.329	20.939	31.223	45.167	181.6	10:19:05.458	10	1:37.735	20.991	31.317	45.427	180.8	10:19:06.744
11	1:37.060	20.842	31.091	45.127	182.1	10:20:42.518	11	1:37.443	20.839	31.178	45.426	181.4	10:20:44.187
12	2:06.085	21.235	39.786	1:05.064	140.2	10:22:48.603	12	2:06.498	20.969	40.129	1:05.400	139.7	10:22:50.685
13	3:07.249	38.944	57.779	1:30.526	94.4	10:25:55.852	13	3:05.276	38.320	57.254	1:29.702	95.4	10:25:55.961
14	1:39.931	22.065	32.186	45.680	176.8	10:27:35.783	14	1:39.327	21.615	31.772	45.940	177.9	10:27:35.288
15	1:38.638	21.149	32.120	45.369	179.2	10:29:14.421	15	1:38.973	21.563	31.783	45.627	178.6	10:29:14.261
16	1:38.157	20.909	31.730	45.518	180.0	10:30:52.578	16	1:38.195	20.986	31.586	45.623	180.0	10:30:52.456
3 Edouard BORGNA FRA Drivex Dallara 326							6 Stylianos KOLOVOS GRC Drivex Dallara 326						
1	2:15.296	28.408	43.367	1:03.521	130.6	10:01:05.229	1	2:14.681	27.739	43.064	1:03.878	131.2	10:01:04.614
2	3:10.566	1:01.665	49.781	1:19.120	92.7	10:04:15.795	2	3:11.020	1:01.544	49.691	1:19.785	92.5	10:04:15.634
3	1:43.517	22.944	33.354	47.219	170.7	10:05:59.312	3	1:44.505	23.356	33.683	47.466	169.1	10:06:00.139
4	1:57.607	21.746	35.958	59.903	150.3	10:07:56.919	4	1:58.476	21.595	37.233	59.648	149.2	10:07:58.615
5	2:57.947	47.526	53.940	1:16.481	99.3	10:10:54.866	5	2:57.499	48.415	53.872	1:15.212	99.6	10:10:56.114
6	1:44.124	22.877	34.078	47.169	169.7	10:12:38.990	6	1:46.593	23.545	35.036	48.012	165.8	10:12:42.707
7	1:39.592	21.170	32.117	46.305	177.4	10:14:18.582	7	1:40.294	21.172	32.500	46.622	176.2	10:14:23.001
8	1:39.424	21.285	32.031	46.108	177.7	10:15:58.006	8	1:40.027	21.048	31.995	46.984	176.7	10:16:03.028
9	1:38.863	21.134	31.824	45.905	178.8	10:17:36.869	9	1:38.787	21.143	31.885	45.759	178.9	10:17:41.815
10	1:43.491	21.579	32.015	49.897	170.8	10:19:20.360	10	1:39.340	21.072	31.878	46.390	177.9	10:19:21.155
11	1:39.315	21.479	31.720	46.116	177.9	10:20:59.675	11	1:41.151	21.839	33.340	45.972	174.7	10:21:02.306
12	2:08.079	25.777	34.815	1:07.487	138.0	10:23:07.754	12	2:07.639	24.332	34.995	1:08.312	138.5	10:23:09.945
13	2:51.823	35.862	56.052	1:19.909	102.9	10:25:59.577	13	2:50.113	35.448	55.639	1:19.026	103.9	10:26:00.058
14	1:43.720	22.914	33.191	47.615	170.4	10:27:43.297	14	1:44.084	22.878	33.265	47.941	169.8	10:27:44.142
15	1:39.862	21.194	32.193	46.475	177.0	10:29:23.159	15	1:40.591	22.028	32.035	46.528	175.7	10:29:24.733
16	1:39.499	21.180	32.158	46.161	177.6	10:31:02.658	16	1:40.732	21.249	32.469	47.014	175.4	10:31:05.465
4 Ean EYCKMANS BEL MP Motorsport Dallara 326							8 Aiceu FELDMANN BRA MP Motorsport Dallara 326						
1	2:00.281	23.767	34.478	1:02.036	146.9	10:00:50.214	1	2:46.491 B	1:23.527	34.278	48.686	106.1	10:01:36.424
2	3:21.065	57.994	52.652	1:30.419	87.9	10:04:11.279	2	2:41.409	36.073	48.655	1:16.681	109.5	10:04:17.833
3	1:40.715	22.871	31.812	46.032	175.5	10:05:51.994	3	1:43.636	23.010	33.268	47.358	170.5	10:06:01.469
4	1:51.080	21.093	31.258	58.729	159.1	10:07:43.074	4	1:59.523	21.826	37.061	1:00.636	147.9	10:08:00.992
5	3:07.879	48.283	53.934	1:25.662	94.1	10:10:50.953	5	2:56.141	48.220	53.758	1:14.163	100.3	10:10:57.133
6	1:41.108	23.828	31.671	45.609	174.8	10:12:32.061	6	1:45.070	22.935	33.962	48.173	168.2	10:12:42.203
7	1:37.583	21.065	31.180	45.338	181.1	10:14:09.644	7	1:40.196	21.336	32.252	46.608	176.4	10:14:22.399
8	1:37.286	20.921	31.079	45.286	181.7	10:15:46.930	8	1:40.145	20.994	31.724	47.427	176.5	10:16:02.544
9	1:37.181	20.974	31.031	45.176	181.9	10:17:24.111	9	1:38.637	21.076	31.585	45.976	179.2	10:17:41.181
10	1:37.102	21.003	30.982	45.117	182.0	10:19:01.213	10	1:39.356	20.971	31.776	46.609	177.9	10:19:20.537
11	1:37.312	20.976	31.053	45.283	181.6	10:20:38.525	11	1:39.411	22.279	31.577	45.555	177.8	10:20:59.948
12	2:08.354	20.972	42.025	1:05.357	137.7	10:22:46.879	12	2:09.192	25.698	35.137	1:08.357	136.8	10:23:09.140
13	3:08.076	38.498	58.620	1:30.958	94.0	10:25:54.955	13	2:50.677	35.019	56.158	1:19.500	103.5	10:25:59.817
14	1:38.778	21.653	31.691	45.434	178.9	10:27:33.733	14	1:43.973	22.317	33.366	48.290	170.0	10:27:43.790
15	1:37.591	20.975	31.374	45.242	181.1	10:29:11.324	15	1:40.291	21.222	32.119	46.950	176.2	10:29:24.081
16	1:37.136	20.715	31.069	45.352	181.9	10:30:48.460	16	1:39.416	21.294	32.143	45.979	177.8	10:31:03.497

EURO CUP 3



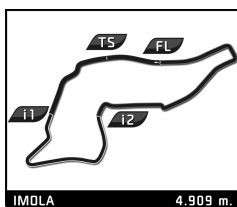
Eurocup3 ROUND 3 - IMOLA Race 1

Sector Analysis

Lap under Red Flag — Invalidated Lap ■ Personal Best ■ Session Best B Crossing the pit lane

Lap	Time	Sector 1	Sector 2	Sector 3	Kph	Elapsed	Lap	Time	Sector 1	Sector 2	Sector 3	Kph	Elapsed		
9	Thomas STRAUVEN						BEL	12	Gianmarco PRADEL						AUS
	Griffin Core by Campos						Dallara 326		MP Motorsport						Dallara 326
1	2:07.926	26.537	38.667	1:02.722	138.1	10:00:57.859	1	2:00.794	23.975	34.879	1:01.940	146.3	10:00:50.727		
2	3:15.567	1:00.040	50.723	1:24.804	90.4	10:04:13.426	2	3:20.706	58.339	52.548	1:29.819	88.1	10:04:11.433		
3	1:42.314	23.031	32.789	46.494	172.7	10:05:55.740	3	1:41.072	22.843	32.248	45.981	174.8	10:05:52.505		
4	1:52.810	21.462	32.190	59.158	156.7	10:07:48.550	4	1:51.066	21.177	31.778	58.111	159.1	10:07:43.571		
5	3:04.063	47.901	53.770	1:22.392	96.0	10:10:52.613	5	3:07.581	48.474	53.635	1:25.472	94.2	10:10:51.152		
6	1:42.674	22.990	33.656	46.028	172.1	10:12:35.287	6	1:46.740	25.807	33.927	47.006	165.6	10:12:37.892		
7	1:38.601	21.060	32.050	45.491	179.2	10:14:13.888	7	1:39.538	21.270	32.189	46.079	177.5	10:14:17.430		
8	1:39.316	20.811	31.878	46.627	177.9	10:15:53.204	8	1:38.626	20.922	32.076	45.628	179.2	10:15:56.056		
9	1:38.548	21.278	31.862	45.408	179.3	10:17:31.752	9	1:38.184	20.776	31.563	45.845	180.0	10:17:34.240		
10	1:37.782	20.798	31.427	45.557	180.7	10:19:09.534	10	1:37.659	20.921	31.454	45.284	181.0	10:19:11.899		
11	1:38.126	20.884	31.547	45.695	180.1	10:20:47.660	11	1:37.419	20.586	31.369	45.464	181.4	10:20:49.318		
12	2:06.675	22.360	39.196	1:05.119	139.5	10:22:54.335	12	2:07.441	23.911	38.390	1:05.140	138.7	10:22:56.759		
13	3:02.077	38.436	57.077	1:26.564	97.1	10:25:56.412	13	3:00.646	38.355	56.875	1:25.416	97.8	10:25:57.405		
14	1:41.873	22.791	33.154	45.928	173.5	10:27:38.285	14	1:41.976	22.125	33.440	46.411	173.3	10:27:39.381		
15	1:39.339	21.000	32.555	45.784	177.9	10:29:17.624	15	1:39.896	21.266	32.746	45.884	176.9	10:29:19.277		
16	1:38.478	20.798	32.001	45.679	179.5	10:30:56.102	16	1:38.686	20.949	31.942	45.795	179.1	10:30:57.963		
10	Enzo TARNVANICHKUL						THA	14	Keanu AL AZHARI						ARE
	Griffin Core by Campos						Dallara 326		Hitech						Dallara 326
1	2:02.585	24.904	35.878	1:01.803	144.2	10:00:52.518	1	1:59.749	23.182	34.515	1:02.052	147.6	10:00:49.682		
2	3:19.543	58.714	52.184	1:28.645	88.6	10:04:12.061	2	3:21.168	57.720	52.827	1:30.621	87.8	10:04:10.850		
3	1:41.370	22.881	32.499	45.990	174.3	10:05:53.431	3	1:40.312	22.808	31.785	45.719	176.2	10:05:51.162		
4	1:52.596	20.864	32.249	59.483	157.0	10:07:46.027	4	1:51.246	20.926	31.221	59.099	158.9	10:07:42.408		
5	3:05.566	47.497	53.796	1:24.273	95.2	10:10:51.593	5	3:08.380	48.231	54.060	1:26.089	93.8	10:10:50.788		
6	1:43.527	23.916	33.488	46.123	170.7	10:12:35.120									
7	1:38.432	21.096	31.687	45.649	179.5	10:14:13.552									
8	1:38.200	20.878	31.744	45.578	180.0	10:15:51.752									
9	1:37.896	20.931	31.628	45.337	180.5	10:17:29.648									
10	1:37.930	20.863	31.550	45.517	180.5	10:19:07.578									
11	1:37.733	20.868	31.379	45.486	180.8	10:20:45.311									
12	2:06.207	20.964	39.496	1:05.747	140.0	10:22:51.518									
13	3:04.542	38.385	56.833	1:29.324	95.8	10:25:56.060									
14	1:41.474	22.810	32.658	46.006	174.2	10:27:37.534									
15	1:39.393	21.253	32.493	45.647	177.8	10:29:16.927									
16	1:38.099	21.055	31.495	45.549	180.1	10:30:55.026									
11	Juan COTA						ESP	16	Bianca BUSTAMANTE						PHL
	TC Racing						Dallara 326		Palou Motorsport						Dallara 326
1	2:17.854	30.203	45.919	1:01.732	128.2	10:01:07.787	1	2:12.654	27.186	41.533	1:03.935	133.2	10:01:02.587		
2	3:09.182	1:02.144	49.145	1:17.893	93.4	10:04:16.969	2	3:11.951	1:01.321	49.777	1:20.853	92.1	10:04:14.538		
3	1:43.596	22.791	33.602	47.203	170.6	10:06:00.565	3	1:43.505	23.083	33.630	46.792	170.7	10:05:58.043		
4	1:57.058	21.298	35.752	1:00.008	151.0	10:07:57.623	4	1:57.006	22.656	33.150	1:01.200	151.0	10:07:55.049		
5	2:57.537	47.981	54.124	1:15.432	99.5	10:10:55.160	5	2:58.783	46.320	54.318	1:18.145	98.8	10:10:53.832		
6	1:45.155	23.108	34.864	47.183	168.1	10:12:40.315	6	1:44.770	23.384	34.387	46.999	168.7	10:12:38.602		
7	1:40.013	21.289	32.355	46.369	176.7	10:14:20.328	7	1:39.683	21.138	32.206	46.339	177.3	10:14:18.285		
8	1:38.689	20.969	31.608	46.112	179.1	10:15:59.017	8	1:39.311	21.245	31.945	46.121	178.0	10:15:57.596		
9	1:39.384	20.899	32.499	45.986	177.8	10:17:38.401	9	1:38.434	20.983	31.614	45.837	179.5	10:17:36.030		
10	1:38.687	20.845	31.979	45.863	179.1	10:19:17.088	10	1:38.215	21.047	31.467	45.701	179.9	10:19:14.245		
11	1:38.106	20.760	31.720	45.626	180.1	10:20:55.194	11	1:38.238	21.010	31.352	45.876	179.9	10:20:52.483		
12	2:08.056	23.752	38.708	1:05.596	138.0	10:23:03.250	12	2:07.440	23.565	37.766	1:06.109	138.7	10:22:59.923		
13	2:55.844	37.151	56.565	1:22.128	100.5	10:25:59.094	13	2:58.311	37.218	57.254	1:23.839	99.1	10:25:58.234		
14	1:42.386	21.981	33.615	46.790	172.6	10:27:41.480	14	1:42.843	21.996	34.139	46.708	171.8	10:27:41.077		
15	1:40.032	21.046	32.489	46.497	176.7	10:29:21.512	15	1:41.255	21.175	33.295	46.785	174.5	10:29:22.332		
16	1:39.421	20.950	32.062	46.409	177.8	10:31:00.933	16	1:39.866	21.449	32.120	46.297	177.0	10:31:02.198		
20	Benjamin BECKLEY						CRI								
	Tecnicar by Amtog						Dallara 326								
1	2:17.324	29.505	45.405	1:02.414	128.7	10:01:07.257									
2	3:09.300	1:01.946	49.186	1:18.168	93.4	10:04:16.557									
3	1:44.233	22.965	33.564	47.704	169.5	10:06:00.790									
4	1:58.978	22.131	36.558	1:00.289	148.5	10:07:59.768									
5	2:56.410	48.172	53.862	1:14.376	100.2	10:10:56.178									
6	1:43.885	22.862	33.726	47.297	170.1	10:12:40.063									
7	1:41.426	21.938	32.293	47.195	174.2	10:14:21.489									
8	1:40.030	20.934	32.015	47.081	176.7	10:16:01.519									

EURO CUP 3



Eurocup3 ROUND 3 - IMOLA Race 1

Sector Analysis

Lap under Red Flag — Invalidated Lap ■ Personal Best ■ Session Best B Crossing the pit lane

Lap	Time	Sector 1	Sector 2	Sector 3	Kph	Elapsed	Lap	Time	Sector 1	Sector 2	Sector 3	Kph	Elapsed
9	1:39.368	21.503	31.900	45.965	177.8	10:17:40.887	9	1:38.814	20.917	32.288	45.609	178.8	10:17:37.083
10	1:39.964	21.012	31.670	47.282	176.8	10:19:20.851	10	1:38.304	21.267	31.524	45.513	179.8	10:19:15.387
11	1:41.899	22.018	33.737	46.144	173.4	10:21:02.750	11	1:37.831	20.975	31.366	45.490	180.6	10:20:53.218
12	2:08.341	25.017	34.903	1:08.421	137.7	10:23:11.091	12	2:07.553	23.819	37.486	1:06.248	138.5	10:23:00.771
13	2:49.379	35.050	55.836	1:18.493	104.3	10:26:00.470	13	2:57.971	37.007	57.676	1:23.288	99.3	10:25:58.742
14	1:43.592	22.282	33.146	48.164	170.6	10:27:44.062	14	1:43.077	21.984	33.950	47.143	171.4	10:27:41.819
15	1:40.036	21.951	31.834	46.251	176.7	10:29:24.098	15	1:40.718	21.068	32.789	46.861	175.5	10:29:22.537
16	1:41.396	21.403	32.663	47.330	174.3	10:31:05.494	16	1:38.812	21.146	31.649	46.017	178.8	10:31:01.349

22	Nacho TUÑON	ESP
Tecnicar by Amtog Dallara 326		
1	2:08.774	26.712 39.090 1:02.972 137.2 10:00:58.707
2	3:14.957	59.755 50.605 1:24.597 90.6 10:04:13.664
3	1:42.423	23.101 32.679 46.643 172.5 10:05:56.087
4	1:53.460	21.580 32.143 59.737 155.8 10:07:49.547
5	3:03.196	47.537 53.811 1:21.848 96.5 10:10:52.743
6	1:43.116	23.526 33.191 46.399 171.4 10:12:35.859
7	1:38.570	21.529 31.726 45.315 179.3 10:14:14.429
8	1:38.243	20.948 31.565 45.730 179.9 10:15:52.672
9	1:37.370	20.991 31.226 45.153 181.5 10:17:30.042
10	1:37.869	20.769 31.630 45.470 180.6 10:19:07.911
11	1:37.665	20.824 31.612 45.229 180.9 10:20:45.576
12	2:06.576	21.030 39.822 1:05.724 139.6 10:22:52.152
13	3:04.038	38.691 56.596 1:28.751 96.0 10:25:56.190
14	1:41.445	22.676 33.049 45.720 174.2 10:27:37.635
15	1:39.612	21.190 32.813 45.609 177.4 10:29:17.247
16	1:38.184	21.055 31.773 45.356 180.0 10:30:55.431

23	Stefan BOSTANDJIEV	BGR
Hitech Dallara 326		
1	2:12.206	26.997 40.982 1:04.227 133.7 10:01:02.139
2	3:12.103	1:01.256 49.520 1:21.327 92.0 10:04:14.242
3	1:42.929	23.187 33.021 46.721 171.7 10:05:57.171
4	1:56.142	22.148 33.083 1:00.911 152.2 10:07:53.313
5	3:00.014	46.951 54.271 1:18.792 98.2 10:10:53.327
6	1:44.206	23.699 33.717 46.790 169.6 10:12:37.533
7	1:39.255	20.921 32.052 46.282 178.1 10:14:16.788
8	1:39.721	21.156 32.095 46.470 177.2 10:15:56.509
9	1:38.418	20.844 32.050 45.524 179.6 10:17:34.927
10	1:38.302	20.963 31.554 45.785 179.8 10:19:13.229
11	1:38.307	20.922 31.568 45.817 179.8 10:20:51.536
12	2:07.743	23.396 37.780 1:06.567 138.3 10:22:59.279
13	2:58.715	37.096 57.207 1:24.412 98.9 10:25:57.994
14	1:42.217	21.838 33.843 46.536 172.9 10:27:40.211
15	1:40.125	21.276 32.453 46.396 176.5 10:29:20.336
16	1:39.340	21.107 31.841 46.392 177.9 10:30:59.676

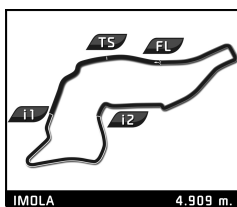
26	Tommy HARFIELD	GBR
Double R Dallara 326		
1	2:23.881	35.126 42.574 1:06.181 122.8 10:01:13.814
2	3:03.514	56.878 49.137 1:17.499 96.3 10:04:17.328
3	1:43.626	22.624 33.676 47.326 170.5 10:06:00.954
4	1:57.273	21.492 35.858 59.923 150.7 10:07:58.227
5	2:57.239	48.148 53.962 1:15.129 99.7 10:10:55.466
6	1:44.066	23.019 34.053 46.994 169.8 10:12:39.532
7	1:39.414	21.373 32.135 45.906 177.8 10:14:18.946
8	1:39.323	21.042 32.146 46.135 177.9 10:15:58.269

27	Heitor DALL'AGNOL	BRA
Palou Motorsport Dallara 326		
1	1:59.297	22.953 34.380 1:01.964 148.1 10:00:49.230
2	3:21.372	57.577 52.812 1:30.983 87.8 10:04:10.602
3	1:39.625	22.597 31.614 45.414 177.4 10:05:50.227
4	1:51.806	21.067 31.372 59.367 158.1 10:07:42.033
5	3:08.177	47.771 54.270 1:26.136 93.9 10:10:50.210
6	1:39.767	22.463 31.892 45.412 177.1 10:12:29.977
7	1:37.873	21.041 31.554 45.278 180.6 10:14:07.850
8	1:37.118	20.871 31.115 45.132 182.0 10:15:44.968
9	1:36.522	20.743 30.860 44.919 183.1 10:17:21.490
10	1:36.735	20.815 30.943 44.977 182.7 10:18:58.225
11	1:37.282	20.781 31.139 45.362 181.7 10:20:35.507
12	2:10.853	20.812 44.592 1:05.449 135.1 10:22:46.360
13	3:08.112	38.216 58.874 1:31.022 93.9 10:25:54.472
14	1:38.115	21.448 31.421 45.246 180.1 10:27:32.587
15	1:37.462	20.939 31.237 45.286 181.3 10:29:10.049
16	1:37.263	20.697 31.336 45.230 181.7 10:30:47.312

31	Renzo BARBUY	ARG
TC Racing Dallara 326		
1	2:13.988	27.891 42.394 1:03.703 131.9 10:01:03.921
2	3:11.480	1:01.597 49.552 1:20.331 92.3 10:04:15.401
3	1:43.371	22.795 33.590 46.986 171.0 10:05:58.772
4	1:56.779	22.126 34.080 1:00.573 151.3 10:07:55.551
5	2:58.666	47.567 53.580 1:17.519 98.9 10:10:54.217
6	1:45.098	23.325 34.789 46.984 168.2 10:12:39.315
7	1:41.336	21.538 32.717 47.081 174.4 10:14:20.651
8	1:39.322	21.184 31.743 46.395 177.9 10:15:59.973
9	1:39.794	21.027 31.909 46.858 177.1 10:17:39.767
10	1:39.172	21.182 31.847 46.143 178.2 10:19:18.939
11	1:38.431	20.941 31.720 45.770 179.5 10:20:57.370
12	2:09.041	23.550 38.108 1:07.383 137.0 10:23:06.411
13	2:53.099	36.188 56.279 1:20.632 102.1 10:25:59.510
14	1:42.885	22.270 33.561 47.054 171.8 10:27:42.395
15	1:41.376	21.251 32.525 47.600 174.3 10:29:23.771
16	1:39.597	21.495 31.941 46.161 177.4 10:31:03.368

33	Rafael PERARD	FRA
Palou Motorsport Dallara 326		
1	2:42.350 B	26.587 50.336 1:25.427 108.9 10:01:32.283
2	2:45.669	1:02.491 34.067 1:09.111 106.7 10:04:17.952
3	1:43.816	22.986 33.488 47.342 170.2 10:06:01.768
4	2:00.031	21.669 37.657 1:00.705 147.2 10:08:01.799
5	2:55.448	48.212 53.864 1:13.372 100.7 10:10:57.247
6	1:45.071	22.587 33.623 48.861 168.2 10:12:42.318
7	1:39.801	21.049 32.041 46.711 177.1 10:14:22.119
8	1:39.386	20.806 31.730 46.850 177.8 10:16:01.505

EURO CUP 3



Eurocup3 ROUND 3 - IMOLA Race 1

Sector Analysis

Lap under Red Flag — Invalidated Lap ■ Personal Best ■ Session Best B Crossing the pit lane

Lap	Time	Sector 1	Sector 2	Sector 3	Kph	Elapsed	Lap	Time	Sector 1	Sector 2	Sector 3	Kph	Elapsed
9	1:38.193	21.134	31.520	45.539	180.0	10:17:39.698	11	1:37.337	20.878	31.131	45.328	181.6	10:20:40.827
10	1:38.171	20.744	31.662	45.765	180.0	10:19:17.869	12	2:07.249	21.004	40.470	1:05.775	138.9	10:22:48.076
11	1:38.064	20.705	31.653	45.706	180.2	10:20:55.933	13	3:07.033	38.661	58.022	1:30.350	94.5	10:25:55.109
12	2:08.951	23.759	38.829	1:06.363	137.0	10:23:04.884	14	1:40.413	22.575	32.160	45.678	176.0	10:27:35.522
13	2:54.297	35.993	57.260	1:21.044	101.4	10:25:59.181	15	1:37.796	21.160	31.409	45.227	180.7	10:29:13.318
14	<u>1:42.832</u>	22.031	33.709	<u>47.092</u>	171.9	10:27:42.013	16	1:38.355	21.007	31.598	45.750	179.7	10:30:51.673

37		Filippo FIORENTINO		BRA		
Drivex				Dallara 326		
1	2:10.997	26.721	40.476	1:03.800	134.9	10:01:00.930
2	3:13.159	1:00.844	50.203	1:22.112	91.5	10:04:14.089
3	1:42.561	23.040	32.957	46.564	172.3	10:05:56.650
4	1:55.491	22.533	32.119	1:00.839	153.0	10:07:52.141
5	3:00.970	47.348	54.200	1:19.422	97.7	10:10:53.111
6	1:43.165	23.502	33.370	46.293	171.3	10:12:36.276
7	1:39.507	21.429	32.198	45.880	177.6	10:14:15.783
8	1:38.082	21.033	31.499	45.550	180.2	10:15:53.865
9	1:38.305	21.072	31.625	45.608	179.8	10:17:32.170
10	1:37.972	20.932	31.462	45.578	180.4	10:19:10.142
11	1:38.868	20.853	31.432	46.583	178.7	10:20:49.010
12	2:06.791	23.238	38.869	1:04.684	139.4	10:22:55.801
13	3:01.367	38.317	57.155	1:25.895	97.4	10:25:57.168
14	1:42.450	22.136	33.845	46.469	172.5	10:27:39.618
15	1:40.061	21.100	32.933	46.028	176.6	10:29:19.679
16	1:38.613	20.886	31.983	45.744	179.2	10:30:58.292

39		Santino PANETTA		ARG		
Hitech				Dallara 326		
1	2:10.506	26.812	39.833	1:03.861	135.4	10:01:00.439
2	3:13.440	1:00.347	50.585	1:22.508	91.4	10:04:13.879
3	1:42.460	23.008	32.800	46.652	172.5	10:05:56.339
4	1:55.012	21.673	32.501	1:00.838	153.7	10:07:51.351
5	3:01.529	47.321	54.401	1:19.807	97.4	10:10:52.880
6	1:43.176	23.482	33.362	46.332	171.3	10:12:36.056
7	1:39.095	21.466	32.035	45.594	178.3	10:14:15.151
8	1:37.924	20.812	31.607	45.505	180.5	10:15:53.075
9	1:37.671	21.076	31.378	45.217	180.9	10:17:30.746
10	1:37.561	20.737	31.466	45.358	181.1	10:19:08.307
11	1:37.984	20.742	31.711	45.531	180.4	10:20:46.291
12	2:07.536	21.459	40.733	1:05.344	138.6	10:22:53.827
13	3:02.457	38.069	56.970	1:27.418	96.9	10:25:56.284
14	1:42.435	22.824	33.354	46.257	172.5	10:27:38.719
15	1:40.169	21.514	32.878	45.777	176.4	10:29:18.888
16	1:38.471	20.874	31.956	45.641	179.5	10:30:57.359

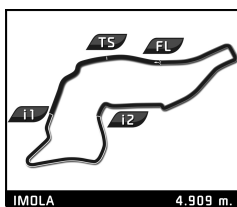
41		Alex POWELL		USA		
Griffin Core by Campos				Dallara 326		
1	2:04.692	25.554	37.036	1:02.102	141.7	10:00:54.625
2	3:17.805	59.278	51.529	1:26.998	89.3	10:04:12.430
3	1:41.353	22.830	32.520	46.003	174.4	10:05:53.783
4	1:52.911	20.987	32.322	59.602	156.5	10:07:46.694
5	3:05.119	47.965	53.684	1:23.470	95.5	10:10:51.813
6	1:41.656	23.305	32.756	45.595	173.8	10:12:33.469
7	1:37.986	20.927	31.524	45.535	180.4	10:14:11.455
8	1:37.515	20.911	31.213	45.391	181.2	10:15:48.970
9	1:37.148	20.872	31.136	45.140	181.9	10:17:26.118
10	1:37.372	20.908	31.254	45.210	181.5	10:19:03.490

44		Rayan CARETTI		FRA		
GRS				Dallara 326		
1	2:25.651	35.916	43.184	1:06.551	121.3	10:01:15.584
2	3:02.126	55.983	48.770	1:17.373	97.0	10:04:17.710
3	1:43.588	22.734	33.394	47.460	170.6	10:06:01.298
4	1:59.163	21.859	36.769	1:00.535	148.3	10:08:00.461
5	2:56.160	48.034	53.705	1:14.421	100.3	10:10:56.621
6	1:44.466	23.107	33.959	47.400	169.2	10:12:41.087
7	1:41.551	21.119	32.747	47.685	174.0	10:14:22.638
8	1:40.235	21.019	31.916	47.300	176.3	10:16:02.873

48		James EGOZI		USA		
Palou Motorsport				Dallara 326		
1	1:57.967	22.595	32.884	1:02.488	149.8	10:00:47.900
2	3:22.352	57.315	53.578	1:31.459	87.3	10:04:10.252
3	1:39.214	22.451	31.395	45.368	178.1	10:05:49.466
4	1:51.543	21.043	31.483	59.017	158.4	10:07:41.009
5	3:08.945	47.400	54.531	1:27.014	93.5	10:10:49.954
6	1:39.475	22.509	31.488	45.478	177.7	10:12:29.429
7	1:37.502	21.097	31.216	45.189	181.3	10:14:06.931
8	1:36.770	20.941	31.008	44.821	182.6	10:15:43.701
9	1:35.964	20.662	30.818	44.484	184.2	10:17:19.665
10	1:36.945	20.904	31.089	44.952	182.3	10:18:56.610

77		Bart HARRISON		GBR		
Double R				Dallara 326		
1	2:06.913	26.406	37.689	1:02.818	139.2	10:00:56.846
2	3:16.309	59.756	50.899	1:25.654	90.0	10:04:13.155
3	1:42.120	23.137	32.531	46.452	173.1	10:05:55.275
4	2:07.215	33.670	34.119	59.426	138.9	10:08:02.490
5	2:54.866	48.615	53.917	1:12.334	101.1	10:10:57.356
6	1:44.379	22.825	33.988	47.566	169.3	10:12:41.735
7	1:39.075	20.823	31.920	46.332	178.4	10:14:20.810
8	1:38.530	21.212	31.785	45.533	179.4	10:15:59.340
9	1:38.180	20.929	31.639	45.612	180.0	10:17:37.520
10	1:39.129	21.119	31.978	46.032	178.3	10:19:16.649
11	1:37.183	20.738	31.253	45.192	181.8	10:20:53.832
12	2:08.521	24.152	37.620	1:06.749	137.5	10:23:02.353
13	2:56.454	36.828	57.059	1:22.567	100.2	10:25:58.807
14	1:41.751	21.672	33.552	46.527	173.7	10:27:40.558
15	<u>1:40.524</u>	21.277	32.621	<u>46.626</u>	175.8	10:29:21.082
16	<u>1:50.286</u>	20.970	32.071	<u>57.245</u>	160.2	10:31:11.368

84		Genaro TRAPPA		ARG		
Hitech				Dallara 326		
1	2:06.050	25.775	37.498	1:02.777	140.2	10:00:55.983
2	3:16.949	59.721	51.294	1:25.934	89.7	10:04:12.932
3	1:42.193	22.944	32.708	46.541	172.9	10:05:55.125



Eurocup3 ROUND 3 - IMOLA Race 1

Sector Analysis

■ Lap under Red Flag
 ■ Invalidated Lap
 ■ Personal Best
 ■ Session Best
 ■ Crossing the pit lane

Lap	Time	Sector 1	Sector 2	Sector 3	Kph	Elapsed	Lap	Time	Sector 1	Sector 2	Sector 3	Kph	Elapsed
91 Lorenzo CAMPOS							AGO						
Double R							Dallara 326						
1	2:13.384	27.357	41.840	1:04.187	132.5	10:01:03.317							
2	3:11.862	1:01.423	49.513	1:20.926	92.1	10:04:15.179							
3	1:43.042	22.742	33.502	46.798	171.5	10:05:58.221							
4	1:55.972	22.158	32.544	1:01.270	152.4	10:07:54.193							
5	2:59.258	46.591	54.309	1:18.358	98.6	10:10:53.451							
6	1:43.406	23.293	33.446	46.667	170.9	10:12:36.857							
7	1:39.259	21.115	32.237	45.907	178.0	10:14:16.116							
8	1:38.645	21.098	31.804	45.743	179.2	10:15:54.761							
9	1:38.908	21.384	31.794	45.730	178.7	10:17:33.669							
10	1:38.016	20.931	31.566	45.519	180.3	10:19:11.685							
11	1:38.338	21.045	31.627	45.666	179.7	10:20:50.023							
12	2:07.617	23.686	38.438	1:05.493	138.5	10:22:57.640							
13	3:00.213	37.800	57.067	1:25.346	98.1	10:25:57.853							
14	1:42.513	22.204	33.820	46.489	172.4	10:27:40.366							
15	1:40.329	21.152	32.721	46.456	176.1	10:29:20.695							
16	1:40.393	21.029	31.925	47.439	176.0	10:31:01.088							
99 René LAMMERS							NLD						
MP Motorsport							Dallara 326						
1	2:16.795	28.930	44.967	1:02.898	129.2	10:01:06.728							
2	3:09.400	1:01.157	49.688	1:18.555	93.3	10:04:16.128							
3	1:43.443	22.968	33.314	47.161	170.8	10:05:59.571							
4	1:56.806	21.542	34.865	1:00.399	151.3	10:07:56.377							
5	2:58.041	47.500	53.771	1:16.770	99.3	10:10:54.418							
6	1:43.543	22.986	33.743	46.814	170.7	10:12:37.961							
7	1:38.921	20.974	31.989	45.958	178.7	10:14:16.882							
8	1:38.159	20.864	31.739	45.556	180.0	10:15:55.041							
9	1:37.560	20.964	31.367	45.229	181.1	10:17:32.601							
10	1:37.881	20.866	31.520	45.495	180.5	10:19:10.482							
11	1:37.874	20.824	31.543	45.507	180.6	10:20:48.356							
12	2:06.730	22.765	38.795	1:05.170	139.4	10:22:55.086							
13	3:01.695	38.526	57.008	1:26.161	97.3	10:25:56.781							
14	1:42.070	22.418	33.540	46.112	173.1	10:27:38.851							
15	1:39.706	21.435	32.468	45.803	177.2	10:29:18.557							
16	1:37.814	21.062	31.443	45.309	180.7	10:30:56.371							