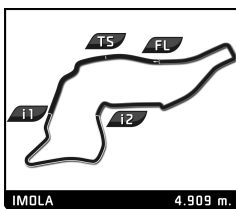













EURO CUP 3



Eurocup3 ROUND 3 - IMOLA Race 1

Flag Analysis

Flag	Time
	GREEN FLAG 09:58:49.933
	YELLOW FLAG AT SECTOR 1 09:59:19.450
	SAFETY CAR 09:59:34.199
	GREEN FLAG 10:03:38.982
	YELLOW FLAG AT SECTOR 1 10:06:14.856
	SAFETY CAR 10:06:42.623
	GREEN FLAG 10:10:28.044
	YELLOW FLAG AT SECTOR 2 10:20:30.650
	SAFETY CAR 10:20:55.218
	GREEN FLAG 10:25:31.900
	CHEQUERED FLAG 10:30:47.312