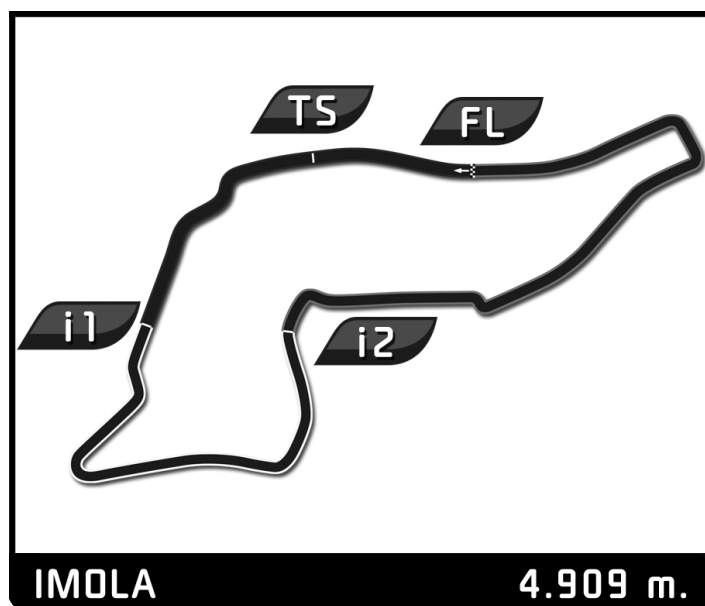
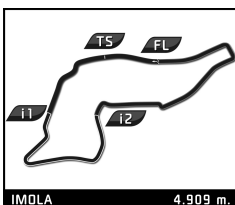


# ROUND 3 - IMOLA

## Eurocup3 Results Booklet



# EURO CUP 3



## Eurocup3 ROUND 3 - IMOLA Official Collective Test 1

### Classification

No	Driver	Nat	Team	Car	Cl.	Time	Lap Total	Gap	Kph
1	2 Kacper SZTUKA	POL	Tecnicar by Amtog	Dallara 326		1:36.451	20 21	- -	183.2
2	14 Keanu AL AZHARI	ARE	Hitech	Dallara 326		1:36.565	18 20	+0.114 +0.114	183.0
3	48 James EGOZI	USA	Palou Motorsport	Dallara 326		1:36.568	19 21	+0.117 +0.003	183.0
4	41 Alex POWELL	USA	Griffin Core by Campos	Dallara 326	R	1:36.877	19 22	+0.426 +0.309	182.4
5	27 Heitor DALL'AGNOL	BRA	Palou Motorsport	Dallara 326	R	1:36.983	22 23	+0.532 +0.106	182.2
6	10 Enzo TARNVANICHKUL	THA	Griffin Core by Campos	Dallara 326		1:37.051	17 21	+0.600 +0.068	182.1
7	99 René LAMMERS	NLD	MP Motorsport	Dallara 326	R	1:37.053	19 19	+0.602 +0.002	182.1
8	9 Thomas STRAUVEN	BEL	Griffin Core by Campos	Dallara 326	R	1:37.073	21 21	+0.622 +0.020	182.1
9	5 Patrick HEUZENROEDER	AUS	Griffin Core by Campos	Dallara 326		1:37.149	19 22	+0.698 +0.076	181.9
10	4 Ean EYCKMANS	BEL	MP Motorsport	Dallara 326	R	1:37.193	16 17	+0.742 +0.044	181.8
11	7 Christopher EL FEGHALI	LBN	Drivex	Dallara 326	R	1:37.237	21 23	+0.786 +0.044	181.7
12	84 Genaro TRAPPA	ARG	Hitech	Dallara 326	R	1:37.430	19 20	+0.979 +0.193	181.4
13	77 Bart HARRISON	GBR	Double R	Dallara 326	R	1:37.492	17 18	+1.041 +0.062	181.3
14	33 Rafael PERARD	FRA	Palou Motorsport	Dallara 326	R	1:37.576	22 23	+1.125 +0.084	181.1
15	91 Lorenzo CAMPOS	AGO	Double R	Dallara 326	R	1:37.889	17 20	+1.438 +0.313	180.5
16	8 Alceu FELDMANN	BRA	MP Motorsport	Dallara 326		1:37.902	18 20	+1.451 +0.013	180.5
17	37 Filippo FIORENTINO	BRA	Drivex	Dallara 326	R	1:37.903	22 23	+1.452 +0.001	180.5
18	39 Santino PANETTA	ARG	Hitech	Dallara 326	R	1:37.952	8 10	+1.501 +0.049	180.4
19	23 Stefan BOSTANDJIEV	BGR	Hitech	Dallara 326		1:37.976	19 21	+1.525 +0.024	180.4
20	26 Tommy HARFIELD	GBR	Double R	Dallara 326	R	1:38.218	21 21	+1.767 +0.242	179.9
21	12 Gianmarco PRADEL	AUS	MP Motorsport	Dallara 326		1:38.259	12 14	+1.808 +0.041	179.9
22	70 Jakob BERGMEISTER	DEU	GRS	Dallara 326		1:38.276	22 22	+1.825 +0.017	179.8
23	11 Juan COTA	ESP	TC Racing	Dallara 326	R	1:38.311	19 20	+1.860 +0.035	179.8
24	20 Benjamin BECKLEY	CRI	Tecnicar by Amtog	Dallara 326	R	1:38.381	18 20	+1.930 +0.070	179.6
25	6 Stylianos KOLOVOS	GRC	Drivex	Dallara 326	R	1:38.494	20 23	+2.043 +0.113	179.4
26	3 Edouard BORGNA	FRA	Drivex	Dallara 326		1:38.576	20 20	+2.125 +0.082	179.3
27	16 Bianca BUSTAMANTE	PHL	Palou Motorsport	Dallara 326		1:38.696	19 21	+2.245 +0.120	179.1
28	44 Rayan CARETTI	FRA	GRS	Dallara 326	R	1:38.913	23 23	+2.462 +0.217	178.7
29	22 Nacho TUÑON	ESP	Tecnicar by Amtog	Dallara 326		1:38.934	12 13	+2.483 +0.021	178.6
30	31 Renzo BARBUY	ARG	TC Racing	Dallara 326	R	1:39.570	18 19	+3.119 +0.636	177.5

Fastest Lap: Lap 20 Kacper SZTUKA 1:36.451 183.2 Kph

CAR #39 - BEST LAP TIME DELETED - CAUSING A RED FLAG - Art. 30.7  
 CAR #22 - BEST LAP TIME DELETED - CAUSING A RED FLAG - Art. 30.7  
 CAR #4 - POOR GPS SIGNAL - CHECK GPS ANTENNA CONNECTION

Published at: 14:35

Track Status: DRY

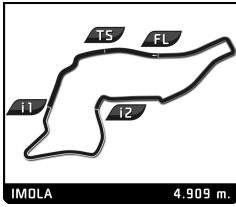
Race Director:

Luis GONZÁLEZ

Timekeeper:

Alberto ESTÉBANEZ

# EURO CUP 3



## Eurocup3 ROUND 3 - IMOLA Official Collective Test 1 Classification by Class

No	Driver	Nat	Team	Car	Time	Lap Total	Gap	Kph
<b>R</b>								
1	41 Alex POWELL	USA	Griffin Core by Campos	Dallara 326	1:36.877	19 22		182.4
2	27 Heitor DALL'AGNOL	BRA	Palou Motorsport	Dallara 326	1:36.983	22 23	+0.106 +0.106	182.2
3	99 René LAMMERS	NLD	MP Motorsport	Dallara 326	1:37.053	19 19	+0.176 +0.070	182.1
4	9 Thomas STRAUVEN	BEL	Griffin Core by Campos	Dallara 326	1:37.073	21 21	+0.196 +0.020	182.1
5	4 Ean EYCKMANS	BEL	MP Motorsport	Dallara 326	1:37.193	16 17	+0.316 +0.120	181.8
6	7 Christopher EL FEGHALI	LBN	Drivex	Dallara 326	1:37.237	21 23	+0.360 +0.044	181.7
7	84 Genaro TRAPPA	ARG	Hitech	Dallara 326	1:37.430	19 20	+0.553 +0.193	181.4
8	77 Bart HARRISON	GBR	Double R	Dallara 326	1:37.492	17 18	+0.615 +0.062	181.3
9	33 Rafael PERARD	FRA	Palou Motorsport	Dallara 326	1:37.576	22 23	+0.699 +0.084	181.1
10	91 Lorenzo CAMPOS	AGO	Double R	Dallara 326	1:37.889	17 20	+1.012 +0.313	180.5
11	37 Filippo FIORENTINO	BRA	Drivex	Dallara 326	1:37.903	22 23	+1.026 +0.014	180.5
12	39 Santino PANETTA	ARG	Hitech	Dallara 326	1:37.952	8 10	+1.075 +0.049	180.4
13	26 Tommy HARFIELD	GBR	Double R	Dallara 326	1:38.218	21 21	+1.341 +0.266	179.9
14	11 Juan COTA	ESP	TC Racing	Dallara 326	1:38.311	19 20	+1.434 +0.093	179.8
15	20 Benjamin BECKLEY	CRI	Tecnicar by Amtog	Dallara 326	1:38.381	18 20	+1.504 +0.070	179.6
16	6 Stylianos KOLOVOS	GRC	Drivex	Dallara 326	1:38.494	20 23	+1.617 +0.113	179.4
17	44 Rayan CARETTI	FRA	GRS	Dallara 326	1:38.913	23 23	+2.036 +0.419	178.7
18	31 Renzo BARBUY	ARG	TC Racing	Dallara 326	1:39.570	18 19	+2.693 +0.657	177.5

CAR #39 - BEST LAPTIME DELETED - CAUSING A RED FLAG - Art. 30.7  
 CAR #22 - BEST LAPTIME DELETED - CAUSING A RED FLAG - Art. 30.7  
 CAR #4 - POOR GPS SIGNAL - CHECK GPS ANTENNA CONNECTION

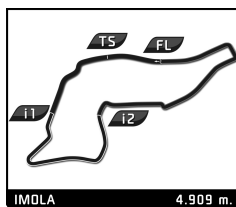
Published at: .....14:35.....

Track Status: **DRY**

**Race Director:**  
Luis GONZÁLEZ

**Timekeeper:**  
Alberto ESTÉBANEZ

# EURO CUP 3

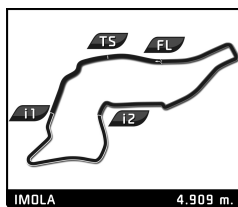


## Eurocup3 ROUND 3 - IMOLA Official Collective Test 1

### Best Top Speed

No Driver	Team	Class	Top 1		Top 2		Top 3		Top 4		Top 5		Avg
			Kph	Lap	Kph	Lap	Kph	Lap	Kph	Lap	Kph	Lap	
41 Alex POWELL	Griffin Core by Campos	R	261.5	5	259.6	7	257.8	22	257.1	20	256.5	19	258,5
9 Thomas STRAUVEN	Griffin Core by Campos	R	260.2	4	259.6	7	258.4	3	258.4	19	258.4	20	259,0
44 Rayan CARETTI	GRS	R	260.2	21	258.4	14	257.8	22	257.1	16	256.5	13	258,0
10 Enzo TARNVANICHKUL	Griffin Core by Campos		259.6	6	259.0	13	258.4	5	257.8	7	257.8	17	258,5
5 Patrick HEUZENROEDER	Griffin Core by Campos		258.4	5	258.4	6	257.8	4	257.8	7	257.8	21	258,0
2 Kacper SZTUKA	Tecnicar by Amtog		257.8	19	255.9	18	255.3	4	254.7	6	254.7	21	255,7
26 Tommy HARFIELD	Double R	R	257.8	14	254.1	4	254.1	13	253.5	12	253.5	19	254,6
39 Santino PANETTA	Hitech	R	257.8	4	253.5	10	252.9	6	252.9	9	252.3	8	253,9
14 Keanu AL AZHARI	Hitech		256.5	17	253.5	16	253.5	18	253.5	19	252.9	6	254,0
31 Renzo BARBUY	TC Racing	R	256.5	8	253.5	6	252.9	18	252.9	19	251.7	5	253,5
27 Heitor DALL'AGNOL	Palou Motorsport	R	255.9	8	254.7	18	254.1	10	254.1	19	254.1	20	254,6
3 Edouard BORGNA	Drivex		255.3	9	252.9	4	252.9	7	252.9	8	252.9	20	253,4
23 Stefan BOSTANDJIEV	Hitech		255.3	8	254.7	10	254.7	21	253.5	11	252.9	6	254,2
33 Rafael PERARD	Palou Motorsport	R	255.3	9	254.7	6	254.7	10	254.1	8	254.1	19	254,6
48 James EGOZI	Palou Motorsport		255.3	7	254.1	6	254.1	8	254.1	9	254.1	10	254,3
84 Genaro TRAPPA	Hitech	R	255.3	8	254.7	7	254.7	9	254.7	18	254.7	19	254,8
7 Christopher EL FEGHALI	Drivex	R	254.7	21	254.1	6	254.1	7	253.5	8	253.5	10	254,0
37 Filippo FIORENTINO	Drivex	R	254.7	8	253.5	7	253.5	21	252.9	9	252.3	5	253,4
77 Bart HARRISON	Double R	R	254.7	18	254.1	7	254.1	13	254.1	14	254.1	17	254,2
91 Lorenzo CAMPOS	Double R	R	254.7	18	254.7	20	254.1	19	253.5	13	253.5	14	254,1
4 Ean EYCKMANS	MP Motorsport	R	254.1	5	253.5	17	252.3	7	251.7	6	251.7	11	252,7
6 Stylianos KOLOVOS	Drivex	R	254.1	22	252.9	15	252.3	8	252.3	19	251.7	13	252,7
22 Nacho TUÑON	Tecnicar by Amtog		254.1	9	252.3	12	251.7	7	251.7	13	251.2	4	252,2
99 René LAMMERS	MP Motorsport	R	254.1	5	252.3	7	252.3	8	252.3	19	251.7	13	252,5
8 Alceu FELDMANN	MP Motorsport		253.5	4	252.3	6	252.3	11	252.3	19	251.7	10	252,4
16 Bianca BUSTAMANTE	Palou Motorsport		253.5	17	253.5	19	252.9	7	252.3	8	251.7	14	252,8
20 Benjamin BECKLEY	Tecnicar by Amtog	R	253.5	18	252.9	19	252.3	5	252.3	7	252.3	8	252,7
12 Gianmarco PRADEL	MP Motorsport		252.9	4	251.7	5	251.2	13	250.6	3	250.6	8	251,4
70 Jakob BERGMEISTER	GRS		252.9	20	252.3	13	252.3	19	251.7	14	251.2	12	252,1
11 Juan COTA	TC Racing	R	252.3	19	252.3	20	251.2	13	251.2	14	251.2	17	251,6

# EURO CUP 3

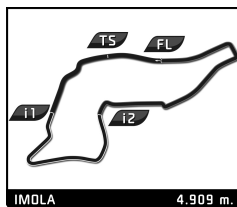


## Eurocup3 ROUND 3 - IMOLA Official Collective Test 1

### Best Sector Times

Sector 1			Sector 2			Sector 3			Ideal Lap	Best Lap
Pos	No Driver	Time	No Driver	Time	No Driver	Time	Pos	No Driver		
1	14 K.AL AZHARI	20.655	2 K.SZTUKA	30.899	48 J.EGOZI	44.804	1	2 K.SZTUKA	1:36.446	1:36.451 (1)
2	5 P.HEUZENROEDER	20.687	99 R.LAMMERS	30.906	14 K.AL AZHARI	44.849	2	48 J.EGOZI	1:36.451	1:36.568 (3)
3	2 K.SZTUKA	20.689	48 J.EGOZI	30.935	2 K.SZTUKA	44.858	3	14 K.AL AZHARI	1:36.487	1:36.565 (2)
4	7 C.EL FEGHALI	20.710	14 K.AL AZHARI	30.983	10 E.TARNVANICHKUL	44.997	4	41 A.POWELL	1:36.816	1:36.877 (4)
5	48 J.EGOZI	20.712	41 A.POWELL	31.058	27 H.DALL'AGNOL	45.020	5	10 E.TARNVANICHKUL	1:36.857	1:37.051 (6)
6	41 A.POWELL	20.729	7 C.EL FEGHALI	31.066	41 A.POWELL	45.029	6	99 R.LAMMERS	1:36.870	1:37.053 (7)
7	84 G.TRAPPA	20.752	4 E.EYCKMANS	31.091	4 E.EYCKMANS	45.081	7	4 E.EYCKMANS	1:36.925	1:37.193 (10)
8	10 E.TARNVANICHKUL	20.752	10 E.TARNVANICHKUL	31.108	9 T.STRAUVEN	45.124	8	27 H.DALL'AGNOL	1:36.983	1:36.983 (5)
9	4 E.EYCKMANS	20.753	27 H.DALL'AGNOL	31.125	33 R.PERARD	45.183	9	9 T.STRAUVEN	1:37.073	1:37.073 (8)
10	9 T.STRAUVEN	20.768	9 T.STRAUVEN	31.181	99 R.LAMMERS	45.190	10	7 C.EL FEGHALI	1:37.119	1:37.237 (11)
11	99 R.LAMMERS	20.774	5 P.HEUZENROEDER	31.236	77 B.HARRISON	45.205	11	5 P.HEUZENROEDER	1:37.149	1:37.149 (9)
12	33 R.PERARD	20.796	84 G.TRAPPA	31.305	5 P.HEUZENROEDER	45.226	12	84 G.TRAPPA	1:37.297	1:37.430 (12)
13	39 S.PANETTA	20.801	8 A.FELDMANN	31.313	84 G.TRAPPA	45.240	13	33 R.PERARD	1:37.375	1:37.576 (14)
14	77 B.HARRISON	20.812	37 F.FIORENTINO	31.336	7 C.EL FEGHALI	45.343	14	77 B.HARRISON	1:37.492	1:37.492 (13)
15	27 H.DALL'AGNOL	20.838	23 S.BOSTANDJIEV	31.345	23 S.BOSTANDJIEV	45.451	15	23 S.BOSTANDJIEV	1:37.666	1:37.976 (19)
16	91 L.CAMPOS	20.862	12 G.PRADEL	31.381	91 L.CAMPOS	45.483	16	39 S.PANETTA	1:37.744	1:37.952 (18)
17	44 R.CARETTI	20.868	39 S.PANETTA	31.395	8 A.FELDMANN	45.522	17	37 F.FIORENTINO	1:37.786	1:37.903 (17)
18	23 S.BOSTANDJIEV	20.870	33 R.PERARD	31.396	12 G.PRADEL	45.545	18	91 L.CAMPOS	1:37.851	1:37.889 (15)
19	37 F.FIORENTINO	20.882	77 B.HARRISON	31.475	39 S.PANETTA	45.548	19	8 A.FELDMANN	1:37.870	1:37.902 (16)
20	20 B.BECKLEY	20.929	70 J.BERGMEISTER	31.477	37 F.FIORENTINO	45.568	20	12 G.PRADEL	1:37.991	1:38.259 (21)
21	26 T.HARFIELD	20.964	91 L.CAMPOS	31.506	11 J.COTA	45.668	21	26 T.HARFIELD	1:38.142	1:38.218 (20)
22	70 J.BERGMEISTER	20.983	26 T.HARFIELD	31.507	26 T.HARFIELD	45.671	22	70 J.BERGMEISTER	1:38.213	1:38.276 (22)
23	8 A.FELDMANN	21.035	11 J.COTA	31.525	70 J.BERGMEISTER	45.753	23	11 J.COTA	1:38.235	1:38.311 (23)
24	11 J.COTA	21.042	3 E.BORGNA	31.569	20 B.BECKLEY	45.760	24	20 B.BECKLEY	1:38.270	1:38.381 (24)
25	6 S.KOLOVOS	21.057	20 B.BECKLEY	31.581	3 E.BORGNA	45.775	25	3 E.BORGNA	1:38.406	1:38.576 (26)
26	3 E.BORGNA	21.062	6 S.KOLOVOS	31.591	6 S.KOLOVOS	45.821	26	6 S.KOLOVOS	1:38.469	1:38.494 (25)
27	12 G.PRADEL	21.065	16 B.BUSTAMANTE	31.693	22 N.TUÑON	45.828	27	44 R.CARETTI	1:38.521	1:38.913 (28)
28	16 B.BUSTAMANTE	21.075	22 N.TUÑON	31.725	16 B.BUSTAMANTE	45.881	28	16 B.BUSTAMANTE	1:38.649	1:38.696 (27)
29	31 R.BARBUI	21.125	44 R.CARETTI	31.767	44 R.CARETTI	45.886	29	22 N.TUÑON	1:38.690	1:38.934 (29)
30	22 N.TUÑON	21.137	31 R.BARBUI	31.836	31 R.BARBUI	46.388	30	31 R.BARBUI	1:39.349	1:39.570 (30)

# EURO CUP 3

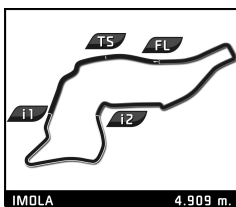


## Eurocup3 ROUND 3 - IMOLA Official Collective Test 1

### Fastest Lap Sequence







Elapsed	No	Driver	Team	Car	Class	Time	Kph	Lap
5:43.400	6	Stylios KOLOVOS	Drivex	Dallara 326	R	1:49.718	161.1	2
5:47.954	77	Bart HARRISON	Double R	Dallara 326	R	1:43.370	171.0	2
6:05.105	4	Ean EYCKMANS	MP Motorsport	Dallara 326	R	1:42.357	172.7	2
7:28.739	77	Bart HARRISON	Double R	Dallara 326	R	1:40.785	175.3	3
9:07.827	77	Bart HARRISON	Double R	Dallara 326	R	1:39.088	178.4	4
10:46.595	77	Bart HARRISON	Double R	Dallara 326	R	1:38.768	178.9	5
11:04.862	4	Ean EYCKMANS	MP Motorsport	Dallara 326	R	1:38.309	179.8	5
14:23.506	14	Keanu AL AZHARI	Hitech	Dallara 326		1:38.169	180.0	7
14:42.615	2	Kacper SZTUKA	Tecnicar by Amtog	Dallara 326		1:37.928	180.5	5
15:25.391	48	James EGOZI	Palou Motorsport	Dallara 326		1:37.199	181.8	6
37:41.264	2	Kacper SZTUKA	Tecnicar by Amtog	Dallara 326		1:36.806	182.6	13
55:43.146	48	James EGOZI	Palou Motorsport	Dallara 326		1:36.568	183.0	19
56:19.057	2	Kacper SZTUKA	Tecnicar by Amtog	Dallara 326		1:36.451	183.2	20

# EURO CUP 3

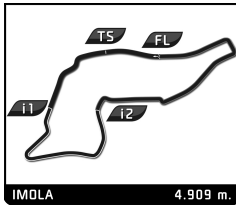


## Eurocup3 ROUND 3 - IMOLA Official Collective Test 1

### Flag Analysis

Flag	Time
	GREEN FLAG 13:30:00.000
	RED FLAG 13:50:54.324
	GREEN FLAG 14:00:01.339
	RED FLAG 14:09:13.932
	GREEN FLAG 14:17:00.745
	CHEQUERED FLAG 14:30:00.000

# EURO CUP 3



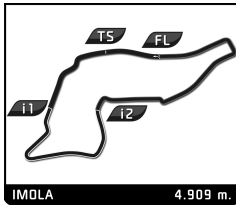
## Eurocup3 ROUND 3 - IMOLA Official Collective Test 1

### Sector Analysis

Lap under Red Flag    — Invalidated Lap    ■ Personal Best    ■ Session Best    B Crossing the pit lane

Lap	Time	Sector 1	Sector 2	Sector 3	Kph	Elapsed	Lap	Time	Sector 1	Sector 2	Sector 3	Kph	Elapsed	
<b>2</b>	<b>Kacper SZTUKA</b>						POL	8	16:05.776 B	21.215	31.597	...	18.3	14:00:27.393
	Tecnicar by Amtog						Dallara 326	9	2:30.951	1:01.961	33.032	55.958	117.1	14:02:58.344
1	7:45.241 B	2:29.084	39.369	4:36.788	38.0	13:37:45.241	10	1:38.846	21.177	31.909	45.760	178.8	14:04:37.190	
2	2:01.113	38.184	34.639	48.290	145.9	13:39:46.354	11	13:58.582 B	21.079	31.491	...	21.1	14:18:35.772	
3	1:39.387	21.387	31.970	46.030	177.8	13:41:25.741	12	2:02.901	40.541	34.359	48.001	143.8	14:20:38.673	
4	1:38.946	21.154	31.761	46.031	178.6	13:43:04.687	13	1:41.663	21.447	32.507	47.709	173.8	14:22:20.336	
5	1:37.928	21.116	31.436	45.376	180.5	13:44:42.615	14	1:37.351	20.917	<b>31.091</b>	45.343	181.5	14:23:57.687	
6	1:52.897	21.017	38.867	53.013	156.5	13:46:35.512	15	1:39.317	<b>20.753</b>	32.884	45.680	177.9	14:25:37.004	
7	1:37.974	21.054	31.525	45.395	180.4	13:48:13.486	16	<b>1:37.193</b>	20.849	31.260	<b>45.081</b>	181.8	14:27:14.197	
8	1:37.514	20.998	31.374	45.142	181.2	13:49:51.000	17	1:37.393	20.759	31.303	45.334	181.5	14:28:51.590	
9	10:22.495 B	20.790	31.706	9:29.999	28.4	14:00:13.495								
10	2:31.068	59.559	39.024	52.485	117.0	14:02:44.563								
11	1:42.651	22.371	33.566	46.714	172.2	14:04:27.214								
12	1:37.244	20.932	31.192	45.120	181.7	14:06:04.458								
13	1:36.806	20.805	31.033	44.968	182.6	14:07:41.264								
14	<b>1:42.775</b>	<b>20.689</b>	31.043	51.043	172.0	14:09:24.039								
15	8:03.525 B	38.049	48.246	6:37.230	36.5	14:17:27.564								
16	2:18.202	58.149	33.092	46.961	127.9	14:19:45.766								
17	1:39.647	22.389	31.788	45.470	177.4	14:21:25.413								
18	1:38.382	20.837	31.652	45.893	179.6	14:23:03.795								
19	1:38.811	20.914	31.169	46.728	178.9	14:24:42.606								
20	<b>1:36.451</b>	20.694	<b>30.899</b>	<b>44.858</b>	183.2	14:26:19.057								
21	1:58.053	20.750	42.027	55.276	149.7	14:28:17.110								
<b>5</b>	<b>Patrick HEUZENROEDER</b>						AUS	1	4:02.814 B	2:05.365	38.999	1:18.450	72.8	13:34:02.814
	Griffin Core by Campos						Dallara 326	2	5:33.515	4:07.363	37.340	48.812	53.0	13:39:36.329
1	4:02.814 B	2:05.365	38.999	1:18.450	72.8	13:34:02.814	3	1:42.330	21.620	32.838	47.872	172.7	13:41:18.659	
2	5:33.515	4:07.363	37.340	48.812	53.0	13:39:36.329	4	1:40.203	21.372	32.083	46.748	176.4	13:42:58.862	
3	1:42.330	21.620	32.838	47.872	172.7	13:41:18.659	5	1:39.919	21.162	32.122	46.635	176.9	13:44:38.781	
4	1:40.203	21.372	32.083	46.748	176.4	13:42:58.862	6	1:39.332	21.045	32.027	46.260	177.9	13:46:18.113	
5	1:39.919	21.162	32.122	46.635	176.9	13:44:38.781	7	1:39.052	21.023	31.973	46.056	178.4	13:47:57.165	
6	1:39.332	21.045	32.027	46.260	177.9	13:46:18.113	8	1:38.915	21.069	31.826	46.020	178.7	13:49:36.080	
7	1:39.052	21.023	31.973	46.056	178.4	13:47:57.165	9	<b>2:01.433 B</b>	21.040	31.904	1:08.489	145.5	13:51:37.513	
8	1:38.915	21.069	31.826	46.020	178.7	13:49:36.080	10	10:21.010	9:01.193	32.905	46.912	28.5	14:01:58.523	
9	<b>2:01.433 B</b>	21.040	31.904	1:08.489	145.5	13:51:37.513	11	1:40.186	21.369	32.210	46.607	176.4	14:03:38.709	
10	10:21.010	9:01.193	32.905	46.912	28.5	14:01:58.523	12	1:39.295	21.189	31.878	46.228	178.0	14:05:18.004	
11	1:40.186	21.369	32.210	46.607	176.4	14:03:38.709	13	1:38.784	21.021	31.839	45.924	178.9	14:06:56.788	
12	1:39.295	21.189	31.878	46.228	178.0	14:05:18.004	14	1:57.102 B	21.239	32.478	1:03.385	150.9	14:08:53.890	
13	1:38.784	21.021	31.839	45.924	178.9	14:06:56.788	15	10:21.913	8:51.520	38.937	51.456	28.4	14:19:15.803	
14	1:57.102 B	21.239	32.478	1:03.385	150.9	14:08:53.890	16	1:45.440	22.488	34.197	48.755	167.6	14:21:01.243	
15	10:21.913	8:51.520	38.937	51.456	28.4	14:19:15.803	17	1:38.281	20.997	31.568	45.716	179.8	14:22:39.524	
16	1:45.440	22.488	34.197	48.755	167.6	14:21:01.243	18	1:37.561	20.819	31.434	45.308	181.1	14:24:17.085	
17	1:38.281	20.997	31.568	45.716	179.8	14:22:39.524	19	<b>1:37.149</b>	<b>20.687</b>	<b>31.236</b>	<b>45.226</b>	181.9	14:25:54.234	
18	1:37.561	20.819	31.434	45.308	181.1	14:24:17.085	20	1:37.235	20.766	31.236	45.233	181.7	14:27:31.469	
19	<b>1:37.149</b>	<b>20.687</b>	<b>31.236</b>	<b>45.226</b>	181.9	14:25:54.234	21	1:44.651	20.781	34.123	49.747	168.9	14:29:16.120	
20	1:37.235	20.766	31.236	45.233	181.7	14:27:31.469	22	1:38.520	20.793	31.239	46.488	179.4	14:30:54.640	
21	1:44.651	20.781	34.123	49.747	168.9	14:29:16.120								
22	1:38.520	20.793	31.239	46.488	179.4	14:30:54.640								
<b>6</b>	<b>Stylianos KOLOVOS</b>						GRC	1	3:53.682	2:22.235	39.581	51.866	75.6	13:33:53.682
	Drivex						Dallara 326	2	1:49.718	23.133	35.562	51.023	161.1	13:35:43.400
1	3:53.682	2:22.235	39.581	51.866	75.6	13:33:53.682	3	1:47.301	22.998	33.564	50.739	164.7	13:37:30.701	
2	1:49.718	23.133	35.562	51.023	161.1	13:35:43.400	4	2:19.410	27.880	55.576	55.954	126.8	13:39:50.111	
3	1:47.301	22.998	33.564	50.739	164.7	13:37:30.701	5	1:41.356	21.739	32.425	47.192	174.4	13:41:31.467	
4	2:19.410	27.880	55.576	55.954	126.8	13:39:50.111	6	1:41.200	21.559	32.419	47.222	174.6	13:43:12.667	
5	1:41.356	21.739	32.425	47.192	174.4	13:41:31.467	7	1:39.674	21.329	32.181	46.164	177.3	13:44:52.341	
6	1:41.200	21.559	32.419	47.222	174.6	13:43:12.667	8	1:39.340	21.228	31.963	46.149	177.9	13:46:31.681	
7	1:39.674	21.329	32.181	46.164	177.3	13:44:52.341	9	13:37.965 B	21.225	32.490	...	21.6	14:00:09.646	
8	1:39.340	21.228	31.963	46.149	177.9	13:46:31.681	10	2:21.013	55.602	35.385	50.026	125.3	14:02:30.659	
9	13:37.965 B	21.225	32.490	...	21.6	14:00:09.646	11	1:41.616	21.859	33.062	46.695	173.9	14:04:12.275	
10	2:21.013	55.602	35.385	50.026	125.3	14:02:30.659	12	1:40.048	21.274	32.260	46.514	176.6	14:05:52.323	
11	1:41.616	21.859	33.062	46.695	173.9	14:04:12.275	13	1:39.790	21.260	32.282	46.248	177.1	14:07:32.113	
12	1:40.048	21.274	32.260	46.514	176.6	14:05:52.323	14	1:39.354	21.136	32.020	46.198	177.9	14:09:11.467	
13	1:39.790	21.260	32.282	46.248	177.1	14:07:32.113	15	8:09.627 B	22.166	39.777	7:07.684	36.1	14:17:21.094	
14	1:39.354	21.136	32.020	46.198	177.9	14:09:11.467	16	2:22.159	56.975	35.464	49.720	124.3	14:19:43.253	
15	8:09.627 B	22.166	39.777	7:07.684	36.1	14:17:21.094	17	1:58.663	35.945	35.674	47.044	148.9	14:21:41.916	
16	2:22.159	56.975	35.464	49.720	124.3	14:19:43.253	18	1:39.290	21.338	32.035	45.917	178.0	14:23:21.206	
17	1:58.663	35.945	35.674	47.044	148.9	14:21:41.916	19	1:38.821	21.237	31.688	45.896	178.8	14:25:00.027	
18	1:39.290	21.338	32.035	45.917	178.0	14:23:21.206								
19	1:38.821	21.237	31.688	45.896	178.8	14:25:00.027								
<b>4</b>	<b>Ean EYCKMANS</b>						BEL							
	MP Motorsport						Dallara 326							
1	4:22.748	2:54.649	34.345	53.754	67.3	13:34:22.748								
2	1:42.357	22.167	32.349	47.841	172.7	13:36:05.105								
3	1:40.849	22.110	32.143	46.596	175.2	13:37:45.954								
4	1:40.599	22.130	31.671	46.798	175.7	13:39:26.553								
5	1:38.309	21.054	31.505	45.750	179.8	13:41:04.862								
6	1:38.313	21.040	31.469	45.804	179.8	13:42:43.175								
7	1:38.442	21.050	31.733	45.659	179.5	13:44:21.617								

# EURO CUP 3



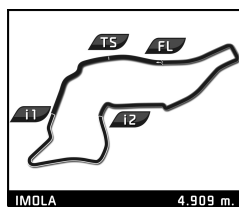
## Eurocup3 ROUND 3 - IMOLA Official Collective Test 1

### Sector Analysis

Lap under Red Flag    — Invalidated Lap    ■ Personal Best    ■ Session Best    B Crossing the pit lane

Lap	Time	Sector 1	Sector 2	Sector 3	Kph	Elapsed	Lap	Time	Sector 1	Sector 2	Sector 3	Kph	Elapsed
20	1:38.494	21.057	31.591	45.846	179.4	14:26:38.521	2	5:56.660	4:33.933	34.065	48.662	49.5	13:39:36.708
21	1:39.471	21.094	31.613	46.764	177.7	14:28:17.992	3	1:42.479	21.980	32.704	47.795	172.4	13:41:19.187
22	1:39.175	21.123	31.878	46.174	178.2	14:29:57.167	4	1:45.464	21.242	32.528	51.694	167.6	13:43:04.651
23	1:38.603	21.121	31.661	45.821	179.2	14:31:35.770	5	1:40.211	21.623	32.146	46.442	176.4	13:44:44.862
<b>7</b>	<b>Christopher EL FEGHALI</b>					LBN	6	1:39.409	21.190	31.964	46.255	177.8	13:46:24.271
	Drivex					Dallara 326	7	1:39.333	20.946	32.232	46.155	177.9	13:48:03.604
1	3:50.872	2:20.955	38.316	51.601	76.5	13:33:50.872	8	1:38.786	21.048	31.813	45.925	178.9	13:49:42.390
2	1:54.268	23.582	36.454	54.232	154.7	13:35:45.140	9	2:05.141 B	20.980	31.832	1:12.329	141.2	13:51:47.531
3	1:44.353	23.161	32.718	48.474	169.4	13:37:29.493	10	10:14.362	8:51.862	32.611	49.889	28.8	14:02:01.893
4	2:04.599	27.218	45.357	52.024	141.8	13:39:34.092	11	1:39.925	21.116	32.102	46.707	176.9	14:03:41.818
5	1:41.119	21.373	32.305	47.441	174.8	13:41:15.211	12	1:38.723	21.121	31.724	45.878	179.0	14:05:20.541
6	1:42.492	21.134	32.290	49.068	172.4	13:42:57.703	13	1:38.219	20.967	31.658	45.594	179.9	14:06:58.760
7	1:39.966	21.066	31.894	47.006	176.8	13:44:37.669	14	1:58.353 B	21.458	32.273	1:04.622	149.3	14:08:57.113
8	1:38.760	20.981	31.730	46.049	178.9	13:46:16.429	15	10:20.151	8:51.853	38.084	50.214	28.5	14:19:17.264
9	1:38.534	20.929	31.694	45.911	179.4	13:47:54.963	16	1:48.223	22.572	35.588	50.063	163.3	14:21:05.487
10	12:11.131 B	20.902	32.223	...	24.2	14:00:06.094	17	1:38.296	20.995	31.543	45.758	179.8	14:22:43.783
11	2:21.601	54.843	37.030	49.728	124.8	14:02:27.695	18	1:37.844	20.837	31.360	45.647	180.6	14:24:21.627
12	1:41.426	21.605	32.747	47.074	174.2	14:04:09.121	19	1:37.416	20.847	31.348	45.221	181.4	14:25:59.043
13	1:38.817	21.179	31.830	45.808	178.8	14:05:47.938	20	1:37.426	20.901	31.343	45.182	181.4	14:27:36.469
14	1:38.425	21.014	31.542	45.869	179.6	14:07:26.363	21	1:37.073	20.768	31.181	45.124	182.1	14:29:13.542
15	1:43.801	20.976	32.912	49.913	170.3	14:09:10.164	<b>10</b>	<b>Enzo TARNVANICHKUL</b>					THA
16	7:55.045 B	22.409	38.903	6:53.733	37.2	14:17:05.209		Griffin Core by Campos					Dallara 326
17	2:30.124	1:06.680	35.274	48.170	117.7	14:19:35.333	1	4:15.655 B	2:22.058	37.546	1:16.051	69.1	13:34:15.655
18	1:41.033	21.630	32.422	46.981	174.9	14:21:16.366	2	5:22.894	3:59.299	34.779	48.816	54.7	13:39:38.549
19	1:41.429	20.996	31.505	48.928	174.2	14:22:57.795	3	1:44.552	22.361	32.383	49.808	169.0	13:41:23.101
20	1:37.408	20.847	31.181	45.380	181.4	14:24:35.203	4	1:39.139	21.147	32.000	45.992	178.3	13:43:02.240
21	1:37.237	20.710	31.184	45.343	181.7	14:26:12.440	5	1:38.591	21.054	31.770	45.767	179.2	13:44:40.831
22	1:44.398	22.560	35.031	46.807	169.3	14:27:56.838	6	1:42.822	20.861	35.359	46.602	171.9	13:46:23.653
23	1:38.813	20.802	31.381	46.630	178.8	14:29:35.651	7	1:38.716	21.062	31.606	46.048	179.0	13:48:02.369
<b>8</b>	<b>Alceu FELDMANN</b>					BRA	8	1:55.463 B	20.986	31.703	1:02.774	153.1	13:49:57.832
	MP Motorsport					Dallara 326	9	13:10.859	...	33.573	50.213	22.3	14:03:08.691
1	4:24.466	2:57.298	34.341	52.827	66.8	13:34:24.466	10	1:39.618	21.068	31.910	46.640	177.4	14:04:48.309
2	1:44.686	22.432	33.023	49.231	168.8	13:36:09.152	11	1:38.914	21.099	31.860	45.955	178.7	14:06:27.223
3	1:41.025	21.688	32.170	47.167	174.9	13:37:50.177	12	1:40.038	21.002	31.880	47.156	176.7	14:08:07.261
4	1:41.287	21.665	32.468	47.154	174.5	13:39:31.464	13	2:02.630 B	20.966	31.582	1:10.082	144.1	14:10:09.891
5	1:40.217	21.461	31.964	46.792	176.3	13:41:11.681	14	9:08.397	7:41.130	36.587	50.680	32.2	14:19:18.288
6	1:39.108	21.220	31.556	46.332	178.3	13:42:50.789	15	1:45.902	22.211	33.279	50.412	166.9	14:21:04.190
7	1:42.893	21.477	34.432	46.984	171.8	13:44:33.682	16	1:37.357	20.907	31.306	45.144	181.5	14:22:41.547
8	15:55.103 B	21.348	31.646	...	18.5	14:00:28.785	17	1:37.051	20.797	31.257	44.997	182.1	14:24:18.598
9	2:30.992	1:02.492	32.795	55.705	117.0	14:02:59.777	18	1:39.327	20.929	31.632	46.766	177.9	14:25:57.925
10	1:38.968	21.303	31.666	45.999	178.6	14:04:38.745	19	1:37.057	20.752	31.259	45.046	182.1	14:27:34.982
11	1:38.696	21.116	31.534	46.046	179.1	14:06:17.441	20	1:47.460	23.392	38.099	45.969	164.5	14:29:22.442
12	1:38.794	21.172	31.657	45.965	178.9	14:07:56.235	21	1:39.656	20.835	31.108	47.713	177.3	14:31:02.098
13	9:58.695 B	21.356	35.451	9:01.888	29.5	14:17:54.930	<b>11</b>	<b>Juan COTA</b>					ESP
14	2:16.635	51.623	35.979	49.033	129.3	14:20:11.565		TC Racing					Dallara 326
15	1:51.142	24.003	34.925	52.214	159.0	14:22:02.707	1	8:37.509 B	2:34.115	35.913	5:27.481	34.1	13:38:37.509
16	1:39.394	21.157	31.432	46.805	177.8	14:23:42.101	2	2:01.321	37.473	35.139	48.709	145.7	13:40:38.830
17	1:38.064	21.188	31.313	45.563	180.2	14:25:20.165	3	1:42.619	22.124	33.187	47.308	172.2	13:42:21.449
18	1:37.902	21.035	31.345	45.522	180.5	14:26:58.067	4	1:40.799	21.616	32.408	46.775	175.3	13:44:02.248
19	1:44.566	21.137	31.411	52.018	169.0	14:28:42.633	5	1:40.156	21.351	32.135	46.670	176.4	13:45:42.404
20	1:38.067	21.121	31.320	45.626	180.2	14:30:20.700	6	1:39.663	21.314	32.091	46.258	177.3	13:47:22.067
<b>9</b>	<b>Thomas STRAUVEN</b>					BEL	7	1:39.070	21.303	31.793	45.974	178.4	13:49:01.137
	Griffin Core by Campos					Dallara 326	8	1:56.517	25.167	42.269	49.081	151.7	13:50:57.654
1	3:40.048 B	1:52.982	34.414	1:12.652	80.3	13:33:40.048	9	10:06.604 B	23.652	40.977	9:01.975	29.1	14:01:04.258
							10	2:06.688	42.490	34.634	49.564	139.5	14:03:10.946

# EURO CUP 3



## Eurocup3 ROUND 3 - IMOLA Official Collective Test 1

### Sector Analysis

Lap under Red Flag    — Invalidated Lap    ■ Personal Best    ■ Session Best    B Crossing the pit lane

Lap	Time	Sector 1	Sector 2	Sector 3	Kph	Elapsed	Lap	Time	Sector 1	Sector 2	Sector 3	Kph	Elapsed
11	1:41.272	21.938	32.512	46.822	174.5	14:04:52.218	5	1:41.411	21.916	32.721	46.774	174.3	13:43:47.365
12	1:39.782	21.266	32.090	46.426	177.1	14:06:32.000	6	1:44.297	24.860	33.143	46.294	169.4	13:45:31.662
13	1:41.996	23.341	32.367	46.288	173.3	14:08:13.996	7	1:39.299	21.192	32.026	46.081	178.0	13:47:10.961
14	10:23.705 B	21.291	31.914	9:30.500	28.3	14:18:37.701	8	1:53.157	21.190	37.338	54.629	156.2	13:49:04.118
15	1:57.879	37.941	32.660	47.278	149.9	14:20:35.580	9	1:41.971	21.339	33.044	47.588	173.3	13:50:46.089
16	1:39.877	21.566	31.925	46.386	176.9	14:22:15.457	10	3:11.993 B	26.868	43.643	2:01.482	92.0	13:53:58.082
17	1:39.062	21.260	31.677	46.125	178.4	14:23:54.519	11	11:05.186	9:36.869	36.370	51.947	26.6	14:05:03.268
18	1:38.622	21.208	31.525	45.889	179.2	14:25:33.141	12	1:46.839	24.372	33.935	48.532	165.4	14:06:50.107
19	1:38.311	21.042	31.601	45.668	179.8	14:27:11.452	13	1:42.618	23.125	33.057	46.436	172.2	14:08:32.725
20	1:38.658	21.099	31.551	46.008	179.1	14:28:50.110	14	2:39.573 B	21.197	37.045	1:41.331	110.7	14:11:12.298

12 Gianmarco PRADEL							AUS						
MP Motorsport							Dallara 326						
1	6:30.803 B	2:56.369	34.223	3:00.211	45.2	13:36:30.803							
2	1:58.546	38.109	33.108	47.329	149.1	13:38:29.349							
3	1:39.422	21.558	31.534	46.330	177.8	13:40:08.771							
4	1:39.729	21.629	31.680	46.420	177.2	13:41:48.500							
5	1:43.834	21.093	31.419	51.322	170.2	13:43:32.334							
6	1:38.815	21.503	31.524	45.788	178.8	13:45:11.149							
7	1:38.370	21.276	31.549	45.545	179.7	13:46:49.519							
8	13:33.781 B	21.162	31.688	...	21.7	14:00:23.300							
9	2:32.665	1:04.746	33.845	54.074	115.8	14:02:55.965							
10	1:38.727	21.333	31.566	45.828	179.0	14:04:34.692							
11	1:39.562	21.298	32.224	46.040	177.5	14:06:14.254							
12	1:38.259	21.177	31.381	45.701	179.9	14:07:52.513							
13	9:56.145 B	21.065	32.129	9:02.951	29.6	14:17:48.658							
14	2:20.960	56.463	35.216	49.281	125.4	14:20:09.618							

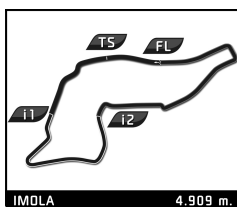
14 Keanu AL AZHARI							ARE						
Hitech							Dallara 326						
1	4:10.525	2:41.166	37.320	52.039	70.5	13:34:10.525							
2	1:45.506	22.820	33.845	48.841	167.5	13:35:56.031							
3	1:41.907	21.587	33.012	47.308	173.4	13:37:37.938							
4	1:39.605	21.326	32.128	46.151	177.4	13:39:17.543							
5	1:48.800	24.234	36.051	48.515	162.4	13:41:06.343							
6	1:38.994	21.167	31.855	45.972	178.5	13:42:45.337							
7	1:38.169	20.989	31.741	45.439	180.0	13:44:23.506							
8	1:37.923	21.025	31.288	45.610	180.5	13:46:01.429							
9	1:38.032	20.989	31.472	45.571	180.3	13:47:39.461							
10	1:48.980	23.251	38.039	47.690	162.2	13:49:28.441							
11	16:32.172 B	21.063	31.486	...	17.8	14:06:00.613							
12	2:05.401	39.068	35.646	50.687	140.9	14:08:06.014							
13	9:27.367 B	22.656	34.385	8:30.326	31.1	14:17:33.381							
14	2:16.167	54.201	32.927	49.039	129.8	14:19:49.548							
15	1:37.821	21.497	31.261	45.063	180.7	14:21:27.369							
16	1:37.043	20.790	31.069	45.184	182.1	14:23:04.412							
17	1:41.601	20.890	33.731	46.980	173.9	14:24:46.013							
18	1:36.565	20.733	30.983	44.849	183.0	14:26:22.578							
19	1:36.717	20.655	31.054	45.008	182.7	14:27:59.295							
20	1:52.322	23.231	39.912	49.179	157.3	14:29:51.617							

16 Bianca BUSTAMANTE							PHL						
Palou Motorsport							Dallara 326						
1	4:11.278 B	2:07.550	39.185	1:24.543	70.3	13:34:11.278							
2	4:24.683	2:58.189	35.960	50.534	66.8	13:38:35.961							
3	1:46.906	24.456	34.339	48.111	165.3	13:40:22.867							
4	1:43.087	22.257	33.128	47.702	171.4	13:42:05.954							

20 Benjamin BECKLEY							CRI						
Tecnicar by Amtog							Dallara 326						
1	8:05.799 B	2:36.914	43.921	4:44.964	36.4	13:38:05.799							
2	2:05.689	39.630	35.705	50.354	140.6	13:40:11.488							
3	1:43.284	22.088	33.500	47.696	171.1	13:41:54.772							
4	1:41.814	21.913	32.786	47.115	173.6	13:43:36.586							
5	1:40.886	21.636	32.425	46.825	175.2	13:45:17.472							
6	1:39.866	21.379	32.126	46.361	177.0	13:46:57.338							
7	1:39.468	21.095	32.087	46.286	177.7	13:48:36.806							
8	11:42.241 B	21.145	59.256	...	25.2	14:00:19.047							
9	2:27.014	55.349	39.692	51.973	120.2	14:02:46.061							
10	1:44.060	22.242	34.243	47.575	169.8	14:04:30.121							
11	1:40.831	21.512	32.639	46.680	175.3	14:06:10.952							
12	1:40.596	21.432	32.518	46.646	175.7	14:07:51.548							
13	9:37.866 B	21.273	32.015	8:44.578	30.6	14:17:29.414							
14	2:22.850	59.317	35.194	48.339	123.7	14:19:52.264							
15	1:41.161	21.996	32.631	46.534	174.7	14:21:33.425							
16	1:38.809	21.042	32.007	45.760	178.9	14:23:12.234							
17	1:39.004	21.079	31.866	46.039	178.5	14:24:51.238							
18	1:38.381	20.929	31.581	45.871	179.6	14:26:29.619							
19	1:40.349	21.316	32.228	46.805	176.1	14:28:09.968							
20	1:47.944	25.548	35.016	47.380	163.7	14:29:57.912							

22 Nacho TUÑON							ESP						
Tecnicar by Amtog							Dallara 326						
1	8:01.098 B	2:33.262	38.417	4:49.419	36.7	13:38:01.098							
2	2:06.621	40.756	35.694	50.171	139.6	13:40:07.719							
3	1:45.448	23.584	33.741	48.123	167.6	13:41:53.167							
4	1:41.779	22.043	32.732	47.004	173.6	13:43:34.946							
5	1:40.784	21.625	32.605	46.554	175.3	13:45:15.730							
6	1:39.786	21.365	32.229	46.192	177.1	13:46:55.516							
7	1:39.795	21.848	32.034	45.913	177.1	13:48:35.311							
8	1:44.720	21.381	35.336	48.003	168.8	13:50:20.031							
9	9:56.062 B	21.470	1:06.561	8:28.031	29.6	14:00:16.093							
10	2:29.173	57.477	39.106	52.590	118.5	14:02:45.266							
11	1:42.798	22.483	33.601	46.714	171.9	14:04:28.064							
12	1:38.934	21.269	31.837	45.828	178.6	14:06:06.998							
13	1:38.660	21.152	31.898	45.610	179.1	14:07:45.658							

# EURO CUP 3



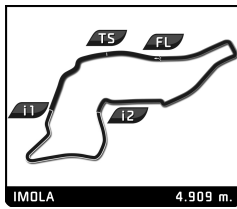
## Eurocup3 ROUND 3 - IMOLA Official Collective Test 1

### Sector Analysis

Lap under Red Flag    — Invalidated Lap    ■ Personal Best    ■ Session Best    B Crossing the pit lane

Lap	Time	Sector 1	Sector 2	Sector 3	Kph	Elapsed	Lap	Time	Sector 1	Sector 2	Sector 3	Kph	Elapsed
<b>23</b> Stefan BOSTANDJIEV BGR Hitech Dallara 326							7	1:37.713	20.932	31.409	45.372	180.9	13:46:36.436
1	4:16.326	2:45.116	37.577	53.633	68.9	13:34:16.326	8	1:45.157	20.867	31.868	52.422	168.1	13:48:21.593
2	1:46.180	23.633	34.240	48.307	166.4	13:36:02.506	9	1:43.190	21.264	32.314	49.612	171.3	13:50:04.783
3	1:42.182	22.000	33.406	46.776	173.0	13:37:44.688	10	<b>2:11.319 B</b>	20.885	31.966	1:18.468	134.6	13:52:16.102
4	1:41.713	21.905	32.578	47.230	173.7	13:39:26.401	11	10:03.813	8:34.383	40.161	49.269	29.3	14:02:19.915
5	1:48.257	26.904	34.001	47.352	163.2	13:41:14.658	12	1:44.806	22.467	35.063	47.276	168.6	14:04:04.721
6	1:40.591	21.320	32.390	46.881	175.7	13:42:55.249	13	1:39.256	21.265	32.201	45.790	178.0	14:05:43.977
7	1:39.195	21.299	32.083	45.813	178.2	13:44:34.444	14	1:38.464	21.015	31.355	46.094	179.5	14:07:22.441
8	1:39.547	21.016	31.989	46.542	177.5	13:46:13.991	15	1:42.156	20.910	31.273	49.973	173.0	14:09:04.597
9	1:39.777	21.067	31.920	46.790	177.1	13:47:53.768	16	<b>2:32.740 B</b>	25.167	39.875	1:27.698	115.7	14:11:37.337
10	1:39.360	21.080	32.408	45.872	177.9	13:49:33.128	17	7:40.115	6:16.948	34.046	49.121	38.4	14:19:17.452
11	17:01.740 B	21.050	31.839	...	17.3	14:06:34.868	18	1:41.124	21.033	32.935	47.156	174.8	14:20:58.576
12	2:08.982	42.165	37.128	49.689	137.0	14:08:43.850	19	1:37.319	20.860	31.226	45.233	181.6	14:22:35.895
13	9:01.192 B	22.606	38.223	8:00.363	32.7	14:17:45.042	20	1:50.568	20.897	37.941	51.730	159.8	14:24:26.463
14	2:12.595	51.105	33.901	47.589	133.3	14:19:57.637	21	1:37.048	20.839	31.156	45.053	182.1	14:26:03.511
15	1:42.027	22.194	32.713	47.120	173.2	14:21:39.664	22	<b>1:36.983</b>	<b>20.838</b>	<b>31.125</b>	<b>45.020</b>	182.2	14:27:40.494
16	1:38.573	21.124	31.763	45.686	179.3	14:23:18.237	23	1:37.319	20.919	31.301	45.099	181.6	14:29:17.813
17	1:38.122	20.915	31.756	<b>45.451</b>	180.1	14:24:56.359							
18	1:38.252	20.967	31.698	45.587	179.9	14:26:34.611							
19	<b>1:37.976</b>	20.876	31.596	45.504	180.4	14:28:12.587							
20	1:40.951	20.972	31.528	48.451	175.1	14:29:53.538							
21	1:39.213	<b>20.870</b>	<b>31.345</b>	46.998	178.1	14:31:32.751							
<b>26</b> Tommy HARFIELD GBR Double R Dallara 326													
1	4:06.793	2:37.484	37.976	51.333	71.6	13:34:06.793							
2	1:44.955	22.691	33.904	48.360	168.4	13:35:51.748							
3	<b>1:47.401</b>	21.953	32.623	<b>52.825</b>	164.5	13:37:39.149							
4	1:42.506	21.701	33.538	47.267	172.4	13:39:21.655							
5	1:41.060	21.373	32.803	46.884	174.9	13:41:02.715							
6	1:39.656	21.221	31.990	46.445	177.3	13:42:42.371							
7	5:40.978 B	21.056	35.773	4:44.149	51.8	13:48:23.349							
8	2:05.456	39.908	37.165	48.383	140.9	13:50:28.805							
9	10:05.779 B	21.794	1:00.625	8:43.360	29.2	14:00:34.584							
10	2:28.203	1:02.569	33.937	51.697	119.2	14:03:02.787							
11	1:40.528	21.364	32.313	46.851	175.8	14:04:43.315							
12	1:45.024	21.308	32.316	51.400	168.3	14:06:28.339							
13	1:39.172	20.983	31.905	46.284	178.2	14:08:07.511							
14	9:50.430 B	21.141	32.141	8:57.148	29.9	14:17:57.941							
15	2:15.583	50.388	34.925	50.270	130.3	14:20:13.524							
16	1:42.574	22.686	33.316	46.572	172.3	14:21:56.098							
17	1:39.181	21.166	31.882	46.133	178.2	14:23:35.279							
18	1:38.913	21.076	31.731	46.106	178.7	14:25:14.192							
19	1:38.619	<b>20.964</b>	31.730	45.925	179.2	14:26:52.811							
20	1:38.341	20.976	31.582	45.783	179.7	14:28:31.152							
21	<b>1:38.218</b>	21.040	<b>31.507</b>	<b>45.671</b>	179.9	14:30:09.370							
<b>31</b> Renzo BARBUY ARG TC Racing Dallara 326							1	7:18.699 B	2:36.354	36.326	4:06.019	40.3	13:37:18.699
2	2:08.876	40.521	38.185	50.170	137.1	13:39:27.575	2	2:08.876	40.521	38.185	50.170	137.1	13:39:27.575
3	1:45.510	23.099	33.586	48.825	167.5	13:41:13.085	3	1:45.510	23.099	33.586	48.825	167.5	13:41:13.085
4	1:43.075	21.915	32.912	48.248	171.5	13:42:56.160	4	1:43.075	21.915	32.912	48.248	171.5	13:42:56.160
5	1:43.152	21.901	32.439	48.812	171.3	13:44:39.312	5	1:43.152	21.901	32.439	48.812	171.3	13:44:39.312
6	1:41.736	21.764	32.876	47.096	173.7	13:46:21.048	6	1:41.736	21.764	32.876	47.096	173.7	13:46:21.048
7	1:42.592	21.664	32.484	48.444	172.3	13:48:03.640	7	1:42.592	21.664	32.484	48.444	172.3	13:48:03.640
8	1:44.632	22.083	32.457	50.092	168.9	13:49:48.272	8	1:44.632	22.083	32.457	50.092	168.9	13:49:48.272
9	10:42.655 B	21.623	32.547	9:48.485	27.5	14:00:30.927	9	10:42.655 B	21.623	32.547	9:48.485	27.5	14:00:30.927
10	2:29.767	1:03.701	34.452	51.614	118.0	14:03:00.694	10	2:29.767	1:03.701	34.452	51.614	118.0	14:03:00.694
11	1:41.877	22.214	32.418	47.245	173.5	14:04:42.571	11	1:41.877	22.214	32.418	47.245	173.5	14:04:42.571
12	1:40.390	21.572	32.233	46.585	176.0	14:06:22.961	12	1:40.390	21.572	32.233	46.585	176.0	14:06:22.961
13	1:40.575	21.479	32.329	46.767	175.7	14:08:03.536	13	1:40.575	21.479	32.329	46.767	175.7	14:08:03.536
14	12:46.856 B	21.401	32.156	...	23.0	14:20:50.392	14	12:46.856 B	21.401	32.156	...	23.0	14:20:50.392
15	2:01.971	41.730	33.444	46.797	144.9	14:22:52.363	15	2:01.971	41.730	33.444	46.797	144.9	14:22:52.363
16	1:40.486	21.207	32.479	46.800	175.9	14:24:32.849	16	1:40.486	21.207	32.479	46.800	175.9	14:24:32.849
17	1:40.395	21.193	32.128	47.074	176.0	14:26:13.244	17	1:40.395	21.193	32.128	47.074	176.0	14:26:13.244
18	<b>1:39.570</b>	<b>21.125</b>	32.038	46.407	177.5	14:27:52.814	18	<b>1:39.570</b>	<b>21.125</b>	32.038	46.407	177.5	14:27:52.814
19	1:40.006	21.292	32.326	<b>46.388</b>	176.7	14:29:32.820	19	1:40.006	21.292	32.326	<b>46.388</b>	176.7	14:29:32.820
<b>33</b> Rafael PERARD FRA Palou Motorsport Dallara 326							1	3:56.978 B	2:01.126	38.693	1:17.159	74.6	13:33:56.978
2	4:49.037	3:22.388	35.732	50.917	61.1	13:38:46.015	2	4:49.037	3:22.388	35.732	50.917	61.1	13:38:46.015
3	1:46.066	23.338	33.525	49.203	166.6	13:40:32.081	3	1:46.066	23.338	33.525	49.203	166.6	13:40:32.081
4	1:39.898	21.439	32.198	46.261	176.9	13:42:11.979	4	1:39.898	21.439	32.198	46.261	176.9	13:42:11.979
5	1:38.806	21.113	31.776	45.917	178.9	13:43:50.785	5	1:38.806	21.113	31.776	45.917	178.9	13:43:50.785
6	1:39.046	21.055	31.955	46.036	178.4	13:45:29.831	6	1:39.046	21.055	31.955	46.036	178.4	13:45:29.831
7	1:38.313	21.092	31.664	45.557	179.8	13:47:08.144	7	1:38.313	21.092	31.664	45.557	179.8	13:47:08.144
8	1:38.143	21.102	31.598	45.443	180.1	13:48:46.287	8	1:38.143	21.102	31.598	45.443	180.1	13:48:46.287
9	1:38.315	20.799	31.653	45.863	179.8	13:50:24.602	9	1:38.315	20.799	31.653	45.863	179.8	13:50:24.602
10	<b>3:17.561 B</b>	21.050	1:03.324	1:53.187	89.5	13:53:42.163	10	<b>3:17.561 B</b>	21.050	1:03.324	1:53.187	89.5	13:53:42.163
11	9:55.817	8:28.454	36.658	50.705	29.7	14:03:37.980	11	9:55.817	8:28.454	36.658	50.705	29.7	14:03:37.980
12	1:47.406	23.361	34.538	49.507	164.5	14:05:25.386	12	1:47.406	23.361	34.538	49.507	164.5	14:05:25.386
13	1:38.925	21.212	31.945	45.768	178.6	14:07:04.311	13	1:38.925	21.212	31.945	45.768	178.6	14:07:04.311
14	1:39.459	21.486	32.204	45.769	177.7	14:08:43.770	14	1:39.459	21.486	32.204	45.769	177.7	14:08:43.770
15	<b>2:32.141 B</b>	20.975	38.656	1:32.510	116.2	14:11:15.911	15	<b>2:32.141 B</b>	20.975	38.656	1:32.510	116.2	14:11:15.911

# EURO CUP 3



## Eurocup3 ROUND 3 - IMOLA Official Collective Test 1

### Sector Analysis

Lap under Red Flag    — Invalidated Lap    ■ Personal Best    ■ Session Best    B Crossing the pit lane

Lap	Time	Sector 1	Sector 2	Sector 3	Kph	Elapsed	Lap	Time	Sector 1	Sector 2	Sector 3	Kph	Elapsed
16	8:00.747	6:37.293	34.740	48.714	36.8	14:19:16.658	8	1:38.753	20.987	32.150	45.616	179.0	13:49:31.916
17	1:39.421	21.320	31.795	46.306	177.8	14:20:56.079	9	<b>1:59.956 B</b>	20.921	31.483	1:07.552	147.3	13:51:31.872
18	1:37.984	21.009	31.478	45.497	180.4	14:22:34.063	10	10:34.564	9:14.764	33.223	46.577	27.8	14:02:06.436
19	1:38.038	20.894	31.553	45.591	180.3	14:24:12.101	11	1:39.099	21.280	31.841	45.978	178.3	14:03:45.535
20	1:37.632	<b>20.796</b>	<b>31.396</b>	45.440	181.0	14:25:49.733	12	1:38.773	21.203	31.824	45.746	178.9	14:05:24.308
21	1:37.642	20.825	31.404	45.413	181.0	14:27:27.375	13	1:38.009	21.079	31.515	45.415	180.3	14:07:02.317
22	<b>1:37.576</b>	20.931	31.462	<b>45.183</b>	181.1	14:29:04.951	14	1:58.517 B	20.995	31.742	1:05.780	149.1	14:09:00.834
23	1:37.646	20.831	31.398	45.417	181.0	14:30:42.597	15	10:18.154	8:53.629	35.463	49.062	28.6	14:19:18.988

37 Filippo FIORENTINO BRA						
Drivex						Dallara 326
1	4:00.722	2:25.043	41.573	54.106	73.4	13:34:00.722
2	1:55.180	25.515	36.518	53.147	153.4	13:35:55.902
3	2:01.791	27.734	43.548	50.509	145.1	13:37:57.693
4	1:42.330	21.706	32.479	48.145	172.7	13:39:40.023
5	1:40.599	21.535	32.499	46.565	175.7	13:41:20.622
6	1:39.382	21.184	31.966	46.232	177.8	13:43:00.004
7	1:39.436	21.056	31.913	46.467	177.7	13:44:39.440
8	1:39.758	21.183	31.817	46.758	177.2	13:46:19.198
9	4:15.806 B	20.977	32.947	3:21.882	69.1	13:50:35.004
10	9:32.753 B	44.349	39.387	8:09.017	30.9	14:00:07.757
11	2:21.496	56.106	36.136	49.254	124.9	14:02:29.253
12	1:41.371	21.763	32.932	46.676	174.3	14:04:10.624
13	1:39.165	21.176	32.149	45.840	178.2	14:05:49.789
14	1:38.911	21.059	31.797	46.055	178.7	14:07:28.700
15	1:39.356	21.110	31.842	46.404	177.9	14:09:08.056
16	8:08.472 B	23.020	39.440	7:06.012	36.2	14:17:16.528
17	2:25.913	1:00.045	36.439	49.429	121.1	14:19:42.441
18	1:42.143	21.781	33.265	47.097	173.0	14:21:24.584
19	1:38.926	21.143	31.778	46.005	178.6	14:23:03.510
20	1:43.626	22.434	34.094	47.098	170.5	14:24:47.136
21	1:38.402	<b>20.882</b>	31.455	46.065	179.6	14:26:25.538
22	<b>1:37.903</b>	20.999	<b>31.336</b>	<b>45.568</b>	180.5	14:28:03.441
23	1:38.278	20.981	31.642	45.655	179.8	14:29:41.719

39 Santino PANETTA ARG						
Hitech						Dallara 326
1	4:12.121	2:41.935	37.366	52.820	70.1	13:34:12.121
2	1:46.023	22.405	33.546	50.072	166.7	13:35:58.144
3	1:41.323	21.692	32.290	47.341	174.4	13:37:39.467
4	1:56.071 B	21.393	32.509	1:02.169	152.3	13:39:35.538
5	2:15.777	49.607	38.507	47.663	130.2	13:41:51.315
6	1:38.783	21.176	31.695	45.912	178.9	13:43:30.098
7	1:38.237	20.964	31.725	<b>45.548</b>	179.9	13:45:08.335
8	<b>1:37.952</b>	20.883	<b>31.395</b>	45.674	180.4	13:46:46.287
9	1:38.045	20.849	31.632	45.564	180.2	13:48:24.332
10	<u>1:37.781</u>	<u>20.821</u>	<u>31.459</u>	<u>45.501</u>	180.7	13:50:02.113

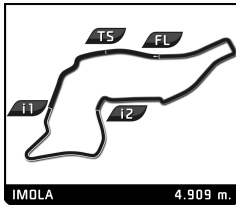
41 Alex POWELL USA						
Griffin Core by Campos						Dallara 326
1	3:36.483 B	1:50.361	35.725	1:10.397	81.6	13:33:36.483
2	5:58.501	4:32.283	37.503	48.715	49.3	13:39:34.984
3	1:42.625	21.635	32.199	48.791	172.2	13:41:17.609
4	1:38.876	21.205	31.760	45.911	178.7	13:42:56.485
5	1:39.815	21.000	31.855	46.960	177.1	13:44:36.300
6	1:38.298	20.955	31.564	45.779	179.8	13:46:14.598
7	1:38.565	20.913	31.928	45.724	179.3	13:47:53.163

16	1:48.369	22.129	33.456	52.784	163.1	14:21:07.357
17	1:38.826	21.083	31.669	46.074	178.8	14:22:46.183
18	1:37.215	20.819	31.231	45.165	181.8	14:24:23.398
19	<b>1:36.877</b>	20.741	31.080	45.056	182.4	14:26:00.275
20	1:42.316	<b>20.729</b>	31.993	49.594	172.7	14:27:42.591
21	1:36.973	20.768	31.176	<b>45.029</b>	182.2	14:29:19.564
22	1:38.934	20.753	<b>31.058</b>	47.123	178.6	14:30:58.498

44 Rayan CARETTI FRA						
GRS						Dallara 326
1	3:48.154	2:11.206	40.467	56.481	77.5	13:33:48.154
2	2:01.790	28.038	38.309	55.443	145.1	13:35:49.944
3	1:50.627	24.486	36.919	49.222	159.7	13:37:40.571
4	1:44.138	22.101	34.114	47.923	169.7	13:39:24.709
5	2:03.175 B	21.645	34.219	1:07.311	143.5	13:41:27.884
6	2:32.886 B				115.6	13:44:00.770
7	2:02.979	38.224	34.246	50.509	143.7	13:46:03.749
8	1:41.378	21.831	32.649	46.898	174.3	13:47:45.127
9	1:40.129	21.522	32.326	46.281	176.5	13:49:25.256
10	<b>2:01.072 B</b>	21.297	32.132	1:07.643	146.0	13:51:26.328
11	10:46.763	9:24.562	35.070	47.131	27.3	14:02:13.091
12	1:40.482	21.423	32.457	46.602	175.9	14:03:53.573
13	1:39.513	21.341	32.053	46.119	177.6	14:05:33.086
14	1:39.395	21.024	32.301	46.070	177.8	14:07:12.481
15	1:39.106	20.983	32.049	46.074	178.3	14:08:51.587
16	<b>2:43.102 B</b>	<b>20.868</b>	37.483	1:44.751	108.4	14:11:34.689
17	7:50.168	6:23.381	34.535	52.252	37.6	14:19:24.857
18	1:46.125	21.332	32.370	52.423	166.5	14:21:10.982
19	1:39.916	21.230	32.524	46.162	176.9	14:22:50.898
20	1:39.536	21.104	31.965	46.467	177.5	14:24:30.434
21	1:38.943	21.083	31.974	<b>45.886</b>	178.6	14:26:09.377
22	1:39.588	21.698	31.913	45.977	177.5	14:27:48.965
23	<b>1:38.913</b>	21.078	<b>31.767</b>	46.068	178.7	14:29:27.878

48 James EGOZI USA						
Palou Motorsport						Dallara 326
1	3:54.339 B	1:58.360	37.474	1:18.505	75.4	13:33:54.339
2	4:50.187	3:23.357	35.574	51.256	60.9	13:38:44.526
3	1:46.089	22.971	34.446	48.672	166.6	13:40:30.615
4	1:39.062	21.348	31.706	46.008	178.4	13:42:09.677
5	1:38.515	20.983	31.841	45.691	179.4	13:43:48.192
6	1:37.199	20.860	31.201	45.138	181.8	13:45:25.391
7	1:39.046	20.843	32.046	46.157	178.4	13:47:04.437
8	1:37.456	21.178	31.286	44.992	181.3	13:48:41.893
9	1:37.275	20.776	31.309	45.190	181.7	13:50:19.168
10	<b>2:45.220 B</b>	20.828	43.355	1:41.037	107.0	13:53:04.388
11	11:58.131	...	37.968	51.901	24.6	14:05:02.519
12	1:46.629	24.049	34.129	48.451	165.7	14:06:49.148
13	1:41.249	22.758	32.863	45.628	174.5	14:08:30.397

# EURO CUP 3



## Eurocup3 ROUND 3 - IMOLA Official Collective Test 1

### Sector Analysis

Lap under Red Flag    — Invalidated Lap    ■ Personal Best    ■ Session Best    B Crossing the pit lane

Lap	Time	Sector 1	Sector 2	Sector 3	Kph	Elapsed	Lap	Time	Sector 1	Sector 2	Sector 3	Kph	Elapsed
14	<b>2:35.216 B</b>	20.953	35.275	1:38.988	113.9	14:11:05.613	1	4:18.135	2:45.762	38.515	53.858	68.5	13:34:18.135
15	8:08.970	6:45.748	34.949	48.273	36.1	14:19:14.583	2	1:49.162	22.567	35.233	51.362	161.9	13:36:07.297
16	1:38.194	21.263	31.506	45.425	180.0	14:20:52.777	3	1:42.596	21.465	32.730	48.401	172.3	13:37:49.893
17	1:36.941	20.867	31.056	45.018	182.3	14:22:29.718	4	1:39.997	21.282	32.289	46.426	176.7	13:39:29.890
18	1:36.860	20.752	31.028	45.080	182.5	14:24:06.578	5	1:55.234	26.742	39.469	49.023	153.4	13:41:25.124
19	<b>1:36.568</b>	20.740	31.024	<b>44.804</b>	183.0	14:25:43.146	6	1:41.517	21.077	32.125	48.315	174.1	13:43:06.641
20	1:40.989	<b>20.712</b>	31.020	49.257	175.0	14:27:24.135	7	1:40.052	21.125	32.311	46.616	176.6	13:44:46.693
21	1:36.774	20.750	31.159	44.865	182.6	14:29:00.909	8	1:38.936	21.177	31.831	45.928	178.6	13:46:25.629

70 Jakob BERGMEISTER		DEU											
GRS		Dallara 326											
1	6:21.054 B	2:11.983	38.233	3:30.838	46.4	13:36:21.054							
2	2:06.526	40.324	35.364	50.838	139.7	13:38:27.580							
3	1:46.621	24.219	33.746	48.656	165.7	13:40:14.201							
4	1:43.064	22.368	32.980	47.716	171.5	13:41:57.265							
5	4:20.303 B	22.014	32.811	3:25.478	67.9	13:46:17.568							
6	2:00.606	37.425	35.171	48.010	146.5	13:48:18.174							
7	1:40.487	21.571	32.281	46.635	175.9	13:49:58.661							
8	10:06.127 B	21.403	32.007	9:12.717	29.2	14:00:04.788							
9	2:07.734	46.346	34.274	47.114	138.4	14:02:12.522							
10	1:40.572	21.559	32.345	46.668	175.7	14:03:53.094							
11	1:39.467	21.260	31.917	46.290	177.7	14:05:32.561							
12	1:41.176	21.204	33.470	46.502	174.7	14:07:13.737							
13	1:39.456	21.059	32.168	46.229	177.7	14:08:53.193							
14	<b>2:45.257 B</b>	21.624	35.880	1:47.753	106.9	14:11:38.450							
15	5:25.149 B				54.4	14:17:03.599							
16	2:23.652	58.290	35.748	49.614	123.0	14:19:27.251							
17	1:45.593	22.135	33.185	50.273	167.4	14:21:12.844							
18	1:42.161	21.451	32.032	48.678	173.0	14:22:55.005							
19	1:38.894	21.151	31.726	46.017	178.7	14:24:33.899							
20	1:42.559	<b>20.983</b>	33.274	48.302	172.3	14:26:16.458							
21	1:38.570	21.121	31.619	45.830	179.3	14:27:55.028							
22	<b>1:38.276</b>	21.046	<b>31.477</b>	<b>45.753</b>	179.8	14:29:33.304							

77 Bart HARRISON		GBR											
Double R		Dallara 326											
1	4:04.584	2:37.468	36.182	50.934	72.3	13:34:04.584							
2	1:43.370	22.812	33.318	47.240	171.0	13:35:47.954							
3	1:40.785	21.545	32.490	46.750	175.3	13:37:28.739							
4	1:39.088	21.355	31.853	45.880	178.4	13:39:07.827							
5	1:38.768	21.067	31.814	45.887	178.9	13:40:46.595							
6	1:38.470	21.023	31.719	45.728	179.5	13:42:25.065							
7	5:31.607 B	22.395	38.050	4:31.162	53.3	13:47:56.672							
8	2:10.382	41.225	36.209	52.948	135.5	13:50:07.054							
9	11:16.077 B	23.418	37.230	...	26.1	14:01:23.131							
10	2:19.877	48.090	39.271	52.516	126.3	14:03:43.008							
11	1:45.827	24.043	34.213	47.571	167.0	14:05:28.835							
12	1:38.100	21.144	31.550	45.406	180.1	14:07:06.935							
13	1:43.671	20.928	32.320	50.423	170.5	14:08:50.606							
14	8:40.897 B	20.843	36.474	7:43.580	33.9	14:17:31.503							
15	2:16.165	54.822	33.006	48.337	129.8	14:19:47.668							
16	1:41.596	22.389	33.272	45.935	173.9	14:21:29.264							
17	<b>1:37.492</b>	<b>20.812</b>	<b>31.475</b>	<b>45.205</b>	181.3	14:23:06.756							
18	4:37.288 B	30.440	40.440	3:26.408	63.7	14:27:44.044							

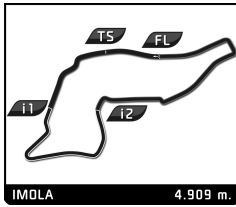
84 Genaro TRAPPA		ARG											
Hitech		Dallara 326											

Lap	Time	Sector 1	Sector 2	Sector 3	Kph	Elapsed	Lap	Time	Sector 1	Sector 2	Sector 3	Kph	Elapsed
11	16:09.929 B	21.084	31.884	...	18.2	14:06:04.630							
12	2:05.787	38.078	36.446	51.263	140.5	14:08:10.417							
13	9:28.630 B	22.377	35.433	8:30.820	31.1	14:17:39.047							
14	2:12.204	48.999	33.531	49.674	133.7	14:19:51.251							
15	1:40.283	21.268	31.822	47.193	176.2	14:21:31.534							
16	1:38.213	21.019	31.572	45.622	179.9	14:23:09.747							
17	1:39.960	21.323	31.600	47.037	176.8	14:24:49.707							
18	1:37.436	20.841	31.355	<b>45.240</b>	181.4	14:26:27.143							
19	<b>1:37.430</b>	<b>20.752</b>	31.316	45.362	181.4	14:28:04.573							
20	1:48.284	20.908	35.662	51.714	163.2	14:29:52.857							

91 Lorenzo CAMPOS		AGO											
Double R		Dallara 326											
1	4:08.450	2:38.882	38.672	50.896	71.1	13:34:08.450							
2	1:46.301	23.376	34.432	48.493	166.2	13:35:54.751							
3	1:41.560	21.761	32.695	47.104	174.0	13:37:36.311							
4	1:42.840	22.030	33.922	46.888	171.8	13:39:19.151							
5	1:40.624	21.420	32.519	46.685	175.6	13:40:59.775							
6	1:39.320	21.140	31.956	46.224	177.9	13:42:39.095							
7	4:11.572 B	21.089	31.934	3:18.549	70.2	13:46:50.667							
8	2:53.398	1:22.347	38.942	52.109	101.9	13:49:44.065							
9	<b>5:25.324 B</b>	22.757	33.388	4:29.179	54.3	13:55:09.389							
10	8:34.524	7:01.200	40.340	52.984	34.3	14:03:43.913							
11	1:45.711	23.924	33.982	47.805	167.2	14:05:29.624							
12	1:39.321	21.352	32.076	45.893	177.9	14:07:08.945							
13	1:38.236	20.919	31.663	45.654	179.9	14:08:47.181							
14	<b>3:44.861 B</b>	20.903	37.108	2:46.850	78.6	14:12:32.042							
15	7:47.219	6:25.741	34.072	47.406	37.8	14:20:19.261							
16	1:39.130	21.086	32.073	45.971	178.3	14:21:58.391							
17	<b>1:37.889</b>	20.871	31.507	45.511	180.5	14:23:36.280							
18	1:40.424	<b>20.862</b>	33.376	46.186	176.0	14:25:16.704							
19	1:37.906	20.917	<b>31.506</b>	<b>45.483</b>	180.5	14:26:54.610							
20	1:38.093	20.862	31.732	45.499	180.2	14:28:32.703							

99 René LAMMERS		NLD											
MP Motorsport		Dallara 326											
1	4:21.117	2:53.187	35.226	52.704	67.7	13:34:21.117							
2	1:44.039	22.384	32.770	48.885	169.9	13:36:05.156							
3	1:43.397	21.651	32.064	49.682	170.9	13:37:48.553							
4	1:39.897	21.241	32.094	46.562	176.9	13:39:28.450							
5	1:40.834	22.337	31.839	46.658	175.3	13:41:09.284							
6	1:38.503	21.197	31.345	45.961	179.4	13:42:47.787							
7	1:38.736	20.996	31.393	46.347	179.0	13:44:26.523							
8	15:55.261 B	20.986	31.468	...	18.5	14:00:21.784							
9	2:31.471	1:02.219	37.333	51.919	116.7	14:02:53.255							
10	1:39.926	21.363	32.043	46.520	176.9	14:04:33.181							
11	2:03.153	31.843	38.718	52.592	143.5	14:06:36.334							

# EURO CUP 3



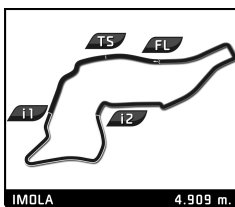
## Eurocup3 ROUND 3 - IMOLA Official Collective Test 1

### Sector Analysis

Lap under Red Flag    — Invalidated Lap    ■ Personal Best    ■ Session Best    **B** Crossing the pit lane

Lap	Time	Sector 1	Sector 2	Sector 3	Kph	Elapsed	Lap	Time	Sector 1	Sector 2	Sector 3	Kph	Elapsed
12	1:41.275	21.273	31.643	48.359	174.5	14:08:17.609							
13	10:23.662 <b>B</b>	20.928	31.979	9:30.755	28.3	14:18:41.271							
14	2:07.438	41.366	36.509	49.563	138.7	14:20:48.709							
15	1:42.860	21.951	32.769	48.140	171.8	14:22:31.569							
16	1:38.122	21.140	31.348	45.634	180.1	14:24:09.691							
17	1:37.560	20.960	31.171	45.429	181.1	14:25:47.251							
18	<u>1:42.590</u>	20.854	31.053	<u>50.683</u>	172.3	14:27:29.841							
19	<span style="background-color: green; color: white;">1:37.053</span>	20.815	31.048	<span style="background-color: green; color: white;">45.190</span>	182.1	14:29:06.894							

# EURO CUP 3



## Eurocup3 ROUND 3 - IMOLA Official Collective Test 1

### Track Limits Analysis

No	Driver	Team	T.L. Nr	Camera	Lap	Time
2	Kacper SZTUKA	Tecnicar by Amtog	1	Turn 15	22	14:29:24.876
						<b>Total Infractions:</b> <input type="text" value="1"/>
3	Edouard BORGNA	Drivex	1	Turn 14	13	14:07:06.671
						<b>Total Infractions:</b> <input type="text" value="1"/>
26	Tommy HARFIELD	Double R	1	Turn 11	3	13:36:47.608
						<b>Total Infractions:</b> <input type="text" value="1"/>
99	René LAMMERS	MP Motorsport	1	Turn 11	18	14:26:40.555
						<b>Total Infractions:</b> <input type="text" value="1"/>

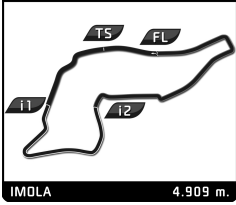
TOTAL TRACK LIMITS: 4

Published at: .....14:35.....

**Track Limits Operator:**

Daphne FERNÁNDEZ  
OD-1537-ESP-CAT

# EURO CUP 3





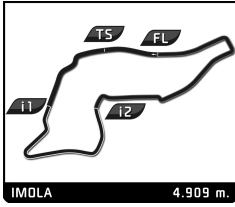
## Eurocup3 ROUND 3 - IMOLA Official Collective Test 1

### Race Director Report

Hour	Flag	Message
13:22:22		E3 OCT 1 - PIT LANE WILL BE OPEN AT 13.30
13:31:37		PIT LANE OPEN
13:50:54	RF	RED FLAG
13:55:37		PIT LANE WILL BE OPEN AT 14.00
14:00:01	GF	GREEN FLAG
14:09:13	RF	RED FLAG
14:15:17		PIT LANE WILL BE OPEN AT 14.17
14:17:00	GF	GREEN FLAG
14:21:05		CAR #4 - POOR GPS SIGNAL - CHECK GPS ANTENNA CONNECTION
14:30:06		CHEQUERED FLAG

Published at: ...14:35.....

<b>Race Director:</b> Luis GONZÁLEZ 	<b>Timekeeper:</b> Alberto ESTÉBANEZ 
-------------------------------------------------------------------------------------------------------------------------------	----------------------------------------------------------------------------------------------------------------------------------

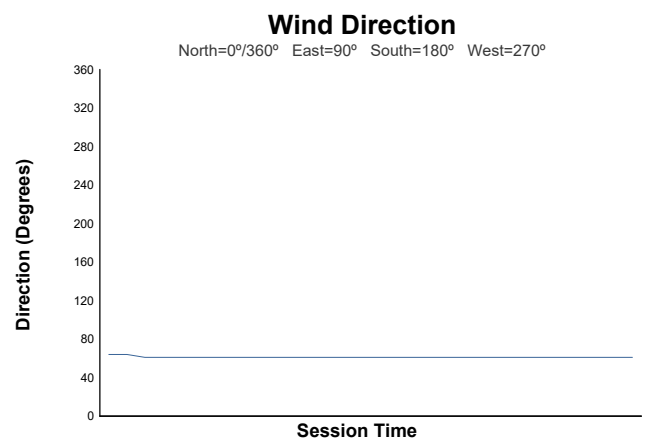
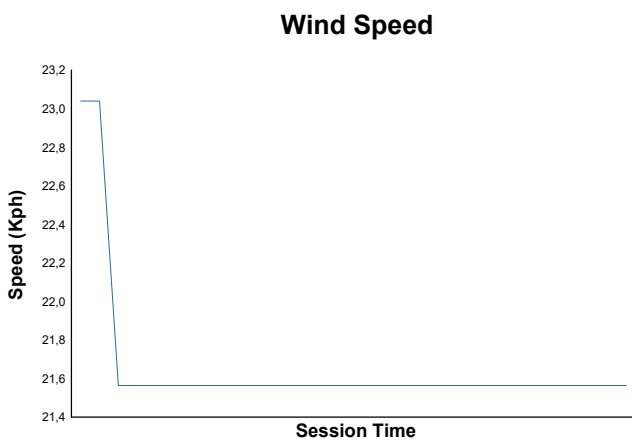
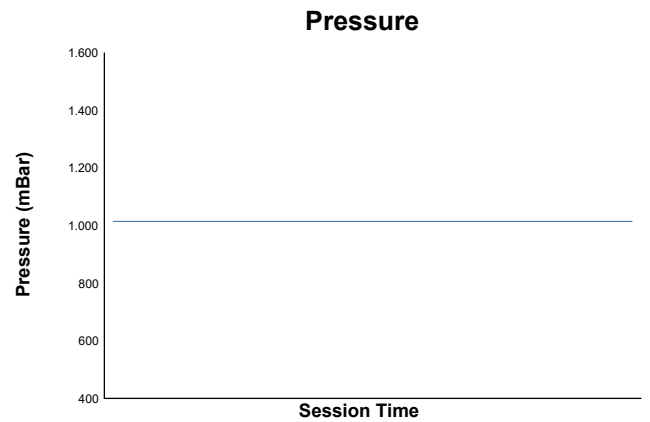
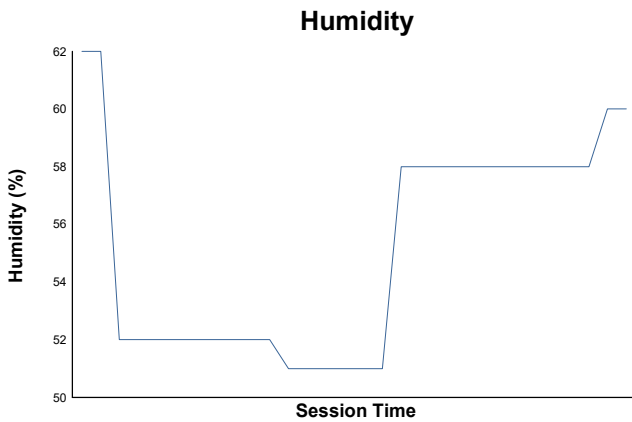
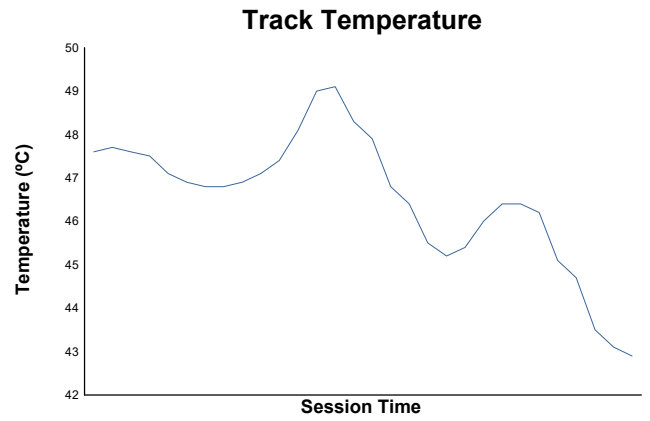
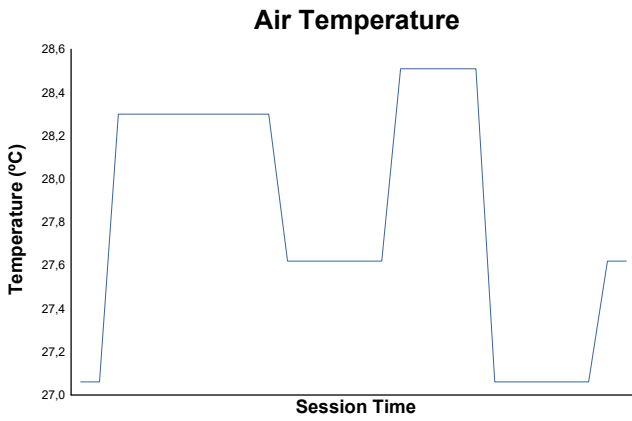


## ROUND 3 - IMOLA

### Eurocup3

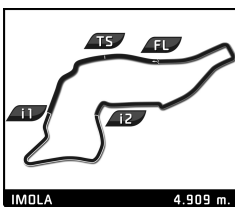
### Official Collective Test 1

### Weather Report



Track Status: **DRY**

# EURO CUP 3



## Eurocup3 ROUND 3 - IMOLA Official Collective Test 2

### Classification

No	Driver	Nat	Team	Car	Cl.	Time	Lap Total	Gap	Kph
1	14 Keanu AL AZHARI	ARE	Hitech	Dallara 326		1:36.025	19 24	- -	184.0
2	48 James EGOZI	USA	Palou Motorsport	Dallara 326		1:36.125	24 24	+0.100 +0.100	183.8
3	33 Rafael PERARD	FRA	Palou Motorsport	Dallara 326	R	1:36.187	22 22	+0.162 +0.062	183.7
4	4 Ean EYCKMANS	BEL	MP Motorsport	Dallara 326	R	1:36.287	12 19	+0.262 +0.100	183.5
5	2 Kacper SZTUKA	POL	Tecnicar by Amtog	Dallara 326		1:36.518	10 15	+0.493 +0.231	183.1
6	41 Alex POWELL	USA	Griffin Core by Campos	Dallara 326	R	1:36.520	23 23	+0.495 +0.002	183.1
7	7 Christopher EL FEGHALI	LBN	Drivex	Dallara 326	R	1:36.584	24 24	+0.559 +0.064	183.0
8	27 Heitor DALL'AGNOL	BRA	Palou Motorsport	Dallara 326	R	1:36.603	15 22	+0.578 +0.019	182.9
9	12 Gianmarco PRADEL	AUS	MP Motorsport	Dallara 326		1:36.654	13 20	+0.629 +0.051	182.8
10	9 Thomas STRAUVEN	BEL	Griffin Core by Campos	Dallara 326	R	1:36.752	24 24	+0.727 +0.098	182.7
11	77 Bart HARRISON	GBR	Double R	Dallara 326	R	1:36.801	18 22	+0.776 +0.049	182.6
12	10 Enzo TARNVANICHKUL	THA	Griffin Core by Campos	Dallara 326		1:36.846	9 21	+0.821 +0.045	182.5
13	99 René LAMMERS	NLD	MP Motorsport	Dallara 326	R	1:36.852	12 18	+0.827 +0.006	182.5
14	39 Santino PANETTA	ARG	Hitech	Dallara 326	R	1:36.861	17 23	+0.836 +0.009	182.5
15	5 Patrick HEUZENROEDER	AUS	Griffin Core by Campos	Dallara 326		1:36.943	23 23	+0.918 +0.082	182.3
16	11 Juan COTA	ESP	TC Racing	Dallara 326	R	1:37.152	15 19	+1.127 +0.209	181.9
17	22 Nacho TUÑON	ESP	Tecnicar by Amtog	Dallara 326		1:37.182	20 25	+1.157 +0.030	181.8
18	91 Lorenzo CAMPOS	AGO	Double R	Dallara 326	R	1:37.208	17 23	+1.183 +0.026	181.8
19	26 Tommy HARFIELD	GBR	Double R	Dallara 326	R	1:37.230	15 26	+1.205 +0.022	181.8
20	84 Genaro TRAPPA	ARG	Hitech	Dallara 326	R	1:37.247	18 24	+1.222 +0.017	181.7
21	23 Stefan BOSTANDJIEV	BGR	Hitech	Dallara 326		1:37.255	20 23	+1.230 +0.008	181.7
22	44 Rayan CARETTI	FRA	GRS	Dallara 326	R	1:37.602	20 24	+1.577 +0.347	181.1
23	37 Filippo FIORENTINO	BRA	Drivex	Dallara 326	R	1:37.819	22 22	+1.794 +0.217	180.7
24	8 Alceu FELDMANN	BRA	MP Motorsport	Dallara 326		1:37.825	12 19	+1.800 +0.006	180.7
25	6 Stylianos KOLOVOS	GRC	Drivex	Dallara 326	R	1:38.269	20 20	+2.244 +0.444	179.8
26	31 Renzo BARBUY	ARG	TC Racing	Dallara 326	R	1:38.299	15 23	+2.274 +0.030	179.8
27	3 Edouard BORGNA	FRA	Drivex	Dallara 326		1:38.337	12 19	+2.312 +0.038	179.7
28	70 Jakob BERGMEISTER	DEU	GRS	Dallara 326		1:38.343	14 26	+2.318 +0.006	179.7
29	20 Benjamin BECKLEY	CRI	Tecnicar by Amtog	Dallara 326	R	1:38.553	17 25	+2.528 +0.210	179.3
30	16 Bianca BUSTAMANTE	PHL	Palou Motorsport	Dallara 326		1:38.890	10 20	+2.865 +0.337	178.7

Fastest Lap: Lap 19 Keanu AL AZHARI 1:36.025 184.0 Kph

CAR #16 - BEST LAPTIME DELETED - CAUSING A RED FLAG - Art. 30.7

Published at: ....19:05.....

Track Status: **DRY**

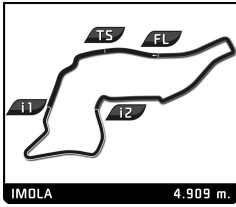
**Race Director:**

Luis GONZÁLEZ

**Timekeeper:**

Alberto ESTÉBANEZ

# EURO CUP 3



## Eurocup3 ROUND 3 - IMOLA Official Collective Test 2 Classification by Class

No Driver	Nat	Team	Car	Time	Lap Total	Gap	Kph	
<b>R</b>								
1	33	Rafael PERARD	FRA	Palou Motorsport	Dallara 326	1:36.187	22 22	183.7
2	4	Ean EYCKMANS	BEL	MP Motorsport	Dallara 326	1:36.287	12 19	+0.100 +0.100 183.5
3	41	Alex POWELL	USA	Griffin Core by Campos	Dallara 326	1:36.520	23 23	+0.333 +0.233 183.1
4	7	Christopher EL FEGHALI	LBN	Drivex	Dallara 326	1:36.584	24 24	+0.397 +0.064 183.0
5	27	Heitor DALL'AGNOL	BRA	Palou Motorsport	Dallara 326	1:36.603	15 22	+0.416 +0.019 182.9
6	9	Thomas STRAUVEN	BEL	Griffin Core by Campos	Dallara 326	1:36.752	24 24	+0.565 +0.149 182.7
7	77	Bart HARRISON	GBR	Double R	Dallara 326	1:36.801	18 22	+0.614 +0.049 182.6
8	99	René LAMMERS	NLD	MP Motorsport	Dallara 326	1:36.852	12 18	+0.665 +0.051 182.5
9	39	Santino PANETTA	ARG	Hitech	Dallara 326	1:36.861	17 23	+0.674 +0.009 182.5
10	11	Juan COTA	ESP	TC Racing	Dallara 326	1:37.152	15 19	+0.965 +0.291 181.9
11	91	Lorenzo CAMPOS	AGO	Double R	Dallara 326	1:37.208	17 23	+1.021 +0.056 181.8
12	26	Tommy HARFIELD	GBR	Double R	Dallara 326	1:37.230	15 26	+1.043 +0.022 181.8
13	84	Genaro TRAPPA	ARG	Hitech	Dallara 326	1:37.247	18 24	+1.060 +0.017 181.7
14	44	Rayan CARETTI	FRA	GRS	Dallara 326	1:37.602	20 24	+1.415 +0.355 181.1
15	37	Filippo FIORENTINO	BRA	Drivex	Dallara 326	1:37.819	22 22	+1.632 +0.217 180.7
16	6	Stylianios KOLOVOS	GRC	Drivex	Dallara 326	1:38.269	20 20	+2.082 +0.450 179.8
17	31	Renzo BARBUY	ARG	TC Racing	Dallara 326	1:38.299	15 23	+2.112 +0.030 179.8
18	20	Benjamin BECKLEY	CRI	Tecnicar by Amtog	Dallara 326	1:38.553	17 25	+2.366 +0.254 179.3

CAR #16 - BEST LAPTIME DELETED - CAUSING A RED FLAG - Art. 30.7

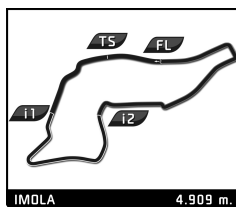
Published at: .....19:05.....

Track Status: **DRY**

**Race Director:**  
Luis GONZÁLEZ

**Timekeeper:**  
Alberto ESTÉBANEZ

# EURO CUP 3

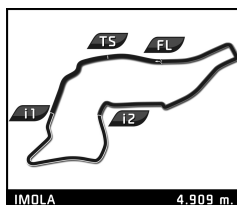


## Eurocup3 ROUND 3 - IMOLA Official Collective Test 2

### Best Top Speed

No Driver	Team	Class	Top 1		Top 2		Top 3		Top 4		Top 5		
			Kph	Lap	Kph	Lap	Kph	Lap	Kph	Lap	Kph	Lap	Avg
10 Enzo TARNVANICHKUL	Griffin Core by Campos		260.9	12	257.1	10	256.5	9	256.5	18	255.9	5	257,4
9 Thomas STRAUVEN	Griffin Core by Campos	R	259.6	21	256.5	10	256.5	12	255.9	11	255.9	24	256,9
41 Alex POWELL	Griffin Core by Campos	R	258.4	10	258.4	15	257.1	13	256.5	14	256.5	19	257,4
5 Patrick HEUZENROEDER	Griffin Core by Campos		257.1	12	256.5	10	256.5	19	255.9	14	255.3	11	256,3
37 Filippo FIORENTINO	Drivex	R	257.1	19	253.5	17	251.7	8	251.7	15	251.7	18	253,1
27 Heitor DALL'AGNOL	Palou Motorsport	R	256.5	13	254.7	20	254.1	15	253.5	10	253.5	11	254,5
84 Genaro TRAPPA	Hitech	R	256.5	22	254.7	20	252.9	10	252.9	11	252.9	21	254,0
26 Tommy HARFIELD	Double R	R	255.9	23	255.3	7	254.7	15	254.1	14	254.1	21	254,8
77 Bart HARRISON	Double R	R	255.9	13	253.5	9	253.5	22	252.9	4	252.9	5	253,7
22 Nacho TUÑON	Tecnicar by Amtog		255.3	22	254.1	20	252.9	8	252.9	16	252.9	21	253,6
91 Lorenzo CAMPOS	Double R	R	255.3	21	254.7	9	254.7	10	252.9	8	252.9	12	254,1
3 Edouard BORGNA	Drivex		254.7	12	253.5	13	252.9	7	252.9	8	252.3	9	253,3
48 James EGOZI	Palou Motorsport		254.7	20	254.7	24	253.5	13	253.5	15	253.5	16	254,0
6 Stylianos KOLOVOS	Drivex	R	254.1	20	252.3	19	251.2	12	250.6	8	250.6	9	251,8
33 Rafael PERARD	Palou Motorsport	R	254.1	13	254.1	22	253.5	11	253.5	14	253.5	18	253,7
39 Santino PANETTA	Hitech	R	254.1	11	253.5	12	252.9	4	252.9	7	252.9	10	253,3
2 Kacper SZTUKA	Tecnicar by Amtog		253.5	10	253.5	11	252.9	7	252.3	5	252.3	9	252,9
8 Alceu FELDMANN	MP Motorsport		253.5	11	251.7	6	251.7	7	251.7	14	251.7	17	252,1
11 Juan COTA	TC Racing	R	253.5	9	252.9	8	251.7	5	251.7	15	251.2	6	252,2
16 Bianca BUSTAMANTE	Palou Motorsport		253.5	13	252.9	14	252.9	15	252.9	19	252.3	11	252,9
7 Christopher EL FEGHALI	Drivex	R	252.9	5	252.9	21	252.3	24	251.7	13	251.7	14	252,3
12 Gianmarco PRADEL	MP Motorsport		252.9	12	251.7	6	251.7	13	251.7	14	251.2	7	251,8
20 Benjamin BECKLEY	Tecnicar by Amtog	R	252.9	25	252.3	4	252.3	24	251.7	20	251.2	6	252,1
23 Stefan BOSTANDJIEV	Hitech		252.9	7	252.3	5	252.3	10	252.3	20	251.7	9	252,3
44 Rayan CARETTI	GRS	R	252.9	8	252.9	14	252.3	10	252.3	19	251.7	7	252,4
99 René LAMMERS	MP Motorsport	R	252.9	13	252.3	5	251.2	18	250.6	4	250.6	6	251,5
14 Keanu AL AZHARI	Hitech		252.3	7	252.3	9	251.7	6	251.7	8	251.7	10	251,9
70 Jakob BERGMEISTER	GRS		252.3	17	251.2	25	250.6	12	250.6	21	250.6	22	251,1
4 Ean EYCKMANS	MP Motorsport	R	251.7	6	251.2	5	251.2	7	251.2	13	251.2	14	251,3
31 Renzo BARBUY	TC Racing	R	251.2	23	250.0	15	250.0	16	250.0	19	249.4	7	250,1

# EURO CUP 3

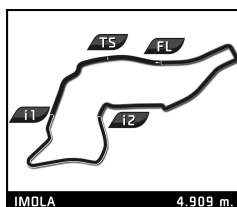


## Eurocup3 ROUND 3 - IMOLA Official Collective Test 2

### Best Sector Times

Sector 1			Sector 2			Sector 3			Ideal Lap	Best Lap	
Pos	No Driver	Time	No Driver	Time	No Driver	Time	Pos	No Driver			
1	48 J.EGOZI	20.619	14 K.AL AZHARI	30.674	14 K.AL AZHARI	44.642	1	14 K.AL AZHARI	1:35.945	1:36.025	(1)
2	14 K.AL AZHARI	20.629	33 R.PERARD	30.757	4 E.EYCKMANS	44.667	2	48 J.EGOZI	1:36.094	1:36.125	(2)
3	33 R.PERARD	20.668	48 J.EGOZI	30.766	33 R.PERARD	44.674	3	33 R.PERARD	1:36.099	1:36.187	(3)
4	99 R.LAMMERS	20.672	4 E.EYCKMANS	30.810	48 J.EGOZI	44.709	4	4 E.EYCKMANS	1:36.183	1:36.287	(4)
5	4 E.EYCKMANS	20.706	27 H.DALL'AGNOL	30.857	2 K.SZTUKA	44.808	5	27 H.DALL'AGNOL	1:36.484	1:36.603	(8)
6	10 E.TARNVANICHKUL	20.724	41 A.POWELL	30.886	12 G.PRADEL	44.813	6	2 K.SZTUKA	1:36.518	1:36.518	(5)
7	27 H.DALL'AGNOL	20.726	9 T.STRAUVEN	30.899	41 A.POWELL	44.885	7	41 A.POWELL	1:36.520	1:36.520	(6)
8	41 A.POWELL	20.749	39 S.PANETTA	30.900	27 H.DALL'AGNOL	44.901	8	7 C.EL FEGHALI	1:36.578	1:36.584	(7)
9	7 C.EL FEGHALI	20.750	7 C.EL FEGHALI	30.904	7 C.EL FEGHALI	44.924	9	12 G.PRADEL	1:36.591	1:36.654	(9)
10	5 P.HEUZENROEDER	20.767	2 K.SZTUKA	30.937	9 T.STRAUVEN	44.936	10	9 T.STRAUVEN	1:36.622	1:36.752	(10)
11	26 T.HARFIELD	20.770	11 J.COTA	30.947	39 S.PANETTA	44.981	11	39 S.PANETTA	1:36.654	1:36.861	(14)
12	39 S.PANETTA	20.773	99 R.LAMMERS	30.955	77 B.HARRISON	44.999	12	99 R.LAMMERS	1:36.741	1:36.852	(13)
13	2 K.SZTUKA	20.773	77 B.HARRISON	30.969	10 E.TARNVANICHKUL	45.006	13	10 E.TARNVANICHKUL	1:36.789	1:36.846	(12)
14	12 G.PRADEL	20.773	12 G.PRADEL	31.005	23 S.BOSTANDJIEV	45.048	14	77 B.HARRISON	1:36.801	1:36.801	(11)
15	9 T.STRAUVEN	20.787	5 P.HEUZENROEDER	31.010	5 P.HEUZENROEDER	45.053	15	5 P.HEUZENROEDER	1:36.830	1:36.943	(15)
16	91 L.CAMPOS	20.810	10 E.TARNVANICHKUL	31.059	99 R.LAMMERS	45.114	16	11 J.COTA	1:37.053	1:37.152	(16)
17	22 N.TUÑON	20.824	91 L.CAMPOS	31.087	22 N.TUÑON	45.155	17	91 L.CAMPOS	1:37.061	1:37.208	(18)
18	84 G.TRAPPA	20.826	22 N.TUÑON	31.091	91 L.CAMPOS	45.164	18	22 N.TUÑON	1:37.070	1:37.182	(17)
19	77 B.HARRISON	20.833	84 G.TRAPPA	31.100	84 G.TRAPPA	45.192	19	84 G.TRAPPA	1:37.118	1:37.247	(20)
20	11 J.COTA	20.839	70 J.BERGMEISTER	31.105	26 T.HARFIELD	45.224	20	26 T.HARFIELD	1:37.170	1:37.230	(19)
21	23 S.BOSTANDJIEV	20.861	44 R.CARETTI	31.152	11 J.COTA	45.267	21	23 S.BOSTANDJIEV	1:37.215	1:37.255	(21)
22	44 R.CARETTI	20.902	26 T.HARFIELD	31.176	44 R.CARETTI	45.388	22	44 R.CARETTI	1:37.442	1:37.602	(22)
23	8 A.FELDMANN	20.930	8 A.FELDMANN	31.215	8 A.FELDMANN	45.443	23	8 A.FELDMANN	1:37.588	1:37.825	(24)
24	70 J.BERGMEISTER	20.976	37 F.FIORENTINO	31.252	37 F.FIORENTINO	45.454	24	37 F.FIORENTINO	1:37.698	1:37.819	(23)
25	37 F.FIORENTINO	20.992	23 S.BOSTANDJIEV	31.306	6 S.KOLOVOS	45.636	25	70 J.BERGMEISTER	1:37.877	1:38.343	(28)
26	3 E.BORGNA	20.993	31 R.BARBUY	31.332	16 B.BUSTAMANTE	45.675	26	31 R.BARBUY	1:38.141	1:38.299	(26)
27	6 S.KOLOVOS	20.994	3 E.BORGNA	31.488	31 R.BARBUY	45.707	27	6 S.KOLOVOS	1:38.228	1:38.269	(25)
28	20 B.BECKLEY	21.010	20 B.BECKLEY	31.529	3 E.BORGNA	45.755	28	3 E.BORGNA	1:38.236	1:38.337	(27)
29	16 B.BUSTAMANTE	21.079	6 S.KOLOVOS	31.598	70 J.BERGMEISTER	45.796	29	20 B.BECKLEY	1:38.358	1:38.553	(29)
30	31 R.BARBUY	21.102	16 B.BUSTAMANTE	31.859	20 B.BECKLEY	45.819	30	16 B.BUSTAMANTE	1:38.613	1:38.890	(30)

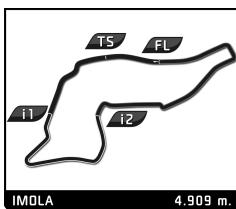
# EURO CUP 3



## Eurocup3 ROUND 3 - IMOLA Official Collective Test 2






### Fastest Lap Sequence

Elapsed	No	Driver	Team	Car	Class	Time	Kph	Lap
5:11.985	48	James EGOZI	Palou Motorsport	Dallara 326		1:48.504	162.9	2
5:14.218	70	Jakob BERGMEISTER	GRS	Dallara 326		1:46.096	166.6	2
5:16.166	37	Filippo FIORENTINO	Drivex	Dallara 326	R	1:43.936	170.0	2
5:39.148	31	Renzo BARBUY	TC Racing	Dallara 326	R	1:43.105	171.4	2
5:43.345	11	Juan COTA	TC Racing	Dallara 326	R	1:40.999	175.0	2
6:00.008	39	Santino PANETTA	Hitech	Dallara 326	R	1:39.621	177.4	2
7:31.686	77	Bart HARRISON	Double R	Dallara 326	R	1:38.524	179.4	3
7:37.930	39	Santino PANETTA	Hitech	Dallara 326	R	1:37.922	180.5	3
9:21.333	99	René LAMMERS	MP Motorsport	Dallara 326	R	1:37.866	180.6	4
9:25.223	4	Ean EYCKMANS	MP Motorsport	Dallara 326	R	1:37.529	181.2	4
10:22.222	48	James EGOZI	Palou Motorsport	Dallara 326		1:37.344	181.5	5
12:39.547	4	Ean EYCKMANS	MP Motorsport	Dallara 326	R	1:36.969	182.2	6
16:35.431	2	Kacper SZTUKA	Tecnicar by Amtog	Dallara 326		1:36.910	182.4	8
17:51.231	14	Keanu AL AZHARI	Hitech	Dallara 326		1:36.839	182.5	8
18:12.054	2	Kacper SZTUKA	Tecnicar by Amtog	Dallara 326		1:36.623	182.9	9
19:48.572	2	Kacper SZTUKA	Tecnicar by Amtog	Dallara 326		1:36.518	183.1	10
27:14.950	33	Rafael PERARD	Palou Motorsport	Dallara 326	R	1:36.405	183.3	11
28:51.287	33	Rafael PERARD	Palou Motorsport	Dallara 326	R	1:36.337	183.4	12
32:28.888	4	Ean EYCKMANS	MP Motorsport	Dallara 326	R	1:36.287	183.5	12
42:52.343	14	Keanu AL AZHARI	Hitech	Dallara 326		1:36.129	183.8	18
44:28.368	14	Keanu AL AZHARI	Hitech	Dallara 326		1:36.025	184.0	19

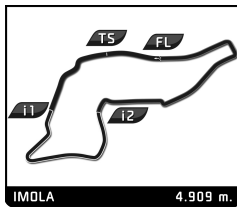


## Eurocup3 ROUND 3 - IMOLA Official Collective Test 2

### Flag Analysis

Flag	Time
	GREEN FLAG 18:00:00.000
	RED FLAG 18:50:36.372
	GREEN FLAG 18:56:01.138
	CHEQUERED FLAG 19:00:00.000
	YELLOW FLAG AT SECTOR 3 19:01:22.057

# EURO CUP 3



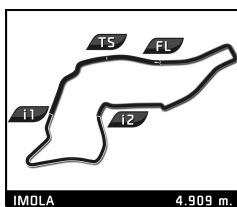
## Eurocup3 ROUND 3 - IMOLA Official Collective Test 2

### Sector Analysis

Lap under Red Flag    — Invalidated Lap    ■ Personal Best    ■ Session Best    B Crossing the pit lane

Lap	Time	Sector 1	Sector 2	Sector 3	Kph	Elapsed	Lap	Time	Sector 1	Sector 2	Sector 3	Kph	Elapsed
<b>2</b> Kacper SZTUKA POL							Dallara 326						
Tecnicar by Amtog													
1	4:12.949B	2:27.478	36.776	1:08.695	69.9	18:04:12.949	15	2:10.667	46.653	34.514	49.500	135.2	18:47:45.577
2	2:14.153	51.576	33.614	48.963	131.7	18:06:27.102	16	1:48.021	21.604	33.494	52.923	163.6	18:49:33.598
3	1:38.186	21.148	31.654	45.384	180.0	18:08:05.288	17	6:59.760B	21.034	32.741	6:05.985	42.1	18:56:33.358
4	1:37.646	21.067	31.426	45.153	181.0	18:09:42.934	18	2:01.909	38.997	32.793	50.119	145.0	18:58:35.267
5	1:48.149	20.856	34.578	52.715	163.4	18:11:31.083	19	1:36.882	20.830	30.958	45.094	182.4	19:00:12.149
6	1:37.084	20.854	31.216	45.014	182.0	18:13:08.167							
7	1:50.354	21.691	38.191	50.472	160.1	18:14:58.521							
8	1:36.910	20.850	30.998	45.062	182.4	18:16:35.431							
9	1:36.623	20.805	31.004	44.814	182.9	18:18:12.054							
10	1:36.518	20.773	30.937	44.808	183.1	18:19:48.572							
11	25:26.520B	20.830	31.462	...	11.6	18:45:15.092							
12	2:25.331	46.000	42.220	57.111	121.6	18:47:40.423							
13	1:50.169	22.827	34.608	52.734	160.4	18:49:30.592							
14	6:43.624B	21.069	31.707	5:50.848	43.8	18:56:14.216							
15	2:02.848	40.396	32.967	49.485	143.9	18:58:17.064							
<b>3</b> Edouard BORGNA FRA							Dallara 326						
Drivex													
1	4:07.796B	2:24.472	35.674	1:07.650	71.3	18:04:07.796							
2	2:34.490B	50.829	33.834	1:09.827	114.4	18:06:42.286							
3	6:16.888B	1:07.197	34.368	4:35.323	46.9	18:12:59.174							
4	2:12.509	44.258	38.633	49.618	133.4	18:15:11.683							
5	1:43.545	22.132	33.687	47.726	170.7	18:16:55.228							
6	1:39.381	21.493	31.941	45.947	177.8	18:18:34.609							
7	1:39.506	21.514	31.878	46.114	177.6	18:20:14.115							
8	1:38.818	21.135	31.880	45.803	178.8	18:21:52.933							
9	1:38.549	21.163	31.631	45.755	179.3	18:23:31.482							
10	1:54.828	25.835	37.479	51.514	153.9	18:25:26.310							
11	1:40.819	21.091	31.553	48.175	175.3	18:27:07.129							
12	1:38.337	20.993	31.506	45.838	179.7	18:28:45.466							
13	15:12.054B	21.422	32.508	...	19.4	18:43:57.520							
14	2:25.997	48.184	42.214	55.599	121.0	18:46:23.517							
15	1:49.628	24.257	35.276	50.095	161.2	18:48:13.145							
16	1:47.222	22.415	36.405	48.402	164.8	18:50:00.367							
17	6:09.809B	21.194	42.945	5:05.670	47.8	18:56:10.176							
18	2:07.711	44.306	33.880	49.525	138.4	18:58:17.887							
19	1:38.657	21.058	31.583	46.016	179.1	18:59:56.544							
<b>4</b> Ean EYCKMANS BEL							Dallara 326						
MP Motorsport													
1	4:27.951	3:00.598	37.496	49.857	66.0	18:04:27.951							
2	1:41.581	21.754	32.603	47.224	174.0	18:06:09.532							
3	1:38.162	21.131	31.579	45.452	180.0	18:07:47.694							
4	1:37.529	20.912	31.120	45.497	181.2	18:09:25.223							
5	1:37.355	21.166	31.188	45.001	181.5	18:11:02.578							
6	1:36.969	20.835	31.075	45.059	182.2	18:12:39.547							
7	11:13.237B	20.830	32.292	...	26.2	18:23:52.784							
8	2:01.945	39.816	33.882	48.247	144.9	18:25:54.729							
9	1:43.903	23.429	33.845	46.629	170.1	18:27:38.632							
10	1:37.227	21.034	31.160	45.033	181.8	18:29:15.859							
11	1:36.742	20.921	30.912	44.909	182.7	18:30:52.601							
12	1:36.287	20.764	30.856	44.667	183.5	18:32:28.888							
13	1:36.309	20.706	30.810	44.793	183.5	18:34:05.197							
14	11:29.713B	20.810	31.038	...	25.6	18:45:34.910							
<b>5</b> Patrick HEUZENROEDER AUS							Dallara 326						
Griffin Core by Campos													
1	3:03.457B	1:20.136	36.269	1:07.052	96.3	18:03:03.457							
2	2:33.321B	53.304	33.983	1:06.034	115.3	18:05:36.778							
3	2:43.915	1:24.731	32.602	46.582	107.8	18:08:20.693							
4	1:39.146	21.311	31.850	45.985	178.2	18:09:59.839							
5	1:38.735	21.115	31.638	45.982	179.0	18:11:38.574							
6	1:55.591B	21.342	31.673	1:02.576	152.9	18:13:34.165							
7	5:25.276	3:55.730	36.656	52.890	54.3	18:18:59.441							
8	1:47.703	22.348	33.342	52.013	164.1	18:20:47.144							
9	1:38.300	21.188	31.579	45.533	179.8	18:22:25.444							
10	1:37.759	20.988	31.344	45.427	180.8	18:24:03.203							
11	1:37.436	20.872	31.293	45.271	181.4	18:25:40.639							
12	1:43.108	20.767	33.479	48.862	171.4	18:27:23.747							
13	1:37.526	20.872	31.361	45.293	181.2	18:29:01.273							
14	1:37.534	20.800	31.360	45.374	181.2	18:30:38.807							
15	1:55.353B	20.832	31.372	1:03.149	153.2	18:32:34.160							
16	13:04.492	...	34.767	51.814	22.5	18:45:38.652							
17	1:41.411	22.012	32.932	46.467	174.3	18:47:20.063							
18	1:37.326	20.997	31.202	45.127	181.6	18:48:57.389							
19	1:37.252	20.823	31.163	45.266	181.7	18:50:34.641							
20	2:27.053B	22.233	39.333	1:25.487	120.2	18:53:01.694							
21	4:53.249	3:34.883	32.132	46.234	60.3	18:57:54.943							
22	1:37.723	21.017	31.287	45.419	180.8	18:59:32.666							
23	1:36.943	20.880	31.010	45.053	182.3	19:01:09.609							
<b>6</b> Stylianos KOLOVOS GRC							Dallara 326						
Drivex													
1	3:54.151B	2:10.726	35.008	1:08.417	75.5	18:03:54.151							
2	3:14.692B	53.228	36.940	1:44.524	90.8	18:07:08.843							
3	5:48.547B	53.249	33.071	4:22.227	50.7	18:12:57.390							
4	2:05.571	41.199	34.598	49.774	140.7	18:15:02.961							
5	1:42.480	21.823	33.708	46.949	172.4	18:16:45.441							
6	1:39.887	21.391	32.038	46.458	176.9	18:18:25.328							
7	1:39.058	21.358	31.713	45.987	178.4	18:20:04.386							
8	1:39.047	21.181	31.746	46.120	178.4	18:21:43.433							
9	1:38.718	21.183	31.598	45.937	179.0	18:23:22.151							
10	1:39.847	21.845	31.812	46.190	177.0	18:25:01.998							
11	2:01.826	25.179	41.422	55.225	145.1	18:27:03.824							
12	1:39.431	21.289	31.809	46.333	177.7	18:28:43.255							
13	15:12.200B	21.444	36.215	...	19.4	18:43:55.455							
14	2:02.234	39.485	34.900	47.849	144.6	18:45:57.689							
15	1:41.781	22.647	32.506	46.628	173.6	18:47:39.470							
16	1:39.170	21.265	31.889	46.016	178.2	18:49:18.640							
17	6:48.983B	21.050	33.384	5:54.549	43.2	18:56:07.623							
18	2:05.693	44.403	32.753	48.537	140.6	18:58:13.316							
19	1:38.715	20.994	31.946	45.775	179.0	18:59:52.031							
20	1:38.269	21.033	31.600	45.636	179.8	19:01:30.300							
<b>7</b> Christopher EL FEGHALI LBN							Dallara 326						
Drivex													

# EURO CUP 3



## Eurocup3 ROUND 3 - IMOLA Official Collective Test 2

### Sector Analysis

Lap under Red Flag    — Invalidated Lap    ■ Personal Best    ■ Session Best    B Crossing the pit lane

Lap	Time	Sector 1	Sector 2	Sector 3	Kph	Elapsed	Lap	Time	Sector 1	Sector 2	Sector 3	Kph	Elapsed
1	3:31.196	2:07.680	33.451	50.065	83.7	18:03:31.196	9	1:38.335	20.885	31.141	46.309	179.7	18:19:25.588
2	2:01.502B	22.344	33.947	1:05.211	145.4	18:05:32.698	10	1:53.805	21.760	42.787	49.258	155.3	18:21:19.393
3	3:00.667B	1:20.974	32.393	1:07.300	97.8	18:08:33.365	11	1:37.220	20.867	31.176	45.177	181.8	18:22:56.613
4	2:06.594	49.213	31.725	45.656	139.6	18:10:39.959	12	2:12.120B	20.787	37.072	1:14.261	133.8	18:25:08.733
5	1:38.552	21.012	32.039	45.501	179.3	18:12:18.511	13	7:39.625	6:18.720	32.375	48.530	38.4	18:32:48.358
6	1:37.669	21.102	31.288	45.279	180.9	18:13:56.180	14	1:37.377	20.998	31.314	45.065	181.5	18:34:25.735
7	1:39.794	21.032	31.303	47.459	177.1	18:15:35.974	15	1:37.976	20.879	31.466	45.631	180.4	18:36:03.711
8	1:37.629	20.969	31.344	45.316	181.0	18:17:13.603	16	1:56.352B	21.009	31.275	1:04.068	151.9	18:38:00.063
9	5:08.403B	20.922	31.522	4:15.959	57.3	18:22:22.006	17	7:41.372	6:14.460	37.493	49.419	38.3	18:45:41.435
10	2:03.725	40.653	34.357	48.715	142.8	18:24:25.731	18	1:43.050	22.212	34.037	46.801	171.5	18:47:24.485
11	1:42.972	21.656	34.245	47.071	171.6	18:26:08.703	19	1:37.642	20.991	31.372	45.279	181.0	18:49:02.127
12	1:37.434	21.039	31.165	45.230	181.4	18:27:46.137	20	1:37.276	20.925	30.899	45.452	181.7	18:50:39.403
13	1:38.994	20.765	31.080	47.149	178.5	18:29:25.131	21	2:37.673B	24.349	48.915	1:24.409	112.1	18:53:17.076
14	1:37.256	20.843	31.065	45.348	181.7	18:31:02.387	22	4:40.040	3:20.157	32.194	47.689	63.1	18:57:57.116
15	1:42.555	20.899	34.466	47.190	172.3	18:32:44.942	23	1:37.015	20.928	31.087	45.000	182.2	18:59:34.131
16	1:37.196	20.750	31.096	45.350	181.8	18:34:22.138	24	1:36.752	20.888	30.928	44.936	182.7	19:01:10.883
17	10:04.499B	20.862	31.699	9:11.938	29.2	18:44:26.637							
18	2:13.015	48.310	34.322	50.383	132.9	18:46:39.652							
19	1:39.430	21.745	31.995	45.690	177.7	18:48:19.082							
20	1:39.464	20.992	31.393	47.079	177.7	18:49:58.546							
21	6:05.866B	20.826	37.093	5:07.947	48.3	18:56:04.412							
22	2:06.468	45.265	31.871	49.332	139.7	18:58:10.880							
23	1:37.926	20.943	31.394	45.589	180.5	18:59:48.806							
24	1:36.584	20.756	30.904	44.924	183.0	19:01:25.390							

8		Alceu FELDMANN		BRA		
		MP Motorsport		Dallara 326		
1	4:34.848	3:10.887	34.928	49.033	64.3	18:04:34.848
2	1:44.081	22.392	32.525	49.164	169.8	18:06:18.929
3	1:38.575	21.330	31.525	45.720	179.3	18:07:57.504
4	1:40.473	21.100	32.988	46.385	175.9	18:09:37.977
5	1:39.987	21.249	32.080	46.658	176.7	18:11:17.964
6	1:38.313	21.183	31.337	45.793	179.8	18:12:56.277
7	10:09.488B	21.087	31.304	9:17.097	29.0	18:23:05.765
8	2:08.015	41.242	35.751	51.022	138.0	18:25:13.780
9	1:48.640	22.649	34.832	51.159	162.7	18:27:02.420
10	1:40.064	21.126	31.374	47.564	176.6	18:28:42.484
11	2:11.409	20.930	58.887	51.592	134.5	18:30:53.893
12	1:37.825	21.001	31.215	45.609	180.7	18:32:31.718
13	1:38.009	21.001	31.565	45.443	180.3	18:34:09.727
14	11:27.933B	21.076	31.264	...	25.7	18:45:37.660
15	2:10.147	45.456	35.363	49.328	135.8	18:47:47.807
16	1:47.213	22.923	32.904	51.386	164.8	18:49:35.020
17	6:59.700B	21.041	31.805	6:06.854	42.1	18:56:34.720
18	2:02.212	38.446	32.779	50.987	144.6	18:58:36.932
19	1:37.973	21.064	31.304	45.605	180.4	19:00:14.905

9		Thomas STRAUVEN		BEL		
		Griffin Core by Campos		Dallara 326		
1	3:28.746B	1:42.162	34.898	1:11.686	84.7	18:03:28.746
2	2:24.347B	42.287	33.041	1:09.019	122.4	18:05:53.093
3	3:15.848B	1:35.046	32.507	1:08.295	90.2	18:09:08.941
4	2:07.379	49.669	31.924	45.786	138.7	18:11:16.320
5	1:38.024	21.086	31.395	45.543	180.3	18:12:54.344
6	1:37.778	21.016	31.286	45.476	180.7	18:14:32.122
7	1:37.615	20.946	31.436	45.233	181.0	18:16:09.737
8	1:37.516	20.863	31.143	45.510	181.2	18:17:47.253

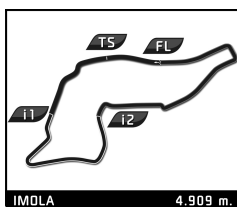
10		Enzo TARNVANICHKUL		THA	
		Griffin Core by Campos		Dallara 326	

1	2:50.603B	1:11.154	34.440	1:05.009	103.6	18:02:50.603
2	2:30.028B	54.413	32.278	1:03.337	117.8	18:05:20.631
3	2:15.752	58.036	31.912	45.804	130.2	18:07:36.383
4	1:37.952	21.053	31.498	45.401	180.4	18:09:14.335
5	1:54.511B	21.219	31.693	1:01.599	154.3	18:11:08.846
6	7:38.240	6:14.589	34.897	48.754	38.6	18:18:47.086
7	1:42.855	22.999	32.125	47.731	171.8	18:20:29.941
8	1:37.301	20.950	31.278	45.073	181.6	18:22:07.242
9	1:36.846	20.724	31.060	45.062	182.5	18:23:44.088
10	1:46.192	20.767	33.373	52.052	166.4	18:25:30.280
11	1:37.461	20.868	31.263	45.330	181.3	18:27:07.741
12	1:46.725	20.918	39.138	46.669	165.6	18:28:54.466
13	1:59.299B	20.846	35.176	1:03.277	148.1	18:30:53.765
14	14:30.351	...	35.504	49.525	20.3	18:45:24.116
15	1:44.859	24.356	32.990	47.513	168.5	18:47:08.975
16	1:37.115	20.920	31.171	45.024	182.0	18:48:46.090
17	1:42.519	20.855	31.118	50.546	172.4	18:50:28.609
18	2:31.108B	20.819	41.486	1:28.803	117.0	18:52:59.717
19	5:00.451	3:41.587	32.414	46.450	58.8	18:58:00.168
20	1:37.306	20.932	31.217	45.157	181.6	18:59:37.474
21	1:37.082	21.017	31.059	45.006	182.0	19:01:14.556

11		Juan COTA		ESP	
		TC Racing		Dallara 326	

1	4:02.346	2:35.229	34.159	52.958	72.9	18:04:02.346
2	1:40.999	21.836	32.367	46.796	175.0	18:05:43.345
3	1:41.017	21.536	31.831	47.650	174.9	18:07:24.362
4	1:38.581	21.247	31.539	45.795	179.3	18:09:02.943
5	1:40.358	21.197	32.685	46.476	176.1	18:10:43.301
6	1:40.801	21.180	31.860	47.761	175.3	18:12:24.102
7	1:42.597	22.065	32.937	47.595	172.3	18:14:06.699
8	1:38.149	21.113	31.362	45.674	180.1	18:15:44.848
9	7:34.260B	21.142	31.841	6:41.277	38.9	18:23:19.108
10	2:15.892	43.460	39.952	52.480	130.0	18:25:35.000
11	1:43.689	22.391	34.527	46.771	170.4	18:27:18.689
12	1:37.799	21.237	31.227	45.335	180.7	18:28:56.488
13	1:37.562	20.952	31.290	45.320	181.1	18:30:34.050
14	1:40.292	20.862	32.483	46.947	176.2	18:32:14.342

# EURO CUP 3



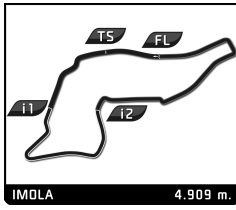
## Eurocup3 ROUND 3 - IMOLA Official Collective Test 2

### Sector Analysis

Lap under Red Flag    — Invalidated Lap    ■ Personal Best    ■ Session Best    B Crossing the pit lane

Lap	Time	Sector 1	Sector 2	Sector 3	Kph	Elapsed	Lap	Time	Sector 1	Sector 2	Sector 3	Kph	Elapsed
<b>12</b> Gianmarco PRADEL AUS MP Motorsport Dallara 326													
1	4:33.270	3:09.066	34.965	49.239	64.7	18:04:33.270							
2	1:43.842	22.106	33.217	48.519	170.2	18:06:17.112							
3	1:38.193	21.309	31.329	45.555	180.0	18:07:55.305							
4	1:37.680	21.004	31.212	45.464	180.9	18:09:32.985							
5	1:40.742	21.043	34.321	45.378	175.4	18:11:13.727							
6	1:37.435	20.928	31.349	45.158	181.4	18:12:51.162							
7	10:55.789B	20.967	31.438	...	26.9	18:23:46.951							
8	2:10.651	43.070	36.194	51.387	135.3	18:25:57.602							
9	1:44.917	22.834	33.667	48.416	168.4	18:27:42.519							
10	1:37.477	21.085	31.259	45.133	181.3	18:29:19.996							
11	1:36.874	20.842	31.219	44.813	182.4	18:30:56.870							
12	1:39.183	22.905	31.344	44.934	178.2	18:32:36.053							
13	1:36.654	20.773	31.019	44.862	182.8	18:34:12.707							
14	1:37.016	20.782	31.237	44.997	182.2	18:35:49.723							
15	10:20.517B	20.822	31.005	9:28.690	28.5	18:46:10.240							
16	2:03.551	39.655	34.474	49.422	143.0	18:48:13.791							
17	1:42.755	23.125	33.957	45.673	172.0	18:49:56.546							
18	6:33.157B	20.926	37.381	5:34.850	44.9	18:56:29.703							
19	2:02.534	38.312	32.578	51.644	144.2	18:58:32.237							
20	1:37.124	20.954	31.082	45.088	182.0	19:00:09.361							
<b>16</b> Bianca BUSTAMANTE PHL Palou Motorsport Dallara 326													
1	3:26.968	1:54.129	38.392	54.447	85.4	18:03:26.968							
2	1:57.796	25.964	39.642	52.190	150.0	18:05:24.764							
3	1:48.038	24.932	34.191	48.915	163.6	18:07:12.802							
4	1:41.733	22.416	32.785	46.532	173.7	18:08:54.535							
5	1:42.273	21.442	31.954	48.877	172.8	18:10:36.808							
6	2:18.898B	28.582	38.729	1:11.587	127.2	18:12:55.706							
7	7:41.641	6:07.995	39.557	54.089	38.3	18:20:37.347							
8	1:49.806	24.016	35.751	50.039	160.9	18:22:27.153							
9	1:41.919	22.581	32.637	46.701	173.4	18:24:09.072							
10	1:38.890	21.356	31.859	45.675	178.7	18:25:47.962							
11	1:49.243	25.197	36.076	47.970	161.8	18:27:37.205							
12	1:40.724	22.655	32.255	45.814	175.5	18:29:17.929							
13	1:37.912	20.979	31.449	45.484	180.5	18:30:55.841							
14	1:54.498	25.165	37.803	51.530	154.3	18:32:50.339							
15	2:16.261B	21.145	37.102	1:18.014	129.7	18:35:06.600							
16	10:44.751	9:14.770	39.375	50.606	27.4	18:45:51.351							
17	1:46.052	23.416	33.744	48.892	166.6	18:47:37.403							
18	1:44.400	22.312	34.452	47.636	169.3	18:49:21.803							
19	5:54.533B	21.079	3:56.767	1:36.687	49.8	18:55:16.336							
20	4:21.585B				67.6	18:59:37.921							
<b>20</b> Benjamin BECKLEY CRI Tecnicar by Amtog Dallara 326													
1	4:03.248	2:32.159	36.763	54.326	72.7	18:04:03.248							
2	1:41.166	21.845	32.433	46.888	174.7	18:05:44.414							
3	1:40.830	21.510	32.255	47.065	175.3	18:07:25.244							
4	1:40.211	21.371	32.136	46.704	176.4	18:09:05.455							
5	1:39.366	21.232	32.068	46.066	177.9	18:10:44.821							
6	1:39.348	21.128	31.932	46.288	177.9	18:12:24.169							
7	1:40.384	21.801	32.110	46.473	176.0	18:14:04.553							
8	1:39.698	21.282	31.910	46.506	177.3	18:15:44.251							
9	1:39.575	21.340	31.751	46.484	177.5	18:17:23.826							
10	8:39.504B	21.239	31.905	7:46.360	34.0	18:26:03.330							
11	2:12.680	47.566	35.766	49.348	133.2	18:28:16.010							
12	1:43.289	22.493	33.280	47.516	171.1	18:29:59.299							
13	1:39.735	21.474	32.148	46.113	177.2	18:31:39.034							
14	1:39.207	21.262	32.016	45.929	178.1	18:33:18.241							
15	1:44.554	21.083	35.786	47.685	169.0	18:35:02.795							
16	1:38.678	21.127	31.712	45.839	179.1	18:36:41.473							
17	1:38.553	21.205	31.529	45.819	179.3	18:38:20.026							
18	1:44.540	21.051	35.099	48.390	169.0	18:40:04.566							
19	1:38.934	21.184	31.884	45.866	178.6	18:41:43.500							
20	6:34.457B	21.102	31.733	5:41.622	44.8	18:48:17.957							
21	2:00.984	40.041	33.547	47.396	146.1	18:50:18.941							
22	6:00.584B	21.362	38.469	5:00.753	49.0	18:56:19.525							
23	2:00.752	40.893	32.836	47.023	146.4	18:58:20.277							
24	1:38.867	21.072	31.770	46.025	178.7	18:59:59.144							
25	1:39.013	21.010	31.706	46.297	178.5	19:01:38.157							
<b>22</b> Nacho TUÑÓN ESP Tecnicar by Amtog Dallara 326													
1	4:15.429B	2:29.779	35.764	1:09.886	69.2	18:04:15.429							
2	2:27.543	1:06.559	33.311	47.673	119.8	18:06:42.972							
3	1:40.349	22.075	32.136	46.138	176.1	18:08:23.321							

# EURO CUP 3



## Eurocup3 ROUND 3 - IMOLA Official Collective Test 2

### Sector Analysis

Lap under Red Flag    — Invalidated Lap    ■ Personal Best    ■ Session Best    B Crossing the pit lane

Lap	Time	Sector 1	Sector 2	Sector 3	Kph	Elapsed	Lap	Time	Sector 1	Sector 2	Sector 3	Kph	Elapsed
4	1:40.034	21.361	31.920	46.753	176.7	18:10:03.355	7	4:54.399B	22.779	35.285	3:56.335	60.0	18:17:18.994
5	1:39.998	21.276	32.410	46.312	176.7	18:11:43.353	8	2:08.290	40.834	35.734	51.722	137.8	18:19:27.284
6	1:38.689	21.166	31.755	45.768	179.1	18:13:22.042	9	1:42.805	22.320	32.931	47.554	171.9	18:21:10.089
7	1:38.689	21.187	31.829	45.673	179.1	18:15:00.731	10	1:38.970	21.374	31.626	45.970	178.6	18:22:49.059
8	12:36.604B	21.552	38.153	...	23.4	18:27:37.335	11	1:38.702	21.091	31.855	45.756	179.0	18:24:27.761
9	2:07.147	40.659	35.638	50.850	139.0	18:29:44.482	12	1:37.955	20.933	31.210	45.812	180.4	18:26:05.716
10	1:43.581	22.698	33.610	47.273	170.6	18:31:28.063	13	1:37.646	21.043	31.205	45.398	181.0	18:27:43.362
11	1:39.987	21.628	32.187	46.172	176.7	18:33:08.050	14	1:37.485	20.883	31.176	45.426	181.3	18:29:20.847
12	1:39.272	21.426	31.936	45.910	178.0	18:34:47.322	15	1:37.230	20.810	31.196	45.224	181.8	18:30:58.077
13	1:38.208	21.086	31.610	45.512	179.9	18:36:25.530	16	7:28.712B	22.215	33.743	6:32.754	39.4	18:38:26.789
14	1:42.803	20.977	34.467	47.359	171.9	18:38:08.333	17	2:09.714	40.401	38.310	51.003	136.2	18:40:36.503
15	1:37.975	21.017	31.445	45.513	180.4	18:39:46.308	18	1:44.394	22.161	33.676	48.557	169.3	18:42:20.897
16	1:42.329	20.850	35.328	46.151	172.7	18:41:28.637	19	1:38.564	21.238	31.502	45.824	179.3	18:43:59.461
17	1:37.430	20.902	31.240	45.288	181.4	18:43:06.067	20	1:42.735	23.085	33.174	46.476	172.0	18:45:42.196
18	1:37.435	20.949	31.179	45.307	181.4	18:44:43.502	21	1:38.551	21.400	31.523	45.628	179.3	18:47:20.747
19	1:37.186	20.840	31.191	45.155	181.8	18:46:20.688	22	1:37.373	20.858	31.290	45.225	181.5	18:48:58.120
20	1:37.182	20.886	31.091	45.205	181.8	18:47:57.870	23	1:37.824	20.770	31.241	45.813	180.7	18:50:35.944
21	1:39.745	20.824	31.641	47.280	177.2	18:49:37.615	24	6:00.380B	22.793	38.485	4:59.102	49.0	18:56:36.324
22	6:39.245B	20.890	33.771	5:44.584	44.3	18:56:16.860	25	2:01.959	39.070	32.799	50.090	144.9	18:58:38.283
23	2:02.527	39.872	32.119	50.536	144.2	18:58:19.387	26	1:37.860	21.020	31.305	45.535	180.6	19:00:16.143
24	1:38.755	21.361	31.480	45.914	179.0	18:59:58.142							
25	1:37.952	20.981	31.428	45.543	180.4	19:01:36.094							

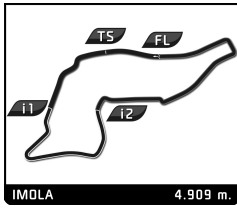
23 Stefan BOSTANDJIEV		BGR											
Hitech		Dallara 326											
1	4:38.554B	2:49.234	35.335	1:13.985	63.4	18:04:38.554							
2	3:00.375B	1:24.295	32.661	1:03.419	98.0	18:07:38.929							
3	2:28.607	1:07.759	32.087	48.761	118.9	18:10:07.536							
4	1:38.497	21.141	31.717	45.639	179.4	18:11:46.033							
5	1:40.306	20.981	31.509	47.816	176.2	18:13:26.339							
6	1:38.612	21.189	31.582	45.841	179.2	18:15:04.951							
7	1:38.275	20.994	31.625	45.656	179.8	18:16:43.226							
8	1:38.332	21.031	31.613	45.688	179.7	18:18:21.558							
9	1:38.171	20.945	31.657	45.569	180.0	18:19:59.729							
10	1:38.468	21.023	31.794	45.651	179.5	18:21:38.197							
11	2:54.567B	21.160	31.917	2:01.490	101.2	18:24:32.764							
12	11:29.546B	56.705	38.271	9:54.570	25.6	18:36:02.310							
13	2:10.824	42.915	37.279	50.630	135.1	18:38:13.134							
14	1:43.452	22.360	33.286	47.806	170.8	18:39:56.586							
15	1:40.561	21.464	32.401	46.696	175.7	18:41:37.147							
16	1:37.566	20.994	31.311	45.261	181.1	18:43:14.713							
17	1:43.400	23.610	33.975	45.815	170.9	18:44:58.113							
18	1:40.058	20.885	31.733	47.440	176.6	18:46:38.171							
19	1:37.886	21.325	31.312	45.249	180.5	18:48:16.057							
20	1:37.255	20.901	31.306	45.048	181.7	18:49:53.312							
21	6:33.352B	20.861	33.453	5:39.038	44.9	18:56:26.664							
22	2:00.718	38.626	32.506	49.586	146.4	18:58:27.382							
23	1:39.216	21.054	32.515	45.647	178.1	19:00:06.598							

26 Tommy HARFIELD		GBR											
Double R		Dallara 326											
1	4:04.506	2:39.222	35.495	49.789	72.3	18:04:04.506							
2	1:41.200	21.865	32.546	46.789	174.6	18:05:45.706							
3	1:42.871	21.391	31.842	49.638	171.8	18:07:28.577							
4	1:38.965	21.165	31.959	45.841	178.6	18:09:07.542							
5	1:38.408	21.117	31.661	45.630	179.6	18:10:45.950							
6	1:38.645	21.040	31.646	45.959	179.2	18:12:24.595							

27 Heitor DALL'AGNOL		BRA											
Palou Motorsport		Dallara 326											
1	3:26.145	1:51.287	39.383	55.475	85.7	18:03:26.145							
2	2:23.919B	25.613	37.752	1:20.554	122.8	18:05:50.064							
3	3:03.299B	1:26.091	33.378	1:03.830	96.4	18:08:53.363							
4	2:07.601	46.064	34.196	47.341	138.5	18:11:00.964							
5	1:37.722	20.972	31.311	45.439	180.8	18:12:38.686							
6	2:06.952B	24.590	35.565	1:06.797	139.2	18:14:45.638							
7	5:27.924	4:02.792	35.785	49.347	53.9	18:20:13.562							
8	1:49.128	24.786	34.730	49.612	161.9	18:22:02.690							
9	1:44.918	21.033	34.158	49.727	168.4	18:23:47.608							
10	1:37.100	20.920	31.041	45.139	182.0	18:25:24.708							
11	1:41.679	20.963	32.279	48.437	173.8	18:27:06.387							
12	1:37.078	20.947	30.977	45.154	182.0	18:28:43.465							
13	1:40.024	20.726	33.420	45.878	176.7	18:30:23.489							
14	1:36.928	20.776	30.948	45.204	182.3	18:32:00.417							
15	1:36.603	20.776	30.926	44.901	182.9	18:33:37.020							
16	1:56.904B	20.754	31.060	1:05.090	151.2	18:35:33.924							
17	10:11.500	8:45.126	35.703	50.671	28.9	18:45:45.424							
18	1:44.416	23.893	33.016	47.507	169.2	18:47:29.840							
19	1:38.301	20.828	31.327	46.146	179.8	18:49:08.141							
20	1:37.203	20.776	31.065	45.362	181.8	18:50:45.344							
21	2:38.924B	27.448	46.521	1:24.955	111.2	18:53:24.268							
22	4:43.655	3:22.819	32.387	48.449	62.3	18:58:07.923							

31 Renzo BARBUY		ARG											
TC Racing		Dallara 326											
1	3:56.043	2:33.076	34.422	48.545	74.9	18:03:56.043							
2	1:43.105	22.462	32.734	47.909	171.4	18:05:39.148							
3	1:40.347	21.743	32.119	46.485	176.1	18:07:19.495							
4	1:40.252	21.354	32.088	46.810	176.3	18:08:59.747							
5	1:39.623	21.556	31.756	46.311	177.4	18:10:39.370							
6	1:40.404	21.197	33.207	46.000	176.0	18:12:19.774							
7	1:39.460	21.263	31.850	46.347	177.7	18:13:59.234							
8	1:39.837	21.459	31.781	46.597	177.0	18:15:39.071							
9	1:39.432	21.280	31.622	46.530	177.7	18:17:18.503							

# EURO CUP 3



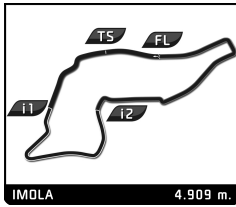
## Eurocup3 ROUND 3 - IMOLA Official Collective Test 2

### Sector Analysis

Lap under Red Flag    — Invalidated Lap    ■ Personal Best    ■ Session Best    B Crossing the pit lane

Lap	Time	Sector 1	Sector 2	Sector 3	Kph	Elapsed	Lap	Time	Sector 1	Sector 2	Sector 3	Kph	Elapsed
10	1:38.949	21.305	31.722	45.922	178.6	18:18:57.452	16	2:08.247	42.953	36.230	49.064	137.8	18:45:49.505
11	14:22.962B	21.155	31.612	...	20.5	18:33:20.414	17	1:43.125	22.318	33.638	47.169	171.4	18:47:32.630
12	2:08.953	41.903	36.461	50.589	137.0	18:35:29.367	18	1:38.196	21.118	31.429	45.649	180.0	18:49:10.826
13	1:42.618	22.100	33.290	47.228	172.2	18:37:11.985	19	6:54.689B	21.149	31.323	6:02.217	42.6	18:56:05.515
14	1:39.030	21.337	31.627	46.066	178.5	18:38:51.015	20	2:07.002	45.453	32.876	48.673	139.2	18:58:12.517
15	1:38.299	21.102	31.490	45.707	179.8	18:40:29.314	21	1:38.813	21.218	31.710	45.885	178.8	18:59:51.330
16	1:46.392	21.104	...	...	166.1	18:42:15.706	22	1:37.819	21.113	31.252	45.454	180.7	19:01:29.149
17	1:38.504	21.231	31.404	45.869	179.4	18:43:54.210	<b>39</b> Santino PANETTA ARG						
18	1:40.137	22.175	32.117	45.845	176.5	18:45:34.347	Hitech Dallara 326						
19	1:39.614	21.802	31.842	45.970	177.4	18:47:13.961	1	4:20.387	2:57.880	34.469	48.038	67.9	18:04:20.387
20	1:38.480	21.114	31.332	46.034	179.5	18:48:52.441	2	1:39.621	21.582	32.080	45.959	177.4	18:06:00.008
21	7:29.277B	21.885	33.226	6:34.166	39.3	18:56:21.718	3	1:37.922	21.128	31.399	45.395	180.5	18:07:37.930
22	2:19.547	40.613	32.173	1:06.761	126.6	18:58:41.265	4	1:41.554	21.047	31.344	49.163	174.0	18:09:19.484
23	1:40.062	21.185	32.610	46.267	176.6	19:00:21.327	5	1:37.920	21.021	31.411	45.488	180.5	18:10:57.404
<b>33</b> Rafael PERARD FRA							<b>39</b> Santino PANETTA ARG						
Palou Motorsport Dallara 326							Hitech Dallara 326						
1	3:24.506	1:49.630	39.570	55.306	86.4	18:03:24.506	6	1:37.425	20.878	31.192	45.355	181.4	18:12:34.829
2	2:04.312B	25.175	34.443	1:04.694	142.2	18:05:28.818	7	1:37.415	20.805	31.248	45.362	181.4	18:14:12.244
3	2:38.029B	1:00.811	33.662	1:03.556	111.8	18:08:06.847	8	1:38.710	20.789	32.409	45.512	179.0	18:15:50.954
4	2:06.436	47.627	32.358	46.451	139.8	18:10:13.283	9	1:37.212	20.838	31.151	45.223	181.8	18:17:28.166
5	1:38.466	21.143	31.840	45.483	179.5	18:11:51.749	10	1:37.277	20.819	31.088	45.370	181.7	18:19:05.443
6	2:18.499B	27.609	37.567	1:13.323	127.6	18:14:10.248	11	1:37.514	20.773	31.275	45.466	181.2	18:20:42.957
7	6:25.854	4:48.551	40.455	56.848	45.8	18:20:36.102	12	2:56.961B	21.116	31.381	2:04.464	99.9	18:23:39.918
8	1:47.893	23.661	33.153	51.079	163.8	18:22:23.995	13	11:28.581B	46.261	33.713	...	25.7	18:35:08.499
9	1:37.606	21.144	31.312	45.150	181.1	18:24:01.601	14	2:01.529	38.128	35.873	47.528	145.4	18:37:10.028
10	1:36.944	20.825	31.096	45.023	182.3	18:25:38.545	15	1:39.253	21.577	31.841	45.835	178.1	18:38:49.281
11	1:36.405	20.794	30.845	44.766	183.3	18:27:14.950	16	1:37.653	21.079	31.283	45.291	181.0	18:40:26.934
12	1:36.337	20.759	30.904	44.674	183.4	18:28:51.287	17	1:36.861	20.898	30.948	45.015	182.5	18:42:03.795
13	1:39.193	20.668	30.950	47.575	178.2	18:30:30.480	18	1:37.072	20.900	31.068	45.104	182.1	18:43:40.867
14	1:55.535B	20.783	30.895	1:03.857	153.0	18:32:26.015	19	1:37.079	20.881	31.195	45.003	182.0	18:45:17.946
15	13:18.037	...	35.926	50.872	22.1	18:45:44.052	20	1:36.921	20.966	30.974	44.981	182.3	18:46:54.867
16	1:41.991	22.386	32.469	47.136	173.3	18:47:26.043	21	1:41.684	20.818	31.668	49.198	173.8	18:48:36.551
17	1:38.614	20.909	31.210	46.495	179.2	18:49:04.657	22	1:37.180	20.864	30.900	45.416	181.9	18:50:13.731
18	1:36.538	20.698	31.017	44.823	183.1	18:50:41.195	23	6:33.616B	20.847	37.807	5:34.962	44.9	18:56:47.347
19	2:40.077B	25.915	47.563	1:26.599	110.4	18:53:21.272	<b>41</b> Alex POWELL USA						
20	4:44.571	3:22.049	32.185	50.337	62.1	18:58:05.843	Griffin Core by Campos Dallara 326						
21	1:36.915	20.829	31.109	44.977	182.3	18:59:42.758	1	3:13.871B	1:29.739	34.905	1:09.227	91.2	18:03:13.871
22	1:36.187	20.683	30.757	44.747	183.7	19:01:18.945	2	2:58.554B	58.049	34.882	1:25.623	99.0	18:06:12.425
<b>37</b> Filippo FIORENTINO BRA							3	2:46.066	1:24.989	32.819	48.258	106.4	18:08:58.491
Drivex Dallara 326							4	1:38.512	21.252	31.500	45.760	179.4	18:10:37.003
1	3:32.230	2:04.571	37.192	50.467	83.3	18:03:32.230	5	1:37.874	21.102	31.287	45.485	180.6	18:12:14.877
2	1:43.936	23.045	33.383	47.508	170.0	18:05:16.166	6	1:59.852B	21.044	31.341	1:07.467	147.5	18:14:14.729
3	1:41.065	21.455	32.449	47.161	174.9	18:06:57.231	7	4:30.305	3:05.856	35.566	48.883	65.4	18:18:45.034
4	1:39.722	21.328	31.993	46.401	177.2	18:08:36.953	8	1:41.707	22.138	32.898	46.671	173.8	18:20:26.741
5	1:39.324	21.183	31.726	46.415	177.9	18:10:16.277	9	1:37.606	21.115	31.292	45.199	181.1	18:22:04.347
6	1:39.163	21.124	31.856	46.183	178.2	18:11:55.440	10	1:37.048	20.831	31.044	45.173	182.1	18:23:41.395
7	1:38.978	21.110	31.711	46.157	178.5	18:13:34.418	11	1:40.082	20.815	31.430	47.837	176.6	18:25:21.477
8	8:53.574B	29.438	39.479	7:44.657	33.1	18:22:27.992	12	1:39.429	20.969	31.351	47.109	177.7	18:27:00.906
9	2:03.753	38.593	36.482	48.678	142.8	18:24:31.745	13	1:37.298	20.817	31.201	45.280	181.6	18:28:38.204
10	1:42.217	21.914	33.040	47.263	172.9	18:26:13.962	14	1:37.133	20.822	31.132	45.179	181.9	18:30:15.337
11	1:39.001	21.303	31.699	45.999	178.5	18:27:52.963	15	1:59.580B	20.798	31.264	1:07.518	147.8	18:32:14.917
12	1:42.871	21.452	33.900	47.519	171.8	18:29:35.834	16	13:14.675	...	36.078	48.481	22.2	18:45:29.592
13	1:38.859	21.166	31.785	45.908	178.8	18:31:14.693	17	1:41.831	22.491	32.682	46.658	173.5	18:47:11.423
14	1:38.485	20.992	31.670	45.823	179.4	18:32:53.178	18	1:37.004	20.919	31.046	45.039	182.2	18:48:48.427
15	10:48.080B	21.012	31.811	9:55.257	27.3	18:43:41.258	19	1:36.672	20.776	30.952	44.944	182.8	18:50:25.099
							20	2:31.624B	21.261	39.881	1:30.482	116.6	18:52:56.723
							21	5:04.955	3:45.850	32.121	46.984	58.0	18:58:01.678

# EURO CUP 3

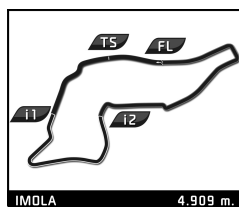


## Eurocup3 ROUND 3 - IMOLA Official Collective Test 2

### Sector Analysis

Lap under Red Flag    — Invalidated Lap    ■ Personal Best    ■ Session Best    B Crossing the pit lane

Lap	Time	Sector 1	Sector 2	Sector 3	Kph	Elapsed	Lap	Time	Sector 1	Sector 2	Sector 3	Kph	Elapsed
22	1:37.593	20.898	31.097	45.598	181.1	18:59:39.271	<b>70</b> Jakob BERGMEISTER DEU						
23	<b>1:36.520</b>	<b>20.749</b>	<b>30.886</b>	<b>44.885</b>	183.1	19:01:15.791	GRS Dallara 326						
<b>44</b> Rayan CARETTI FRA							<b>77</b> Bart HARRISON GBR						
GRS Dallara 326							Double R Dallara 326						
1	3:30.637	2:01.061	37.655	51.921	83.9	18:03:30.637	1	3:28.122	1:59.395	37.149	51.578	84.9	18:03:28.122
2	1:53.195	25.263	36.412	51.520	156.1	18:05:23.832	2	1:46.096	23.319	34.032	48.745	166.6	18:05:14.218
3	1:47.404	23.752	34.352	49.300	164.5	18:07:11.236	3	1:44.089	22.319	33.195	48.575	169.8	18:06:58.307
4	1:41.778	22.839	32.395	46.544	173.6	18:08:53.014	4	1:40.809	21.721	32.105	46.983	175.3	18:08:39.116
5	1:58.848B	21.407	31.787	1:05.654	148.7	18:10:51.862	5	1:39.278	21.307	31.856	46.115	178.0	18:10:18.394
6	3:23.861	2:05.412	32.270	46.179	86.7	18:14:15.723	6	6:06.381B	21.093	31.736	5:13.552	48.2	18:16:24.775
7	1:38.799	21.133	31.749	45.917	178.9	18:15:54.522	7	2:07.278	39.928	37.282	50.068	138.8	18:18:32.053
8	1:38.926	21.188	31.678	46.060	178.6	18:17:33.448	8	1:44.723	22.765	33.986	47.972	168.8	18:20:16.776
9	1:38.437	20.997	31.558	45.882	179.5	18:19:11.885	9	1:40.290	21.615	32.099	46.576	176.2	18:21:57.066
10	1:38.470	20.994	31.537	45.939	179.5	18:20:50.355	10	1:39.221	21.191	31.621	46.409	178.1	18:23:36.287
11	1:48.531	25.179	36.285	47.067	162.8	18:22:38.886	11	1:41.190	21.234	31.559	48.397	174.6	18:25:17.477
12	1:38.585	21.134	31.489	45.962	179.3	18:24:17.471	12	1:39.239	21.122	31.594	46.523	178.1	18:26:56.716
13	1:38.350	21.131	31.534	45.685	179.7	18:25:55.821	13	1:38.819	21.205	31.590	46.024	178.8	18:28:35.535
14	<b>7:27.406B</b>	21.018	31.621	<b>6:34.767</b>	39.5	18:33:23.227	14	<b>1:38.343</b>	21.057	31.490	<b>45.796</b>	179.7	18:30:13.878
15	<b>2:10.143</b>	<b>40.974</b>	36.258	52.911	135.8	18:35:33.370	15	1:40.418	21.090	33.142	46.186	176.0	18:31:54.296
16	1:42.046	22.057	32.783	47.206	173.2	18:37:15.416	16	1:40.682	21.017	33.461	46.204	175.5	18:33:34.978
17	1:38.899	21.240	31.768	45.891	178.7	18:38:54.315	17	1:38.791	20.995	31.765	46.031	178.9	18:35:13.769
18	1:38.220	21.108	31.397	45.715	179.9	18:40:32.535	18	2:00.756B	21.131	31.423	1:08.202	146.3	18:37:14.525
19	1:37.658	<b>20.902</b>	31.270	45.486	181.0	18:42:10.193	19	8:34.193	7:08.281	35.761	50.151	34.4	18:45:48.718
20	<b>1:37.602</b>	20.995	31.171	45.436	181.1	18:43:47.795	20	1:45.107	23.456	33.866	47.795	168.1	18:47:33.825
21	1:39.358	21.013	31.994	46.351	177.9	18:45:27.153	21	1:39.257	21.419	31.859	45.979	178.0	18:49:13.082
22	1:37.712	21.062	31.262	<b>45.388</b>	180.9	18:47:04.865	22	<b>2:05.001B</b>	21.061	31.558	1:12.382	141.4	18:51:18.083
23	<b>3:18.300B</b>	20.912	<b>31.152</b>	<b>2:26.236</b>	89.1	18:50:23.165	23	4:45.096B				62.0	18:56:03.179
24	<b>8:39.085</b>	<b>7:20.565</b>	32.186	46.334	34.0	18:59:02.250	24	2:05.422	45.446	31.941	48.035	140.9	18:58:08.601
<b>48</b> James EGOZI USA							<b>84</b> Genaro TRAPPA ARG						
Palou Motorsport Dallara 326							Hitech Dallara 326						
1	3:23.481	1:48.735	39.009	55.737	86.9	18:03:23.481	1	4:09.773	2:44.905	34.992	49.876	70.8	18:04:09.773
2	1:48.504	24.562	34.748	49.194	162.9	18:05:11.985	2	1:43.389	22.852	33.625	46.912	170.9	18:05:53.162
3	1:47.585	23.508	33.857	50.220	164.3	18:06:59.570	3	1:38.524	21.351	31.546	45.627	179.4	18:07:31.686
4	1:45.308	22.711	32.580	50.017	167.8	18:08:44.878	4	1:38.317	21.168	31.737	45.412	179.7	18:09:10.003
5	1:37.344	20.998	31.231	45.115	181.5	18:10:22.222	5	1:45.216	22.158	33.634	49.424	168.0	18:10:55.219
6	2:23.508B	24.966	37.870	1:20.672	123.1	18:12:45.730	6	1:37.781	21.096	31.281	45.404	180.7	18:12:33.000
7	8:40.701	7:09.598	38.421	52.682	33.9	18:21:26.431	7	1:37.731	21.031	31.383	45.317	180.8	18:14:10.731
8	1:46.229	23.399	34.181	48.649	166.4	18:23:12.660	8	1:38.038	20.922	31.130	45.986	180.3	18:15:48.769
9	1:39.946	22.538	31.721	45.687	176.8	18:24:52.606	9	1:37.690	20.918	31.344	45.428	180.9	18:17:26.459
10	1:36.523	20.844	30.931	44.748	183.1	18:26:29.129	10	1:37.702	20.977	31.238	45.487	180.9	18:19:04.161
11	1:36.768	20.790	30.938	45.040	182.6	18:28:05.897	11	1:37.393	20.885	31.160	45.348	181.5	18:20:41.554
12	1:36.451	20.739	<b>30.766</b>	44.946	183.2	18:29:42.348	12	1:42.671	20.874	31.530	50.267	172.1	18:22:24.225
13	1:40.744	20.693	34.735	45.316	175.4	18:31:23.092	13	13:21.782B	22.438	32.021	...	22.0	18:35:46.007
14	1:36.712	20.724	30.987	45.001	182.7	18:32:59.804	14	2:10.475	42.897	36.271	51.307	135.4	18:37:56.482
15	1:36.457	20.671	30.930	44.856	183.2	18:34:36.261	15	1:45.528	22.728	33.800	49.000	167.5	18:39:42.010
16	2:00.237B	20.667	30.928	1:08.642	147.0	18:36:36.498	16	1:38.175	21.063	31.530	45.582	180.0	18:41:20.185
17	9:11.694	7:45.544	35.904	50.246	32.0	18:45:48.192	17	1:37.402	20.986	31.196	45.220	181.4	18:42:57.587
18	1:43.000	22.459	33.190	47.351	171.6	18:47:31.192	18	<b>1:36.801</b>	<b>20.833</b>	<b>30.969</b>	<b>44.999</b>	182.6	18:44:34.388
19	1:39.385	21.034	31.565	46.786	177.8	18:49:10.577	19	1:44.087	20.904	34.378	48.805	169.8	18:46:18.475
20	<b>1:37.314</b>	20.829	31.142	45.343	181.6	18:50:47.891	20	1:37.546	20.892	31.112	45.542	181.2	18:47:56.021
21	<b>2:39.099B</b>	28.058	46.102	1:24.939	111.1	18:53:26.990	21	1:40.812	20.917	31.127	48.768	175.3	18:49:36.833
22	4:37.121	3:15.838	32.340	48.943	63.8	18:58:04.111	22	7:18.776B	20.962	31.900	6:25.914	40.3	18:56:55.609
23	1:36.741	20.753	31.023	44.965	182.7	18:59:40.852							
24	<b>1:36.125</b>	<b>20.619</b>	30.797	<b>44.709</b>	183.8	19:01:16.977							



## Eurocup3 ROUND 3 - IMOLA Official Collective Test 2

### Sector Analysis

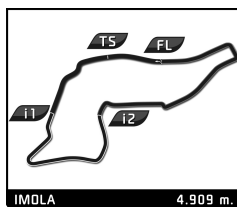
Lap under Red Flag    — Invalidated Lap    ■ Personal Best    ■ Session Best    B Crossing the pit lane

Lap	Time	Sector 1	Sector 2	Sector 3	Kph	Elapsed	Lap	Time	Sector 1	Sector 2	Sector 3	Kph	Elapsed
1	4:34.759B	2:47.129	36.338	1:11.292	64.3	18:04:34.759	5	1:44.565	21.906	32.059	50.600	169.0	18:11:05.898
2	2:50.759B	1:09.997	34.132	1:06.630	103.5	18:07:25.518	6	1:38.012	20.975	31.274	45.763	180.3	18:12:43.910
3	2:23.523	1:01.559	32.785	49.179	123.1	18:09:49.041	7	10:15.438B	20.981	31.259	9:23.198	28.7	18:22:59.348
4	1:38.325	21.096	31.535	45.694	179.7	18:11:27.366	8	2:12.853	40.658	39.073	53.122	133.0	18:25:12.201
5	1:37.958	21.053	31.340	45.565	180.4	18:13:05.324	9	1:46.640	22.847	34.045	49.748	165.7	18:26:58.841
6	<u>1:39.062</u>	20.939	31.399	<u>46.724</u>	178.4	18:14:44.386	10	1:42.533	21.207	34.227	47.099	172.4	18:28:41.374
7	<u>1:43.512</u>	<u>22.767</u>	33.527	47.218	170.7	18:16:27.898	11	1:37.286	21.041	31.131	<b>45.114</b>	181.7	18:30:18.660
8	1:38.258	20.972	31.689	45.597	179.9	18:18:06.156	12	<b>1:36.852</b>	20.780	<b>30.955</b>	45.117	182.5	18:31:55.512
9	1:37.723	20.862	31.427	45.434	180.8	18:19:43.879	13	1:38.694	<b>20.672</b>	32.181	45.841	179.1	18:33:34.206
10	1:37.927	20.898	31.336	45.693	180.5	18:21:21.806	14	14:03.529B	<b>20.849</b>	31.926	...	21.0	18:47:37.735
11	2:00.938B	20.969	33.757	1:06.212	146.1	18:23:22.744	15	2:09.101	41.717	37.175	50.209	136.9	18:49:46.836
12	3:49.908B	52.080	31.868	2:25.960	76.9	18:27:12.652	16	6:41.762B	22.631	35.762	5:43.369	44.0	18:56:28.598
13	8:11.990B	39.294	36.660	6:56.036	35.9	18:35:24.642	17	2:00.826	37.671	32.434	50.721	146.3	18:58:29.424
14	2:04.800	39.916	34.692	50.192	141.6	18:37:29.442	18	1:39.421	21.082	31.415	46.924	177.8	19:00:08.845
15	1:43.300	22.598	33.096	47.606	171.1	18:39:12.742							
16	1:38.813	21.021	32.035	45.757	178.8	18:40:51.555							
17	1:37.504	20.953	31.236	45.315	181.2	18:42:29.059							
18	<b>1:37.247</b>	20.926	<b>31.100</b>	45.221	181.7	18:44:06.306							
19	1:40.999	<b>20.826</b>	32.346	47.827	175.0	18:45:47.305							
20	1:40.721	20.875	31.494	48.352	175.5	18:47:28.026							
21	1:37.282	20.854	31.236	<b>45.192</b>	181.7	18:49:05.308							
22	7:19.559B	22.129	34.222	6:23.208	40.2	18:56:24.867							
23	2:00.281	38.539	33.030	48.712	146.9	18:58:25.148							
24	1:37.418	20.890	31.136	45.392	181.4	19:00:02.566							

91 Lorenzo CAMPOS		AGO											
Double R		Dallara 326											
1	4:10.535	2:45.633	35.319	49.583	70.5	18:04:10.535							
2	1:43.614	22.810	33.600	47.204	170.6	18:05:54.149							
3	1:39.239	21.195	31.893	46.151	178.1	18:07:33.388							
4	1:38.980	21.049	31.869	46.062	178.5	18:09:12.368							
5	1:37.988	20.948	31.394	45.646	180.4	18:10:50.356							
6	1:38.075	20.884	31.589	45.602	180.2	18:12:28.431							
7	1:45.121	20.909	36.662	47.550	168.1	18:14:13.552							
8	1:38.145	20.825	31.588	45.732	180.1	18:15:51.697							
9	1:37.516	<b>20.810</b>	31.455	45.251	181.2	18:17:29.213							
10	1:44.204	21.349	34.087	48.768	169.6	18:19:13.417							
11	1:37.952	20.811	31.456	45.685	180.4	18:20:51.369							
12	14:59.044B	20.968	31.679	...	19.7	18:35:50.413							
13	2:06.818	40.483	35.104	51.231	139.4	18:37:57.231							
14	1:46.537	22.623	34.516	49.398	165.9	18:39:43.768							
15	1:37.988	20.950	31.312	45.726	180.4	18:41:21.756							
16	1:37.537	21.076	31.297	<b>45.164</b>	181.2	18:42:59.293							
17	<b>1:37.208</b>	20.890	<b>31.087</b>	45.231	181.8	18:44:36.501							
18	1:46.849	20.887	34.808	51.154	165.4	18:46:23.350							
19	1:37.401	20.864	31.282	45.255	181.4	18:48:00.751							
20	1:37.577	20.826	31.296	45.455	181.1	18:49:38.328							
21	6:59.682B	21.169	34.832	6:03.681	42.1	18:56:38.010							
22	2:01.808	39.284	32.799	49.725	145.1	18:58:39.818							
23	1:38.115	20.915	31.434	45.766	180.1	19:00:17.933							

99 René LAMMERS		NLD											
MP Motorsport		Dallara 326											
1	4:23.670	2:59.764	34.535	49.371	67.0	18:04:23.670							
2	1:41.385	21.989	32.698	46.698	174.3	18:06:05.055							
3	1:38.412	21.227	31.558	45.627	179.6	18:07:43.467							
4	1:37.866	21.002	31.138	45.726	180.6	18:09:21.333							

# EURO CUP 3



## Eurocup3 ROUND 3 - IMOLA Official Collective Test 2

### Track Limits Analysis

No	Driver	Team	T.L. Nr	Camera	Lap	Time	Total Infractions:
11	Juan COTA	TC Racing	1	Turn 19	6	18:12:12.056	<input type="text" value="1"/>
27	Heitor DALL'AGNOL	Palou Motorsport	1	Turn 15	16	18:34:44.512	<input type="text" value="1"/>
31	Renzo BARBUY	TC Racing	1	Turn 19	13	18:37:01.258	<input type="text" value="1"/>
41	Alex POWELL	Griffin Core by Campos	1	Turn 14	6	18:13:21.207	<input type="text" value="2"/>
41	Alex POWELL	Griffin Core by Campos	2	Turn 14	11	18:24:47.593	
44	Rayan CARETTI	GRS	1	Turn 19	14	18:27:24.394	<input type="text" value="2"/>
44	Rayan CARETTI	GRS	2	Turn 19	23	18:48:32.533	
70	Jakob BERGMEISTER	GRS	1	Turn 15	26	19:00:55.466	<input type="text" value="1"/>
84	Genaro TRAPPA	Hitech	1	Turn 19	6	18:14:33.062	<input type="text" value="1"/>

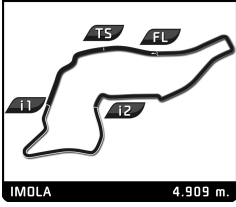
TOTAL TRACK LIMITS: 9

Published at: .....19:05.....

Track Limits Operator:

Daphne FERNÁNDEZ  
OD-1537-ESP-CAT



# EURO CUP 3



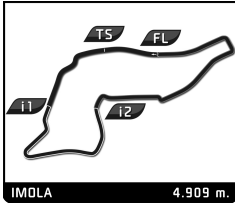
## Eurocup3 ROUND 3 - IMOLA Official Collective Test 2 Race Director Report

Hour	Flag	Message
17:54:26		PIT LANE WILL BE OPEN AT 18.00 E3 OCT 2
18:00:01		PIT LANE OPEN
18:50:36	RF	RED FLAG
18:54:26		PIT LANE WILL BE OPEN AT 18.56 CONFIRMED
18:56:01	GF	GREEN FLAG
19:01:22	YF	DOUBLE YELLOW AT TURN 19

Published at: ...19:05.....

<b>Race Director:</b> Luis GONZÁLEZ 	<b>Timekeeper:</b> Alberto ESTÉBANEZ 
-------------------------------------------------------------------------------------------------------------------------------	----------------------------------------------------------------------------------------------------------------------------------

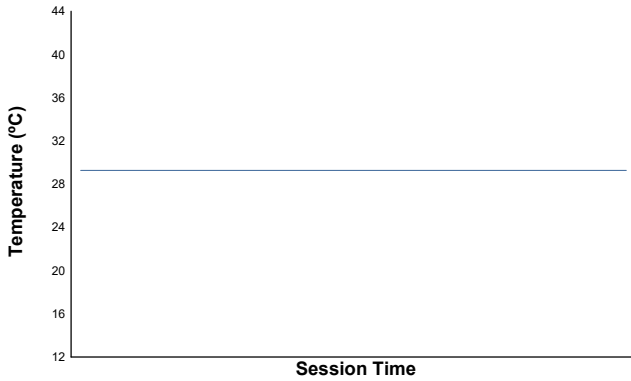
# EURO CUP 3



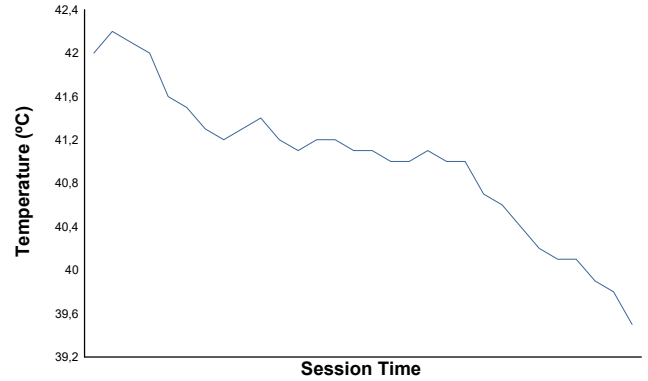
## ROUND 3 - IMOLA

Eurocup3  
Official Collective Test 2  
Weather Report

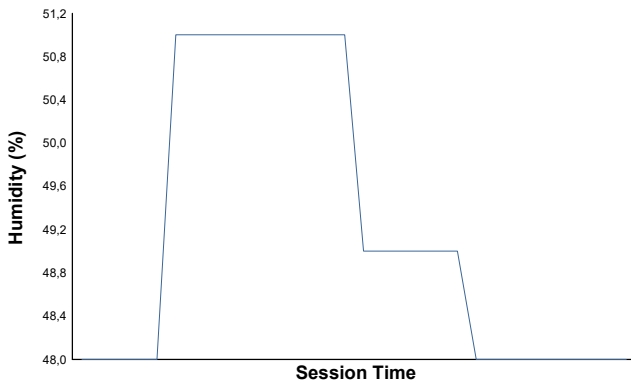
### Air Temperature



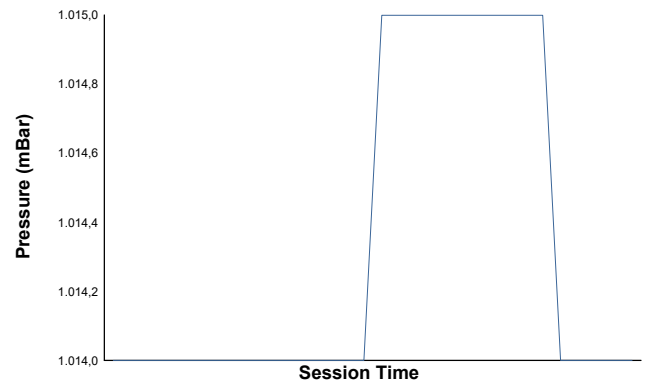
### Track Temperature



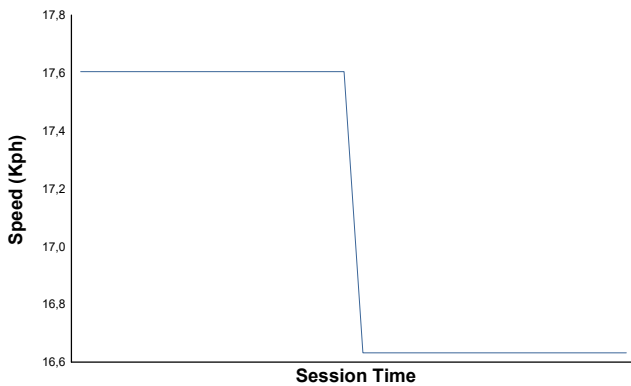
### Humidity



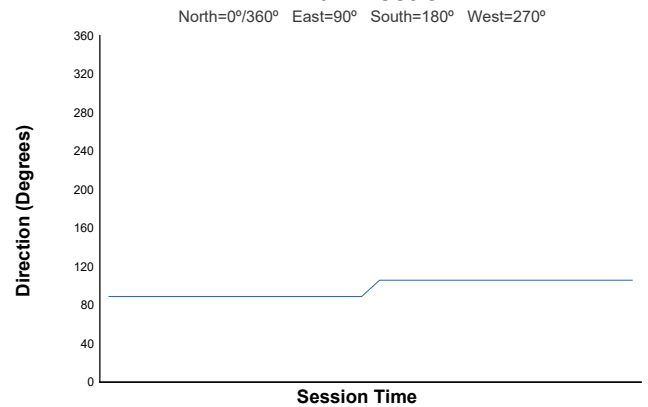
### Pressure



### Wind Speed

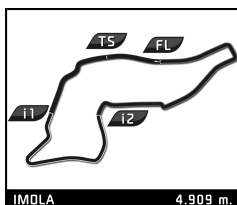


### Wind Direction



Track Status: **DRY**

# EURO CUP 3



## Eurocup3 ROUND 3 - IMOLA Official Previous Test 1

### Classification

No	Driver	Nat	Team	Car	Cl.	Time	Lap Total	Gap	Kph
1	14 Keanu AL AZHARI	ARE	Hitech	Dallara 326		<b>1:36.423</b>	12 15	- -	<b>183.3</b>
2	7 Christopher EL FEGHALI	LBN	Drivex	Dallara 326	R	<b>1:36.637</b>	18 18	+0.214 +0.214	<b>182.9</b>
3	48 James EGOZI	USA	Palou Motorsport	Dallara 326		<b>1:36.818</b>	10 19	+0.395 +0.181	<b>182.5</b>
4	10 Enzo TARNVANICHKUL	THA	Griffin Core by Campos	Dallara 326		<b>1:36.887</b>	16 16	+0.464 +0.069	<b>182.4</b>
5	99 René LAMMERS	NLD	MP Motorsport	Dallara 326	R	<b>1:36.930</b>	12 14	+0.507 +0.043	<b>182.3</b>
6	4 Ean EYCKMANS	BEL	MP Motorsport	Dallara 326	R	<b>1:36.961</b>	9 17	+0.538 +0.031	<b>182.3</b>
7	9 Thomas STRAUVEN	BEL	Griffin Core by Campos	Dallara 326	R	<b>1:36.968</b>	18 18	+0.545 +0.007	<b>182.2</b>
8	5 Patrick HEUZENROEDER	AUS	Griffin Core by Campos	Dallara 326		<b>1:37.124</b>	16 16	+0.701 +0.156	<b>182.0</b>
9	33 Rafael PERARD	FRA	Palou Motorsport	Dallara 326	R	<b>1:37.176</b>	10 19	+0.753 +0.052	<b>181.9</b>
10	39 Santino PANETTA	ARG	Hitech	Dallara 326	R	<b>1:37.195</b>	14 14	+0.772 +0.019	<b>181.8</b>
11	41 Alex POWELL	USA	Griffin Core by Campos	Dallara 326	R	<b>1:37.238</b>	17 17	+0.815 +0.043	<b>181.7</b>
12	12 Gianmarco PRADEL	AUS	MP Motorsport	Dallara 326		<b>1:37.275</b>	8 19	+0.852 +0.037	<b>181.7</b>
13	2 Kacper SZTUKA	POL	Tecnicar by Amtog	Dallara 326		<b>1:37.340</b>	15 15	+0.917 +0.065	<b>181.6</b>
14	27 Heitor DALL'AGNOL	BRA	Palou Motorsport	Dallara 326	R	<b>1:37.375</b>	8 19	+0.952 +0.035	<b>181.5</b>
15	11 Juan COTA	ESP	TC Racing	Dallara 326	R	<b>1:37.465</b>	14 14	+1.042 +0.090	<b>181.3</b>
16	23 Stefan BOSTANDJIEV	BGR	Hitech	Dallara 326		<b>1:37.494</b>	12 15	+1.071 +0.029	<b>181.3</b>
17	26 Tommy HARFIELD	GBR	Double R	Dallara 326	R	<b>1:37.523</b>	8 17	+1.100 +0.029	<b>181.2</b>
18	70 Yani STEVENHEYDENS	BEL	GRS	Dallara 326	R	<b>1:37.527</b>	20 20	+1.104 +0.004	<b>181.2</b>
19	77 Bart HARRISON	GBR	Double R	Dallara 326	R	<b>1:37.600</b>	8 15	+1.177 +0.073	<b>181.1</b>
20	22 Nacho TUÑON	ESP	Tecnicar by Amtog	Dallara 326		<b>1:37.658</b>	9 16	+1.235 +0.058	<b>181.0</b>
21	84 Genaro TRAPPA	ARG	Hitech	Dallara 326	R	<b>1:37.684</b>	15 15	+1.261 +0.026	<b>180.9</b>
22	37 Filippo FIORENTINO	BRA	Drivex	Dallara 326	R	<b>1:37.841</b>	6 15	+1.418 +0.157	<b>180.6</b>
23	8 Alceu FELDMANN	BRA	MP Motorsport	Dallara 326		<b>1:37.927</b>	10 16	+1.504 +0.086	<b>180.5</b>
24	91 Lorenzo CAMPOS	AGO	Double R	Dallara 326	R	<b>1:38.200</b>	5 13	+1.777 +0.273	<b>180.0</b>
25	44 Rayan CARETTI	FRA	GRS	Dallara 326	R	<b>1:38.235</b>	9 17	+1.812 +0.035	<b>179.9</b>
26	16 Bianca BUSTAMANTE	PHL	Palou Motorsport	Dallara 326		<b>1:38.381</b>	8 16	+1.958 +0.146	<b>179.6</b>
27	3 Edouard BORGNA	FRA	Drivex	Dallara 326		<b>1:38.626</b>	7 14	+2.203 +0.245	<b>179.2</b>
28	31 Renzo BARBUY	ARG	TC Racing	Dallara 326	R	<b>1:38.634</b>	8 15	+2.211 +0.008	<b>179.2</b>
29	6 Stylianos KOLOVOS	GRC	Drivex	Dallara 326	R	<b>1:38.659</b>	10 16	+2.236 +0.025	<b>179.1</b>
30	20 Benjamin BECKLEY	CRI	Tecnicar by Amtog	Dallara 326	R	<b>1:39.061</b>	12 15	+2.638 +0.402	<b>178.4</b>

**Fastest Lap:** Lap 12 Keanu AL AZHARI 1:36.423 183.3 Kph

CAR #91 - BEST LAP TIME DELETED - CAUSING A RED FLAG - Art. 30.7

Published at: ...9:45.....

Track Status: **DRY**

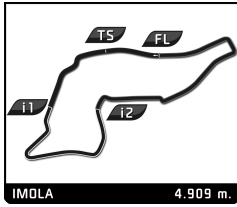
**Race Director:**

Luis GONZÁLEZ

**Timekeeper:**

Alberto ESTÉBANEZ

# EURO CUP 3



## Eurocup3 ROUND 3 - IMOLA Official Previous Test 1 Classification by Class

No	Driver	Nat	Team	Car	Time	Lap Total	Gap	Kph
<b>R</b>								
1	7 Chistopher EL FEGHALI	LBN	Drivex	Dallara 326	<b>1:36.637</b>	18 18		<b>182.9</b>
2	99 René LAMMERS	NLD	MP Motorsport	Dallara 326	<b>1:36.930</b>	12 14	+0.293 +0.293	<b>182.3</b>
3	4 Ean EYCKMANS	BEL	MP Motorsport	Dallara 326	<b>1:36.961</b>	9 17	+0.324 +0.031	<b>182.3</b>
4	9 Thomas STRAUVEN	BEL	Griffin Core by Campos	Dallara 326	<b>1:36.968</b>	18 18	+0.331 +0.007	<b>182.2</b>
5	33 Rafael PERARD	FRA	Palou Motorsport	Dallara 326	<b>1:37.176</b>	10 19	+0.539 +0.208	<b>181.9</b>
6	39 Santino PANETTA	ARG	Hitech	Dallara 326	<b>1:37.195</b>	14 14	+0.558 +0.019	<b>181.8</b>
7	41 Alex POWELL	USA	Griffin Core by Campos	Dallara 326	<b>1:37.238</b>	17 17	+0.601 +0.043	<b>181.7</b>
8	27 Heitor DALL'AGNOL	BRA	Palou Motorsport	Dallara 326	<b>1:37.375</b>	8 19	+0.738 +0.137	<b>181.5</b>
9	11 Juan COTA	ESP	TC Racing	Dallara 326	<b>1:37.465</b>	14 14	+0.828 +0.090	<b>181.3</b>
10	26 Tommy HARFIELD	GBR	Double R	Dallara 326	<b>1:37.523</b>	8 17	+0.886 +0.058	<b>181.2</b>
11	70 Yani STEVENHEYDENS	BEL	GRS	Dallara 326	<b>1:37.527</b>	20 20	+0.890 +0.004	<b>181.2</b>
12	77 Bart HARRISON	GBR	Double R	Dallara 326	<b>1:37.600</b>	8 15	+0.963 +0.073	<b>181.1</b>
13	84 Genaro TRAPPA	ARG	Hitech	Dallara 326	<b>1:37.684</b>	15 15	+1.047 +0.084	<b>180.9</b>
14	37 Filippo FIORENTINO	BRA	Drivex	Dallara 326	<b>1:37.841</b>	6 15	+1.204 +0.157	<b>180.6</b>
15	91 Lorenzo CAMPOS	AGO	Double R	Dallara 326	<b>1:38.200</b>	5 13	+1.563 +0.359	<b>180.0</b>
16	44 Rayan CARETTI	FRA	GRS	Dallara 326	<b>1:38.235</b>	9 17	+1.598 +0.035	<b>179.9</b>
17	31 Renzo BARBUY	ARG	TC Racing	Dallara 326	<b>1:38.634</b>	8 15	+1.997 +0.399	<b>179.2</b>
18	6 Stylianos KOLOVOS	GRC	Drivex	Dallara 326	<b>1:38.659</b>	10 16	+2.022 +0.025	<b>179.1</b>
19	20 Benjamin BECKLEY	CRI	Tecnicar by Amtog	Dallara 326	<b>1:39.061</b>	12 15	+2.424 +0.402	<b>178.4</b>

CAR #91 - BEST LAPTIME DELETED - CAUSING A RED FLAG - Art. 30.7

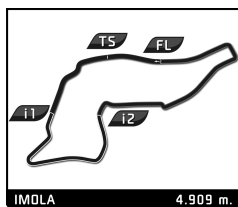
Published at: .....9:45.....

Track Status: **DRY**

**Race Director:**  
Luis GONZÁLEZ

**Timekeeper:**  
Alberto ESTÉBANEZ

# EURO CUP 3

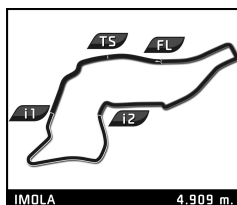


## Eurocup3 ROUND 3 - IMOLA Official Previous Test 1

### Best Top Speed

No Driver	Team	Class	Top 1		Top 2		Top 3		Top 4		Top 5		
			Kph	Lap	Kph	Lap	Kph	Lap	Kph	Lap	Kph	Lap	Avg
7	Christopher EL FEGHALI	Drivex	257.1	17	251.7	9	251.7	18	250.0	5	250.0	10	252,1
23	Stefan BOSTANDJIEV	Hitech	257.1	6	251.7	5	251.7	8	251.2	7	250.6	13	252,5
12	Gianmarco PRADEL	MP Motorsport	254.7	7	253.5	5	252.9	6	250.6	10	250.6	14	252,5
22	Nacho TUÑON	Tecnicar by Amtog	254.7	5	254.7	7	254.7	16	254.1	8	252.9	13	254,2
6	Stylianios KOLOVOS	Drivex	254.1	8	253.5	6	251.2	9	250.6	4	250.6	7	252,0
26	Tommy HARFIELD	Double R	254.1	5	253.5	6	251.7	9	251.2	17	250.6	15	252,2
48	James EGOZI	Palou Motorsport	254.1	5	254.1	19	252.9	16	252.3	7	251.7	15	253,0
33	Rafael PERARD	Palou Motorsport	252.9	9	252.3	7	252.3	8	251.7	10	251.7	11	252,2
41	Alex POWELL	Griffin Core by Campos	252.9	10	252.3	7	251.7	6	251.2	5	250.0	8	251,6
2	Kacper SZTUKA	Tecnicar by Amtog	252.3	8	251.7	4	251.7	9	251.7	13	251.2	6	251,7
20	Benjamin BECKLEY	Tecnicar by Amtog	252.3	15	251.2	13	250.0	12	249.4	8	248.8	6	250,3
84	Genaro TRAPPA	Hitech	252.3	6	251.7	5	251.7	8	251.7	12	251.7	13	251,8
99	René LAMMERS	MP Motorsport	252.3	7	248.8	8	248.3	6	248.3	10	248.3	13	249,2
3	Edouard BORGNA	Drivex	251.7	9	250.0	7	249.4	6	249.4	14	248.8	4	249,9
4	Ean EYCKMANS	MP Motorsport	251.7	15	251.2	17	250.0	16	249.4	8	249.4	9	250,3
9	Thomas STRAUVEN	Griffin Core by Campos	251.7	7	250.6	4	250.6	8	250.0	5	250.0	14	250,6
11	Juan COTA	TC Racing	251.7	7	250.6	5	250.6	6	250.6	12	250.6	14	250,8
14	Keanu AL AZHARI	Hitech	251.7	7	250.0	13	250.0	15	249.4	8	249.4	12	250,1
16	Bianca BUSTAMANTE	Palou Motorsport	251.7	6	251.2	7	251.2	9	251.2	16	250.0	8	251,1
27	Heitor DALL'AGNOL	Palou Motorsport	251.7	4	251.7	13	251.7	19	251.2	14	251.2	15	251,5
39	Santino PANETTA	Hitech	251.7	12	251.2	14	250.0	6	249.4	4	249.4	5	250,3
77	Bart HARRISON	Double R	251.7	6	251.2	5	250.6	4	250.6	13	250.0	7	250,8
44	Rayan CARETTI	GRS	251.2	6	251.2	17	250.0	7	250.0	8	250.0	9	250,5
91	Lorenzo CAMPOS	Double R	251.2	3	250.6	6	250.6	13	250.0	8	250.0	9	250,5
5	Patrick HEUZENROEDER	Griffin Core by Campos	250.6	9	249.4	4	249.4	12	248.8	5	248.8	6	249,4
10	Enzo TARNVANICHKUL	Griffin Core by Campos	250.6	5	250.6	6	250.0	4	250.0	7	250.0	9	250,2
37	Filippo FIORENTINO	Drivex	250.6	13	250.6	15	248.8	4	248.8	12	248.3	6	249,4
70	Yani STEVENHEYDENS	GRS	250.0	9	249.4	20	248.8	6	248.8	10	248.8	15	249,2
8	Alceu FELDMANN	MP Motorsport	249.4	8	249.4	16	248.8	5	248.8	6	248.8	7	249,0
31	Renzo BARBUY	TC Racing	248.8	15	248.3	6	247.7	8	247.1	7	247.1	9	247,8

# EURO CUP 3

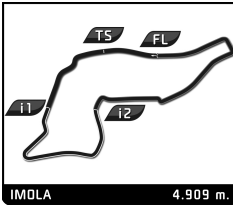


## Eurocup3 ROUND 3 - IMOLA Official Previous Test 1

### Best Sector Times

Sector 1			Sector 2			Sector 3			Ideal Lap	Best Lap
Pos	No Driver	Time	No Driver	Time	No Driver	Time	Pos	No Driver		
1	14 K.AL AZHARI	20.740	14 K.AL AZHARI	30.838	14 K.AL AZHARI	44.713	1	14 K.AL AZHARI	1:36.291	1:36.423 (1)
2	33 R.PERARD	20.762	10 E.TARNVANICHKUL	30.924	7 C.EL FEGHALI	44.875	2	7 C.EL FEGHALI	1:36.584	1:36.637 (2)
3	48 J.EGOZI	20.774	7 C.EL FEGHALI	30.929	2 K.SZTUKA	44.928	3	48 J.EGOZI	1:36.720	1:36.818 (3)
4	7 C.EL FEGHALI	20.780	99 R.LAMMERS	30.963	48 J.EGOZI	44.968	4	99 R.LAMMERS	1:36.824	1:36.930 (5)
5	2 K.SZTUKA	20.814	9 T.STRAUVEN	30.975	99 R.LAMMERS	44.992	5	10 E.TARNVANICHKUL	1:36.863	1:36.887 (4)
6	84 G.TRAPPA	20.833	48 J.EGOZI	30.978	4 E.EYCKMANS	44.992	6	4 E.EYCKMANS	1:36.916	1:36.961 (6)
7	39 S.PANETTA	20.840	5 P.HEUZENROEDER	31.003	10 E.TARNVANICHKUL	45.013	7	9 T.STRAUVEN	1:36.942	1:36.968 (7)
8	11 J.COTA	20.844	4 E.EYCKMANS	31.017	12 G.PRADEL	45.051	8	39 S.PANETTA	1:36.949	1:37.195 (10)
9	99 R.LAMMERS	20.869	39 S.PANETTA	31.021	27 H.DALL'AGNOL	45.073	9	33 R.PERARD	1:36.972	1:37.176 (9)
10	9 T.STRAUVEN	20.888	70 Y.STEVENHEYDENS	31.044	9 T.STRAUVEN	45.079	10	2 K.SZTUKA	1:37.043	1:37.340 (13)
11	12 G.PRADEL	20.892	33 R.PERARD	31.081	39 S.PANETTA	45.088	11	5 P.HEUZENROEDER	1:37.098	1:37.124 (8)
12	23 S.BOSTANDJIEV	20.900	11 J.COTA	31.090	33 R.PERARD	45.129	12	12 G.PRADEL	1:37.169	1:37.275 (12)
13	4 E.EYCKMANS	20.907	37 F.FIORENTINO	31.115	5 P.HEUZENROEDER	45.153	13	27 H.DALL'AGNOL	1:37.183	1:37.375 (14)
14	41 A.POWELL	20.916	41 A.POWELL	31.120	23 S.BOSTANDJIEV	45.167	14	11 J.COTA	1:37.234	1:37.465 (15)
15	26 T.HARFIELD	20.920	26 T.HARFIELD	31.130	22 N.TUÑON	45.196	15	41 A.POWELL	1:37.238	1:37.238 (11)
16	10 E.TARNVANICHKUL	20.926	27 H.DALL'AGNOL	31.155	41 A.POWELL	45.202	16	23 S.BOSTANDJIEV	1:37.320	1:37.494 (16)
17	44 R.CARETTI	20.934	12 G.PRADEL	31.226	84 G.TRAPPA	45.247	17	84 G.TRAPPA	1:37.365	1:37.684 (21)
18	5 P.HEUZENROEDER	20.942	77 B.HARRISON	31.252	77 B.HARRISON	45.248	18	26 T.HARFIELD	1:37.392	1:37.523 (17)
19	91 L.CAMPOS	20.943	23 S.BOSTANDJIEV	31.253	11 J.COTA	45.300	19	77 B.HARRISON	1:37.515	1:37.600 (19)
20	22 N.TUÑON	20.952	84 G.TRAPPA	31.285	26 T.HARFIELD	45.342	20	70 Y.STEVENHEYDENS	1:37.527	1:37.527 (18)
21	27 H.DALL'AGNOL	20.955	2 K.SZTUKA	31.301	44 R.CARETTI	45.383	21	22 N.TUÑON	1:37.553	1:37.658 (20)
22	37 F.FIORENTINO	20.956	8 A.FELDMANN	31.359	8 A.FELDMANN	45.420	22	37 F.FIORENTINO	1:37.620	1:37.841 (22)
23	16 B.BUSTAMANTE	20.970	22 N.TUÑON	31.405	70 Y.STEVENHEYDENS	45.506	23	44 R.CARETTI	1:37.800	1:38.235 (25)
24	70 Y.STEVENHEYDENS	20.977	16 B.BUSTAMANTE	31.466	91 L.CAMPOS	45.506	24	8 A.FELDMANN	1:37.901	1:37.927 (23)
25	6 S.KOLOVOS	21.004	91 L.CAMPOS	31.473	37 F.FIORENTINO	45.549	25	91 L.CAMPOS	1:37.922	1:38.200 (24)
26	77 B.HARRISON	21.015	44 R.CARETTI	31.483	31 R.BARBUI	45.763	26	16 B.BUSTAMANTE	1:38.205	1:38.381 (26)
27	8 A.FELDMANN	21.122	3 E.BORGNA	31.558	16 B.BUSTAMANTE	45.769	27	6 S.KOLOVOS	1:38.458	1:38.659 (29)
28	3 E.BORGNA	21.205	31 R.BARBUI	31.592	3 E.BORGNA	45.781	28	3 E.BORGNA	1:38.544	1:38.626 (27)
29	20 B.BECKLEY	21.214	6 S.KOLOVOS	31.666	6 S.KOLOVOS	45.788	29	31 R.BARBUI	1:38.574	1:38.634 (28)
30	31 R.BARBUI	21.219	20 B.BECKLEY	31.865	20 B.BECKLEY	45.982	30	20 B.BECKLEY	1:39.061	1:39.061 (30)

# EURO CUP 3

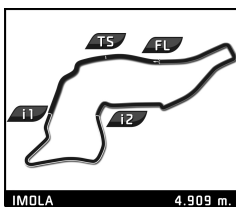


## Eurocup3 ROUND 3 - IMOLA Official Previous Test 1

### Fastest Lap Sequence






Elapsed	No	Driver	Team	Car	Class	Time	Kph	Lap
4:33.302	10	Enzo TARNVANICHKUL	Griffin Core by Campos	Dallara 326		1:51.307	158.8	2
4:36.372	5	Patrick HEUZENROEDER	Griffin Core by Campos	Dallara 326		1:50.337	160.2	2
4:38.077	9	Thomas STRAUVEN	Griffin Core by Campos	Dallara 326	R	1:49.287	161.7	2
5:14.441	6	Stylios KOLOVOS	Drivex	Dallara 326	R	1:43.876	170.1	2
5:44.041	77	Bart HARRISON	Double R	Dallara 326	R	1:42.267	172.8	2
5:44.891	91	Lorenzo CAMPOS	Double R	Dallara 326	R	1:42.256	172.8	2
6:12.500	10	Enzo TARNVANICHKUL	Griffin Core by Campos	Dallara 326		1:39.198	178.2	3
6:17.158	9	Thomas STRAUVEN	Griffin Core by Campos	Dallara 326	R	1:39.081	178.4	3
7:47.726	7	Chistopher EL FEGHALI	Drivex	Dallara 326	R	1:38.540	179.3	3
7:50.973	10	Enzo TARNVANICHKUL	Griffin Core by Campos	Dallara 326		1:38.473	179.5	4
7:53.947	5	Patrick HEUZENROEDER	Griffin Core by Campos	Dallara 326		1:38.275	179.8	4
8:29.688	2	Kacper SZTUKA	Tecnicar by Amtog	Dallara 326		1:38.193	180.0	3
9:25.867	7	Chistopher EL FEGHALI	Drivex	Dallara 326	R	1:38.141	180.1	4
9:28.720	10	Enzo TARNVANICHKUL	Griffin Core by Campos	Dallara 326		1:37.747	180.8	5
11:47.706	2	Kacper SZTUKA	Tecnicar by Amtog	Dallara 326		1:37.595	181.1	5
12:41.184	7	Chistopher EL FEGHALI	Drivex	Dallara 326	R	1:37.436	181.4	6
13:01.351	48	James EGOZI	Palou Motorsport	Dallara 326		1:37.144	181.9	4
14:18.279	7	Chistopher EL FEGHALI	Drivex	Dallara 326	R	1:37.095	182.0	7
16:15.960	48	James EGOZI	Palou Motorsport	Dallara 326		1:37.042	182.1	6
17:52.923	48	James EGOZI	Palou Motorsport	Dallara 326		1:36.963	182.3	7
19:29.796	48	James EGOZI	Palou Motorsport	Dallara 326		1:36.873	182.4	8
22:43.748	48	James EGOZI	Palou Motorsport	Dallara 326		1:36.818	182.5	10
31:11.618	14	Keanu AL AZHARI	Hitech	Dallara 326		1:36.423	183.3	12

# EURO CUP 3

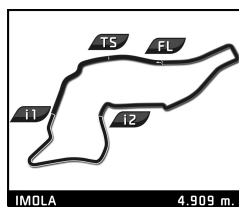


## Eurocup3 ROUND 3 - IMOLA Official Previous Test 1

### Flag Analysis

Flag	Time
 GREEN FLAG	09:00:00.000
 YELLOW FLAG AT SECTOR 2	09:31:21.536
 RED FLAG	09:31:34.508
 GREEN FLAG	09:36:00.387
 CHEQUERED FLAG	09:40:00.000

# EURO CUP 3



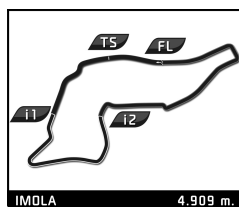
## Eurocup3 ROUND 3 - IMOLA Official Previous Test 1

### Sector Analysis

Lap under Red Flag    — Invalidated Lap    ■ Personal Best    ■ Session Best    B Crossing the pit lane

Lap	Time	Sector 1	Sector 2	Sector 3	Kph	Elapsed	Lap	Time	Sector 1	Sector 2	Sector 3	Kph	Elapsed
<b>2</b>	<b>Kacper SZTUKA</b> POL						<b>5</b> <b>Patrick HEUZENROEDER</b> AUS						
	Tecnicar by Amtog						Griffin Core by Campos						
	Dallara 326						Dallara 326						
1	4:03.964 B	2:17.223	37.267	1:09.474	72.4	09:04:03.964	1	2:46.035	1:19.978	35.516	50.541	106.4	09:02:46.035
2	2:47.531	1:18.382	35.208	53.941	105.5	09:06:51.495	2	1:50.337	23.678	34.027	52.632	160.2	09:04:36.372
3	1:38.193	21.160	31.409	45.624	180.0	09:08:29.688	3	1:39.300	21.377	31.809	46.114	178.0	09:06:15.672
4	1:40.423	21.220	32.423	46.780	176.0	09:10:10.111	4	1:38.275	21.086	31.492	45.697	179.8	09:07:53.947
5	1:37.595	21.102	31.317	45.176	181.1	09:11:47.706	5	1:38.041	21.016	31.262	45.763	180.3	09:09:31.988
6	1:37.797	20.970	<b>31.301</b>	45.526	180.7	09:13:25.503	6	1:46.480	21.010	34.808	50.662	166.0	09:11:18.468
7	1:53.198	<b>20.814</b>	37.876	54.508	156.1	09:15:18.701	7	1:37.554	20.971	31.248	45.335	181.2	09:12:56.022
8	1:47.006	21.060	35.415	50.531	165.2	09:17:05.707	8	1:45.058	<b>20.942</b>	38.058	46.058	168.2	09:14:41.080
9	8:02.584 B	20.928	32.014	7:09.642	36.6	09:25:08.291	9	1:55.245 B	21.160	31.491	1:02.594	153.3	09:16:36.325
10	2:15.234	43.807	38.766	52.661	130.7	09:27:23.525	10	10:57.637	9:33.274	35.228	49.135	26.9	09:27:33.962
11	1:45.141	22.736	33.927	48.478	168.1	09:29:08.666	11	1:49.160	25.678	34.012	49.470	161.9	09:29:23.122
12	1:40.944	21.372	31.731	47.841	175.1	09:30:49.610	12	1:38.754	21.350	31.670	45.734	179.0	09:31:01.876
13	5:30.423 B	20.826	33.770	4:35.827	53.5	09:36:20.033	13	<b>2:35.315 B</b>	21.027	38.365	1:35.923	113.8	09:33:37.191
14	2:09.032	46.963	32.857	49.212	137.0	09:38:29.065	14	4:19.888	3:00.587	32.497	46.804	68.0	09:37:57.079
15	<b>1:37.340</b>	21.014	31.398	<b>44.928</b>	181.6	09:40:06.405	15	1:37.581	21.153	31.203	45.225	181.1	09:39:34.660
<b>3</b>	<b>Edouard BORGNA</b> FRA						<b>6</b> <b>Stylianos KOLOVOS</b> GRC						
	Drivex						Drivex						
	Dallara 326						Dallara 326						
1	3:46.079	2:15.740	37.681	52.658	78.2	09:03:46.079	1	3:30.565	2:05.050	35.307	50.208	83.9	09:03:30.565
2	1:52.087	23.704	35.733	52.650	157.7	09:05:38.166	2	1:43.876	22.874	33.618	47.384	170.1	09:05:14.441
3	1:48.331	23.293	34.614	50.424	163.1	09:07:26.497	3	1:40.607	21.594	32.180	46.833	175.7	09:06:55.048
4	1:58.215	27.023	39.926	51.266	149.5	09:09:24.712	4	1:39.762	21.862	31.781	46.119	177.1	09:08:34.810
5	1:41.175	21.694	32.887	46.594	174.7	09:11:05.887	5	1:40.913	21.627	31.854	47.432	175.1	09:10:15.723
6	1:38.818	21.256	<b>31.558</b>	46.004	178.8	09:12:44.705	6	1:39.712	21.326	32.130	46.256	177.2	09:11:55.435
7	<b>1:38.626</b>	<b>21.205</b>	31.640	<b>45.781</b>	179.2	09:14:23.331	7	1:41.957	21.818	31.925	48.214	173.3	09:13:37.392
8	1:53.783	26.381	36.915	50.487	155.3	09:16:17.114	8	1:43.315	21.528	32.570	49.217	171.1	09:15:20.707
9	10:10.564 B	21.462	33.542	9:15.560	28.9	09:26:27.678	9	1:38.744	21.170	31.786	<b>45.788</b>	179.0	09:16:59.451
10	2:18.288	44.706	38.780	54.802	127.8	09:28:45.966	10	<b>1:38.659</b>	<b>21.004</b>	31.797	45.858	179.1	09:18:38.110
11	1:51.422	24.863	35.866	50.693	158.6	09:30:37.388	11	7:48.045 B	21.351	32.684	6:54.010	37.8	09:26:26.155
12	5:40.726 B	22.537	33.876	4:44.313	51.9	09:36:18.114	12	2:05.492	41.358	36.260	47.874	140.8	09:28:31.647
13	2:07.255	47.211	33.095	46.949	138.9	09:38:25.369	13	1:43.895	22.181	33.551	48.163	170.1	09:30:15.542
14	1:38.952	21.316	31.707	45.929	178.6	09:40:04.321	14	5:59.427 B	21.342	<b>31.666</b>	5:06.419	49.2	09:36:14.969
<b>4</b>	<b>Ean EYCKMANS</b> BEL						<b>7</b> <b>Christopher EL FEGHALI</b> LBN						
	MP Motorsport						Drivex						
	Dallara 326						Dallara 326						
1	4:16.459	2:53.831	34.151	48.477	68.9	09:04:16.459	1	3:48.249 B	1:55.517	35.862	1:16.870	77.4	09:03:48.249
2	2:08.426 B	21.990	32.377	1:14.059	137.6	09:06:24.885	2	2:20.937	1:01.816	32.620	46.501	125.4	09:06:09.186
3	3:08.869 B	1:28.464	33.199	1:07.206	93.6	09:09:33.754	3	1:38.540	21.316	31.623	45.601	179.3	09:07:47.726
4	2:04.966	46.872	31.992	46.102	141.4	09:11:38.720	4	1:38.141	21.109	31.359	45.673	180.1	09:09:25.867
5	1:37.815	21.157	31.168	45.490	180.7	09:13:16.535	5	1:37.881	20.966	31.713	45.202	180.5	09:11:03.748
6	1:37.429	21.072	<b>31.017</b>	45.340	181.4	09:14:53.964	6	1:37.436	20.964	31.164	45.308	181.4	09:12:41.184
7	1:37.578	20.981	31.329	45.268	181.1	09:16:31.542	7	1:37.095	20.847	31.102	45.146	182.0	09:14:18.279
8	1:37.105	21.007	31.040	45.058	182.0	09:18:08.647	8	1:37.560	20.990	31.188	45.382	181.1	09:15:55.839
9	<b>1:36.961</b>	20.916	31.053	<b>44.992</b>	182.3	09:19:45.608	9	1:44.125	<b>20.780</b>	33.172	50.173	169.7	09:17:39.964
10	1:37.702	20.988	31.434	45.280	180.9	09:21:23.310	10	1:37.860	20.915	31.521	45.424	180.6	09:19:17.824
11	1:37.374	20.925	31.129	45.320	181.5	09:23:00.684	11	1:37.821	20.908	31.521	45.392	180.7	09:20:55.645
12	1:37.333	20.976	31.270	45.087	181.6	09:24:38.017	12	5:27.872 B	20.912	32.695	4:34.265	53.9	09:26:23.517
13	1:37.993	21.122	31.231	45.640	180.3	09:26:16.010	13	2:06.524	39.218	36.497	50.809	139.7	09:28:30.041
14	1:38.386	21.044	31.181	46.161	179.6	09:27:54.396	14	1:42.008	22.539	32.930	46.539	173.2	09:30:12.049
15	1:38.219	<b>20.907</b>	31.648	45.664	179.9	09:29:32.615	15	5:55.963 B	20.997	31.347	5:03.619	49.6	09:36:08.012
16	1:37.616	20.938	31.326	45.352	181.0	09:31:10.231	16	2:10.521	52.374	32.131	46.016	135.4	09:38:18.533
17	5:44.719 B	20.954	37.550	4:46.215	51.3	09:36:54.950							

# EURO CUP 3



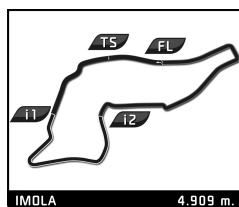
## Eurocup3 ROUND 3 - IMOLA Official Previous Test 1

### Sector Analysis

Lap under Red Flag    — Invalidated Lap    ■ Personal Best    ■ Session Best    B Crossing the pit lane

Lap	Time	Sector 1	Sector 2	Sector 3	Kph	Elapsed	Lap	Time	Sector 1	Sector 2	Sector 3	Kph	Elapsed		
17	1:37.820	21.242	31.358	45.220	180.7	09:39:56.353	13	<b>2:33.963 B</b>	20.938	39.513	1:33.512	114.8	09:33:32.832		
18	<b>1:36.637</b>	20.833	<b>30.929</b>	<b>44.875</b>	182.9	09:41:32.990	14	4:31.121	3:10.931	32.422	47.768	65.2	09:38:03.953		
<b>8</b> Alceu FELDMANN MP Motorsport Dallara 326 BRA	1	4:47.985 B	3:01.340	34.593	1:12.052	61.4	09:04:47.985	15	1:37.304	21.017	31.135	45.152	181.6	09:39:41.257	
2	3:19.793 B	1:41.550	33.995	1:04.248	88.5	09:08:07.778	16	<b>1:36.887</b>	20.950	<b>30.924</b>	<b>45.013</b>	182.4	09:41:18.144		
3	<u>2:27.379</u>	1:04.980	32.360	<u>50.039</u>	119.9	09:10:35.157	<b>11</b> Juan COTA TC Racing Dallara 326 ESP	1	4:09.933 B	2:24.183	34.679	1:11.071	70.7	09:04:09.933	
4	1:39.948	21.557	32.116	46.275	176.8	09:12:15.105	2	3:10.938 B	1:31.656	32.590	1:06.692	92.6	09:07:20.871		
5	1:39.532	21.324	31.657	46.551	177.6	09:13:54.637	3	2:27.588	1:09.427	32.134	46.027	119.7	09:09:48.459		
6	1:38.700	21.362	31.436	45.902	179.1	09:15:33.337	4	1:38.289	21.168	31.470	45.651	179.8	09:11:26.748		
7	1:38.784	21.430	31.611	45.743	178.9	09:17:12.121	5	1:37.737	21.039	31.331	45.367	180.8	09:13:04.485		
8	1:38.409	21.280	31.529	45.600	179.6	09:18:50.530	6	1:37.649	21.103	31.210	45.336	181.0	09:14:42.134		
9	1:38.111	21.203	31.373	45.535	180.1	09:20:28.641	7	1:44.911	<b>20.844</b>	32.235	51.832	168.5	09:16:27.045		
10	<b>1:37.927</b>	<b>21.122</b>	31.385	<b>45.420</b>	180.5	09:22:06.568	8	8:56.653 B	20.983	31.186	8:04.484	32.9	09:25:23.698		
11	1:38.583	21.236	<b>31.359</b>	45.988	179.3	09:23:45.151	9	2:11.053	46.460	35.702	48.891	134.8	09:27:34.751		
12	<u>1:39.534</u>	21.241	31.441	<u>46.852</u>	177.6	09:25:24.685	10	1:42.418	22.956	33.572	45.890	172.6	09:29:17.169		
13	<u>1:38.710</u>	<u>21.470</u>	31.586	45.654	179.0	09:27:03.395	11	1:37.727	21.076	31.285	45.366	180.8	09:30:54.896		
14	1:38.460	21.186	31.519	45.755	179.5	09:28:41.855	12	5:30.303 B	20.906	36.840	4:32.557	53.5	09:36:25.199		
15	1:38.399	21.230	31.506	45.663	179.6	09:30:20.254	13	2:07.934	43.349	32.742	51.843	138.1	09:38:33.133		
16	6:38.739 B	21.145	31.501	5:46.093	44.3	09:36:58.993	14	<b>1:37.465</b>	21.075	<b>31.090</b>	<b>45.300</b>	181.3	09:40:10.598		
<b>9</b> Thomas STRAUVEN Griffin Core by Campos Dallara 326 BEL	1	2:48.790	1:23.245	35.363	50.182	104.7	09:02:48.790	<b>12</b> Gianmarco PRADEL MP Motorsport Dallara 326 AUS	1	4:45.159 B	2:59.739	34.539	1:10.881	62.0	09:04:45.159
2	1:49.287	23.402	33.552	52.333	161.7	09:04:38.077	2	3:02.554 B	1:23.038	32.365	1:07.151	96.8	09:07:47.713		
3	1:39.081	21.442	31.703	45.936	178.4	09:06:17.158	3	2:27.544	1:09.207	32.007	46.330	119.8	09:10:15.257		
4	1:41.688	21.227	34.725	45.736	173.8	09:07:58.846	4	1:38.081	21.260	31.338	45.483	180.2	09:11:53.338		
5	1:39.564	21.155	32.689	45.720	177.5	09:09:38.410	5	1:37.581	20.893	31.393	45.295	181.1	09:13:30.919		
6	1:40.501	21.205	31.617	47.679	175.8	09:11:18.911	6	1:37.738	<b>20.892</b>	31.534	45.312	180.8	09:15:08.657		
7	1:39.304	21.291	32.566	45.447	178.0	09:12:58.215	7	1:37.480	20.908	31.254	45.318	181.3	09:16:46.137		
8	1:37.646	21.053	31.361	45.232	181.0	09:14:35.861	8	<b>1:37.275</b>	20.965	31.259	<b>45.051</b>	181.7	09:18:23.412		
9	1:37.615	21.104	31.035	45.476	181.0	09:16:13.476	9	1:37.459	20.925	<b>31.226</b>	45.308	181.3	09:20:00.871		
10	1:50.464	21.108	38.322	51.034	160.0	09:18:03.940	10	1:38.523	21.093	31.677	45.753	179.4	09:21:39.394		
11	2:01.649 B	21.103	32.484	1:08.062	145.3	09:20:05.589	11	1:37.823	21.101	31.531	45.191	180.7	09:23:17.217		
12	7:41.849	6:11.332	39.367	51.150	38.3	09:27:47.438	12	1:37.439	21.033	31.278	45.128	181.4	09:24:54.656		
13	1:49.249	22.477	38.962	47.810	161.8	09:29:36.687	13	1:37.730	21.057	31.286	45.387	180.8	09:26:32.386		
14	1:38.177	21.290	31.443	45.444	180.0	09:31:14.864	14	1:37.890	21.090	31.481	45.319	180.5	09:28:10.276		
15	<b>2:36.966 B</b>	20.985	44.401	1:31.580	112.6	09:33:51.830	15	1:38.108	21.216	31.445	45.447	180.1	09:29:48.384		
16	4:08.191	2:46.346	33.552	48.293	71.2	09:38:00.021	16	<u>1:38.569</u>	20.971	31.425	<u>46.173</u>	179.3	09:31:26.953		
17	1:37.658	21.186	31.393	<b>45.079</b>	181.0	09:39:37.679	17	<u>5:19.634 B</u>	<u>22.966</u>	45.685	4:10.983	55.3	09:36:46.587		
18	<b>1:36.968</b>	<b>20.888</b>	<b>30.975</b>	45.105	182.2	09:41:14.647	18	2:18.909	1:01.050	32.052	45.807	127.2	09:39:05.496		
<b>10</b> Enzo TARNVANICHKUL Griffin Core by Campos Dallara 326 THA	1	2:41.995	1:15.524	35.538	50.933	109.1	09:02:41.995	19	1:38.236	21.237	31.420	45.579	179.9	09:40:43.732	
2	1:51.307	25.451	33.183	52.673	158.8	09:04:33.302	<b>14</b> Keanu AL AZHARI Hitech Dallara 326 ARE	1	4:10.116	2:46.551	34.997	48.568	70.7	09:04:10.116	
3	1:39.198	21.443	31.635	46.120	178.2	09:06:12.500	2	2:05.992 B	22.254	32.867	1:10.871	140.3	09:06:16.108		
4	1:38.473	21.248	31.571	45.654	179.5	09:07:50.973	3	2:42.034	1:23.053	32.290	46.691	109.1	09:08:58.142		
5	1:37.747	21.073	31.257	45.417	180.8	09:09:28.720	4	1:56.348	21.098	34.362	1:00.888	151.9	09:10:54.490		
6	1:44.387	20.947	33.383	50.057	169.3	09:11:13.107	5	1:37.741	21.094	31.291	45.356	180.8	09:12:32.231		
7	1:37.629	21.098	31.169	45.362	181.0	09:12:50.736	6	1:37.366	20.842	31.377	45.147	181.5	09:14:09.597		
8	1:37.660	21.108	31.169	45.383	181.0	09:14:28.396	7	1:43.143	22.157	34.768	46.218	171.3	09:15:52.740		
9	1:59.460 B	<b>20.926</b>	31.870	1:06.664	147.9	09:16:27.856	8	8:19.801 B	20.846	31.064	7:27.891	35.4	09:24:12.541		
10	11:05.306	9:39.837	35.154	50.315	26.6	09:27:33.162	9	2:00.444	37.764	34.082	48.598	146.7	09:26:12.985		
11	1:48.241	25.683	33.601	48.957	163.3	09:29:21.403	10	1:40.658	21.612	32.315	46.731	175.6	09:27:53.643		
12	1:37.466	21.059	31.221	45.186	181.3	09:30:58.869	11	1:41.552	21.014	33.076	47.462	174.0	09:29:35.195		

# EURO CUP 3



## Eurocup3 ROUND 3 - IMOLA Official Previous Test 1

### Sector Analysis

Lap under Red Flag    — Invalidated Lap    ■ Personal Best    ■ Session Best    B Crossing the pit lane

Lap	Time	Sector 1	Sector 2	Sector 3	Kph	Elapsed	Lap	Time	Sector 1	Sector 2	Sector 3	Kph	Elapsed
12	1:36.423	20.872	30.838	44.713	183.3	09:31:11.618	14	5:31.324B	21.125	33.342	4:36.857	53.3	09:36:21.601
13	5:19.059B	20.740	40.392	4:17.927	55.4	09:36:30.677	15	2:07.912	46.225	32.836	48.851	138.2	09:38:29.513
14	2:08.966	45.746	32.199	51.021	137.0	09:38:39.643	16	1:38.070	21.231	31.526	45.313	180.2	09:40:07.583
15	1:36.571	20.823	30.922	44.826	183.0	09:40:16.214							

16 Bianca BUSTAMANTE PHL Palou Motorsport Dallara 326						
1	4:51.744	3:24.313	36.659	50.772	60.6	09:04:51.744
2	1:46.478	24.991	33.571	47.916	166.0	09:06:38.222
3	1:46.787	22.837	33.374	50.576	165.5	09:08:25.009
4	1:47.626	21.190	31.667	54.769	164.2	09:10:12.635
5	1:45.639	22.109	32.091	51.439	167.3	09:11:58.274
6	1:38.905	21.107	31.546	46.252	178.7	09:13:37.179
7	1:39.217	21.144	31.493	46.580	178.1	09:15:16.396
8	1:38.381	21.146	31.466	45.769	179.6	09:16:54.777
9	2:06.727B	20.970	32.260	1:13.497	139.5	09:19:01.504
10	8:24.960	6:56.155	36.651	52.154	35.0	09:27:26.464
11	1:46.972	24.062	34.521	48.389	165.2	09:29:13.436
12	1:48.515	23.065	35.428	50.022	162.9	09:31:01.951
13	2:45.846B	23.164	38.620	1:44.062	106.6	09:33:47.797
14	4:26.064	3:07.974	32.193	45.897	66.4	09:38:13.861
15	1:39.289	21.741	31.726	45.822	178.0	09:39:53.150
16	1:38.570	21.116	31.512	45.942	179.3	09:41:31.720

20 Benjamin BECKLEY CRI Tecnicar by Amtog Dallara 326						
1	3:51.191	2:22.276	38.654	50.261	76.4	09:03:51.191
2	2:05.491B	23.070	34.181	1:08.240	140.8	09:05:56.682
3	2:27.238B	48.815	33.677	1:04.746	120.0	09:08:23.920
4	2:19.906	59.130	33.031	47.745	126.3	09:10:43.826
5	1:51.124	25.373	33.853	51.898	159.0	09:12:34.950
6	1:39.862	21.507	32.047	46.308	177.0	09:14:14.812
7	1:40.019	21.605	31.966	46.448	176.7	09:15:54.831
8	1:39.506	21.216	31.961	46.329	177.6	09:17:34.337
9	7:52.739B	21.436	31.942	6:59.361	37.4	09:25:27.076
10	2:12.734	45.306	37.085	50.343	133.1	09:27:39.810
11	1:44.405	22.218	33.611	48.576	169.3	09:29:24.215
12	1:39.061	21.214	31.865	45.982	178.4	09:31:03.276
13	5:20.181B	21.287	37.688	4:21.206	55.2	09:36:23.457
14	2:11.272	44.964	34.598	51.710	134.6	09:38:34.729
15	1:41.188	21.279	32.712	47.197	174.6	09:40:15.917

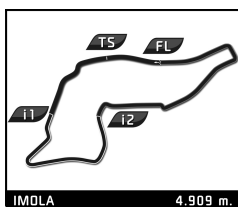
22 Nacho TUÑON ESP Tecnicar by Amtog Dallara 326						
1	4:05.615B	2:18.397	37.011	1:10.207	72.0	09:04:05.615
2	3:08.440B	1:27.037	34.267	1:07.136	93.8	09:07:14.055
3	2:26.139	1:04.769	33.046	48.324	120.9	09:09:40.194
4	1:39.143	21.329	31.844	45.970	178.3	09:11:19.337
5	1:41.079	21.258	33.628	46.193	174.8	09:13:00.416
6	1:38.966	21.135	31.611	46.220	178.6	09:14:39.382
7	1:37.949	20.952	31.496	45.501	180.4	09:16:17.331
8	1:39.794	21.335	32.803	45.656	177.1	09:17:57.125
9	1:37.658	21.057	31.405	45.196	181.0	09:19:34.783
10	5:35.633B	21.051	34.150	4:40.432	52.7	09:25:10.416
11	2:13.501	42.472	38.395	52.634	132.4	09:27:23.917
12	1:45.352	22.929	34.038	48.385	167.7	09:29:09.269
13	1:41.008	21.298	32.075	47.635	175.0	09:30:50.277

23 Stefan BOSTANDJIEV BGR Hitech Dallara 326						
1	4:08.150	2:44.478	34.762	48.910	71.2	09:04:08.150
2	1:59.338B	21.755	32.964	1:04.619	148.1	09:06:07.488
3	2:30.006	1:10.203	33.176	46.627	117.8	09:08:37.494
4	1:39.847	21.339	31.664	46.844	177.0	09:10:17.341
5	1:38.402	21.090	31.560	45.752	179.6	09:11:55.743
6	1:38.458	21.174	31.566	45.718	179.5	09:13:34.201
7	1:37.889	21.026	31.527	45.336	180.5	09:15:12.090
8	9:07.116B	20.900	31.425	8:14.791	32.3	09:24:19.206
9	2:04.188	39.413	35.816	48.959	142.3	09:26:23.394
10	1:42.331	22.266	33.099	46.966	172.7	09:28:05.725
11	1:40.152	21.591	32.269	46.292	176.5	09:29:45.877
12	1:37.494	21.074	31.253	45.167	181.3	09:31:23.371
13	5:13.041B	22.012	38.814	4:12.215	56.5	09:36:36.412
14	2:12.428	51.462	32.277	48.689	133.4	09:38:48.840
15	1:37.927	21.063	31.350	45.514	180.5	09:40:26.767

26 Tommy HARFIELD GBR Double R Dallara 326						
1	3:54.332	2:28.890	35.043	50.399	75.4	09:03:54.332
2	1:45.308	22.463	33.475	49.370	167.8	09:05:39.640
3	1:40.248	21.734	32.051	46.463	176.3	09:07:19.888
4	1:38.732	21.392	31.459	45.881	179.0	09:08:58.620
5	1:38.072	21.090	31.429	45.553	180.2	09:10:36.692
6	1:42.748	20.934	34.225	47.589	172.0	09:12:19.440
7	1:38.097	21.034	31.490	45.573	180.2	09:13:57.537
8	1:37.523	21.051	31.130	45.342	181.2	09:15:35.060
9	1:37.699	20.954	31.345	45.400	180.9	09:17:12.759
10	6:49.037B	22.306	33.553	5:53.178	43.2	09:24:01.796
11	2:06.877	40.792	36.259	49.826	139.3	09:26:08.673
12	1:42.757	22.246	32.979	47.532	172.0	09:27:51.430
13	1:38.819	21.397	31.703	45.719	178.8	09:29:30.249
14	1:37.869	21.125	31.183	45.561	180.6	09:31:08.118
15	5:21.101B	20.920	36.720	4:23.461	55.0	09:36:29.219
16	2:07.592	42.186	32.508	52.898	138.5	09:38:36.811
17	1:38.130	21.000	31.283	45.847	180.1	09:40:14.941

27 Heitor DALL'AGNOL BRA Palou Motorsport Dallara 326						
1	3:30.294B	1:38.494	36.368	1:15.432	84.0	09:03:30.294
2	6:11.664B	4:32.196	33.067	1:06.401	47.5	09:09:41.958
3	2:08.052	48.430	33.598	46.024	138.0	09:11:50.010
4	1:38.045	21.041	31.495	45.509	180.2	09:13:28.055
5	1:37.655	20.955	31.311	45.389	181.0	09:15:05.710
6	1:37.571	21.098	31.155	45.318	181.1	09:16:43.281
7	1:37.514	20.960	31.238	45.316	181.2	09:18:20.795
8	1:37.375	21.086	31.216	45.073	181.5	09:19:58.170
9	1:43.720	21.014	32.630	50.076	170.4	09:21:41.890
10	1:38.555	20.992	31.362	46.201	179.3	09:23:20.445
11	1:37.580	21.010	31.400	45.170	181.1	09:24:58.025
12	1:37.816	20.988	31.350	45.478	180.7	09:26:35.841
13	1:37.579	20.959	31.395	45.225	181.1	09:28:13.420

# EURO CUP 3



## Eurocup3 ROUND 3 - IMOLA Official Previous Test 1

### Sector Analysis

Lap under Red Flag    — Invalidated Lap    ■ Personal Best    ■ Session Best    B Crossing the pit lane

Lap	Time	Sector 1	Sector 2	Sector 3	Kph	Elapsed	Lap	Time	Sector 1	Sector 2	Sector 3	Kph	Elapsed
14	1:38.669	21.340	31.577	45.752	179.1	09:29:52.089	9	1:50.122	29.738	34.211	46.173	160.5	09:18:42.174
15	1:39.331	21.043	32.584	45.704	177.9	09:31:31.420	10	7:42.612 B	21.224	31.496	6:49.892	38.2	09:26:24.786
16	2:34.022 B	25.795	40.755	1:27.472	114.7	09:34:05.442	11	2:05.902	38.681	36.438	50.783	140.4	09:28:30.688
17	4:07.283	2:49.257	31.999	46.027	71.5	09:38:12.725	12	1:42.446	22.593	33.042	46.811	172.5	09:30:13.134
18	1:38.530	21.079	31.773	45.678	179.4	09:39:51.255	13	5:59.970 B	20.956	31.115	5:07.899	49.1	09:36:13.104
19	1:37.675	21.022	31.379	45.274	180.9	09:41:28.930	14	2:06.604	47.834	32.105	46.665	139.6	09:38:19.708
							15	1:41.145	23.565	31.866	45.714	174.7	09:40:00.853

31 Renzo BARBUY		ARG				
TC Racing		Dallara 326				
1	3:48.924	2:23.816	35.579	49.529	77.2	09:03:48.924
2	1:47.755	23.126	33.866	50.763	164.0	09:05:36.679
3	1:39.827	21.777	31.834	46.216	177.0	09:07:16.506
4	1:39.429	21.645	31.812	45.972	177.7	09:08:55.935
5	1:40.050	21.328	31.592	47.130	176.6	09:10:35.985
6	1:41.112	21.219	32.053	47.840	174.8	09:12:17.097
7	1:51.711	21.298	38.804	51.609	158.2	09:14:08.808
8	1:38.634	21.273	31.598	45.763	179.2	09:15:47.442
9	9:54.247 B	23.280	35.381	8:55.586	29.7	09:25:41.689
10	2:14.630	44.635	37.284	52.711	131.3	09:27:56.319
11	1:43.555	22.904	34.276	46.375	170.7	09:29:39.874
12	1:39.537	21.309	32.346	45.882	177.5	09:31:19.411
13	5:07.866 B	21.291	42.498	4:04.077	57.4	09:36:27.277
14	2:07.025	42.248	32.666	52.111	139.1	09:38:34.302
15	1:39.801	21.612	31.778	46.411	177.1	09:40:14.103

33 Rafael PERARD		FRA				
Palou Motorsport		Dallara 326				
1	3:26.433 B	1:34.364	36.927	1:15.142	85.6	09:03:26.433
2	5:13.032 B	3:36.212	33.255	1:03.565	56.5	09:08:39.465
3	1:52.681	35.341	31.738	45.602	156.8	09:10:32.146
4	1:37.878	21.069	31.423	45.386	180.6	09:12:10.024
5	1:37.522	21.010	31.239	45.273	181.2	09:13:47.546
6	1:37.188	20.879	31.081	45.228	181.8	09:15:24.734
7	1:37.261	20.831	31.083	45.347	181.7	09:17:01.995
8	1:37.240	20.827	31.281	45.132	181.7	09:18:39.235
9	1:37.234	20.833	31.272	45.129	181.8	09:20:16.469
10	1:37.176	20.762	31.234	45.180	181.9	09:21:53.645
11	1:37.661	20.861	31.592	45.208	181.0	09:23:31.306
12	1:37.362	20.844	31.333	45.185	181.5	09:25:08.668
13	1:37.453	21.039	31.236	45.178	181.3	09:26:46.121
14	2:04.068	26.110	34.758	1:03.200	142.4	09:28:50.189
15	1:52.882	30.519	36.799	45.564	156.6	09:30:43.071
16	2:22.647 B	20.915	31.655	1:30.077	123.9	09:33:05.718
17	5:04.675	3:45.779	31.959	46.937	58.0	09:38:10.393
18	1:37.666	20.855	31.580	45.231	180.9	09:39:48.059
19	1:37.301	20.853	31.239	45.209	181.6	09:41:25.360

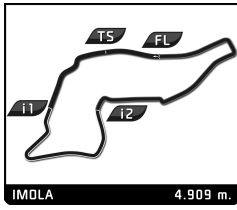
37 Filippo FIORENTINO		BRA				
Drivex		Dallara 326				
1	3:52.943 B	1:57.936	35.529	1:19.478	75.9	09:03:52.943
2	2:52.121	1:21.078	34.583	56.460	102.7	09:06:45.064
3	1:40.515	22.007	32.189	46.319	175.8	09:08:25.579
4	1:39.188	21.233	31.573	46.382	178.2	09:10:04.767
5	1:38.776	21.169	31.849	45.758	178.9	09:11:43.543
6	1:37.841	21.036	31.163	45.642	180.6	09:13:21.384
7	1:37.936	21.086	31.301	45.549	180.4	09:14:59.320
8	1:52.732	21.096	31.248	1:00.388	156.8	09:16:52.052

39 Santino PANETTA		ARG				
Hitech		Dallara 326				
1	3:59.657	2:38.638	33.431	47.588	73.7	09:03:59.657
2	2:01.141 B	21.582	32.168	1:07.391	145.9	09:06:00.798
3	2:17.692	53.817	32.085	51.790	128.3	09:08:18.490
4	1:38.013	21.183	31.405	45.425	180.3	09:09:56.503
5	1:38.427	21.003	31.625	45.799	179.5	09:11:34.930
6	1:37.767	20.929	31.369	45.469	180.8	09:13:12.697
7	1:37.785	20.937	31.426	45.422	180.7	09:14:50.482
8	9:44.476 B	21.058	31.350	8:52.068	30.2	09:24:34.958
9	2:13.134	48.414	35.025	49.695	132.7	09:26:48.092
10	1:40.825	22.041	32.174	46.610	175.3	09:28:28.917
11	1:37.622	21.134	31.346	45.142	181.0	09:30:06.539
12	6:26.096 B	20.840	31.021	5:34.235	45.8	09:36:32.635
13	2:09.133	44.923	31.780	52.430	136.9	09:38:41.768
14	1:37.195	20.927	31.180	45.088	181.8	09:40:18.963

41 Alex POWELL		USA				
Griffin Core by Campos		Dallara 326				
1	2:53.453	1:27.217	35.719	50.517	101.9	09:02:53.453
2	2:03.339 B	22.792	33.406	1:07.141	143.3	09:04:56.792
3	1:57.395	37.114	32.869	47.412	150.5	09:06:54.187
4	1:38.400	21.344	31.347	45.709	179.6	09:08:32.587
5	1:38.709	21.174	31.281	46.254	179.0	09:10:11.296
6	1:41.575	21.042	33.562	46.971	174.0	09:11:52.871
7	1:37.661	21.015	31.207	45.439	181.0	09:13:30.532
8	1:37.764	20.936	31.399	45.429	180.8	09:15:08.296
9	1:38.893	20.929	31.253	46.711	178.7	09:16:47.189
10	1:55.165 B	21.007	31.556	1:02.602	153.5	09:18:42.354
11	9:29.232	8:05.387	34.194	49.651	31.0	09:28:11.586
12	1:42.966	21.761	33.802	47.403	171.6	09:29:54.552
13	1:38.499	21.067	31.208	46.224	179.4	09:31:33.051
14	2:38.207 B	26.576	41.389	1:30.242	111.7	09:34:11.258
15	3:54.263	2:34.991	32.019	47.253	75.4	09:38:05.521
16	1:38.766	21.019	32.263	45.484	178.9	09:39:44.287
17	1:37.238	20.916	31.120	45.202	181.7	09:41:21.525

44 Rayan CARETTI		FRA				
GRS		Dallara 326				
1	3:34.405 B	1:53.303	34.151	1:06.951	82.4	09:03:34.405
2	2:22.601	1:02.127	32.650	47.824	123.9	09:05:57.006
3	1:39.950	21.680	32.156	46.114	176.8	09:07:36.956
4	1:39.610	21.159	31.756	46.695	177.4	09:09:16.566
5	1:38.924	21.306	31.608	46.010	178.6	09:10:55.490
6	1:38.425	20.943	31.643	45.839	179.6	09:12:33.915
7	1:38.406	21.201	31.483	45.722	179.6	09:14:12.321
8	1:46.148	24.947	35.119	46.082	166.5	09:15:58.469
9	1:38.235	21.090	31.533	45.612	179.9	09:17:36.704
10	1:38.747	21.150	31.638	45.959	179.0	09:19:15.451

# EURO CUP 3



## Eurocup3 ROUND 3 - IMOLA Official Previous Test 1

### Sector Analysis

Lap under Red Flag    — Invalidated Lap    ■ Personal Best    ■ Session Best    B Crossing the pit lane

Lap	Time	Sector 1	Sector 2	Sector 3	Kph	Elapsed	Lap	Time	Sector 1	Sector 2	Sector 3	Kph	Elapsed
11	8:42.792 B	21.161	36.976	7:44.655	33.8	09:27:58.243	3	<u>1:46.919</u>	21.489	31.695	<u>53.735</u>	165.3	09:07:30.960
12	2:07.451	39.852	37.854	49.745	138.7	09:30:05.694	4	1:38.446	21.262	31.662	45.522	179.5	09:09:09.406
13	<b>2:11.932 B</b>	23.212	32.524	1:16.196	134.0	09:32:17.626	5	1:37.952	21.247	31.312	45.393	180.4	09:10:47.358
14	3:47.040 B				77.8	09:36:04.666	6	1:37.849	21.102	31.368	45.379	180.6	09:12:25.207
15	2:13.575	55.232	32.212	46.131	132.3	09:38:18.241	7	1:41.351	21.085	31.400	48.866	174.4	09:14:06.558
16	1:39.115	22.035	31.697	<b>45.383</b>	178.3	09:39:57.356	8	<b>1:37.600</b>	<b>21.015</b>	31.337	<b>45.248</b>	181.1	09:15:44.158
17	1:40.158	<b>20.934</b>	33.297	45.927	176.4	09:41:37.514	9	8:41.175 B	21.079	31.432	7:48.664	33.9	09:24:25.333
							10	2:03.845	39.860	34.713	49.272	142.7	09:26:29.178
							11	1:45.520	22.095	34.783	48.642	167.5	09:28:14.698
							12	1:46.515	21.731	31.647	53.137	165.9	09:30:01.213
							13	<b>1:37.696</b>	21.122	31.278	45.296	180.9	09:31:38.909
							14	5:00.717 B	32.734	45.042	3:42.941	58.8	09:36:39.626
							15	2:12.016	50.718	31.875	49.423	133.9	09:38:51.642

48 James EGOZI		USA				
Palou Motorsport		Dallara 326				
1	3:25.214 B	1:31.534	36.696	1:16.984	86.1	09:03:25.214
2	5:50.797 B	4:02.724	34.207	1:13.866	50.4	09:09:16.011
3	2:08.196	50.445	31.985	45.766	137.9	09:11:24.207
4	1:37.144	20.948	31.080	45.116	181.9	09:13:01.351
5	1:37.567	20.824	31.345	45.398	181.1	09:14:38.918
6	1:37.042	20.907	31.017	45.118	182.1	09:16:15.960
7	1:36.963	20.862	31.133	<b>44.968</b>	182.3	09:17:52.923
8	1:36.873	20.810	31.002	45.061	182.4	09:19:29.796
9	1:37.134	20.803	31.286	45.045	181.9	09:21:06.930
10	<b>1:36.818</b>	20.835	<b>30.978</b>	45.005	182.5	09:22:43.748
11	1:37.190	20.862	31.135	45.193	181.8	09:24:20.938
12	1:37.072	20.936	31.078	45.058	182.1	09:25:58.010
13	1:37.995	20.974	31.395	45.626	180.3	09:27:36.005
14	1:39.421	22.651	31.467	45.303	177.8	09:29:15.426
15	1:37.488	20.864	31.169	45.455	181.3	09:30:52.914
16	<b>2:30.747 B</b>	<b>20.774</b>	36.470	1:33.503	117.2	09:33:23.661
17	4:45.584	3:27.272	31.888	46.424	61.9	09:38:09.245
18	1:39.666	20.989	33.417	45.260	177.3	09:39:48.911
19	1:37.838	20.792	32.020	45.026	180.6	09:41:26.749

70 Yani STEVENHEYDENS		BEL				
GRS		Dallara 326				
1	3:50.532 B	1:53.734	38.939	1:17.859	76.7	09:03:50.532
2	2:39.760	1:14.587	35.166	50.007	110.6	09:06:30.292
3	1:42.189	21.993	32.588	47.608	172.9	09:08:12.481
4	1:58.146 B	21.438	31.723	1:04.985	149.6	09:10:10.627
5	2:01.578	43.806	31.675	46.097	145.4	09:12:12.205
6	1:38.909	21.118	31.599	46.192	178.7	09:13:51.114
7	1:38.306	21.133	31.396	45.777	179.8	09:15:29.420
8	1:38.233	21.033	31.207	45.993	179.9	09:17:07.653
9	1:38.122	21.030	31.226	45.866	180.1	09:18:45.775
10	2:05.683 B	21.008	31.257	1:13.418	140.6	09:20:51.458
11	3:37.627 B				81.2	09:24:29.085
12	2:06.513	40.538	35.762	50.213	139.7	09:26:35.598
13	1:45.594	22.677	33.486	49.431	167.4	09:28:21.192
14	1:42.625	21.420	31.526	49.679	172.2	09:30:03.817
15	<b>1:38.547</b>	21.017	31.372	46.158	179.3	09:31:42.364
16	<b>2:44.980 B</b>	29.950	45.448	1:29.582	107.1	09:34:27.344
17	1:36.154 B				183.8	09:36:03.498
18	2:13.112	54.786	31.711	46.615	132.8	09:38:16.610
19	1:38.170	21.114	31.182	45.874	180.0	09:39:54.780
20	<b>1:37.527</b>	<b>20.977</b>	<b>31.044</b>	<b>45.506</b>	181.2	09:41:32.307

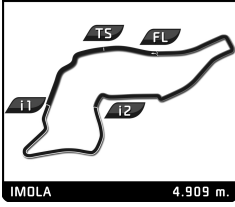
77 Bart HARRISON		GBR				
Double R		Dallara 326				
1	4:01.774	2:34.796	36.092	50.886	73.1	09:04:01.774
2	1:42.267	22.568	32.667	47.032	172.8	09:05:44.041

84 Genaro TRAPPA		ARG				
Hitech		Dallara 326				
1	4:06.013	2:40.575	35.307	50.131	71.8	09:04:06.013
2	1:59.817 B	22.312	33.624	1:03.881	147.5	09:06:05.830
3	2:21.688	59.269	34.536	47.883	124.7	09:08:27.518
4	1:44.885	22.147	34.296	48.442	168.5	09:10:12.403
5	1:39.173	20.976	31.517	46.680	178.2	09:11:51.576
6	1:41.378	20.909	31.334	49.135	174.3	09:13:32.954
7	1:37.821	20.928	31.319	45.574	180.7	09:15:10.775
8	9:04.217 B	<b>20.833</b>	<b>31.285</b>	8:12.099	32.5	09:24:14.992
9	2:03.876	38.883	34.401	50.592	142.7	09:26:18.868
10	1:41.063	22.226	32.583	46.254	174.9	09:27:59.931
11	1:38.140	21.033	31.518	45.589	180.1	09:29:38.071
12	1:47.184	22.322	34.382	50.480	164.9	09:31:25.255
13	5:09.052 B	21.335	48.078	3:59.639	57.2	09:36:34.307
14	2:08.890	43.885	32.263	52.742	137.1	09:38:43.197
15	<b>1:37.684</b>	20.957	31.480	<b>45.247</b>	180.9	09:40:20.881

91 Lorenzo CAMPOS		AGO				
Double R		Dallara 326				
1	4:02.635	2:37.194	35.948	49.493	72.8	09:04:02.635
2	1:42.256	22.418	32.784	47.054	172.8	09:05:44.891
3	1:39.467	21.260	31.842	46.365	177.7	09:07:24.358
4	1:41.758	22.950	32.954	45.854	173.7	09:09:06.116
5	<b>1:38.200</b>	21.216	31.478	<b>45.506</b>	180.0	09:10:44.316
6	<b>1:56.387</b>	21.006	31.505	<b>1:03.876</b>	151.8	09:12:40.703
7	1:43.814	23.058	33.005	47.751	170.2	09:14:24.517
8	<b>1:37.806</b>	<b>20.968</b>	<b>31.365</b>	<b>45.473</b>	180.7	09:16:02.323
9	8:24.878 B	21.424	31.641	7:31.813	35.0	09:24:27.201
10	2:04.146	40.285	35.050	48.811	142.4	09:26:31.347
11	1:45.043	23.167	34.799	47.077	168.2	09:28:16.390
12	1:39.967	21.221	32.350	46.396	176.8	09:29:56.357
13	9:10.172 B	<b>20.943</b>	<b>31.473</b>	8:17.756	32.1	09:39:06.529

99 René LAMMERS		NLD				
MP Motorsport		Dallara 326				
1	4:31.649 B	2:51.089	34.707	1:05.853	65.1	09:04:31.649
2	2:59.760 B	1:23.072	33.422	1:03.266	98.3	09:07:31.409
3	2:52.451	1:12.485	36.719	1:03.247	102.5	09:10:23.860
4	1:39.428	21.517	31.680	46.231	177.7	09:12:03.288
5	1:37.579	21.108	31.126	45.345	181.1	09:13:40.867
6	1:38.584	20.954	31.075	46.555	179.3	09:15:19.451
7	1:38.663	<b>20.869</b>	32.215	45.579	179.1	09:16:58.114

# EURO CUP 3



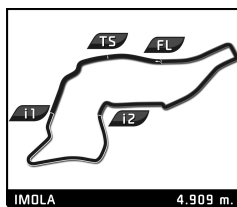
## Eurocup3 ROUND 3 - IMOLA Official Previous Test 1

### Sector Analysis

■ Lap under Red Flag   
 — Invalidated Lap   
 ■ Personal Best   
 ■ Session Best   
 **B** Crossing the pit lane

Lap	Time	Sector 1	Sector 2	Sector 3	Kph	Elapsed	Lap	Time	Sector 1	Sector 2	Sector 3	Kph	Elapsed
8	1:37.585	20.971	31.232	45.382	181.1	09:18:35.699							
9	1:37.167	20.981	31.157	45.029	181.9	09:20:12.866							
10	1:37.389	21.012	30.989	45.388	181.5	09:21:50.255							
11	1:37.551	20.918	31.178	45.455	181.2	09:23:27.806							
12	<b>1:36.930</b>	20.975	<b>30.963</b>	<b>44.992</b>	182.3	09:25:04.736							
13	<u>1:39.053</u>	20.980	31.111	<u>46.962</u>	178.4	09:26:43.789							
14	<u>2:50.923</u> <b>B</b>	<u>21.511</u>	32.215	1:57.197	103.4	09:29:34.712							

# EURO CUP 3



## Eurocup3 ROUND 3 - IMOLA Official Previous Test 1

### Track Limits Analysis

No	Driver	Team	T.L. Nr	Camera	Lap	Time	Total Infractions:
8	Alceu FELDMANN	MP Motorsport	1	Turn 11	3	09:09:46.845	2
8	Alceu FELDMANN	MP Motorsport	2	Turn 19	12	09:25:13.419	
12	Gianmarco PRADEL	MP Motorsport	1	Turn 19	16	09:31:16.219	1
23	Stefan BOSTANDJIEV	Hitech	1	Turn 11	8	09:16:05.806	1
31	Renzo BARBUY	TC Racing	1	Turn 11	10	09:27:05.002	1
44	Rayan CARETTI	GRS	1	Turn 19	2	09:05:45.625	1
77	Bart HARRISON	Double R	1	Turn 11	3	09:06:38.541	2
77	Bart HARRISON	Double R	2	Turn 15	16	09:40:00.558	
91	Lorenzo CAMPOS	Double R	1	Turn 11	6	09:11:38.137	1
99	René LAMMERS	MP Motorsport	1	Turn 19	13	09:26:32.291	1
99	René LAMMERS	MP Motorsport	2	Turn 15	13	09:26:13.491	

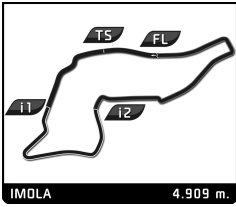
TOTAL TRACK LIMITS: 11

Published at: 9:45

Track Limits Operator:

Daphne FERNÁNDEZ  
OD-1537-ESP-CAT

# EURO CUP 3





## Eurocup3 ROUND 3 - IMOLA Official Previous Test 1

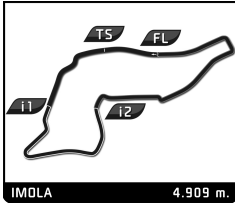
### Race Director Report

Hour	Flag	Message
08:49:57		E3 - PIT LANE WILL BE OPEN AT 9:00
09:00:00		PIT LANE OPEN
09:31:21	YF	DOUBLE YELLOW AT TURN 11-13
09:31:34	RF	RED FLAG
09:34:28		SESSION WILL BE RESUME AT 9:36 TBC
09:35:32		SESSION WILL BE RESUMED AT 9:36 CONFIRMED
09:36:00	GF	GREEN FLAG
09:36:01		PIT LANE OPEN
09:37:16		CAR #91 BEST TIME DELETED - CAUSING RED FLAG - ART. 30.7 SR

Published at: ..9:45.....


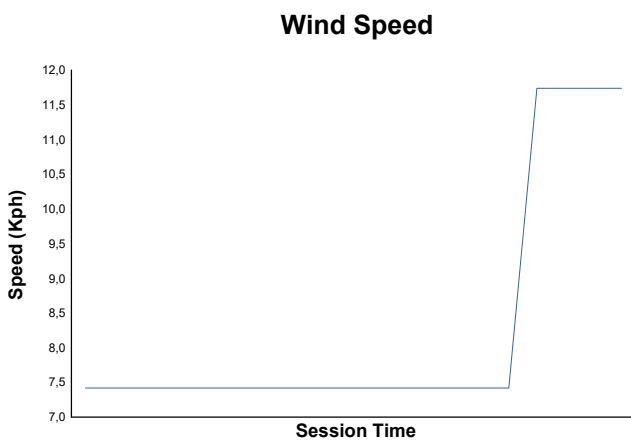
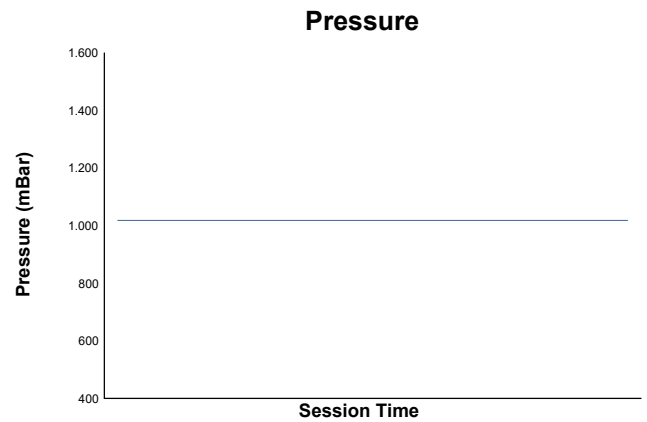
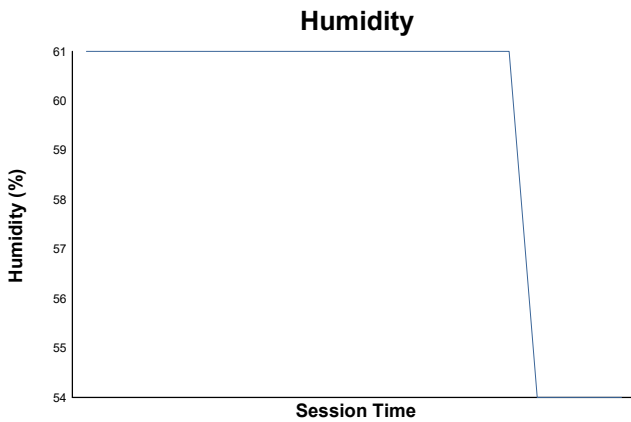
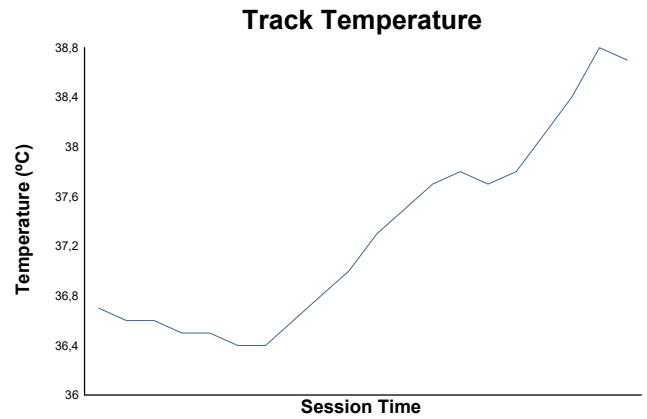
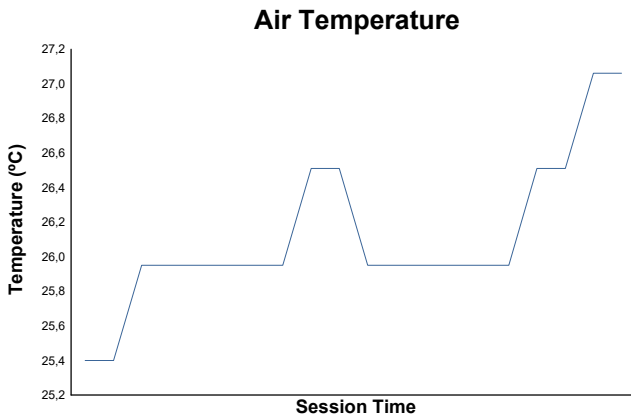
<b>Race Director:</b> Luis GONZÁLEZ 	<b>Timekeeper:</b> Alberto ESTÉBANEZ 
-------------------------------------------------------------------------------------------------------------------------------	----------------------------------------------------------------------------------------------------------------------------------

# EURO CUP 3



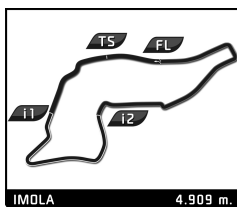
## ROUND 3 - IMOLA

Eurocup3  
Official Previous Test 1  
Weather Report



Track Status: **DRY**

# EURO CUP 3



## Eurocup3 ROUND 3 - IMOLA Official Previous Test 2

### Classification

No	Driver	Nat	Team	Car	Cl.	Time	Lap Total	Gap	Kph
1	48 James EGOZI	USA	Palou Motorsport	Dallara 326		<b>1:35.612</b>	13 14	- -	<b>184.8</b>
2	14 Keanu AL AZHARI	ARE	Hitech	Dallara 326		<b>1:35.866</b>	12 12	+0.254 +0.254	<b>184.3</b>
3	99 René LAMMERS	NLD	MP Motorsport	Dallara 326	R	<b>1:36.045</b>	12 13	+0.433 +0.179	<b>184.0</b>
4	39 Santino PANETTA	ARG	Hitech	Dallara 326	R	<b>1:36.100</b>	13 16	+0.488 +0.055	<b>183.9</b>
5	2 Kacper SZTUKA	POL	Tecnicar by Amtog	Dallara 326		<b>1:36.238</b>	12 16	+0.626 +0.138	<b>183.6</b>
6	7 Christopher EL FEGHALI	LBN	Drivex	Dallara 326	R	<b>1:36.258</b>	13 16	+0.646 +0.020	<b>183.6</b>
7	11 Juan COTA	ESP	TC Racing	Dallara 326	R	<b>1:36.259</b>	11 14	+0.647 +0.001	<b>183.6</b>
8	27 Heitor DALL'AGNOL	BRA	Palou Motorsport	Dallara 326	R	<b>1:36.284</b>	17 17	+0.672 +0.025	<b>183.5</b>
9	4 Ean EYCKMANS	BEL	MP Motorsport	Dallara 326	R	<b>1:36.314</b>	6 15	+0.702 +0.030	<b>183.5</b>
10	12 Gianmarco PRADEL	AUS	MP Motorsport	Dallara 326		<b>1:36.365</b>	5 15	+0.753 +0.051	<b>183.4</b>
11	33 Rafael PERARD	FRA	Palou Motorsport	Dallara 326	R	<b>1:36.366</b>	12 14	+0.754 +0.001	<b>183.4</b>
12	10 Enzo TARNVANICHKUL	THA	Griffin Core by Campos	Dallara 326		<b>1:36.565</b>	12 17	+0.953 +0.199	<b>183.0</b>
13	41 Alex POWELL	USA	Griffin Core by Campos	Dallara 326	R	<b>1:36.638</b>	12 16	+1.026 +0.073	<b>182.9</b>
14	9 Thomas STRAUVEN	BEL	Griffin Core by Campos	Dallara 326	R	<b>1:36.643</b>	17 17	+1.031 +0.005	<b>182.9</b>
15	77 Bart HARRISON	GBR	Double R	Dallara 326	R	<b>1:36.724</b>	13 16	+1.112 +0.081	<b>182.7</b>
16	91 Lorenzo CAMPOS	AGO	Double R	Dallara 326	R	<b>1:36.767</b>	12 16	+1.155 +0.043	<b>182.6</b>
17	5 Patrick HEUZENROEDER	AUS	Griffin Core by Campos	Dallara 326		<b>1:36.826</b>	13 17	+1.214 +0.059	<b>182.5</b>
18	37 Filippo FIORENTINO	BRA	Drivex	Dallara 326	R	<b>1:36.829</b>	13 16	+1.217 +0.003	<b>182.5</b>
19	8 Alceu FELDMANN	BRA	MP Motorsport	Dallara 326		<b>1:36.892</b>	12 15	+1.280 +0.063	<b>182.4</b>
20	22 Nacho TUÑON	ESP	Tecnicar by Amtog	Dallara 326		<b>1:36.911</b>	12 15	+1.299 +0.019	<b>182.4</b>
21	26 Tommy HARFIELD	GBR	Double R	Dallara 326	R	<b>1:36.961</b>	6 16	+1.349 +0.050	<b>182.3</b>
22	84 Genaro TRAPPA	ARG	Hitech	Dallara 326	R	<b>1:36.980</b>	12 16	+1.368 +0.019	<b>182.2</b>
23	44 Rayan CARETTI	FRA	GRS	Dallara 326	R	<b>1:37.362</b>	16 16	+1.750 +0.382	<b>181.5</b>
24	70 Yani STEVENHEYDENS	BEL	GRS	Dallara 326	R	<b>1:37.377</b>	7 19	+1.765 +0.015	<b>181.5</b>
25	3 Edouard BORGNA	FRA	Drivex	Dallara 326		<b>1:37.769</b>	12 16	+2.157 +0.392	<b>180.8</b>
26	16 Bianca BUSTAMANTE	PHL	Palou Motorsport	Dallara 326		<b>1:37.801</b>	15 15	+2.189 +0.032	<b>180.7</b>
27	31 Renzo BARBUY	ARG	TC Racing	Dallara 326	R	<b>1:37.875</b>	6 15	+2.263 +0.074	<b>180.6</b>
28	23 Stefan BOSTANDJIEV	BGR	Hitech	Dallara 326		<b>1:38.004</b>	5 12	+2.392 +0.129	<b>180.3</b>
29	20 Benjamin BECKLEY	CRI	Tecnicar by Amtog	Dallara 326	R	<b>1:38.245</b>	14 17	+2.633 +0.241	<b>179.9</b>
30	6 Stylianos KOLOVOS	GRC	Drivex	Dallara 326	R	<b>1:38.454</b>	11 15	+2.842 +0.209	<b>179.5</b>

**Fastest Lap:** Lap 13 James EGOZI 1:35.612 184.8 Kph

CAR #6 - BEST LAP TIME DELETED - CAUSING A RED FLAG - Art. 30.7  
 CAR #23 - BEST LAP TIME DELETED - CAUSING A RED FLAG - Art. 30.7

Published at: ...13:20.....

Track Status: **DRY**

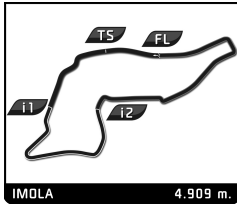
**Race Director:**

Luis GONZÁLEZ

**Timekeeper:**

Alberto ESTÉBANEZ

# EURO CUP 3



## Eurocup3 ROUND 3 - IMOLA Official Previous Test 2 Classification by Class

No	Driver	Nat	Team	Car	Time	Lap Total	Gap	Kph
<b>R</b>								
1	99 René LAMMERS	NLD	MP Motorsport	Dallara 326	<b>1:36.045</b>	12 13		<b>184.0</b>
2	39 Santino PANETTA	ARG	Hitech	Dallara 326	<b>1:36.100</b>	13 16	+0.055 +0.055	<b>183.9</b>
3	7 Christopher EL FEGHALI	LBN	Drivex	Dallara 326	<b>1:36.258</b>	13 16	+0.213 +0.158	<b>183.6</b>
4	11 Juan COTA	ESP	TC Racing	Dallara 326	<b>1:36.259</b>	11 14	+0.214 +0.001	<b>183.6</b>
5	27 Heitor DALL'AGNOL	BRA	Palou Motorsport	Dallara 326	<b>1:36.284</b>	17 17	+0.239 +0.025	<b>183.5</b>
6	4 Ean EYCKMANS	BEL	MP Motorsport	Dallara 326	<b>1:36.314</b>	6 15	+0.269 +0.030	<b>183.5</b>
7	33 Rafael PERARD	FRA	Palou Motorsport	Dallara 326	<b>1:36.366</b>	12 14	+0.321 +0.052	<b>183.4</b>
8	41 Alex POWELL	USA	Griffin Core by Campos	Dallara 326	<b>1:36.638</b>	12 16	+0.593 +0.272	<b>182.9</b>
9	9 Thomas STRAUVEN	BEL	Griffin Core by Campos	Dallara 326	<b>1:36.643</b>	17 17	+0.598 +0.005	<b>182.9</b>
10	77 Bart HARRISON	GBR	Double R	Dallara 326	<b>1:36.724</b>	13 16	+0.679 +0.081	<b>182.7</b>
11	91 Lorenzo CAMPOS	AGO	Double R	Dallara 326	<b>1:36.767</b>	12 16	+0.722 +0.043	<b>182.6</b>
12	37 Filippo FIORENTINO	BRA	Drivex	Dallara 326	<b>1:36.829</b>	13 16	+0.784 +0.062	<b>182.5</b>
13	26 Tommy HARFIELD	GBR	Double R	Dallara 326	<b>1:36.961</b>	6 16	+0.916 +0.132	<b>182.3</b>
14	84 Genaro TRAPPA	ARG	Hitech	Dallara 326	<b>1:36.980</b>	12 16	+0.935 +0.019	<b>182.2</b>
15	44 Rayan CARETTI	FRA	GRS	Dallara 326	<b>1:37.362</b>	16 16	+1.317 +0.382	<b>181.5</b>
16	70 Yani STEVENHEYDENS	BEL	GRS	Dallara 326	<b>1:37.377</b>	7 19	+1.332 +0.015	<b>181.5</b>
17	31 Renzo BARBUY	ARG	TC Racing	Dallara 326	<b>1:37.875</b>	6 15	+1.830 +0.498	<b>180.6</b>
18	20 Benjamin BECKLEY	CRI	Tecnicar by Amtog	Dallara 326	<b>1:38.245</b>	14 17	+2.200 +0.370	<b>179.9</b>
19	6 Stylianos KOLOVOS	GRC	Drivex	Dallara 326	<b>1:38.454</b>	11 15	+2.409 +0.209	<b>179.5</b>

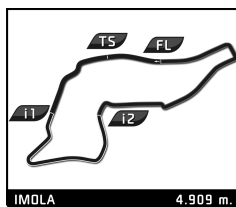
CAR #6 - BEST LAPTIME DELETED - CAUSING A RED FLAG - Art. 30.7  
 CAR #23 - BEST LAPTIME DELETED - CAUSING A RED FLAG - Art. 30.7

Published at: .....13:20.....

Track Status: **DRY**

<b>Race Director:</b> Luis GONZÁLEZ 	<b>Timekeeper:</b> Alberto ESTÉBANEZ 
-------------------------------------------------------------------------------------------------------------------------------	----------------------------------------------------------------------------------------------------------------------------------

# EURO CUP 3

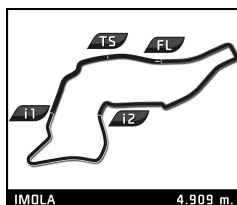


## Eurocup3 ROUND 3 - IMOLA Official Previous Test 2

### Best Top Speed

No Driver	Team	Class	Top 1		Top 2		Top 3		Top 4		Top 5		Avg
			Kph	Lap	Kph	Lap	Kph	Lap	Kph	Lap	Kph	Lap	
22	Nacho TUÑÓN	Tecnicar by Amtog	259.0	7	258.4	15	257.8	12	255.9	13	255.3	6	257,3
27	Heitor DALL'AGNOL	Palou Motorsport	259.0	8	255.3	14	254.7	6	254.7	12	254.1	4	255,6
44	Rayan CARETTI	GRS	257.8	13	255.9	4	254.7	15	254.1	7	254.1	16	255,3
37	Filippo FIORENTINO	Drivex	257.1	8	254.7	5	252.3	6	252.3	13	252.3	16	253,7
39	Santino PANETTA	Hitech	257.1	2	254.1	16	253.5	6	253.5	7	253.5	12	254,3
23	Stefan BOSTANDJIEV	Hitech	256.5	6	254.1	5	253.5	4	252.9	11	252.3	7	253,9
3	Edouard BORGNA	Drivex	255.9	16	254.1	4	254.1	5	253.5	6	252.9	14	254,1
48	James EGOZI	Palou Motorsport	255.9	7	255.3	14	254.1	5	254.1	12	254.1	13	254,7
2	Kacper SZTUKA	Tecnicar by Amtog	255.3	16	254.1	5	253.5	6	253.5	7	253.5	12	254,0
14	Keanu AL AZHARI	Hitech	255.3	4	254.7	6	252.3	5	252.3	11	252.3	12	253,4
77	Bart HARRISON	Double R	255.3	4	254.7	13	254.7	14	254.7	16	253.5	5	254,6
9	Thomas STRAUVEN	Griffin Core by Campos	254.7	17	252.9	7	252.9	8	252.9	12	252.9	16	253,3
10	Enzo TARNVANICHKUL	Griffin Core by Campos	254.7	6	254.1	7	253.5	5	253.5	17	252.9	12	253,7
20	Benjamin BECKLEY	Tecnicar by Amtog	254.7	17	253.5	13	252.9	8	252.9	12	252.3	14	253,3
26	Tommy HARFIELD	Double R	254.7	13	253.5	6	252.9	5	252.9	7	252.9	14	253,4
84	Genaro TRAPPA	Hitech	254.7	16	254.1	6	254.1	11	253.5	12	253.5	13	254,0
91	Lorenzo CAMPOS	Double R	254.7	6	254.1	13	254.1	16	253.5	14	252.9	7	253,9
6	Stylianios KOLOVOS	Drivex	254.1	5	252.9	11	252.9	12	252.3	3	252.3	6	252,9
7	Chistopher EL FEGHALI	Drivex	254.1	13	253.5	3	253.5	16	252.9	5	252.9	6	253,4
11	Juan COTA	TC Racing	254.1	14	253.5	6	252.9	5	252.9	11	252.3	12	253,1
16	Bianca BUSTAMANTE	Palou Motorsport	254.1	7	253.5	11	253.5	15	252.3	5	252.3	12	253,1
5	Patrick HEUZENROEDER	Griffin Core by Campos	253.5	6	253.5	7	252.3	5	252.3	14	251.7	13	252,7
33	Rafael PERARD	Palou Motorsport	253.5	6	253.5	7	253.5	12	253.5	13	252.9	5	253,4
41	Alex POWELL	Griffin Core by Campos	253.5	6	253.5	16	252.9	5	252.9	13	252.3	11	253,0
99	René LAMMERS	MP Motorsport	253.5	3	252.3	6	252.3	13	251.7	8	251.7	12	252,3
4	Ean EYCKMANS	MP Motorsport	252.9	5	252.3	15	251.7	4	251.7	12	251.2	6	252,0
8	Alceu FELDMANN	MP Motorsport	252.3	15	251.7	5	251.7	6	251.7	12	250.6	4	251,6
12	Gianmarco PRADEL	MP Motorsport	252.3	15	251.7	12	251.7	13	251.2	6	251.2	11	251,6
31	Renzo BARBUY	TC Racing	252.3	6	251.2	11	251.2	12	250.6	8	250.0	5	251,1
70	Yani STEVENHEYDENS	GRS	252.3	19	251.7	6	251.7	15	251.2	16	250.0	5	251,4

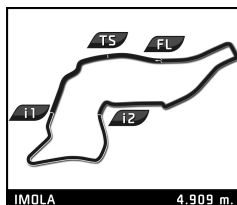
# EURO CUP 3



## Eurocup3 ROUND 3 - IMOLA Official Previous Test 2

### Best Sector Times

Sector 1			Sector 2			Sector 3			Ideal Lap	Best Lap	
Pos	No Driver	Time	No Driver	Time	No Driver	Time	Pos	No Driver			
1	48 J.EGOZI	20.561	14 K.AL AZHARI	30.619	48 J.EGOZI	44.378	1	48 J.EGOZI	1:35.599	1:35.612	(1)
2	39 S.PANETTA	20.594	48 J.EGOZI	30.660	2 K.SZTUKA	44.614	2	14 K.AL AZHARI	1:35.866	1:35.866	(2)
3	14 K.AL AZHARI	20.597	99 R.LAMMERS	30.662	14 K.AL AZHARI	44.650	3	99 R.LAMMERS	1:35.996	1:36.045	(3)
4	2 K.SZTUKA	20.610	11 J.COTA	30.700	27 H.DALL'AGNOL	44.655	4	39 S.PANETTA	1:36.047	1:36.100	(4)
5	27 H.DALL'AGNOL	20.614	4 E.EYCKMANS	30.720	7 C.EL FEGHALI	44.683	5	27 H.DALL'AGNOL	1:36.116	1:36.284	(8)
6	99 R.LAMMERS	20.615	33 R.PERARD	30.768	39 S.PANETTA	44.684	6	4 E.EYCKMANS	1:36.117	1:36.314	(9)
7	77 B.HARRISON	20.666	39 S.PANETTA	30.769	4 E.EYCKMANS	44.690	7	2 K.SZTUKA	1:36.129	1:36.238	(5)
8	7 C.EL FEGHALI	20.667	10 E.TARNVANICHKUL	30.797	99 R.LAMMERS	44.719	8	11 J.COTA	1:36.215	1:36.259	(7)
9	33 R.PERARD	20.669	12 G.PRADEL	30.800	12 G.PRADEL	44.736	9	33 R.PERARD	1:36.215	1:36.366	(11)
10	91 L.CAMPOS	20.671	27 H.DALL'AGNOL	30.847	33 R.PERARD	44.778	10	12 G.PRADEL	1:36.226	1:36.365	(10)
11	11 J.COTA	20.676	41 A.POWELL	30.876	10 E.TARNVANICHKUL	44.797	11	7 C.EL FEGHALI	1:36.258	1:36.258	(6)
12	12 G.PRADEL	20.690	77 B.HARRISON	30.879	11 J.COTA	44.839	12	10 E.TARNVANICHKUL	1:36.312	1:36.565	(12)
13	41 A.POWELL	20.695	2 K.SZTUKA	30.905	9 T.STRAUVEN	44.842	13	41 A.POWELL	1:36.474	1:36.638	(13)
14	4 E.EYCKMANS	20.707	7 C.EL FEGHALI	30.908	41 A.POWELL	44.903	14	77 B.HARRISON	1:36.522	1:36.724	(15)
15	10 E.TARNVANICHKUL	20.718	37 F.FIORENTINO	30.951	5 P.HEUZENROEDER	44.961	15	9 T.STRAUVEN	1:36.638	1:36.643	(14)
16	84 G.TRAPPA	20.745	5 P.HEUZENROEDER	30.987	22 N.TUÑON	44.965	16	91 L.CAMPOS	1:36.665	1:36.767	(16)
17	22 N.TUÑON	20.748	91 L.CAMPOS	30.999	77 B.HARRISON	44.977	17	5 P.HEUZENROEDER	1:36.702	1:36.826	(17)
18	5 P.HEUZENROEDER	20.754	70 Y.STEVENHEYDENS	31.001	91 L.CAMPOS	44.995	18	26 T.HARFIELD	1:36.802	1:36.961	(21)
19	26 T.HARFIELD	20.757	84 G.TRAPPA	31.004	37 F.FIORENTINO	45.017	19	37 F.FIORENTINO	1:36.818	1:36.829	(18)
20	9 T.STRAUVEN	20.776	26 T.HARFIELD	31.010	8 A.FELDMANN	45.022	20	22 N.TUÑON	1:36.827	1:36.911	(20)
21	44 R.CARETTI	20.814	8 A.FELDMANN	31.017	26 T.HARFIELD	45.035	21	8 A.FELDMANN	1:36.863	1:36.892	(19)
22	3 E.BORGNA	20.817	9 T.STRAUVEN	31.020	44 R.CARETTI	45.227	22	84 G.TRAPPA	1:36.980	1:36.980	(22)
23	8 A.FELDMANN	20.824	22 N.TUÑON	31.114	84 G.TRAPPA	45.231	23	70 Y.STEVENHEYDENS	1:37.236	1:37.377	(24)
24	37 F.FIORENTINO	20.850	16 B.BUSTAMANTE	31.232	3 E.BORGNA	45.320	24	44 R.CARETTI	1:37.274	1:37.362	(23)
25	70 Y.STEVENHEYDENS	20.904	44 R.CARETTI	31.233	70 Y.STEVENHEYDENS	45.331	25	3 E.BORGNA	1:37.465	1:37.769	(25)
26	16 B.BUSTAMANTE	20.916	3 E.BORGNA	31.328	31 R.BARBUI	45.410	26	16 B.BUSTAMANTE	1:37.630	1:37.801	(26)
27	6 S.KOLOVOS	20.920	31 R.BARBUI	31.385	20 B.BECKLEY	45.460	27	31 R.BARBUI	1:37.742	1:37.875	(27)
28	31 R.BARBUI	20.947	23 S.BOSTANDJIEV	31.451	16 B.BUSTAMANTE	45.482	28	23 S.BOSTANDJIEV	1:37.930	1:38.004	(28)
29	23 S.BOSTANDJIEV	20.949	6 S.KOLOVOS	31.611	23 S.BOSTANDJIEV	45.530	29	20 B.BECKLEY	1:38.123	1:38.245	(29)
30	20 B.BECKLEY	21.042	20 B.BECKLEY	31.621	6 S.KOLOVOS	45.733	30	6 S.KOLOVOS	1:38.264	1:38.454	(30)

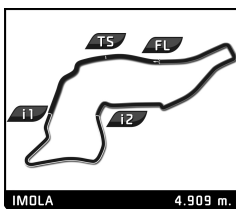


## Eurocup3 ROUND 3 - IMOLA Official Previous Test 2

### Fastest Lap Sequence










Elapsed	No	Driver	Team	Car	Class	Time	Kph	Lap
5:06.088	9	Thomas STRAUVEN	Griffin Core by Campos	Dallara 326	R	1:39.297	178.0	2
6:44.459	9	Thomas STRAUVEN	Griffin Core by Campos	Dallara 326	R	1:38.371	179.7	3
6:46.850	5	Patrick HEUZENROEDER	Griffin Core by Campos	Dallara 326		1:38.267	179.8	3
6:53.840	33	Rafael PERARD	Palou Motorsport	Dallara 326	R	1:37.598	181.1	3
7:11.971	27	Heitor DALL'AGNOL	Palou Motorsport	Dallara 326	R	1:37.509	181.2	3
7:38.704	39	Santino PANETTA	Hitech	Dallara 326	R	1:37.064	182.1	3
8:30.273	33	Rafael PERARD	Palou Motorsport	Dallara 326	R	1:36.433	183.3	4
11:04.988	99	René LAMMERS	MP Motorsport	Dallara 326	R	1:36.395	183.3	5
11:19.823	12	Gianmarco PRADEL	MP Motorsport	Dallara 326		1:36.365	183.4	5
11:48.649	48	James EGOZI	Palou Motorsport	Dallara 326		1:35.740	184.6	5
30:48.035	48	James EGOZI	Palou Motorsport	Dallara 326		1:35.612	184.8	13

# EURO CUP 3

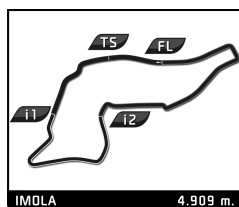


## Eurocup3 ROUND 3 - IMOLA Official Previous Test 2

### Flag Analysis

Flag	Time
 GREEN FLAG	12:35:00.000
 YELLOW FLAG AT SECTOR 2	12:50:02.242
 RED FLAG	12:50:14.413
 GREEN FLAG	12:55:00.456
 YELLOW FLAG AT SECTOR 2	13:06:23.511
 YELLOW FLAG AT SECTOR 1	13:06:25.605
 RED FLAG	13:06:31.882
 GREEN FLAG	13:11:02.277
 CHEQUERED FLAG	13:15:00.000

# EURO CUP 3



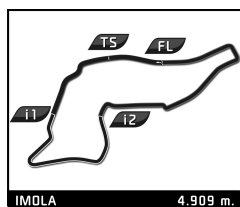
## Eurocup3 ROUND 3 - IMOLA Official Previous Test 2

### Sector Analysis

Lap under Red Flag    — Invalidated Lap    ■ Personal Best    ■ Session Best    B Crossing the pit lane

Lap	Time	Sector 1	Sector 2	Sector 3	Kph	Elapsed	Lap	Time	Sector 1	Sector 2	Sector 3	Kph	Elapsed
<b>2</b> Kacper SZTUKA POL Tecnicar by Amtog Dallara 326							<b>5</b> Patrick HEUZENROEDER AUS Griffin Core by Campos Dallara 326						
1	3:58.931	2:34.045	36.423	48.463	74.0	12:38:58.931	1	3:28.620	1:57.939	38.548	52.133	84.7	12:38:28.620
2	1:43.294	21.394	32.379	49.521	171.1	12:40:42.225	2	1:39.963	21.615	32.203	46.145	176.8	12:40:08.583
3	1:37.683	21.034	31.485	45.164	180.9	12:42:19.908	3	1:38.267	21.087	31.667	45.513	179.8	12:41:46.850
4	1:37.193	20.893	31.236	45.064	181.8	12:43:57.101	4	1:37.743	21.032	31.329	45.382	180.8	12:43:24.593
5	1:42.022	20.921	33.304	47.797	173.2	12:45:39.123	5	1:37.201	20.869	31.085	45.247	181.8	12:45:01.794
6	1:36.737	20.868	31.051	44.818	182.7	12:47:15.860	6	1:37.101	20.767	31.013	45.321	182.0	12:46:38.895
7	1:41.901	22.128	32.574	47.199	173.4	12:48:57.761	7	1:42.255	20.832	33.625	47.798	172.8	12:48:21.150
8	8:44.751 B	20.849	30.962	7:52.940	33.7	12:57:42.512	8	1:37.534	20.861	31.142	45.531	181.2	12:49:58.684
9	2:14.185	42.023	38.946	53.216	131.7	12:59:56.697	9	2:18.469 B	21.170	37.612	1:19.687	127.6	12:52:17.153
10	1:45.387	22.464	34.872	48.051	167.7	13:01:42.084	10	8:57.168	7:32.380	35.251	49.537	32.9	13:01:14.321
11	1:41.449	21.316	31.651	48.482	174.2	13:03:23.533	11	1:41.557	21.832	32.207	47.518	174.0	13:02:55.878
12	1:36.238	20.719	30.905	44.614	183.6	13:04:59.771	12	1:37.180	20.978	30.987	45.215	181.9	13:04:33.058
13	1:40.922	20.610	32.570	47.742	175.1	13:06:40.693	13	1:36.826	20.813	31.052	44.961	182.5	13:06:09.884
14	4:38.891 B	32.340	44.059	3:22.492	63.4	13:11:19.584	14	2:42.255 B	20.754	45.516	1:35.985	108.9	13:08:52.139
15	2:04.872	45.403	32.428	47.041	141.5	13:13:24.456	15	4:05.525	2:45.459	33.029	47.037	72.0	13:12:57.664
16	1:37.033	20.738	31.059	45.236	182.1	13:15:01.489	16	1:38.277	21.077	31.230	45.970	179.8	13:14:35.941
							17	1:37.256	21.033	31.129	45.094	181.7	13:16:13.197
<b>3</b> Edouard BORGNA FRA Drivex Dallara 326							<b>6</b> Stylianos KOLOVOS GRC Drivex Dallara 326						
1	3:55.492	2:29.759	36.441	49.292	75.0	12:38:55.492	1	3:55.860	2:32.468	34.383	49.009	74.9	12:38:55.860
2	1:41.389	22.028	32.510	46.851	174.3	12:40:36.881	2	1:41.701	22.245	32.851	46.605	173.8	12:40:37.561
3	1:39.131	21.192	31.935	46.004	178.3	12:42:16.012	3	1:38.949	21.184	32.001	45.764	178.6	12:42:16.510
4	1:38.387	21.056	31.630	45.701	179.6	12:43:54.399	4	1:38.667	21.073	31.823	45.771	179.1	12:43:55.177
5	1:48.628	23.217	34.836	50.575	162.7	12:45:43.027	5	1:39.862	21.543	31.862	46.457	177.0	12:45:35.039
6	1:38.383	21.068	31.635	45.680	179.6	12:47:21.410	6	1:38.689	21.207	31.679	45.803	179.1	12:47:13.728
7	1:46.471	20.992	31.627	53.852	166.0	12:49:07.881	7	1:49.806	25.565	38.426	45.815	160.9	12:49:03.534
8	7:58.369 B	28.031	38.750	6:51.588	36.9	12:57:06.250	8	9:33.415 B	21.228	2:51.153	6:21.034	30.8	12:58:36.949
9	2:11.672	45.724	35.855	50.093	134.2	12:59:17.922	9	2:06.541	42.431	36.168	47.942	139.7	13:00:43.490
10	1:46.217	23.160	34.427	48.630	166.4	13:01:04.139	10	1:41.665	21.813	32.094	47.758	173.8	13:02:25.155
11	1:42.543	22.170	33.435	46.938	172.3	13:02:46.682	11	1:38.454	21.110	31.611	45.733	179.5	13:04:03.609
12	1:37.769	21.114	31.335	45.320	180.8	13:04:24.451	12	1:38.295	21.042	31.509	45.744	179.8	13:05:41.904
13	1:37.868	20.929	31.328	45.611	180.6	13:06:02.319	13	5:35.114 B	20.920	31.687	4:42.507	52.7	13:11:17.018
14	5:16.276 B	20.817	42.016	4:13.443	55.9	13:11:18.595	14	2:05.627	45.279	32.480	47.868	140.7	13:13:22.645
15	2:07.047	46.008	33.615	47.424	139.1	13:13:25.642	15	1:38.788	21.176	31.835	45.777	178.9	13:15:01.433
16	1:39.555	21.013	32.439	46.103	177.5	13:15:05.197							
<b>4</b> Ean EYCKMANS BEL MP Motorsport Dallara 326							<b>7</b> Christopher EL FEHALI LBN Drivex Dallara 326						
1	4:37.892	3:14.856	33.870	49.166	63.6	12:39:37.892	1	3:54.951	2:30.972	34.597	49.382	75.2	12:38:54.951
2	1:52.423	22.398	37.754	52.271	157.2	12:41:30.315	2	1:40.127	21.587	32.408	46.132	176.5	12:40:35.078
3	1:37.504	21.107	31.057	45.340	181.2	12:43:07.819	3	1:40.144	20.990	33.290	45.864	176.5	12:42:15.222
4	1:36.627	20.742	30.904	44.981	182.9	12:44:44.446	4	1:37.659	20.826	30.991	45.842	181.0	12:43:52.881
5	1:46.870	22.987	37.315	46.568	165.4	12:46:31.316	5	1:40.595	20.802	31.766	48.027	175.7	12:45:33.476
6	1:36.314	20.847	30.777	44.690	183.5	12:48:07.630	6	1:39.148	21.894	31.870	45.384	178.2	12:47:12.624
7	1:36.483	20.740	30.720	45.023	183.2	12:49:44.113	7	1:36.718	20.843	30.970	44.905	182.7	12:48:49.342
8	9:45.315 B	20.891	39.677	8:44.747	30.2	12:59:29.428	8	1:41.344	20.739	30.949	49.656	174.4	12:50:30.686
9	2:02.217	40.396	33.889	47.932	144.6	13:01:31.645	9	8:04.019 B	24.952	34.461	7:04.606	36.5	12:58:34.705
10	1:44.526	21.730	34.630	48.166	169.1	13:03:16.171	10	2:26.089 B	41.248	34.679	1:10.162	121.0	13:01:00.794
11	1:36.773	20.959	30.868	44.946	182.6	13:04:52.944	11	2:05.724	39.076	34.438	52.210	140.6	13:03:06.518
12	1:39.832	20.707	33.006	46.119	177.0	13:06:32.776	12	1:36.885	20.859	30.955	45.071	182.4	13:04:43.403
13	5:23.718 B	28.302	41.163	4:14.253	54.6	13:11:56.494	13	1:36.258	20.667	30.908	44.683	183.6	13:06:19.661
14	1:57.043	36.836	32.577	47.630	151.0	13:13:53.537	14	4:47.431 B	21.229	41.356	3:44.846	61.5	13:11:07.092
15	1:36.503	20.788	30.795	44.920	183.1	13:15:30.040	15	2:11.469	51.808	32.133	47.528	134.4	13:13:18.561
							16	1:38.959	21.099	32.281	45.579	178.6	13:14:57.520

# EURO CUP 3



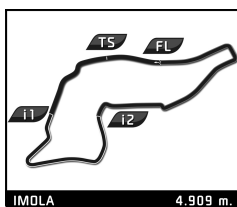
## Eurocup3 ROUND 3 - IMOLA Official Previous Test 2

### Sector Analysis

Lap under Red Flag    — Invalidated Lap    ■ Personal Best    ■ Session Best    B Crossing the pit lane

Lap	Time	Sector 1	Sector 2	Sector 3	Kph	Elapsed	Lap	Time	Sector 1	Sector 2	Sector 3	Kph	Elapsed
<b>8</b> Alceu FELDMANN <span style="float:right">BRA</span>													
MP Motorsport <span style="float:right">Dallara 326</span>													
1	4:40.941	3:16.858	35.147	48.936	62.9	12:39:40.941	17	<u>1:36.181</u>	20.742	<b>30.797</b>	<u>44.642</u>	183.7	13:16:17.860
2	1:50.866	22.415	35.575	52.876	159.4	12:41:31.807	<b>11</b> Juan COTA <span style="float:right">ESP</span>						
3	1:38.183	21.227	31.400	45.556	180.0	12:43:09.990	TC Racing <span style="float:right">Dallara 326</span>						
4	1:37.636	20.975	31.191	45.470	181.0	12:44:47.626	1	4:19.486	2:50.943	36.604	51.939	68.1	12:39:19.486
5	1:37.524	<b>20.824</b>	31.472	45.228	181.2	12:46:25.150	2	1:50.179	22.264	34.199	53.716	160.4	12:41:09.665
6	1:37.441	21.037	31.059	45.345	181.4	12:48:02.591	3	1:37.367	21.010	31.252	45.105	181.5	12:42:47.032
7	1:37.420	20.962	31.121	45.337	181.4	12:49:40.011	4	1:36.764	20.891	30.759	45.114	182.6	12:44:23.796
8	8:51.407 B	20.967	38.894	7:51.546	33.3	12:58:31.418	5	1:36.636	<b>20.676</b>	30.902	45.058	182.9	12:46:00.432
9	2:06.645	37.742	38.877	50.026	139.5	13:00:38.063	6	1:46.638	22.068	35.369	49.201	165.7	12:47:47.070
10	1:46.588	24.392	33.350	48.846	165.8	13:02:24.651	7	10:30.302 B	20.828	31.365	9:38.109	28.0	12:58:17.372
11	1:37.665	20.995	31.445	45.225	180.9	13:04:02.316	8	2:07.121	39.960	37.522	49.639	139.0	13:00:24.493
12	<b>1:36.892</b>	20.853	<b>31.017</b>	<b>45.022</b>	182.4	13:05:39.208	9	1:40.507	21.781	32.481	46.245	175.8	13:02:05.000
13	6:10.120 B	20.895	31.147	5:18.078	47.7	13:11:49.328	10	1:37.013	21.029	30.941	45.043	182.2	13:03:42.013
14	1:59.813	35.713	32.483	51.617	147.5	13:13:49.141	11	<b>1:36.259</b>	20.720	<b>30.700</b>	<b>44.839</b>	183.6	13:05:18.272
15	1:37.316	20.862	31.153	45.301	181.6	13:15:26.457	12	6:04.213 B	20.818	31.676	5:11.719	48.5	13:11:22.485
							13	2:06.709	44.749	31.752	50.208	139.5	13:13:29.194
							14	1:36.794	20.781	31.067	44.946	182.6	13:15:05.988
<b>9</b> Thomas STRAUVEN <span style="float:right">BEL</span>													
Griffin Core by Campos <span style="float:right">Dallara 326</span>													
1	3:26.791	1:56.948	37.595	52.248	85.5	12:38:26.791	<b>12</b> Gianmarco PRADEL <span style="float:right">AUS</span>						
2	1:39.297	21.548	31.847	45.902	178.0	12:40:06.088	MP Motorsport <span style="float:right">Dallara 326</span>						
3	1:38.371	21.366	31.513	45.492	179.7	12:41:44.459	1	4:36.261	3:11.047	35.500	49.714	64.0	12:39:36.261
4	1:37.806	20.990	31.482	45.334	180.7	12:43:22.265	2	1:41.993	22.778	32.588	46.627	173.3	12:41:18.254
5	1:37.216	20.906	31.282	45.028	181.8	12:44:59.481	3	1:48.089	20.978	40.949	46.162	163.5	12:43:06.343
6	1:37.060	<b>20.776</b>	31.070	45.214	182.1	12:46:36.541	4	1:37.115	20.925	31.320	44.870	182.0	12:44:43.458
7	1:47.893	22.010	37.046	48.837	163.8	12:48:24.434	5	<b>1:36.365</b>	20.733	30.837	44.795	183.4	12:46:19.823
8	1:39.498	20.878	31.722	46.898	177.6	12:50:03.932	6	1:36.713	20.691	31.153	44.869	182.7	12:47:56.536
9	<b>2:34.568 B</b>	24.254	46.158	1:24.156	114.3	12:52:38.500	7	1:36.673	20.776	<b>30.800</b>	45.097	182.8	12:49:33.209
10	8:47.875	7:19.570	38.644	49.661	33.5	13:01:26.375	8	8:52.709 B	20.777	36.141	7:55.791	33.2	12:58:25.918
11	1:53.185	21.771	36.467	54.947	156.1	13:03:19.560	9	2:26.914 B	41.251	39.981	1:05.682	120.3	13:00:52.832
12	1:37.257	21.033	31.124	45.100	181.7	13:04:56.817	10	2:08.624	44.438	34.322	49.864	137.4	13:03:01.456
13	<b>1:38.255</b>	20.786	31.295	46.174	179.9	13:06:35.072	11	1:37.111	20.952	31.161	44.998	182.0	13:04:38.567
14	<b>2:56.924 B</b>	29.542	40.613	1:46.769	99.9	13:09:31.996	12	1:36.370	<b>20.690</b>	30.944	<b>44.736</b>	183.4	13:06:14.937
15	3:28.825	2:06.182	34.804	47.839	84.6	13:13:00.821	13	5:21.665 B	21.416	43.116	4:17.133	54.9	13:11:36.602
16	1:37.282	20.972	31.192	45.118	181.7	13:14:38.103	14	2:05.416	43.173	33.193	49.050	140.9	13:13:42.018
17	<b>1:36.643</b>	20.781	<b>31.020</b>	<b>44.842</b>	182.9	13:16:14.746	15	1:36.996	20.868	31.028	45.100	182.2	13:15:19.014
<b>10</b> Enzo TARNVANICHKUL <span style="float:right">THA</span>													
Griffin Core by Campos <span style="float:right">Dallara 326</span>													
1	3:31.114	1:58.402	38.778	53.934	83.7	12:38:31.114	<b>14</b> Keanu AL AZHARI <span style="float:right">ARE</span>						
2	1:42.080	23.855	32.191	46.034	173.1	12:40:13.194	Hitech <span style="float:right">Dallara 326</span>						
3	1:52.431	21.057	40.176	51.198	157.2	12:42:05.625	1	4:17.920	2:52.908	35.237	49.775	68.5	12:39:17.920
4	1:41.060	20.964	31.162	48.934	174.9	12:43:46.685	2	1:57.811 B	21.873	32.445	1:03.493	150.0	12:41:15.731
5	1:37.413	20.872	31.366	45.175	181.4	12:45:24.098	3	2:06.888	48.620	33.072	45.196	139.3	12:43:22.619
6	1:37.002	20.810	31.156	45.036	182.2	12:47:01.100	4	1:38.290	20.933	31.322	46.035	179.8	12:45:00.909
7	1:39.455	20.828	31.207	47.420	177.7	12:48:40.555	5	1:36.490	20.745	30.874	44.871	183.2	12:46:37.399
8	<b>1:36.895</b>	<b>20.718</b>	31.030	45.147	182.4	12:50:17.450	6	1:41.853	20.973	31.924	48.956	173.5	12:48:19.252
9	<b>2:31.131 B</b>	21.725	41.616	1:27.790	116.9	12:52:48.581	7	1:36.747	20.750	30.941	45.056	182.7	12:49:55.999
10	8:29.144	7:03.079	34.871	51.194	34.7	13:01:17.725	8	6:49.460 B	20.746	37.901	5:50.813	43.2	12:56:45.459
11	1:53.543	25.793	35.176	52.574	155.6	13:03:11.268	9	2:03.729	39.243	34.868	49.618	142.8	12:58:49.188
12	<b>1:36.565</b>	20.809	30.959	<b>44.797</b>	183.0	13:04:47.833	10	1:41.672	21.471	32.664	47.537	173.8	13:00:30.860
13	1:36.666	20.772	30.863	45.031	182.8	13:06:24.499	11	1:45.429	20.889	31.684	52.856	167.6	13:02:16.289
14	<b>3:04.468 B</b>	23.694	44.433	<b>1:56.341</b>	95.8	13:09:28.967	12	<b>1:35.866</b>	<b>20.597</b>	<b>30.619</b>	<b>44.650</b>	184.3	13:03:52.155
15	3:35.519	2:15.238	32.532	47.749	82.0	13:13:04.486	<b>16</b> Bianca BUSTAMANTE <span style="float:right">PHL</span>						
16	1:37.193	20.892	31.189	45.112	181.8	13:14:41.679	Palou Motorsport <span style="float:right">Dallara 326</span>						
							1	5:17.831	3:53.074	36.482	48.275	55.6	12:40:17.831
							2	1:42.372	22.130	33.412	46.830	172.6	12:42:00.203
							3	1:39.171	21.415	31.766	45.990	178.2	12:43:39.374

# EURO CUP 3



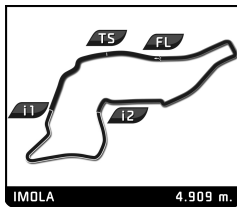
## Eurocup3 ROUND 3 - IMOLA Official Previous Test 2

### Sector Analysis

Lap under Red Flag    — Invalidated Lap    ■ Personal Best    ■ Session Best    B Crossing the pit lane

Lap	Time	Sector 1	Sector 2	Sector 3	Kph	Elapsed	Lap	Time	Sector 1	Sector 2	Sector 3	Kph	Elapsed
4	1:38.762	20.981	31.506	46.275	178.9	12:45:18.136	5	<b>1:38.004</b>	21.023	<b>31.451</b>	<b>45.530</b>	180.3	12:47:14.107
5	1:41.947	21.958	32.935	47.054	173.3	12:47:00.083	6	1:53.554	21.665	42.922	48.967	155.6	12:49:07.661
6	1:42.058	23.932	32.101	46.025	173.2	12:48:42.141	7	7:49.230 B	<b>20.949</b>	32.141	6:56.140	37.7	12:56:56.891
7	<b>1:38.398</b>	20.979	31.424	45.995	179.6	12:50:20.539	8	2:01.619	40.225	33.717	47.677	145.3	12:58:58.510
8	<b>2:40.942 B</b>	26.485	39.758	1:34.699	109.8	12:53:01.481	9	1:41.486	22.405	32.604	46.477	174.1	13:00:39.996
9	9:37.999	8:08.918	38.532	50.549	30.6	13:02:39.480	10	1:42.590	20.969	31.638	49.983	172.3	13:02:22.586
10	1:41.149	22.475	32.261	46.413	174.7	13:04:20.629	11	<u>1:37.154</u>	<u>20.858</u>	<u>31.196</u>	<u>45.100</u>	181.9	13:03:59.740
11	1:38.555	21.017	31.662	45.876	179.3	13:05:59.184	12	1:44.252	22.061	33.904	48.287	169.5	13:05:43.992
12	<b>2:44.784 B</b>	<b>20.916</b>	43.323	1:40.545	107.2	13:08:43.968	<b>26 Tommy HARFIELD</b> GBR						
13	4:33.885	3:13.624	32.134	48.127	64.5	13:13:17.853	Double R Dallara 326						
14	1:38.275	21.103	31.418	45.754	179.8	13:14:56.128	1	4:21.628	2:52.529	37.523	51.576	67.5	12:39:21.628
15	<b>1:37.801</b>	21.087	<b>31.232</b>	<b>45.482</b>	180.7	13:16:33.929	2	1:43.834	22.133	33.657	48.044	170.2	12:41:05.462
<b>20 Benjamin BECKLEY</b> CRI							3	1:38.280	21.172	31.460	45.648	179.8	12:42:43.742
Tecnicar by Amtog Dallara 326							4	1:37.280	20.942	31.061	45.277	181.7	12:44:21.022
1	4:01.654	2:36.268	36.618	48.768	73.1	12:39:01.654	5	1:37.171	20.828	31.219	45.124	181.9	12:45:58.193
2	1:46.215	21.710	32.684	51.821	166.4	12:40:47.869	6	<b>1:36.961</b>	20.810	<b>31.010</b>	45.141	182.3	12:47:35.154
3	<u>1:40.745</u>	21.259	32.072	<u>47.414</u>	175.4	12:42:28.614	7	1:39.554	21.217	32.214	46.123	177.5	12:49:14.708
4	<u>1:40.354</u>	<u>21.527</u>	32.396	46.431	176.1	12:44:08.968	8	7:55.504 B	20.849	31.717	7:02.938	37.2	12:57:10.212
5	1:39.635	21.128	32.094	46.413	177.4	12:45:48.603	9	2:13.064	46.752	36.169	50.143	132.8	12:59:23.276
6	1:38.700	21.138	31.882	45.680	179.1	12:47:27.303	10	1:46.711	22.044	34.465	50.202	165.6	13:01:09.987
7	1:41.752	21.105	32.768	47.879	173.7	12:49:09.055	11	1:38.642	21.506	31.606	45.530	179.2	13:02:48.629
8	6:08.424 B	21.177	32.088	5:15.159	48.0	12:55:17.479	12	1:37.130	20.839	31.256	<b>45.035</b>	181.9	13:04:25.759
9	2:08.785	43.667	35.891	49.227	137.2	12:57:26.264	13	1:45.666	<b>20.757</b>	31.059	53.850	167.2	13:06:11.425
10	1:43.556	22.209	32.655	48.692	170.7	12:59:09.820	14	6:00.254 B	20.800	44.721	4:54.733	49.1	13:12:11.679
11	1:44.499	21.872	33.900	48.727	169.1	13:00:54.319	15	1:55.882	36.497	32.516	46.869	152.5	13:14:07.561
12	1:40.163	21.145	31.727	47.291	176.4	13:02:34.482	16	1:37.851	21.004	31.370	45.477	180.6	13:15:45.412
13	1:39.540	21.795	<b>31.621</b>	46.124	177.5	13:04:14.022	<b>27 Heitor DALL'AGNOL</b> BRA						
14	<b>1:38.245</b>	<b>21.042</b>	31.743	<b>45.460</b>	179.9	13:05:52.267	Palou Motorsport Dallara 326						
15	5:46.359 B	21.118	37.101	4:48.140	51.0	13:11:38.626	1	3:39.084	2:09.626	38.589	50.869	80.7	12:38:39.084
16	2:03.916	43.407	33.451	47.058	142.6	13:13:42.542	2	1:55.378	23.536	35.877	55.965	153.2	12:40:34.462
17	1:40.050	21.390	32.215	46.445	176.6	13:15:22.592	3	1:37.509	21.090	31.256	45.163	181.2	12:42:11.971
<b>22 Nacho TUÑÓN</b> ESP							4	<u>1:38.788</u>	20.827	31.341	<u>46.620</u>	178.9	12:43:50.759
Tecnicar by Amtog Dallara 326							5	<u>1:38.699</u>	<u>20.888</u>	31.488	46.323	179.1	12:45:29.458
1	4:00.680	2:35.457	35.710	49.513	73.4	12:39:00.680	6	1:36.804	20.766	31.009	45.029	182.6	12:47:06.262
2	1:46.275	21.889	32.379	52.007	166.3	12:40:46.955	7	1:36.515	20.693	30.849	44.973	183.1	12:48:42.777
3	1:39.185	21.418	32.069	45.698	178.2	12:42:26.140	8	<b>2:05.127 B</b>	23.095	33.439	1:08.593	141.2	12:50:47.904
4	1:37.829	21.017	31.482	45.330	180.6	12:44:03.969	9	8:27.391	7:01.825	35.341	50.225	34.8	12:59:15.295
5	1:37.331	20.921	31.251	45.159	181.6	12:45:41.300	10	1:47.636	22.904	34.784	49.948	164.2	13:01:02.931
6	1:37.082	20.799	31.186	45.097	182.0	12:47:18.382	11	1:37.903	20.904	31.631	45.368	180.5	13:02:40.834
7	1:43.244	22.107	33.226	47.911	171.2	12:49:01.626	12	1:36.829	20.783	<b>30.847</b>	45.199	182.5	13:04:17.663
8	8:42.148 B	20.965	31.271	7:49.912	33.8	12:57:43.774	13	1:36.545	20.633	31.079	44.833	183.0	13:05:54.208
9	2:13.466	41.402	38.725	53.339	132.4	12:59:57.240	14	<b>2:34.367 B</b>	<b>20.614</b>	37.840	1:35.913	114.5	13:08:28.575
10	1:45.074	22.468	34.685	47.921	168.2	13:01:42.314	15	4:45.027	3:26.473	32.216	46.338	62.0	13:13:13.602
11	1:41.667	21.488	31.963	48.216	173.8	13:03:23.981	16	1:36.804	20.767	31.095	44.942	182.6	13:14:50.406
12	<b>1:36.911</b>	20.832	<b>31.114</b>	<b>44.965</b>	182.4	13:05:00.892	17	<b>1:36.284</b>	20.718	30.911	<b>44.655</b>	183.5	13:16:26.690
13	6:19.673 B	<b>20.748</b>	37.816	5:21.109	46.5	13:11:20.565	<b>31 Renzo BARBUY</b> ARG						
14	2:04.438	44.955	32.995	46.488	142.0	13:13:25.003	TC Racing Dallara 326						
15	1:37.309	20.980	31.188	45.141	181.6	13:15:02.312	1	3:59.654	2:37.620	34.157	47.877	73.7	12:38:59.654
<b>23 Stefan BOSTANDJIEV</b> BGR							2	1:43.805	21.780	32.515	49.510	170.2	12:40:43.459
Hitech Dallara 326							3	1:38.874	21.293	31.798	45.783	178.7	12:42:22.333
1	4:39.103	3:17.040	34.396	47.667	63.3	12:39:39.103	4	1:38.052	21.138	<b>31.385</b>	45.529	180.2	12:44:00.385
2	1:56.543 B	21.842	32.466	1:02.235	151.6	12:41:35.646	5	1:39.695	20.971	31.620	47.104	177.3	12:45:40.080
3	2:12.730	53.160	32.352	47.218	133.1	12:43:48.376	6	<b>1:37.875</b>	21.059	31.406	<b>45.410</b>	180.6	12:47:17.955
4	1:47.727	21.140	36.408	50.179	164.0	12:45:36.103	7	1:41.314	21.002	33.408	46.904	174.4	12:48:59.269

# EURO CUP 3



## Eurocup3 ROUND 3 - IMOLA Official Previous Test 2

### Sector Analysis

Lap under Red Flag    \_ Invalidated Lap    ■ Personal Best    ■ Session Best    B Crossing the pit lane

Lap	Time	Sector 1	Sector 2	Sector 3	Kph	Elapsed	Lap	Time	Sector 1	Sector 2	Sector 3	Kph	Elapsed
8	9:19.596	<b>20.947</b>	32.036	8:26.613	31.6	12:58:18.865	11	1:45.158	20.789	31.134	53.235	168.1	13:02:18.181
9	2:06.624	39.287	37.386	49.951	139.6	13:00:25.489	12	1:36.186	20.651	30.851	<b>44.684</b>	183.7	13:03:54.367
10	1:40.719	22.155	32.099	46.465	175.5	13:02:06.208	13	<b>1:36.100</b>	20.639	<b>30.769</b>	44.692	183.9	13:05:30.467
11	1:38.148	21.023	31.618	45.507	180.1	13:03:44.356	14	5:53.600	<b>20.657</b>	30.936	5:02.007	50.0	13:11:24.067
12	1:38.118	21.042	31.600	45.476	180.1	13:05:22.474	15	2:09.284	48.005	31.562	49.717	136.7	13:13:33.351
13	6:53.450	21.063	32.006	6:00.381	42.7	13:12:15.924	16	1:36.866	20.736	30.944	45.186	182.4	13:15:10.217
14	1:59.756	38.092	34.073	47.591	147.6	13:14:15.680							
15	1:40.844	22.034	32.741	46.069	175.2	13:15:56.524							

33 Rafael PERARD FRA						
Palou Motorsport Dallara 326						
1	3:32.452	2:02.476	37.558	52.418	83.2	12:38:32.452
2	1:43.790	22.810	33.464	47.516	170.3	12:40:16.242
3	1:37.598	20.930	31.509	45.159	181.1	12:41:53.840
4	1:36.433	20.782	30.873	<b>44.778</b>	183.3	12:43:30.273
5	1:38.959	20.733	30.861	47.365	178.6	12:45:09.232
6	1:36.404	20.699	30.865	44.840	183.3	12:46:45.636
7	1:38.091	20.789	<b>30.768</b>	46.534	180.2	12:48:23.727
8	<b>1:59.199</b>	24.113	32.432	1:02.654	148.3	12:50:22.926
9	9:48.537	8:23.102	35.415	50.020	30.0	13:00:11.463
10	1:41.130	22.235	32.446	46.449	174.7	13:01:52.593
11	1:36.948	20.832	31.096	45.020	182.3	13:03:29.541
12	<b>1:36.366</b>	20.700	30.819	44.847	183.4	13:05:05.907
13	<b>1:55.218</b>	<b>20.669</b>	31.258	1:03.291	153.4	13:07:01.125
14	6:30.869	4:46.515	34.267	1:10.087	45.2	13:13:31.994

37 Filippo FIORENTINO BRA						
Drivex Dallara 326						
1	3:51.049	2:26.447	35.775	48.827	76.5	12:38:51.049
2	1:39.521	21.605	31.840	46.076	177.6	12:40:30.570
3	1:37.879	21.150	31.224	45.505	180.6	12:42:08.449
4	1:40.113	21.424	31.729	46.960	176.5	12:43:48.562
5	1:38.693	21.055	31.776	45.862	179.1	12:45:27.255
6	1:37.143	20.892	<b>30.951</b>	45.300	181.9	12:47:04.398
7	1:38.049	20.918	31.264	45.867	180.2	12:48:42.447
8	8:09.378	24.582	34.817	7:09.979	36.1	12:56:51.825
9	2:01.286	38.695	34.049	48.542	145.7	12:58:53.111
10	1:42.900	23.017	33.171	46.712	171.7	13:00:36.011
11	1:43.704	21.002	31.231	51.471	170.4	13:02:19.715
12	1:37.421	20.971	31.255	45.195	181.4	13:03:57.136
13	<b>1:36.829</b>	<b>20.850</b>	30.962	<b>45.017</b>	182.5	13:05:33.965
14	5:37.107	21.006	33.455	4:42.646	52.4	13:11:11.072
15	2:08.649	48.396	32.174	48.079	137.4	13:13:19.721
16	1:38.597	21.184	31.567	45.846	179.2	13:14:58.318

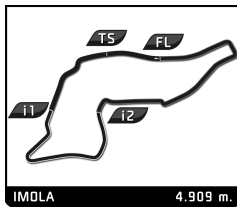
39 Santino PANETTA ARG						
Hitech Dallara 326						
1	4:19.819	2:58.902	32.964	47.953	68.0	12:39:19.819
2	1:41.821	21.329	31.527	48.965	173.6	12:41:01.640
3	1:37.064	20.900	31.186	44.978	182.1	12:42:38.704
4	1:36.786	20.731	31.144	44.911	182.6	12:44:15.490
5	1:38.866	<b>20.594</b>	31.130	47.142	178.8	12:45:54.356
6	1:36.397	20.646	30.856	44.895	183.3	12:47:30.753
7	1:36.994	20.745	31.093	45.156	182.2	12:49:07.747
8	7:44.769	21.222	32.379	6:51.168	38.0	12:56:52.516
9	1:59.333	40.758	32.215	46.360	148.1	12:58:51.849
10	1:41.174	22.056	31.476	47.642	174.7	13:00:33.023

41 Alex POWELL USA						
Griffin Core by Campos Dallara 326						
1	4:08.016	2:18.577	35.091	1:14.348	71.3	12:39:08.016
2	2:06.193	47.513	32.597	46.083	140.0	12:41:14.209
3	1:39.287	21.183	32.566	45.538	178.0	12:42:53.496
4	1:37.357	20.971	31.234	45.152	181.5	12:44:30.853
5	1:37.129	20.946	31.135	45.048	181.9	12:46:07.982
6	1:37.110	20.876	31.145	45.089	182.0	12:47:45.092
7	1:43.945	20.925	33.787	49.233	170.0	12:49:29.037
8	<b>2:31.203</b>	20.879	34.964	1:35.360	116.9	12:52:00.240
9	8:58.016	7:14.727	34.827	1:08.462	32.8	13:00:58.256
10	2:05.624	40.634	34.222	50.768	140.7	13:03:03.880
11	1:36.859	20.941	31.015	<b>44.903</b>	182.5	13:04:40.739
12	<b>1:36.638</b>	20.702	30.994	44.942	182.9	13:06:17.377
13	<b>2:53.554</b>	21.151	42.698	1:49.705	101.8	13:09:10.931
14	3:55.684	2:36.068	32.285	47.331	75.0	13:13:06.615
15	<b>1:37.058</b>	20.840	31.105	<b>45.113</b>	182.1	13:14:43.673
16	<b>1:36.525</b>	<b>20.695</b>	<b>30.876</b>	<b>44.954</b>	183.1	13:16:20.198

44 Rayan CARETTI FRA						
GRS Dallara 326						
1	3:46.044	2:25.315	33.093	47.636	78.2	12:38:46.044
2	1:41.406	21.432	32.812	47.162	174.3	12:40:27.450
3	1:38.483	21.095	31.610	45.778	179.4	12:42:05.933
4	1:38.295	21.054	31.418	45.823	179.8	12:43:44.228
5	1:37.638	20.857	<b>31.233</b>	45.548	181.0	12:45:21.866
6	1:38.349	21.133	31.473	45.743	179.7	12:47:00.215
7	1:37.864	20.860	31.384	45.620	180.6	12:48:38.079
8	<b>10:00.703</b>	20.971	31.299	<b>9:08.433</b>	29.4	12:58:38.782
9	<b>2:06.753</b>	<b>43.118</b>	35.043	48.592	139.4	13:00:45.535
10	1:42.867	21.460	32.999	48.408	171.8	13:02:28.402
11	1:38.045	21.101	31.411	45.533	180.2	13:04:06.447
12	1:37.747	20.874	31.346	45.527	180.8	13:05:44.194
13	5:20.464	22.092	39.985	4:18.387	55.1	13:11:04.658
14	2:13.401	53.740	32.161	47.500	132.5	13:13:18.059
15	1:38.976	21.517	31.988	45.471	178.6	13:14:57.035
16	<b>1:37.362</b>	<b>20.814</b>	31.321	<b>45.227</b>	181.5	13:16:34.397

48 James EGOZI USA						
Palou Motorsport Dallara 326						
1	5:03.745	3:34.911	38.145	50.689	58.2	12:40:03.745
2	1:45.316	22.560	34.039	48.717	167.8	12:41:49.061
3	1:47.337	21.416	32.066	53.855	164.6	12:43:36.398
4	1:36.511	20.754	30.907	44.850	183.1	12:45:12.909
5	1:35.740	20.591	30.682	44.467	184.6	12:46:48.649
6	<b>1:36.138</b>	20.661	30.735	<b>44.742</b>	183.8	12:48:24.787
7	1:44.929	22.043	33.218	49.668	168.4	12:50:09.716
8	<b>2:33.760</b>	25.308	42.458	1:25.994	114.9	12:52:43.476
9	6:25.881	4:58.862	36.786	50.233	45.8	12:59:09.357
10	1:43.954	22.064	33.585	48.305	170.0	13:00:53.311

# EURO CUP 3



## Eurocup3 ROUND 3 - IMOLA Official Previous Test 2

### Sector Analysis

Lap under Red Flag    — Invalidated Lap    ■ Personal Best    ■ Session Best    B Crossing the pit lane

Lap	Time	Sector 1	Sector 2	Sector 3	Kph	Elapsed	Lap	Time	Sector 1	Sector 2	Sector 3	Kph	Elapsed
11	1:40.405	21.036	32.145	47.224	176.0	13:02:33.716	10	1:43.019	22.232	32.222	48.565	171.5	13:00:34.839
12	1:38.707	20.668	30.709	47.330	179.0	13:04:12.423	11	1:37.324	20.785	31.075	45.464	181.6	13:02:12.163
13	<b>1:35.612</b>	20.574	<b>30.660</b>	<b>44.378</b>	184.8	13:05:48.035	12	<b>1:36.980</b>	<b>20.745</b>	<b>31.004</b>	<b>45.231</b>	182.2	13:03:49.143
14	<b>2:31.660 B</b>	<b>20.561</b>	39.238	1:31.861	116.5	13:08:19.695	13	2:13.762	39.194	43.099	51.469	132.1	13:06:02.905

**70** **Yani STEVENHEYDENS** BEL  
GRS Dallara 326

1	3:43.059	2:20.440	34.378	48.241	79.2	12:38:43.059
2	1:40.400	21.624	32.381	46.395	176.0	12:40:23.459
3	1:39.886	21.139	31.622	47.125	176.9	12:42:03.345
4	1:38.026	21.015	31.354	45.657	180.3	12:43:41.371
5	1:37.543	<b>20.904</b>	31.133	45.506	181.2	12:45:18.914
6	1:37.492	20.939	31.222	<b>45.331</b>	181.3	12:46:56.406
7	<b>1:37.377</b>	20.935	<b>31.004</b>	45.441	181.5	12:48:33.783
8	1:38.586	20.988	31.161	46.437	179.3	12:50:12.369
9	<b>2:35.715 B</b>	24.359	41.932	1:29.424	113.5	12:52:48.084
10	4:19.312 B				68.2	12:57:07.396
11	2:15.181	47.291	37.232	50.658	130.7	12:59:22.577
12	1:45.054	22.357	33.541	49.156	168.2	13:01:07.631
13	1:51.571	25.035	33.397	53.139	158.4	13:02:59.202
14	1:42.854	22.000	32.937	47.917	171.8	13:04:42.056
15	1:39.173	21.118	32.597	45.458	178.2	13:06:21.229
16	<b>3:04.955 B</b>	21.448	40.389	2:03.118	95.5	13:09:26.184
17	1:55.391 B				153.2	13:11:21.575
18	2:09.099	45.061	33.043	50.995	136.9	13:13:30.674
19	1:38.158	21.064	31.300	45.794	180.0	13:15:08.832

**77** **Bart HARRISON** GBR  
Double R Dallara 326

1	5:23.916	3:55.492	36.693	51.731	54.6	12:40:23.916
2	1:46.670	22.702	35.089	48.879	165.7	12:42:10.586
3	1:40.612	21.376	33.006	46.230	175.6	12:43:51.198
4	1:39.803	21.031	31.892	46.880	177.1	12:45:31.001
5	1:37.183	20.870	31.242	45.071	181.8	12:47:08.184
6	1:36.935	20.929	30.974	45.032	182.3	12:48:45.119
7	<b>1:37.175</b>	20.872	30.940	45.363	181.9	12:50:22.294
8	6:38.274 B	26.795	40.491	5:30.988	44.4	12:57:00.568
9	2:10.573	42.753	36.712	51.108	135.3	12:59:11.141
10	1:47.145	21.932	33.343	51.870	164.9	13:00:58.286
11	1:40.265	21.313	31.615	47.337	176.3	13:02:38.551
12	1:40.150	20.901	<b>30.879</b>	48.370	176.5	13:04:18.701
13	<b>1:36.724</b>	20.710	31.037	<b>44.977</b>	182.7	13:05:55.425
14	5:35.586 B	<b>20.666</b>	38.924	4:35.996	52.7	13:11:31.011
15	2:05.542	45.098	31.926	48.518	140.8	13:13:36.553
16	1:43.654	23.148	32.963	47.543	170.5	13:15:20.207

**84** **Genaro TRAPPA** ARG  
Hitech Dallara 326

1	4:17.340	2:52.143	35.578	49.619	68.7	12:39:17.340
2	1:40.467	21.905	32.551	46.011	175.9	12:40:57.807
3	1:38.339	21.096	31.423	45.820	179.7	12:42:36.146
4	1:37.666	20.994	31.386	45.286	180.9	12:44:13.812
5	1:37.700	20.897	31.258	45.545	180.9	12:45:51.512
6	1:37.564	20.962	31.314	45.288	181.1	12:47:29.076
7	1:54.279	26.453	38.833	48.993	154.6	12:49:23.355
8	7:24.628 B	20.967	33.033	6:30.628	39.7	12:56:47.983
9	2:03.837	40.670	33.896	49.271	142.7	12:58:51.820

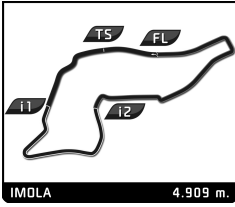
**91** **Lorenzo CAMPOS** AGO  
Double R Dallara 326

1	4:20.499	2:52.895	36.035	51.569	67.8	12:39:20.499
2	1:42.741	22.120	32.994	47.627	172.0	12:41:03.240
3	1:37.694	21.021	31.439	45.234	180.9	12:42:40.934
4	1:37.245	20.964	31.218	45.063	181.7	12:44:18.179
5	1:37.220	20.841	31.273	45.106	181.8	12:45:55.399
6	1:36.781	20.744	31.015	45.022	182.6	12:47:32.180
7	1:46.719	22.323	35.862	48.534	165.6	12:49:18.899
8	8:03.022 B	20.868	32.972	7:09.182	36.6	12:57:21.921
9	2:03.265	40.754	34.091	48.420	143.4	12:59:25.186
10	1:46.335	22.677	32.690	50.968	166.2	13:01:11.521
11	1:38.806	20.814	31.737	46.255	178.9	13:02:50.327
12	<b>1:36.767</b>	20.773	<b>30.999</b>	<b>44.995</b>	182.6	13:04:27.094
13	1:39.009	20.752	31.064	47.193	178.5	13:06:06.103
14	5:27.718 B	<b>20.671</b>	39.737	4:27.310	53.9	13:11:33.821
15	2:04.939	44.148	32.118	48.673	141.4	13:13:38.760
16	1:37.350	20.813	31.361	45.176	181.5	13:15:16.110

**99** **René LAMMERS** NLD  
MP Motorsport Dallara 326

1	4:34.797	3:07.659	37.594	49.544	64.3	12:39:34.797
2	1:39.839	22.022	32.237	45.580	177.0	12:41:14.636
3	1:37.214	20.981	31.362	44.871	181.8	12:42:51.850
4	1:36.743	20.752	30.777	45.214	182.7	12:44:28.593
5	1:36.395	20.747	30.683	44.965	183.3	12:46:04.988
6	1:36.185	20.673	30.784	44.728	183.7	12:47:41.173
7	1:36.243	20.717	30.676	44.850	183.6	12:49:17.416
8	8:53.758 B	23.186	35.511	7:55.061	33.1	12:58:11.174
9	2:05.124	39.379	36.029	49.716	141.2	13:00:16.298
10	1:43.093	22.612	32.978	47.503	171.4	13:01:59.391
11	1:36.547	20.751	30.891	44.905	183.0	13:03:35.938
12	<b>1:36.045</b>	20.664	<b>30.662</b>	<b>44.719</b>	184.0	13:05:11.983
13	6:56.611 B	<b>20.615</b>	30.833	6:05.163	42.4	13:12:08.594

# EURO CUP 3



## Eurocup3 ROUND 3 - IMOLA Official Previous Test 2

### Track Limits Analysis

No	Driver	Team	T.L. Nr	Camera	Lap	Time	Total Infractions:
3	Edouard BORGNA	Drivex	1	Turn 14	6	12:46:49.747	2
3	Edouard BORGNA	Drivex	2	Turn 14	13	13:05:30.751	
4	Ean EYCKMANS	MP Motorsport	1	Turn 19	12	13:06:21.770	1
10	Enzo TARNVANICHKUL	Griffin Core by Campos	1	Turn 14	14	13:07:49.426	2
10	Enzo TARNVANICHKUL	Griffin Core by Campos	2	Turn 14	17	13:15:46.963	
20	Benjamin BECKLEY	Tecnicar by Amtog	1	Turn 19	3	12:42:17.362	1
27	Heitor DALL'AGNOL	Palou Motorsport	1	Turn 19	4	12:43:39.284	1
41	Alex POWELL	Griffin Core by Campos	1	Turn 14	15	13:14:12.408	2
41	Alex POWELL	Griffin Core by Campos	2	Turn 14	16	13:15:49.025	
44	Rayan CARETTI	GRS	1	Turn 19	8	12:50:06.107	1
48	James EGOZI	Palou Motorsport	1	Turn 14	6	12:47:53.747	1
99	René LAMMERS	MP Motorsport	1	Turn 19	14	13:13:55.630	1

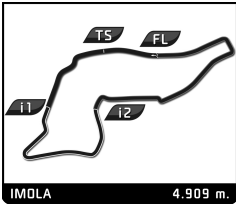
TOTAL TRACK LIMITS: 12

Published at: .....13:20.....

Track Limits Operator:

Daphne FERNÁNDEZ  
OD-1537-ESP-CAT

# EURO CUP 3



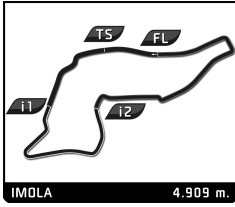
## Eurocup3 ROUND 3 - IMOLA Official Previous Test 2 Race Director Report

Hour	Flag	Message
12:25:22		E3 - PIT LANE WILL BE OPEN AT 12:35 TBC
12:28:23		E3 - PIT LANE WILL BE OPEN AT 12:35 CONFIRMED
12:35:00		PIT LANE OPEN
12:45:13		PIT LANE INCIDENT CAR #23 - WRONG POSITION PRACTICE START AREA - NOTED
12:50:02	YF	DOUBLE YELLOW AT TURN 10
12:50:14	RF	RED FLAG
12:52:43		SESSION WILL BE RESUMED AT 12:55 TBC
12:53:02		CAR #6 BEST TIME DELETED - CAUSING RED FLAG - ART. 30.7 SR
12:53:18		SESSION WILL BE RESUMD AT 12:55 CONFIRMED
12:53:25		SESSION WILL BE RESUMED AT 12:55 CONFIRMED
12:55:00	GF	GREEN FLAG
12:55:01		PIT LANE OPEN
13:06:23	YF	DOUBLE YELLOW AT TURN 6.1
13:06:25	YF	DOUBLE YELLOW AT TURN 6.1 - YELLOW FLAG AT TURN 5-6
13:06:31	RF	RED FLAG
13:08:47		SESSION WILL BE RESUMED AT 13:11 CONFIRMED
13:09:20		CAR #23 BEST TIME DELETED - CAUSING RED FLAG - ART. 30.7 SR
13:11:02	GF	GREEN FLAG
13:11:08		INCIDENT INVOLVING CARS #26 #91 ON T12-13 NOTED
13:11:18		INCIDENT INVOLVING CARS #26 #91 ON T12-13 NOTED - POSSIBLE IMPEEDING
13:15:02		CHEQUERED FLAG

Published at: ...13:20.....

<b>Race Director:</b> Luis GONZÁLEZ 	<b>Timekeeper:</b> Alberto ESTÉBANEZ 
-------------------------------------------------------------------------------------------------------------------------------	----------------------------------------------------------------------------------------------------------------------------------

# EURO CUP 3

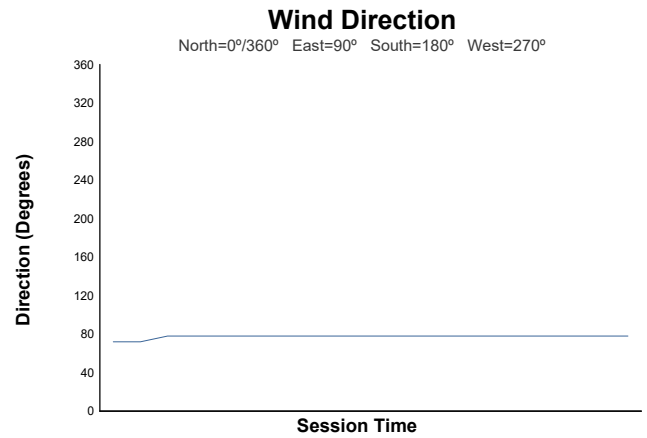
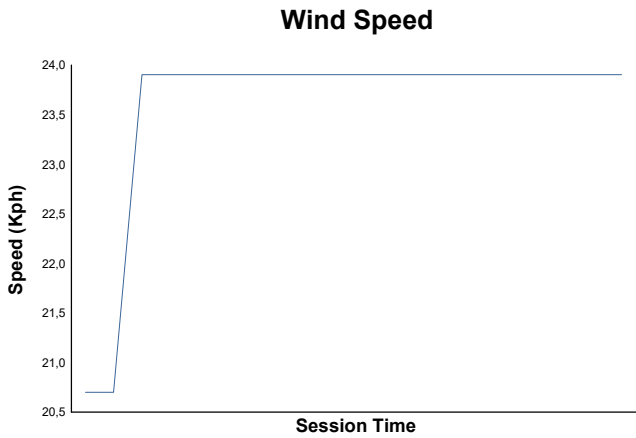
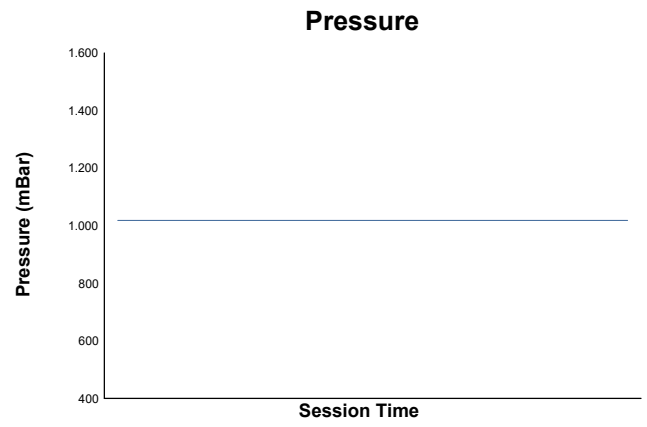
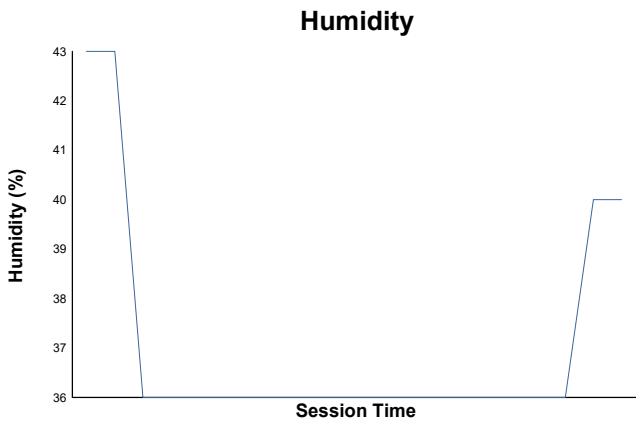
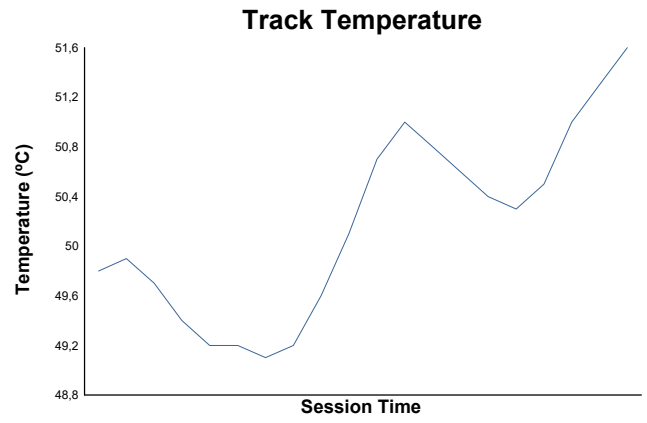
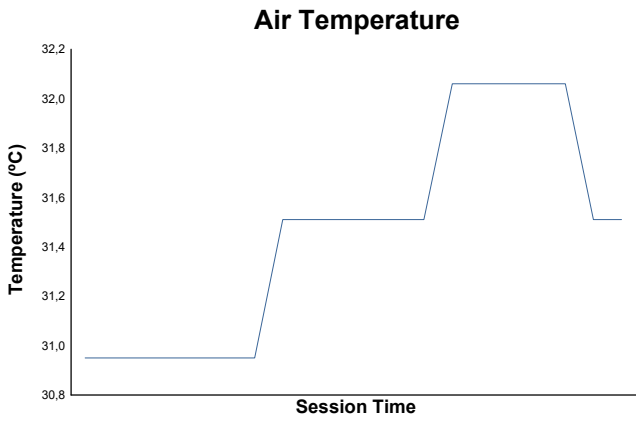


## ROUND 3 - IMOLA

### Eurocup3

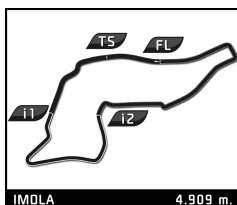
### Official Previous Test 2

### Weather Report



Track Status: **DRY**

# EURO CUP 3



## Eurocup3 ROUND 3 - IMOLA Qualifying 1

### Final Classification

No	Driver	Nat	Team	Car	Cl.	Time	Lap Total	Gap	Kph
1	48 James EGOZI	USA	Palou Motorsport	Dallara 326		1:35.636	7 8	-	184.8
2	27 Heitor DALL'AGNOL	BRA	Palou Motorsport	Dallara 326	R	1:35.670	7 8	+0.034	184.7
3	14 Keanu AL AZHARI	ARE	Hitech	Dallara 326		1:35.725	9 9	+0.089	184.6
4	33 Rafael PERARD	FRA	Palou Motorsport	Dallara 326	R	1:35.932	7 8	+0.296	184.2
5	4 Ean EYCKMANS	BEL	MP Motorsport	Dallara 326	R	1:36.188	8 8	+0.552	183.7
6	12 Gianmarco PRADEL	AUS	MP Motorsport	Dallara 326		1:36.370	8 8	+0.734	183.4
7	7 Chistopher EL FEGHALI	LBN	Drivex	Dallara 326	R	1:36.442	8 9	+0.806	183.2
8	84 Genaro TRAPPA	ARG	Hitech	Dallara 326	R	1:36.497	8 8	+0.861	183.1
9	2 Kacper SZTUKA	POL	Tecnicar by Amtog	Dallara 326		1:36.523	9 9	+0.887	183.1
10	10 Enzo TARNVANICHKUL	THA	Griffin Core by Campos	Dallara 326		1:36.634	7 10	+0.998	182.9
11	11 Juan COTA	ESP	TC Racing	Dallara 326	R	1:36.639	7 8	+1.003	182.9
12	5 Patrick HEUZENROEDER	AUS	Griffin Core by Campos	Dallara 326		1:36.772	7 10	+1.136	182.6
13	41 Alex POWELL	USA	Griffin Core by Campos	Dallara 326	R	1:36.774	7 9	+1.138	182.6
14	77 Bart HARRISON	GBR	Double R	Dallara 326	R	1:36.817	9 10	+1.181	182.5
15	9 Thomas STRAUVEN	BEL	Griffin Core by Campos	Dallara 326	R	1:36.834	6 9	+1.198	182.5
16	8 Alceu FELDMANN	BRA	MP Motorsport	Dallara 326		1:36.948	7 7	+1.312	182.3
17	37 Filippo FIORENTINO	BRA	Drivex	Dallara 326	R	1:37.142	9 9	+1.506	181.9
18	22 Nacho TUÑON	ESP	Tecnicar by Amtog	Dallara 326		1:37.152	9 9	+1.516	181.9
19	23 Stefan BOSTANDJIEV	BGR	Hitech	Dallara 326		1:37.158	6 8	+1.522	181.9
20	39 Santino PANETTA	ARG	Hitech	Dallara 326	R	1:37.178	3 8	+1.542	181.9
21	26 Tommy HARFIELD	GBR	Double R	Dallara 326	R	1:37.238	10 10	+1.602	181.7
22	91 Lorenzo CAMPOS	AGO	Double R	Dallara 326	R	1:37.282	7 9	+1.646	181.7
23	6 Stylianos KOLOVOS	GRC	Drivex	Dallara 326	R	1:37.477	8 9	+1.841	181.3
24	16 Bianca BUSTAMANTE	PHL	Palou Motorsport	Dallara 326		1:37.679	7 9	+2.043	180.9
25	31 Renzo BARBUY	ARG	TC Racing	Dallara 326	R	1:37.728	8 8	+2.092	180.8
26	44 Rayan CARETTI	FRA	GRS	Dallara 326	R	1:37.749	6 9	+2.113	180.8
27	70 Yani STEVENHEYDENS	BEL	GRS	Dallara 326	R	1:37.759	8 10	+2.123	180.8
28	3 Edouard BORGNA	FRA	Drivex	Dallara 326		1:38.212	8 8	+2.576	179.9
29	20 Benjamin BECKLEY	CRI	Tecnicar by Amtog	Dallara 326	R	1:38.722	9 9	+3.086	179.0
30	99 René LAMMERS	NLD	MP Motorsport	Dallara 326	R	1:42.652	2 3	+7.016	172.2

**Fastest Lap:** Lap 7 | James EGOZI | 1:35.636 | 184.8 Kph

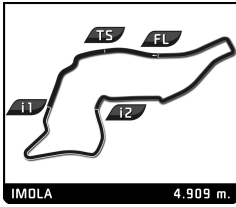
CAR #99 - BEST LAP TIME DELETED - CAUSING A RED FLAG - Art. 30.7  
 CAR #39 - BEST LAP TIME DELETED - CAUSING A RED FLAG - Art. 30.7

Published at: 19:00

Track Status: **DRY**

 Mr. Pedro Vilches Chair of the Stewards	 Mr. Juan Font Steward	 Mr. Marco Michelini Steward	<b>Timekeeper:</b> Alberto ESTÉBANEZ 
------------------------------------------------	------------------------------	------------------------------------	---------------------------------------------

# EURO CUP 3



## Eurocup3 ROUND 3 - IMOLA Qualifying 1

### Final Classification by Class

No	Driver	Nat	Team	Car	Time	Lap Total	Gap	Kph
<b>R</b>								
1	27 Heitor DALL'AGNOL	BRA	Palou Motorsport	Dallara 326	1:35.670	7 8		184.7
2	33 Rafael PERARD	FRA	Palou Motorsport	Dallara 326	1:35.932	7 8	+0.262 +0.262	184.2
3	4 Ean EYCKMANS	BEL	MP Motorsport	Dallara 326	1:36.188	8 8	+0.518 +0.256	183.7
4	7 Chistopher EL FEHALI	LBN	Drivex	Dallara 326	1:36.442	8 9	+0.772 +0.254	183.2
5	84 Genaro TRAPPA	ARG	Hitech	Dallara 326	1:36.497	8 8	+0.827 +0.055	183.1
6	11 Juan COTA	ESP	TC Racing	Dallara 326	1:36.639	7 8	+0.969 +0.142	182.9
7	41 Alex POWELL	USA	Griffin Core by Campos	Dallara 326	1:36.774	7 9	+1.104 +0.135	182.6
8	77 Bart HARRISON	GBR	Double R	Dallara 326	1:36.817	9 10	+1.147 +0.043	182.5
9	9 Thomas STRAUVEN	BEL	Griffin Core by Campos	Dallara 326	1:36.834	6 9	+1.164 +0.017	182.5
10	37 Filippo FIORENTINO	BRA	Drivex	Dallara 326	1:37.142	9 9	+1.472 +0.308	181.9
11	39 Santino PANETTA	ARG	Hitech	Dallara 326	1:37.178	3 8	+1.508 +0.036	181.9
12	26 Tommy HARFIELD	GBR	Double R	Dallara 326	1:37.238	10 10	+1.568 +0.060	181.7
13	91 Lorenzo CAMPOS	AGO	Double R	Dallara 326	1:37.282	7 9	+1.612 +0.044	181.7
14	6 Stylianos KOLOVOS	GRC	Drivex	Dallara 326	1:37.477	8 9	+1.807 +0.195	181.3
15	31 Renzo BARBUY	ARG	TC Racing	Dallara 326	1:37.728	8 8	+2.058 +0.251	180.8
16	44 Rayan CARETTI	FRA	GRS	Dallara 326	1:37.749	6 9	+2.079 +0.021	180.8
17	70 Yani STEVENHEYDENS	BEL	GRS	Dallara 326	1:37.759	8 10	+2.089 +0.010	180.8
18	20 Benjamin BECKLEY	CRI	Tecnicar by Amtog	Dallara 326	1:38.722	9 9	+3.052 +0.963	179.0
19	99 René LAMMERS	NLD	MP Motorsport	Dallara 326	1:42.652	2 3	+6.982 +3.930	172.2

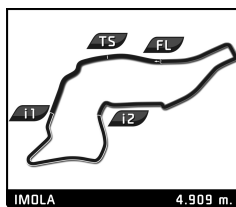
CAR #99 - BEST LAPTIME DELETED - CAUSING A RED FLAG - Art. 30.7  
 CAR #39 - BEST LAPTIME DELETED - CAUSING A RED FLAG - Art. 30.7

Published at: .....19:00.....

Track Status: **DRY**

 Mr. Pedro Vilches Chair of the Stewards	 Mr. Juan Font Steward	 Mr. Marco Michelini Steward	<b>Timekeeper:</b> Alberto ESTÉBANEZ 
------------------------------------------------	------------------------------	------------------------------------	---------------------------------------------

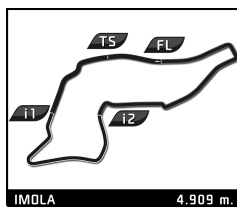
# EURO CUP 3



## Eurocup3 ROUND 3 - IMOLA Qualifying 1

### Best Top Speed

No Driver	Team	Class	Top 1		Top 2		Top 3		Top 4		Top 5			
			Kph	Lap	Kph	Lap	Kph	Lap	Kph	Lap	Kph	Lap	Avg	
3	Edouard BORGNA	Drivex	259.0	6	254.1	7	254.1	8	253.5	4	252.3	3	254,6	
7	Chistopher EL FEGHALI	Drivex	R	258.4	8	253.5	3	253.5	9	252.3	4	252.3	7	254,0
22	Nacho TUÑÓN	Tecnicar by Amtog		257.8	6	257.8	9	256.5	3	255.3	7	254.1	4	256,3
27	Heitor DALL'AGNOL	Palou Motorsport	R	256.5	8	255.9	7	254.1	4	254.1	6	252.9	3	254,7
77	Bart HARRISON	Double R	R	256.5	10	255.3	8	254.1	9	252.9	4	252.9	5	254,3
2	Kacper SZTUKA	Tecnicar by Amtog		255.9	4	254.7	7	254.7	9	253.5	8	252.9	3	254,3
9	Thomas STRAUVEN	Griffin Core by Campos	R	255.9	7	255.3	6	253.5	3	253.5	8	253.5	9	254,3
26	Tommy HARFIELD	Double R	R	255.9	5	253.5	4	252.9	8	252.9	9	252.9	10	253,6
33	Rafael PERARD	Palou Motorsport	R	255.9	8	254.7	7	254.1	6	253.5	3	253.5	4	254,3
48	James EGOZI	Palou Motorsport		255.9	7	255.9	8	254.1	4	253.5	6	251.7	3	254,2
84	Genaro TRAPPA	Hitech	R	255.9	7	253.5	4	253.5	6	252.3	3	252.3	8	253,5
91	Lorenzo CAMPOS	Double R	R	255.9	3	254.7	9	254.1	2	254.1	8	252.9	7	254,3
16	Bianca BUSTAMANTE	Palou Motorsport		255.3	7	254.7	8	254.7	9	254.1	3	254.1	6	254,6
20	Benjamin BECKLEY	Tecnicar by Amtog	R	255.3	8	254.7	7	254.1	9	253.5	3	252.9	2	254,1
5	Patrick HEUZENROEDER	Griffin Core by Campos		254.1	8	253.5	7	252.9	4	252.9	10	251.7	9	253,0
6	Stylianios KOLOVOS	Drivex	R	254.1	3	253.5	6	252.9	4	252.9	7	252.3	9	253,1
10	Enzo TARNVANICHKUL	Griffin Core by Campos		254.1	7	254.1	8	252.9	4	252.9	9	252.3	3	253,3
37	Filippo FIORENTINO	Drivex	R	254.1	8	253.5	4	253.5	6	253.5	7	252.9	9	253,5
4	Ean EYCKMANS	MP Motorsport	R	253.5	7	252.3	8	251.7	4	251.2	6	250.0	3	251,7
11	Juan COTA	TC Racing	R	253.5	8	252.9	7	252.3	6	250.6	3	250.0	2	251,9
23	Stefan BOSTANDJIEV	Hitech		253.5	7	252.9	6	252.3	8	251.7	4	250.6	3	252,2
41	Alex POWELL	Griffin Core by Campos	R	253.5	7	253.5	8	253.5	9	252.3	4	252.3	6	253,0
8	Alceu FELDMANN	MP Motorsport		252.9	7	252.3	4	251.7	6	251.2	3	200.4	2	241,7
14	Keanu AL AZHARI	Hitech		252.9	6	252.9	7	252.3	9	251.7	4	251.7	8	252,3
31	Renzo BARBUY	TC Racing	R	252.9	7	251.7	8	251.2	6	249.4	3	248.3	2	250,7
39	Santino PANETTA	Hitech	R	252.3	4	252.3	6	252.3	7	251.7	8	251.2	3	252,0
44	Rayan CARETTI	GRS	R	252.3	7	252.3	8	252.3	9	251.2	3	251.2	4	251,9
12	Gianmarco PRADEL	MP Motorsport		251.7	7	251.2	4	251.2	6	251.2	8	250.0	3	251,1
70	Yani STEVENHEYDENS	GRS	R	250.6	8	250.0	7	250.0	9	249.4	4	249.4	10	249,9
99	René LAMMERS	MP Motorsport	R	250.0	3	212.2	2	172.2	1					211,5

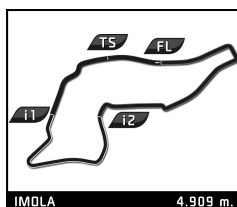


## Eurocup3 ROUND 3 - IMOLA Qualifying 1

### Best Sector Times

Sector 1			Sector 2			Sector 3			Ideal Lap	Best Lap
Pos	No Driver	Time	No Driver	Time	No Driver	Time	Pos	No Driver		
1	14 K.AL AZHARI	20.491	14 K.AL AZHARI	30.459	27 H.DALL'AGNOL	44.411	1	27 H.DALL'AGNOL	1:35.560	1:35.670 (2)
2	48 J.EGOZI	20.509	27 H.DALL'AGNOL	30.585	48 J.EGOZI	44.449	2	14 K.AL AZHARI	1:35.617	1:35.725 (3)
3	27 H.DALL'AGNOL	20.564	4 E.EYCKMANS	30.618	33 R.PERARD	44.658	3	48 J.EGOZI	1:35.636	1:35.636 (1)
4	7 C.EL FEGHALI	20.606	33 R.PERARD	30.642	14 K.AL AZHARI	44.667	4	33 R.PERARD	1:35.932	1:35.932 (4)
5	84 G.TRAPPA	20.630	48 J.EGOZI	30.678	4 E.EYCKMANS	44.774	5	4 E.EYCKMANS	1:36.139	1:36.188 (5)
6	33 R.PERARD	20.632	39 S.PANETTA	30.742	10 E.TARNVANICHKUL	44.774	6	39 S.PANETTA	1:36.203	1:37.178 (20)
7	2 K.SZTUKA	20.668	84 G.TRAPPA	30.770	12 G.PRADEL	44.775	7	12 G.PRADEL	1:36.265	1:36.370 (6)
8	23 S.BOSTANDJIEV	20.672	12 G.PRADEL	30.786	39 S.PANETTA	44.782	8	84 G.TRAPPA	1:36.298	1:36.497 (8)
9	39 S.PANETTA	20.679	11 J.COTA	30.822	11 J.COTA	44.817	9	7 C.EL FEGHALI	1:36.391	1:36.442 (7)
10	9 T.STRAUVEN	20.687	2 K.SZTUKA	30.861	2 K.SZTUKA	44.879	10	2 K.SZTUKA	1:36.408	1:36.523 (9)
11	12 G.PRADEL	20.704	7 C.EL FEGHALI	30.875	84 G.TRAPPA	44.898	11	11 J.COTA	1:36.456	1:36.639 (11)
12	77 B.HARRISON	20.735	10 E.TARNVANICHKUL	30.947	7 C.EL FEGHALI	44.910	12	10 E.TARNVANICHKUL	1:36.501	1:36.634 (10)
13	4 E.EYCKMANS	20.747	5 P.HEUZENROEDER	30.949	9 T.STRAUVEN	44.919	13	9 T.STRAUVEN	1:36.584	1:36.834 (15)
14	5 P.HEUZENROEDER	20.767	37 F.FIORENTINO	30.952	5 P.HEUZENROEDER	44.995	14	5 P.HEUZENROEDER	1:36.711	1:36.772 (12)
15	16 B.BUSTAMANTE	20.774	41 A.POWELL	30.961	41 A.POWELL	45.009	15	77 B.HARRISON	1:36.717	1:36.817 (14)
16	91 L.CAMPOS	20.774	77 B.HARRISON	30.965	77 B.HARRISON	45.017	16	23 S.BOSTANDJIEV	1:36.740	1:37.158 (19)
17	3 E.BORGNA	20.775	8 A.FELDMANN	30.969	8 A.FELDMANN	45.050	17	41 A.POWELL	1:36.750	1:36.774 (13)
18	10 E.TARNVANICHKUL	20.780	9 T.STRAUVEN	30.978	23 S.BOSTANDJIEV	45.059	18	8 A.FELDMANN	1:36.897	1:36.948 (16)
19	41 A.POWELL	20.780	23 S.BOSTANDJIEV	31.009	26 T.HARFIELD	45.102	19	37 F.FIORENTINO	1:36.986	1:37.142 (17)
20	31 R.BARBUI	20.789	22 N.TUÑON	31.129	6 S.KOLOVOS	45.184	20	91 L.CAMPOS	1:37.114	1:37.282 (22)
21	22 N.TUÑON	20.791	6 S.KOLOVOS	31.133	91 L.CAMPOS	45.188	21	26 T.HARFIELD	1:37.129	1:37.238 (21)
22	11 J.COTA	20.817	91 L.CAMPOS	31.152	37 F.FIORENTINO	45.198	22	22 N.TUÑON	1:37.152	1:37.152 (18)
23	20 B.BECKLEY	20.836	70 Y.STEVENHEYDENS	31.176	22 N.TUÑON	45.232	23	6 S.KOLOVOS	1:37.277	1:37.477 (23)
24	37 F.FIORENTINO	20.836	26 T.HARFIELD	31.184	16 B.BUSTAMANTE	45.310	24	16 B.BUSTAMANTE	1:37.385	1:37.679 (24)
25	26 T.HARFIELD	20.843	44 R.CARETTI	31.230	44 R.CARETTI	45.384	25	44 R.CARETTI	1:37.488	1:37.749 (26)
26	70 Y.STEVENHEYDENS	20.863	31 R.BARBUI	31.235	70 Y.STEVENHEYDENS	45.517	26	70 Y.STEVENHEYDENS	1:37.556	1:37.759 (27)
27	44 R.CARETTI	20.874	16 B.BUSTAMANTE	31.301	31 R.BARBUI	45.554	27	31 R.BARBUI	1:37.578	1:37.728 (25)
28	8 A.FELDMANN	20.878	3 E.BORGNA	31.315	20 B.BECKLEY	45.872	28	3 E.BORGNA	1:38.066	1:38.212 (28)
29	6 S.KOLOVOS	20.960	20 B.BECKLEY	31.743	3 E.BORGNA	45.976	29	20 B.BECKLEY	1:38.451	1:38.722 (29)
30	99 R.LAMMERS	22.528	99 R.LAMMERS	32.755	99 R.LAMMERS	47.369	30	99 R.LAMMERS	1:42.652	1:42.652 (30)

# EURO CUP 3

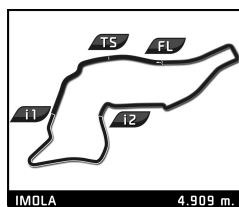


## Eurocup3 ROUND 3 - IMOLA Qualifying 1

### Fastest Lap Sequence

Elapsed	No Driver	Team	Car	Class	Time	Kph	Lap
5:49.873	26 Tommy HARFIELD	Double R	Dallara 326	R	1:42.480	172.4	2
7:09.611	14 Keanu AL AZHARI	Hitech	Dallara 326		1:41.422	174.2	2
8:46.179	14 Keanu AL AZHARI	Hitech	Dallara 326		1:36.568	183.0	3
19:46.397	48 James EGOZI	Palou Motorsport	Dallara 326		1:36.053	184.0	6
19:51.455	27 Heitor DALL'AGNOL	Palou Motorsport	Dallara 326	R	1:35.962	184.2	6
20:42.702	14 Keanu AL AZHARI	Hitech	Dallara 326		1:35.957	184.2	6
21:22.033	48 James EGOZI	Palou Motorsport	Dallara 326		1:35.636	184.8	7

# EURO CUP 3



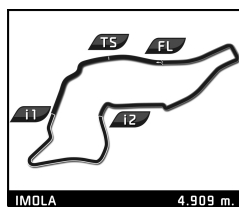
## Eurocup3 ROUND 3 - IMOLA Qualifying 1

### Sector Analysis

Lap under Red Flag    — Invalidated Lap    ■ Personal Best    ■ Session Best    B Crossing the pit lane

Lap	Time	Sector 1	Sector 2	Sector 3	Kph	Elapsed	Lap	Time	Sector 1	Sector 2	Sector 3	Kph	Elapsed
<b>2</b> Kacper SZTUKA POL Tecnicar by Amtog Dallara 326							8	1:37.477	20.960	31.333	45.184	181.3	16:03:30.515
1	5:49.445	4:20.475	37.844	51.126	50.6	15:45:49.445	9	1:37.594	20.969	31.133	45.492	181.1	16:05:08.109
2	1:49.815	22.136	34.815	52.864	160.9	15:47:39.260	<b>7</b> Chistopher EL FEGHALI LBN Drivex Dallara 326						
3	1:37.369	21.018	31.153	45.198	181.5	15:49:16.629	1	5:55.150	4:31.573	34.141	49.436	49.8	15:45:55.150
4	7:19.443 B	20.926	31.557	6:26.960	40.2	15:56:36.072	2	1:45.098	21.435	33.036	50.627	168.2	15:47:40.248
5	2:05.117	38.860	33.621	52.636	141.2	15:58:41.189	3	1:50.329	22.803	42.141	45.385	160.2	15:49:30.577
6	1:37.107	20.923	31.093	45.091	182.0	16:00:18.296	4	7:01.374 B	20.965	33.811	6:06.598	41.9	15:56:31.951
7	1:37.637	20.675	30.932	46.030	181.0	16:01:55.933	5	2:04.112	38.568	32.434	53.110	142.4	15:58:36.063
8	1:41.254	22.056	32.283	46.915	174.5	16:03:37.187	6	1:37.252	21.089	31.152	45.011	181.7	16:00:13.315
9	1:36.523	20.783	30.861	44.879	183.1	16:05:13.710	7	1:43.093	20.759	31.137	51.197	171.4	16:01:56.408
<b>3</b> Edouard BORGNA FRA Drivex Dallara 326							8	1:36.442	20.606	30.926	44.910	183.2	16:03:32.850
1	5:44.209	4:14.893	36.230	53.086	51.3	15:45:44.209	9	1:39.100	20.686	30.875	47.539	178.3	16:05:11.950
2	1:47.037	23.281	35.503	48.253	165.1	15:47:31.246	<b>8</b> Alceu FELDMANN BRA MP Motorsport Dallara 326						
3	1:38.951	21.004	31.853	46.094	178.6	15:49:10.197	1	6:22.918	4:59.540	35.013	48.365	46.2	15:46:22.918
4	6:58.207 B	20.907	31.407	6:05.893	42.3	15:56:08.404	2	1:50.349	24.461	34.155	51.733	160.2	15:48:13.267
5	2:09.533	47.161	33.089	49.283	136.4	15:58:17.937	3	1:37.622	21.004	31.236	45.382	181.0	15:49:50.889
6	1:38.731	21.027	31.622	46.082	179.0	15:59:56.668	4	7:35.057 B	23.218	50.392	6:21.447	38.8	15:57:25.946
7	1:38.301	20.943	31.315	46.043	179.8	16:01:34.969	5	2:07.270	42.095	34.288	50.887	138.9	15:59:33.216
8	1:38.212	20.775	31.461	45.976	179.9	16:03:13.181	6	1:37.071	20.878	31.086	45.107	182.1	16:01:10.287
<b>4</b> Ean EYCKMANS BEL MP Motorsport Dallara 326							7	1:36.948	20.929	30.969	45.050	182.3	16:02:47.235
1	6:30.269	5:08.699	33.777	47.793	45.3	15:46:30.269	<b>9</b> Thomas STRAUVEN BEL Griffin Core by Campos Dallara 326						
2	1:49.213	22.227	36.296	50.690	161.8	15:48:19.482	1	6:42.170	5:17.166	35.368	49.636	43.9	15:46:42.170
3	1:36.796	20.948	30.854	44.994	182.6	15:49:56.278	2	2:05.330	23.024	56.728	45.578	141.0	15:48:47.500
4	7:28.640 B	25.620	46.983	6:16.037	39.4	15:57:24.918	3	2:01.001 B	20.894	30.978	1:09.129	146.1	15:50:48.501
5	2:06.844	42.140	34.586	50.118	139.3	15:59:31.762	4	7:15.663	5:53.144	35.179	47.340	40.6	15:58:04.164
6	1:36.501	20.824	30.867	44.810	183.1	16:01:08.263	5	1:37.847	20.852	31.051	45.944	180.6	15:59:42.011
7	1:36.599	20.747	30.618	45.234	182.9	16:02:44.862	6	1:36.834	20.767	31.109	44.958	182.5	16:01:18.845
8	1:36.188	20.774	30.640	44.774	183.7	16:04:21.050	7	1:39.766	20.687	32.666	46.413	177.1	16:02:58.611
<b>5</b> Patrick HEUZENROEDER AUS Griffin Core by Campos Dallara 326							8	1:37.002	20.843	31.240	44.919	182.2	16:04:35.613
1	6:20.976	4:55.690	35.995	49.291	46.4	15:46:20.976	9	2:11.344 B	20.883	31.114	1:19.347	134.6	16:06:46.957
2	1:48.115	22.957	32.800	52.358	163.5	15:48:09.091	<b>10</b> Enzo TARNVANICHKUL THA Griffin Core by Campos Dallara 326						
3	1:37.325	21.034	31.080	45.211	181.6	15:49:46.416	1	6:20.084	4:55.215	34.935	49.934	46.5	15:46:20.084
4	2:57.044 B	21.700	53.247	1:42.097	99.8	15:52:43.460	2	1:44.582	23.087	32.389	49.106	169.0	15:48:04.666
5	5:17.196	3:56.707	33.889	46.600	55.7	15:58:00.656	3	1:37.123	21.001	30.975	45.147	182.0	15:49:41.789
6	1:37.504	21.095	31.065	45.344	181.2	15:59:38.160	4	2:54.191 B	22.256	55.655	1:36.280	101.5	15:52:35.980
7	1:36.772	20.767	31.010	44.995	182.6	16:01:14.932	5	5:26.755	4:07.876	32.505	46.374	54.1	15:58:02.735
8	1:40.670	22.219	32.936	45.515	175.5	16:02:55.602	6	1:38.119	20.957	31.022	46.140	180.1	15:59:40.854
9	1:49.336	27.165	36.061	46.110	161.6	16:04:44.938	7	1:36.634	20.780	31.080	44.774	182.9	16:01:17.488
10	2:08.539 B	20.856	30.949	1:16.734	137.5	16:06:53.477	8	1:47.641	22.778	33.231	51.632	164.2	16:03:05.129
<b>6</b> Stylianos KOLOVOS GRC Drivex Dallara 326							9	1:36.854	20.929	30.947	44.978	182.5	16:04:41.983
1	5:56.105	4:33.721	34.313	48.071	49.6	15:45:56.105	10	2:38.900 B	25.293	43.955	1:29.652	111.2	16:07:20.883
2	1:45.964	22.049	32.400	51.515	166.8	15:47:42.069	<b>11</b> Juan COTA ESP TC Racing Dallara 326						
3	1:49.897	21.833	41.951	46.113	160.8	15:49:31.966	1	6:44.580	5:17.523	35.605	51.452	43.7	15:46:44.580
4	7:01.782 B	21.206	33.177	6:07.399	41.9	15:56:33.748	2	1:45.916	21.994	34.615	49.307	166.9	15:48:30.496
5	2:03.305	37.512	32.530	53.263	143.3	15:58:37.053	3	1:37.237	21.006	31.054	45.177	181.7	15:50:07.733
6	1:38.089	21.047	31.554	45.488	180.2	16:00:15.142	4	7:07.408 B	29.932	41.082	5:56.394	41.3	15:57:15.141
7	1:37.896	20.971	31.360	45.565	180.5	16:01:53.038	5	2:02.018	38.233	33.618	50.167	144.8	15:59:17.159

# EURO CUP 3



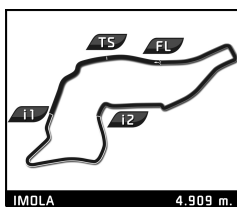
## Eurocup3 ROUND 3 - IMOLA Qualifying 1

### Sector Analysis

Lap under Red Flag    — Invalidated Lap    ■ Personal Best    ■ Session Best    B Crossing the pit lane

Lap	Time	Sector 1	Sector 2	Sector 3	Kph	Elapsed	Lap	Time	Sector 1	Sector 2	Sector 3	Kph	Elapsed	
6	1:36.898	20.982	30.938	44.978	182.4	16:00:54.057	5	2:04.650	38.760	33.478	52.412	141.8	15:58:41.518	
7	<b>1:36.639</b>	<b>20.817</b>	31.005	<b>44.817</b>	182.9	16:02:30.696	6	1:37.805	21.162	31.315	45.328	180.7	16:00:19.323	
8	1:36.740	20.829	<b>30.822</b>	45.089	182.7	16:04:07.436	7	1:39.905	20.803	32.330	46.772	176.9	16:01:59.228	
<b>12</b>	<b>Gianmarco PRADEL</b> AUS							<b>8</b>	1:40.105	20.956	31.153	47.996	176.5	16:03:39.333
	MP Motorsport Dallara 326							9	<b>1:37.152</b>	<b>20.791</b>	<b>31.129</b>	<b>45.232</b>	181.9	16:05:16.485
1	6:35.209	5:11.125	35.085	48.999	44.7	15:46:35.209	<b>23</b>	<b>Stefan BOSTANDJIEV</b> BGR						
2	1:48.083	21.883	36.515	49.685	163.5	15:48:23.292		Hitech Dallara 326						
3	1:37.060	20.970	31.048	45.042	182.1	15:50:00.352	1	5:33.986	4:09.353	34.535	50.098	52.9	15:45:33.986	
4	7:22.531 B	26.986	43.202	6:12.343	39.9	15:57:22.883	2	1:44.736	21.761	32.098	50.877	168.7	15:47:18.722	
5	2:04.864	40.527	34.470	49.867	141.5	15:59:27.747	3	1:38.315	21.131	31.681	45.503	179.8	15:48:57.037	
6	1:36.678	20.844	30.931	44.903	182.8	16:01:04.425	4	8:15.573 B	20.831	31.090	7:23.652	35.7	15:57:12.610	
7	1:38.301	22.171	31.355	<b>44.775</b>	179.8	16:02:42.726	5	2:00.441	38.895	32.607	48.939	146.7	15:59:13.051	
8	<b>1:36.370</b>	20.747	<b>30.786</b>	44.837	183.4	16:04:19.096	6	<b>1:37.158</b>	20.852	31.197	45.109	181.9	16:00:50.209	
<b>14</b>	<b>Keanu AL AZHARI</b> ARE						7	1:37.346	20.766	31.521	<b>45.059</b>	181.5	16:02:27.555	
	Hitech Dallara 326						8	1:37.234	20.803	31.306	45.125	181.8	16:04:04.789	
1	5:28.189	4:03.694	34.884	49.611	53.8	15:45:28.189	<b>26</b>	<b>Tommy HARFIELD</b> GBR						
2	1:41.422	21.872	32.638	46.912	174.2	15:47:09.611		Double R Dallara 326						
3	1:36.568	20.826	30.718	45.024	183.0	15:48:46.179	1	4:07.393	2:42.076	35.240	50.077	71.4	15:44:07.393	
4	8:23.752 B	20.564	<b>30.459</b>	7:32.729	35.1	15:57:09.931	2	1:42.480	22.413	32.627	47.440	172.4	15:45:49.873	
5	1:56.814	36.378	33.372	47.064	151.3	15:59:06.745	3	1:43.172	21.962	33.120	48.090	171.3	15:47:33.045	
6	1:35.957	20.721	30.569	<b>44.667</b>	184.2	16:00:42.702	4	1:37.807	21.086	31.264	45.457	180.7	15:49:10.852	
7	<b>1:35.967</b>	20.559	30.519	<b>44.889</b>	184.2	16:02:18.669	5	7:47.132 B	<b>20.843</b>	32.197	6:54.092	37.8	15:56:57.984	
8	1:44.806	<b>22.575</b>	36.082	46.149	168.6	16:04:03.475	6	1:57.028	37.151	32.956	46.921	151.0	15:58:55.012	
9	<b>1:35.725</b>	<b>20.491</b>	30.500	44.734	184.6	16:05:39.200	7	1:38.024	21.012	31.529	45.483	180.3	16:00:33.036	
<b>16</b>	<b>Bianca BUSTAMANTE</b> PHL						8	1:37.580	20.908	31.426	45.246	181.1	16:02:10.616	
	Palou Motorsport Dallara 326						9	1:41.496	22.724	32.698	46.074	174.1	16:03:52.112	
1	5:55.480	4:32.399	34.253	48.828	49.7	15:45:55.480	10	<b>1:37.238</b>	20.952	<b>31.184</b>	<b>45.102</b>	181.7	16:05:29.350	
2	1:49.135	23.643	33.232	52.260	161.9	15:47:44.615	<b>27</b>	<b>Heitor DALL'AGNOL</b> BRA						
3	1:41.369	21.227	33.422	46.720	174.3	15:49:25.984		Palou Motorsport Dallara 326						
4	<b>2:40.238 B</b>	21.060	35.466	1:43.712	110.3	15:52:06.222	1	5:52.961	4:29.988	34.928	48.045	50.1	15:45:52.961	
5	6:11.413	4:47.401	34.290	49.722	47.6	15:58:17.635	2	1:43.662	21.520	32.857	49.285	170.5	15:47:36.623	
6	1:37.953	20.965	31.678	<b>45.310</b>	180.4	15:59:55.588	3	1:39.343	20.981	31.208	47.154	177.9	15:49:15.966	
7	<b>1:37.679</b>	<b>20.774</b>	<b>31.301</b>	45.604	180.9	16:01:33.267	4	<b>2:28.388 B</b>	20.713	<b>30.585</b>	1:37.090	119.1	15:51:44.354	
8	1:42.699	20.862	35.031	46.806	172.1	16:03:15.966	5	6:31.139	5:08.412	32.362	50.365	45.2	15:58:15.493	
9	2:09.704 B	20.856	32.882	1:15.966	136.3	16:05:25.670	6	1:35.962	20.716	30.612	44.634	184.2	15:59:51.455	
<b>20</b>	<b>Benjamin BECKLEY</b> CRI						7	<b>1:35.670</b>	20.617	30.642	<b>44.411</b>	184.7	16:01:27.125	
	Tecnicar by Amtog Dallara 326						8	1:59.793 B	<b>20.564</b>	30.837	1:08.392	147.5	16:03:26.918	
1	5:50.677	4:23.022	36.804	50.851	50.4	15:45:50.677	<b>31</b>	<b>Renzo BARBUY</b> ARG						
2	1:49.511	22.240	35.084	52.187	161.4	15:47:40.188		TC Racing Dallara 326						
3	1:39.945	21.428	32.226	46.291	176.8	15:49:20.133	1	6:45.809	5:22.441	34.656	48.712	43.5	15:46:45.809	
4	6:50.364 B	21.023	31.772	5:57.569	43.1	15:56:10.497	2	1:46.949	21.883	34.004	51.062	165.2	15:48:32.758	
5	2:08.680	45.791	32.999	49.890	137.3	15:58:19.177	3	<b>1:38.551</b>	21.312	31.517	45.722	179.3	15:50:11.309	
6	1:38.859	21.147	<b>31.743</b>	45.969	178.8	15:59:58.036	4	6:00.861 B	28.693	40.784	4:51.384	49.0	15:56:12.170	
7	1:40.065	<b>20.836</b>	33.357	<b>45.872</b>	176.6	16:01:38.101	5	2:08.356	44.987	33.359	50.010	137.7	15:58:20.526	
8	1:39.589	21.333	31.973	46.283	177.5	16:03:17.690	6	1:38.150	21.057	31.345	45.748	180.1	15:59:58.676	
9	<b>1:38.722</b>	20.910	31.895	45.917	179.0	16:04:56.412	7	1:37.752	20.963	<b>31.235</b>	<b>45.554</b>	180.8	16:01:36.428	
<b>22</b>	<b>Nacho TUÑON</b> ESP						8	<b>1:37.728</b>	<b>20.789</b>	31.304	45.635	180.8	16:03:14.156	
	Tecnicar by Amtog Dallara 326						<b>33</b>	<b>Rafael PERARD</b> FRA						
1	5:49.835	4:21.211	37.497	51.127	50.5	15:45:49.835		Palou Motorsport Dallara 326						
2	1:49.810	22.543	34.636	52.631	160.9	15:47:39.645	1	5:42.462	4:12.943	36.507	53.012	51.6	15:45:42.462	
3	1:38.321	21.343	31.606	45.372	179.7	15:49:17.966	2	1:46.145	23.248	35.698	47.199	166.5	15:47:28.607	
4	7:18.902 B	20.864	30.953	6:27.085	40.3	15:56:36.868	3	1:39.248	20.864	32.307	46.077	178.1	15:49:07.855	

# EURO CUP 3



## Eurocup3 ROUND 3 - IMOLA Qualifying 1

### Sector Analysis

Lap under Red Flag    — Invalidated Lap    ■ Personal Best    ■ Session Best    B Crossing the pit lane

Lap	Time	Sector 1	Sector 2	Sector 3	Kph	Elapsed	Lap	Time	Sector 1	Sector 2	Sector 3	Kph	Elapsed
4	<b>2:18.134 B</b>	20.663	30.659	1:26.812	127.9	15:51:25.989	3	1:38.252	21.229	31.938	45.085	179.9	15:49:05.457
5	6:46.528	5:21.915	33.893	50.720	43.5	15:58:12.517	4	<b>2:17.352 B</b>	20.667	30.708	1:25.977	128.7	15:51:22.809
6	1:36.830	21.170	30.756	44.904	182.5	15:59:49.347	5	6:47.535	5:23.720	33.417	50.398	43.4	15:58:10.344
7	<b>1:35.932</b>	<b>20.632</b>	<b>30.642</b>	<b>44.658</b>	184.2	16:01:25.279	6	1:36.053	20.741	30.680	44.632	184.0	15:59:46.397
8	2:04.022 B	20.797	34.166	1:09.059	142.5	16:03:29.301	7	<b>1:35.636</b>	<b>20.509</b>	<b>30.678</b>	<b>44.449</b>	184.8	16:01:22.033
							8	2:02.466 B	20.755	32.113	1:09.598	144.3	16:03:24.499

37 Filippo FIORENTINO							BRA						
Drivex							Dallara 326						
1	5:43.198	4:13.919	36.288	52.991	51.5	15:45:43.198							
2	1:46.423	23.390	35.656	47.377	166.1	15:47:29.621							
3	1:39.449	21.053	31.905	46.491	177.7	15:49:09.070							
4	6:56.642 B	20.949	31.136	6:04.557	42.4	15:56:05.712							
5	2:10.822	48.012	33.140	49.670	135.1	15:58:16.534							
6	1:37.513	20.857	31.139	45.517	181.2	15:59:54.047							
7	1:37.197	20.852	31.147	<b>45.198</b>	181.8	16:01:31.244							
8	1:37.668	20.909	31.215	45.544	180.9	16:03:08.912							
9	<b>1:37.142</b>	20.926	<b>30.952</b>	45.264	181.9	16:04:46.054							

39 Santino PANETTA							ARG						
Hitech							Dallara 326						
1	5:29.909	4:04.776	34.585	50.548	53.6	15:45:29.909							
2	1:42.464	22.164	32.633	47.667	172.5	15:47:12.373							
3	<b>1:37.178</b>	20.974	31.186	45.018	181.9	15:48:49.551							
4	8:21.315 B	20.721	<b>30.742</b>	7:29.852	35.3	15:57:10.866							
5	1:58.217	36.855	33.062	48.300	149.5	15:59:09.083							
6	<b>1:36.483</b>	<b>20.783</b>	<b>30.904</b>	<b>44.796</b>	183.2	16:00:45.566							
7	<b>1:36.814</b>	20.683	30.797	<b>45.334</b>	182.5	16:02:22.380							
8	<b>1:36.641</b>	<b>20.897</b>	30.962	<b>44.782</b>	182.9	16:03:59.021							

41 Alex POWELL							USA						
Griffin Core by Campos							Dallara 326						
1	6:21.400	4:57.516	35.137	48.747	46.3	15:46:21.400							
2	1:49.384	23.275	34.087	52.022	161.6	15:48:10.784							
3	1:38.766	21.658	31.789	45.319	178.9	15:49:49.550							
4	<b>2:59.276 B</b>	21.703	51.267	1:46.306	98.6	15:52:48.826							
5	5:58.999	4:37.177	32.443	49.379	49.2	15:58:47.825							
6	1:37.083	20.998	31.019	45.066	182.0	16:00:24.908							
7	<b>1:36.774</b>	20.804	<b>30.961</b>	<b>45.009</b>	182.6	16:02:01.682							
8	1:37.167	<b>20.780</b>	30.967	45.420	181.9	16:03:38.849							
9	1:37.178	20.809	31.024	45.345	181.9	16:05:16.027							

44 Rayan CARETTI							FRA						
GRS							Dallara 326						
1	6:21.026	4:55.722	36.404	48.900	46.4	15:46:21.026							
2	1:45.588	22.531	32.745	50.312	167.4	15:48:06.614							
3	1:38.034	21.146	31.504	<b>45.384</b>	180.3	15:49:44.648							
4	6:34.413 B	22.436	53.429	5:18.548	44.8	15:56:19.061							
5	2:09.961	47.049	33.979	48.933	136.0	15:58:29.022							
6	<b>1:37.749</b>	21.076	31.288	45.385	180.8	16:00:06.771							
7	1:37.767	20.961	31.331	45.475	180.8	16:01:44.538							
8	1:37.877	20.975	<b>31.230</b>	45.672	180.6	16:03:22.415							
9	1:46.770	24.922	35.899	45.949	165.5	16:05:09.185							

48 James EGOZI							USA						
Palou Motorsport							Dallara 326						
1	5:40.881	4:12.422	36.585	51.874	51.8	15:45:40.881							
2	1:46.324	23.813	34.608	47.903	166.2	15:47:27.205							

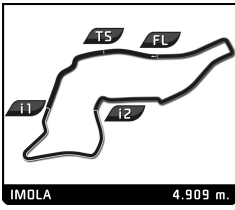
70 Yani STEVENHEIDENS							BEL						
GRS							Dallara 326						
1	6:35.890	5:11.494	35.315	49.081	44.6	15:46:35.890							
2	1:48.380	22.004	36.474	49.902	163.1	15:48:24.270							
3	1:38.117	21.029	31.309	45.779	180.1	15:50:02.387							
4	<b>3:10.054 B</b>	25.830	43.177	2:01.047	93.0	15:53:12.441							
5	4:14.719 B				69.4	15:57:27.160							
6	2:07.440	41.574	33.814	52.052	138.7	15:59:34.600							
7	1:38.058	21.122	31.419	<b>45.517</b>	180.2	16:01:12.658							
8	<b>1:37.759</b>	21.003	<b>31.176</b>	45.580	180.8	16:02:50.417							
9	1:38.301	<b>20.863</b>	31.376	46.062	179.8	16:04:28.718							
10	<b>2:16.438 B</b>	20.898	31.417	1:24.123	129.5	16:06:45.156							

77 Bart HARRISON							GBR						
Double R							Dallara 326						
1	4:21.273	2:50.295	38.533	52.445	67.6	15:44:21.273							
2	1:48.552	23.328	34.812	50.412	162.8	15:46:09.825							
3	1:49.802	23.743	35.876	50.183	160.9	15:47:59.627							
4	1:37.716	21.073	31.314	45.329	180.9	15:49:37.343							
5	7:04.570 B	20.831	40.076	6:03.663	41.6	15:56:41.913							
6	2:02.668	37.393	31.843	53.432	144.1	15:58:44.581							
7	1:41.556	21.777	32.070	47.709	174.0	16:00:26.137							
8	1:36.963	20.831	<b>30.965</b>	45.167	182.3	16:02:03.100							
9	<b>1:36.817</b>	<b>20.735</b>	31.065	<b>45.017</b>	182.5	16:03:39.917							
10	1:50.314	21.383	33.749	55.182	160.2	16:05:30.231							

84 Genaro TRAPPA							ARG						
Hitech							Dallara 326						
1	5:31.284	4:06.336	34.940	50.008	53.3	15:45:31.284							
2	1:43.119	21.809	33.059	48.251	171.4	15:47:14.403							
3	1:37.172	20.915	31.229	45.028	181.9	15:48:51.575							
4	8:20.278 B	20.807	<b>30.770</b>	7:28.701	35.3	15:57:11.853							
5	1:58.688	36.851	33.348	48.489	148.9	15:59:10.541							
6	1:36.505	20.748	30.859	<b>44.898</b>	183.1	16:00:47.046							
7	1:50.609	<b>20.630</b>	41.174	48.805	159.8	16:02:37.655							
8	<b>1:36.497</b>	20.736	30.847	44.914	183.1	16:04:14.152							

91 Lorenzo CAMPOS							AGO						
Double R							Dallara 326						
1	5:55.648	4:33.282	34.061	48.305	49.7	15:45:55.648							
2	1:45.560	21.585	32.876	51.099	167.4	15:47:41.208							
3	1:42.559	21.653	34.911	45.995	172.3	15:49:23.767							
4	6:50.170 B	21.000	32.110	5:57.060	43.1	15:56:13.937							
5	2:11.037	44.158	33.266	53.613	134.9	15:58:24.974							
6	1:37.363	20.972	<b>31.152</b>	45.239	181.5	16:00:02.337							
7	<b>1:37.282</b>	<b>20.774</b>	31.320	<b>45.188</b>	181.7	16:01:39.619							
8	1:43.991	20.823	35.225	47.943	169.9	16:03:23.610							
9	1:40.000	22.687	31.752	45.561	176.7	16:05:03.610							

# EURO CUP 3



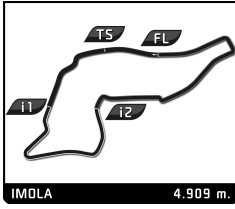
## Eurocup3 ROUND 3 - IMOLA Qualifying 1

### Sector Analysis

■ Lap under Red Flag   
 — Invalidated Lap   
 ■ Personal Best   
 ■ Session Best   
 B Crossing the pit lane






Lap	Time	Sector 1	Sector 2	Sector 3	Kph	Elapsed	Lap	Time	Sector 1	Sector 2	Sector 3	Kph	Elapsed
<b>99</b>	René LAMMERS					NLD							
	MP Motorsport					Dallara 326							
1	6:15.550	4:50.430	35.469	49.651	47.1	15:46:15.550							
2	<span style="background-color: green; color: white;">1:42.652</span>	<span style="background-color: green; color: white;">22.528</span>	<span style="background-color: green; color: white;">32.755</span>	<span style="background-color: green; color: white;">47.369</span>	172.2	15:47:58.202							
3	<u>1:36.992</u>	<u>20.929</u>	<u>31.096</u>	<u>44.967</u>	182.2	15:49:35.194							

# EURO CUP 3

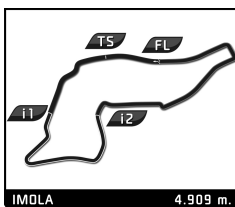


## Eurocup3 ROUND 3 - IMOLA Qualifying 1

### Flag Analysis

Flag	Time
 GREEN FLAG	15:40:00.000
 RED FLAG	15:50:08.051
 GREEN FLAG	15:56:00.512
 YELLOW FLAG AT SECTOR 3	16:05:39.303
 RED FLAG	16:05:46.129

# EURO CUP 3



## Eurocup3 ROUND 3 - IMOLA Qualifying 1

### Track Limits Analysis

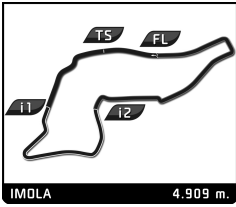
No	Driver	Team	T.L. Nr	Camera	Lap	Time
2	Kacper SZTUKA	Tecnicar by Amtog	1	Turn 19	7	16:01:45.119
						<b>Total Infractions:</b> <input type="text" value="1"/>
14	Keanu AL AZHARI	Hitech	1	Turn 19	7	16:02:08.406
						<b>Total Infractions:</b> <input type="text" value="1"/>
23	Stefan BOSTANDJIEV	Hitech	1	Turn 11	9	16:04:57.964
						<b>Total Infractions:</b> <input type="text" value="1"/>
39	Santino PANETTA	Hitech	1	Turn 19	7	16:02:11.990
						<b>Total Infractions:</b> <input type="text" value="1"/>

TOTAL TRACK LIMITS: 4

Published at: .....16:10.....

**Track Limits Operator:**  
Daphne FERNÁNDEZ  
OD-1537-ESP-CAT

# EURO CUP 3



## Eurocup3 ROUND 3 - IMOLA Qualifying 1

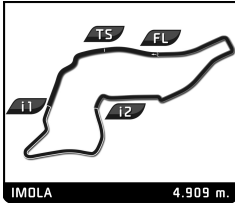
### Provisional Race Director Report

Hour	Flag	Message
15:31:23		E3 - PIT LANE WILL BE OPEN AT 15:40
15:40:00		PIT LANE OPEN
15:46:10		TEAM MANAGER CAR #44 REPORT IMMEDIATELY TO RACE DIRECTOR
15:50:08	RF	RED FLAG
15:50:24		CAR #99 IN GRAVEL BED AT TURN 4
15:52:48		CAR #99 BEST TIME DELETED - CAUSING RED FLAG - ART. 30.7 SR
15:54:05		SESSION WILL BE RESUMED AT 15:56 CONFIRMED
15:56:00	GF	GREEN FLAG
15:56:01		PIT LANE OPEN
16:05:39	YF	YELLOW FLAG AT TURN 19
16:05:46	RF	RED FLAG
16:05:57		SESSION WILL NOT RESUME
16:07:13		E3 Q2 - PIT LANE WILL BE OPEN AT 16:15 TBC
16:07:47		CAR #39 BEST TIME DELETED - CAUSING RED FLAG - ART. 30.7 SR

Published at: ...16:10.....

<b>Race Director:</b> Luis GONZÁLEZ 	<b>Timekeeper:</b> Alberto ESTÉBANEZ 
-------------------------------------------------------------------------------------------------------------------------------	----------------------------------------------------------------------------------------------------------------------------------

# EURO CUP 3


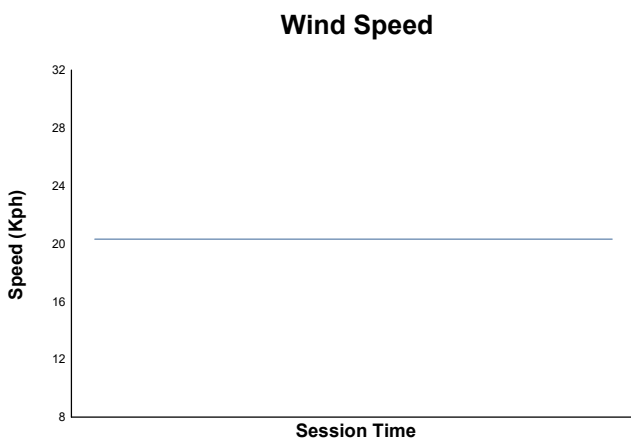
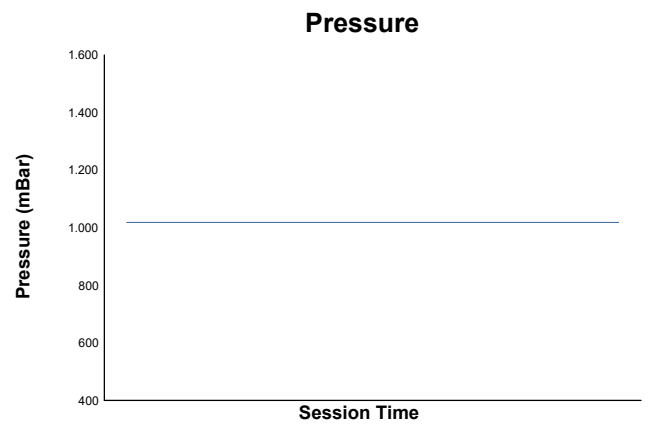
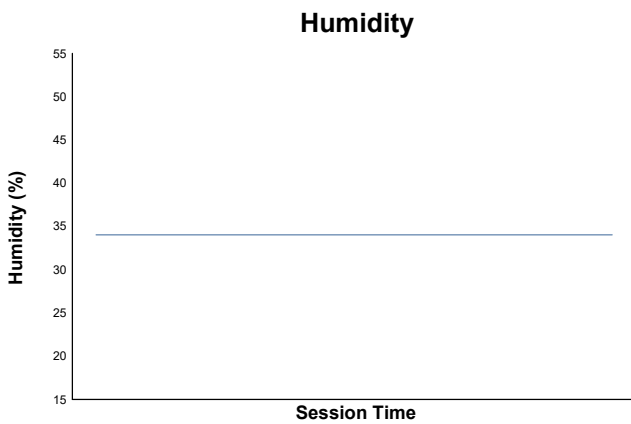
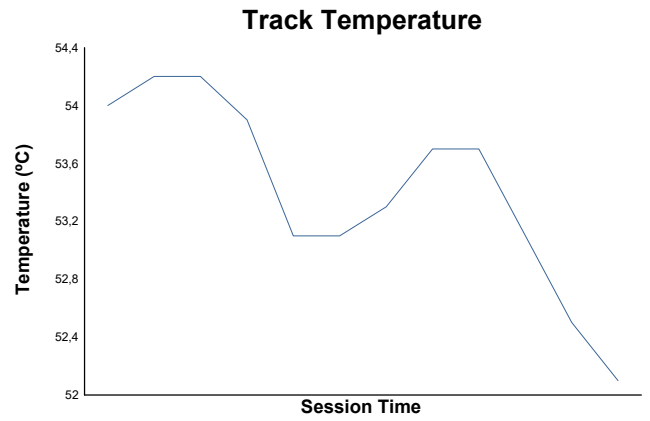
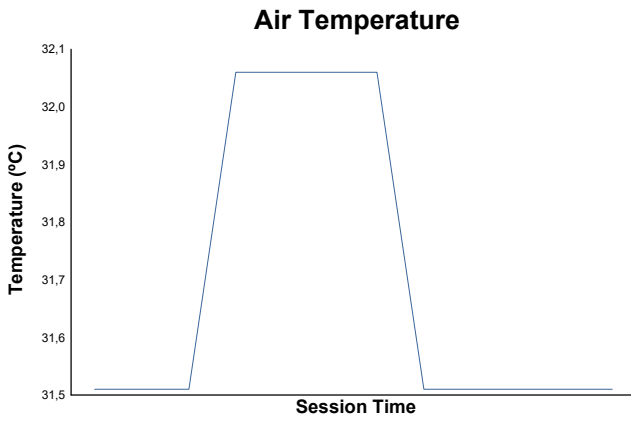


## ROUND 3 - IMOLA

Eurocup3

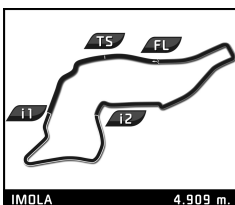
Qualifying 1

Weather Report



Track Status: **DRY**

# EURO CUP 3



## Eurocup3 ROUND 3 - IMOLA Qualifying 2

### Final Classification

No	Driver	Nat	Team	Car	Cl.	Time	Lap Total	Gap	Kph
1	48 James EGOZI	USA	Palou Motorsport	Dallara 326		1:35.425	6 8	-	185.2
2	33 Rafael PERARD	FRA	Palou Motorsport	Dallara 326	R	1:35.475	5 8	+0.050	185.1
3	14 Keanu AL AZHARI	ARE	Hitech	Dallara 326		1:35.489	6 8	+0.064	185.1
4	27 Heitor DALL'AGNOL	BRA	Palou Motorsport	Dallara 326	R	1:35.555	6 8	+0.130	184.9
5	12 Gianmarco PRADEL	AUS	MP Motorsport	Dallara 326		1:35.826	5 7	+0.401	184.4
6	2 Kacper SZTUKA	POL	Tecnicar by Amtog	Dallara 326		1:35.896	8 11	+0.471	184.3
7	4 Ean EYCKMANS	BEL	MP Motorsport	Dallara 326	R	1:36.144	4 7	+0.719	183.8
8	84 Genaro TRAPPA	ARG	Hitech	Dallara 326	R	1:36.154	6 8	+0.729	183.8
9	22 Nacho TUÑON	ESP	Tecnicar by Amtog	Dallara 326		1:36.197	6 11	+0.772	183.7
10	7 Chistopher EL FEGHALI	LBN	Drivex	Dallara 326	R	1:36.231	4 7	+0.806	183.6
11	23 Stefan BOSTANDJIEV	BGR	Hitech	Dallara 326		1:36.351	6 7	+0.926	183.4
12	10 Enzo TARNVANICHKUL	THA	Griffin Core by Campos	Dallara 326		1:36.420	4 9	+0.995	183.3
13	9 Thomas STRAUVEN	BEL	Griffin Core by Campos	Dallara 326	R	1:36.440	6 9	+1.015	183.2
14	11 Juan COTA	ESP	TC Racing	Dallara 326	R	1:36.444	5 6	+1.019	183.2
15	91 Lorenzo CAMPOS	AGO	Double R	Dallara 326	R	1:36.503	6 8	+1.078	183.1
16	41 Alex POWELL	USA	Griffin Core by Campos	Dallara 326	R	1:36.506	6 10	+1.081	183.1
17	37 Filippo FIORENTINO	BRA	Drivex	Dallara 326	R	1:36.595	6 6	+1.170	183.0
18	77 Bart HARRISON	GBR	Double R	Dallara 326	R	1:36.600	5 9	+1.175	182.9
19	99 René LAMMERS	NLD	MP Motorsport	Dallara 326	R	1:36.631	7 8	+1.206	182.9
20	5 Patrick HEUZENROEDER	AUS	Griffin Core by Campos	Dallara 326		1:36.632	3 9	+1.207	182.9
21	26 Tommy HARFIELD	GBR	Double R	Dallara 326	R	1:36.799	5 9	+1.374	182.6
22	8 Alceu FELDMANN	BRA	MP Motorsport	Dallara 326		1:37.074	7 8	+1.649	182.1
23	70 Yani STEVENHEYDENS	BEL	GRS	Dallara 326	R	1:37.090	5 9	+1.665	182.0
24	16 Bianca BUSTAMANTE	PHL	Palou Motorsport	Dallara 326		1:37.256	5 10	+1.831	181.7
25	44 Rayan CARETTI	FRA	GRS	Dallara 326	R	1:37.422	4 9	+1.997	181.4
26	6 Stylianos KOLOVOS	GRC	Drivex	Dallara 326	R	1:37.422	8 9	+1.997	181.4
27	31 Renzo BARBUY	ARG	TC Racing	Dallara 326	R	1:37.549	5 6	+2.124	181.2
28	20 Benjamin BECKLEY	CRI	Tecnicar by Amtog	Dallara 326	R	1:38.038	9 11	+2.613	180.3
29	3 Edouard BORGNA	FRA	Drivex	Dallara 326		1:38.231	8 8	+2.806	179.9

Max. qual. time: 1:44.967

39	Santino PANETTA	ARG	Hitech	Dallara 326	R
----	-----------------	-----	--------	-------------	---

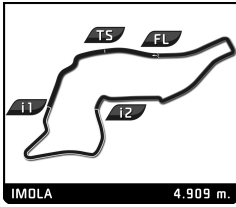
**Fastest Lap:** Lap 6 | James EGOZI | 1:35.425 | 185.2 Kph

Track Status: **DRY**

Published at: 19:00

 Mr. Pedro Vilches Chair of the Stewards	 Mr. Juan Font Steward	 Mr. Marco Michelini Steward	Timekeeper: Alberto ESTÉBANEZ 
------------------------------------------------	------------------------------	------------------------------------	--------------------------------------

# EURO CUP 3



## Eurocup3 ROUND 3 - IMOLA Qualifying 2

### Final Classification by Class

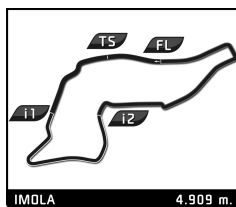
No	Driver	Nat	Team	Car	Time	Lap Total	Gap	Kph
<b>R</b>								
1	33 Rafael PERARD	FRA	Palou Motorsport	Dallara 326	1:35.475	5 8		185.1
2	27 Heitor DALL'AGNOL	BRA	Palou Motorsport	Dallara 326	1:35.555	6 8	+0.080 +0.080	184.9
3	4 Ean EYCKMANS	BEL	MP Motorsport	Dallara 326	1:36.144	4 7	+0.669 +0.589	183.8
4	84 Genaro TRAPPA	ARG	Hitech	Dallara 326	1:36.154	6 8	+0.679 +0.010	183.8
5	7 Chistopher EL FEGHALI	LBN	Drivex	Dallara 326	1:36.231	4 7	+0.756 +0.077	183.6
6	9 Thomas STRAUVEN	BEL	Griffin Core by Campos	Dallara 326	1:36.440	6 9	+0.965 +0.209	183.2
7	11 Juan COTA	ESP	TC Racing	Dallara 326	1:36.444	5 6	+0.969 +0.004	183.2
8	91 Lorenzo CAMPOS	AGO	Double R	Dallara 326	1:36.503	6 8	+1.028 +0.059	183.1
9	41 Alex POWELL	USA	Griffin Core by Campos	Dallara 326	1:36.506	6 10	+1.031 +0.003	183.1
10	37 Filippo FIORENTINO	BRA	Drivex	Dallara 326	1:36.595	6 6	+1.120 +0.089	183.0
11	77 Bart HARRISON	GBR	Double R	Dallara 326	1:36.600	5 9	+1.125 +0.005	182.9
12	99 René LAMMERS	NLD	MP Motorsport	Dallara 326	1:36.631	7 8	+1.156 +0.031	182.9
13	26 Tommy HARFIELD	GBR	Double R	Dallara 326	1:36.799	5 9	+1.324 +0.168	182.6
14	70 Yani STEVENHEYDENS	BEL	GRS	Dallara 326	1:37.090	5 9	+1.615 +0.291	182.0
15	44 Rayan CARETTI	FRA	GRS	Dallara 326	1:37.422	4 9	+1.947 +0.332	181.4
16	6 Stylianos KOLOVOS	GRC	Drivex	Dallara 326	1:37.422	8 9	+1.947	181.4
17	31 Renzo BARBUY	ARG	TC Racing	Dallara 326	1:37.549	5 6	+2.074 +0.127	181.2
18	20 Benjamin BECKLEY	CRI	Tecnicar by Amtog	Dallara 326	1:38.038	9 11	+2.563 +0.489	180.3
■ Max. qual. time: 1:44.967								
	39 Santino PANETTA	ARG	Hitech	Dallara 326				

Published at: .....19:00.....

Track Status: **DRY**

 Mr. Pedro Vilches Chair of the Stewards	 Mr. Juan Font Steward	 Mr. Marco Michelini Steward	Timekeeper: Alberto ESTÉBANEZ 
------------------------------------------------	------------------------------	------------------------------------	--------------------------------------

# EURO CUP 3

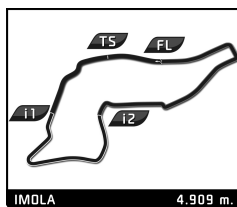


## Eurocup3 ROUND 3 - IMOLA Qualifying 2

### Best Top Speed

No Driver	Team	Class	Top 1		Top 2		Top 3		Top 4		Top 5		
			Kph	Lap	Kph	Lap	Kph	Lap	Kph	Lap	Kph	Lap	Avg
22	Nacho TUÑÓN	Tecnicar by Amtog	259.0	4	257.8	11	256.5	3	255.3	5	255.3	9	256,8
26	Tommy HARFIELD	Double R	257.1	9	252.9	8	252.3	4	251.7	3	251.2	2	253,0
9	Thomas STRAUVEN	Griffin Core by Campos	256.5	9	252.9	4	252.3	3	252.3	5	252.3	6	253,3
10	Enzo TARNVANICHKUL	Griffin Core by Campos	255.9	9	254.1	4	253.5	8	252.9	6	252.9	7	253,9
99	René LAMMERS	MP Motorsport	255.9	8	252.9	6	252.9	7	251.7	5	251.2	2	252,9
33	Rafael PERARD	Palou Motorsport	255.3	4	255.3	5	254.7	6	254.7	7	254.7	8	254,9
44	Rayan CARETTI	GRS	255.3	8	252.3	9	251.7	5	251.7	7	251.2	3	252,4
48	James EGOZI	Palou Motorsport	255.3	4	253.5	5	253.5	7	253.5	8	252.9	3	253,7
16	Bianca BUSTAMANTE	Palou Motorsport	254.7	4	254.1	3	254.1	6	252.9	8	252.9	10	253,7
27	Heitor DALL'AGNOL	Palou Motorsport	254.7	7	254.1	3	254.1	4	254.1	6	253.5	5	254,1
77	Bart HARRISON	Double R	254.7	4	254.1	9	253.5	6	253.5	8	252.9	5	253,7
2	Kacper SZTUKA	Tecnicar by Amtog	254.1	4	254.1	10	254.1	11	253.5	6	253.5	9	253,9
20	Benjamin BECKLEY	Tecnicar by Amtog	254.1	3	253.5	4	253.5	11	252.9	8	252.9	9	253,4
41	Alex POWELL	Griffin Core by Campos	254.1	8	252.9	4	252.9	5	252.9	6	252.9	7	253,1
84	Genaro TRAPPA	Hitech	254.1	4	253.5	5	252.9	3	252.3	6	252.3	8	253,0
5	Patrick HEUZENROEDER	Griffin Core by Campos	253.5	5	253.5	8	253.5	9	252.3	3	252.3	4	253,0
6	Stylianios KOLOVOS	Drivex	253.5	3	251.7	2	251.7	4	251.7	9	251.2	5	252,0
11	Juan COTA	TC Racing	253.5	4	252.9	3	252.3	6	251.7	2	251.7	5	252,4
14	Keanu AL AZHARI	Hitech	253.5	3	252.9	4	252.9	6	252.3	5	252.3	7	252,8
37	Filippo FIORENTINO	Drivex	253.5	4	253.5	6	252.9	3	252.3	5	250.0	2	252,4
7	Chistopher EL FEGHALI	Drivex	252.9	6	252.3	4	251.7	3	251.7	5	251.7	7	252,1
8	Alceu FELDMANN	MP Motorsport	252.9	3	252.3	8	251.2	4	251.2	5	251.2	7	251,8
70	Yani STEVENHEYDENS	GRS	252.9	3	252.9	4	251.7	8	251.2	5	251.2	6	252,0
91	Lorenzo CAMPOS	Double R	252.9	8	251.7	4	251.7	5	251.7	6	251.7	7	251,9
3	Edouard BORGNA	Drivex	252.3	7	251.7	6	251.2	8	250.0	5	239.5	3	248,9
4	Ean EYCKMANS	MP Motorsport	252.3	7	251.7	4	251.7	6	251.2	3	250.6	2	251,5
23	Stefan BOSTANDJIEV	Hitech	252.3	4	252.3	5	252.3	6	251.2	7	249.4	2	251,5
31	Renzo BARBUY	TC Racing	252.3	4	248.8	5	248.3	3	248.3	6	231.8	2	245,9
12	Gianmarco PRADEL	MP Motorsport	251.7	3	251.7	6	251.2	4	250.6	5	250.0	7	251,0
39	Santino PANETTA	Hitech											

# EURO CUP 3

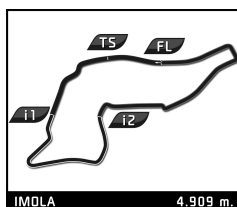


## Eurocup3 ROUND 3 - IMOLA Qualifying 2

### Best Sector Times

Sector 1			Sector 2			Sector 3			Pos	No Driver	Ideal Lap	Best Lap
Pos	No Driver	Time	No Driver	Time	No Driver	Time	Pos	No Driver				
1	27 H.DALL'AGNOL	20.470	14 K.AL AZHARI	30.426	48 J.EGOZI	44.319	1	48 J.EGOZI	1:35.425	1:35.425	(1)	
2	33 R.PERARD	20.518	33 R.PERARD	30.523	33 R.PERARD	44.434	2	27 H.DALL'AGNOL	1:35.450	1:35.555	(4)	
3	14 K.AL AZHARI	20.545	48 J.EGOZI	30.530	27 H.DALL'AGNOL	44.448	3	33 R.PERARD	1:35.475	1:35.475	(2)	
4	48 J.EGOZI	20.576	27 H.DALL'AGNOL	30.532	14 K.AL AZHARI	44.518	4	14 K.AL AZHARI	1:35.489	1:35.489	(3)	
5	22 N.TUÑON	20.586	12 G.PRADEL	30.610	12 G.PRADEL	44.534	5	12 G.PRADEL	1:35.795	1:35.826	(5)	
6	2 K.SZTUKA	20.587	84 G.TRAPPA	30.698	2 K.SZTUKA	44.571	6	2 K.SZTUKA	1:35.896	1:35.896	(6)	
7	10 E.TARNVANICHKUL	20.615	4 E.EYCKMANS	30.707	7 C.EL FEGHALI	44.617	7	22 N.TUÑON	1:36.021	1:36.197	(9)	
8	12 G.PRADEL	20.651	2 K.SZTUKA	30.738	22 N.TUÑON	44.648	8	4 E.EYCKMANS	1:36.061	1:36.144	(7)	
9	77 B.HARRISON	20.669	10 E.TARNVANICHKUL	30.751	4 E.EYCKMANS	44.665	9	84 G.TRAPPA	1:36.113	1:36.154	(8)	
10	7 C.EL FEGHALI	20.669	5 P.HEUZENROEDER	30.765	84 G.TRAPPA	44.737	10	7 C.EL FEGHALI	1:36.120	1:36.231	(10)	
11	5 P.HEUZENROEDER	20.673	23 S.BOSTANDJIEV	30.773	23 S.BOSTANDJIEV	44.779	11	10 E.TARNVANICHKUL	1:36.194	1:36.420	(12)	
12	84 G.TRAPPA	20.678	91 L.CAMPOS	30.782	41 A.POWELL	44.797	12	23 S.BOSTANDJIEV	1:36.234	1:36.351	(11)	
13	23 S.BOSTANDJIEV	20.682	22 N.TUÑON	30.787	9 T.STRAUVEN	44.801	13	91 L.CAMPOS	1:36.305	1:36.503	(15)	
14	41 A.POWELL	20.687	9 T.STRAUVEN	30.807	91 L.CAMPOS	44.818	14	9 T.STRAUVEN	1:36.319	1:36.440	(13)	
15	4 E.EYCKMANS	20.689	11 J.COTA	30.833	10 E.TARNVANICHKUL	44.828	15	41 A.POWELL	1:36.340	1:36.506	(16)	
16	99 R.LAMMERS	20.696	99 R.LAMMERS	30.834	11 J.COTA	44.844	16	77 B.HARRISON	1:36.354	1:36.600	(18)	
17	37 F.FIORENTINO	20.702	7 C.EL FEGHALI	30.834	77 B.HARRISON	44.848	17	99 R.LAMMERS	1:36.425	1:36.631	(19)	
18	91 L.CAMPOS	20.705	77 B.HARRISON	30.837	26 T.HARFIELD	44.882	18	11 J.COTA	1:36.444	1:36.444	(14)	
19	9 T.STRAUVEN	20.711	37 F.FIORENTINO	30.856	99 R.LAMMERS	44.895	19	5 P.HEUZENROEDER	1:36.455	1:36.632	(20)	
20	70 Y.STEVENHEYDENS	20.729	41 A.POWELL	30.856	37 F.FIORENTINO	44.942	20	37 F.FIORENTINO	1:36.500	1:36.595	(17)	
21	11 J.COTA	20.767	26 T.HARFIELD	30.995	5 P.HEUZENROEDER	45.017	21	26 T.HARFIELD	1:36.749	1:36.799	(21)	
22	8 A.FELDMANN	20.805	70 Y.STEVENHEYDENS	31.020	8 A.FELDMANN	45.159	22	8 A.FELDMANN	1:36.988	1:37.074	(22)	
23	20 B.BECKLEY	20.818	8 A.FELDMANN	31.024	16 B.BUSTAMANTE	45.195	23	70 Y.STEVENHEYDENS	1:37.001	1:37.090	(23)	
24	16 B.BUSTAMANTE	20.828	16 B.BUSTAMANTE	31.089	44 R.CARETTI	45.247	24	16 B.BUSTAMANTE	1:37.112	1:37.256	(24)	
25	26 T.HARFIELD	20.872	6 S.KOLOVOS	31.106	70 Y.STEVENHEYDENS	45.252	25	44 R.CARETTI	1:37.265	1:37.422	(26)	
26	44 R.CARETTI	20.877	44 R.CARETTI	31.141	6 S.KOLOVOS	45.290	26	6 S.KOLOVOS	1:37.325	1:37.422	(25)	
27	31 R.BARBUI	20.909	31 R.BARBUI	31.226	31 R.BARBUI	45.338	27	31 R.BARBUI	1:37.473	1:37.549	(27)	
28	3 E.BORGNA	20.909	20 B.BECKLEY	31.381	20 B.BECKLEY	45.689	28	20 B.BECKLEY	1:37.888	1:38.038	(28)	
29	6 S.KOLOVOS	20.929	3 E.BORGNA	31.549	3 E.BORGNA	45.748	29	3 E.BORGNA	1:38.206	1:38.231	(29)	

# EURO CUP 3

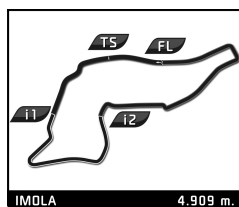


## Eurocup3 ROUND 3 - IMOLA Qualifying 2

### Fastest Lap Sequence

Elapsed	No	Driver	Team	Car	Class	Time	Kph	Lap
4:04.202	2	Kacper SZTUKA	Tecnicar by Amtog	Dallara 326		1:42.290	172.8	2
4:04.608	22	Nacho TUÑON	Tecnicar by Amtog	Dallara 326		1:42.124	173.0	2
4:05.278	20	Benjamin BECKLEY	Tecnicar by Amtog	Dallara 326	R	1:42.101	173.1	2
5:38.108	91	Lorenzo CAMPOS	Double R	Dallara 326	R	1:41.335	174.4	2
5:43.230	2	Kacper SZTUKA	Tecnicar by Amtog	Dallara 326		1:39.028	178.5	3
6:44.322	33	Rafael PERARD	Palou Motorsport	Dallara 326	R	1:38.586	179.3	3
7:15.317	91	Lorenzo CAMPOS	Double R	Dallara 326	R	1:37.209	181.8	3
7:19.476	2	Kacper SZTUKA	Tecnicar by Amtog	Dallara 326		1:36.246	183.6	4
8:24.462	14	Keanu AL AZHARI	Hitech	Dallara 326		1:35.632	184.8	4
9:56.552	33	Rafael PERARD	Palou Motorsport	Dallara 326	R	1:35.475	185.1	5
11:30.679	48	James EGOZI	Palou Motorsport	Dallara 326		1:35.425	185.2	6

# EURO CUP 3



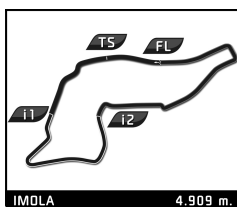
## Eurocup3 ROUND 3 - IMOLA Qualifying 2

### Sector Analysis

Lap under Red Flag    — Invalidated Lap    ■ Personal Best    ■ Session Best    B Crossing the pit lane

Lap	Time	Sector 1	Sector 2	Sector 3	Kph	Elapsed	Lap	Time	Sector 1	Sector 2	Sector 3	Kph	Elapsed	
<b>2</b>	<b>Kacper SZTUKA</b> POL							8	<b>1:37.422</b>	21.009	<b>31.106</b>	45.307	181.4	16:30:39.522
	Tecnicar by Amtog Dallara 326							9	1:38.064	<b>20.929</b>	31.391	45.744	180.2	16:32:17.586
1	2:21.912	52.251	37.797	51.864	124.5	16:17:21.912								
2	1:42.290	21.909	32.669	47.712	172.8	16:19:04.202								
3	1:39.028	20.868	31.050	47.110	178.5	16:20:43.230								
4	1:36.246	20.701	30.835	44.710	183.6	16:22:19.476								
5	1:36.277	20.671	30.796	44.810	183.6	16:23:55.753								
6	1:43.560	21.723	34.046	47.791	170.6	16:25:39.313								
7	1:36.127	20.741	30.765	44.621	183.8	16:27:15.440								
8	<b>1:35.896</b>	<b>20.587</b>	<b>30.738</b>	<b>44.571</b>	184.3	16:28:51.336								
9	1:40.819	20.639	32.519	47.661	175.3	16:30:32.155								
10	1:44.257	24.494	32.949	46.814	169.5	16:32:16.412								
11	1:36.500	20.660	30.972	44.868	183.1	16:33:52.912								
<b>7</b>	<b>Chistopher EL FEGHALI</b> LBN													
	Drivex Dallara 326													
1	4:09.961	2:40.946	34.771	54.244	70.7	16:19:09.961								
2	1:42.450	21.362	33.357	47.731	172.5	16:20:52.411								
3	1:36.736	20.803	31.014	44.919	182.7	16:22:29.147								
4	<b>1:36.231</b>	20.780	<b>30.834</b>	<b>44.617</b>	183.6	16:24:05.378								
5	1:36.632	20.670	30.936	45.026	182.9	16:25:42.010								
6	1:36.255	20.730	30.843	44.682	183.6	16:27:18.265								
7	1:38.118	<b>20.669</b>	31.753	45.696	180.1	16:28:56.383								
<b>8</b>	<b>Alceu FELDMANN</b> BRA													
	MP Motorsport Dallara 326													
1	4:26.347	3:03.266	34.412	48.669	66.4	16:19:26.347								
2	1:42.338	22.442	32.510	47.386	172.7	16:21:08.685								
3	1:42.580	20.910	35.049	46.621	172.3	16:22:51.265								
4	1:37.305	20.825	31.279	45.201	181.6	16:24:28.570								
5	1:37.123	20.866	<b>31.024</b>	45.233	182.0	16:26:05.693								
6	1:37.178	20.893	31.118	45.167	181.9	16:27:42.871								
7	<b>1:37.074</b>	<b>20.805</b>	31.110	<b>45.159</b>	182.1	16:29:19.945								
8	1:37.682	20.970	31.025	45.687	180.9	16:30:57.627								
<b>9</b>	<b>Thomas STRAUVEN</b> BEL													
	Griffin Core by Campos Dallara 326													
1	3:32.851	2:11.281	33.593	47.977	83.0	16:18:32.851								
2	1:47.331	21.332	32.047	53.952	164.7	16:20:20.182								
3	1:46.358	20.883	31.244	54.231	166.2	16:22:06.540								
4	1:36.504	20.871	30.832	<b>44.801</b>	183.1	16:23:43.044								
5	1:38.570	<b>20.711</b>	31.503	46.356	179.3	16:25:21.614								
6	<b>1:36.440</b>	20.735	<b>30.807</b>	44.898	183.2	16:26:58.054								
7	1:40.996	20.808	30.938	49.250	175.0	16:28:39.050								
8	1:53.872	20.816	34.367	58.689	155.2	16:30:32.922								
9	2:11.624 B	20.976	36.529	1:14.119	134.3	16:32:44.546								
<b>10</b>	<b>Enzo TARNVANICHKUL</b> THA													
	Griffin Core by Campos Dallara 326													
1	4:18.289	2:54.900	34.794	48.595	68.4	16:19:18.289								
2	1:41.296	22.988	31.979	46.329	174.5	16:20:59.585								
3	1:37.002	20.900	30.935	45.167	182.2	16:22:36.587								
4	<b>1:36.420</b>	20.841	<b>30.751</b>	<b>44.828</b>	183.3	16:24:13.007								
5	1:36.514	<b>20.615</b>	30.868	45.031	183.1	16:25:49.521								
6	1:45.823	20.702	30.839	54.282	167.0	16:27:35.344								
7	1:38.043	20.715	32.027	45.301	180.3	16:29:13.387								
8	1:40.481	20.708	31.195	48.578	175.9	16:30:53.868								
9	2:23.839 B	26.724	41.214	1:15.901	122.9	16:33:17.707								
<b>11</b>	<b>Juan COTA</b> ESP													
	TC Racing Dallara 326													
1	4:31.457	3:05.588	36.909	48.960	65.1	16:19:31.457								
2	1:43.851	22.234	33.011	48.606	170.2	16:21:15.308								
3	1:39.247	20.871	30.939	47.437	178.1	16:22:54.555								
4	1:37.978	21.555	31.225	45.198	180.4	16:24:32.533								
5	<b>1:36.444</b>	<b>20.767</b>	<b>30.833</b>	<b>44.844</b>	183.2	16:26:08.977								
6	1:37.061	20.790	30.895	45.376	182.1	16:27:46.038								
<b>3</b>	<b>Edouard BORGNA</b> FRA													
	Drivex Dallara 326													
1	4:28.979	2:56.681	36.000	56.298	65.7	16:19:28.979								
2	1:56.317	23.566	37.970	54.781	151.9	16:21:25.296								
3	5:33.080 B	23.271	35.242	4:34.567	53.1	16:26:58.376								
4	1:56.331	36.384	33.551	46.396	151.9	16:28:54.707								
5	1:40.429	21.105	33.272	46.052	176.0	16:30:35.136								
6	1:38.453	20.966	<b>31.549</b>	45.938	179.5	16:32:13.589								
7	1:38.511	<b>20.909</b>	31.778	45.824	179.4	16:33:52.100								
8	<b>1:38.231</b>	20.912	31.571	<b>45.748</b>	179.9	16:35:30.331								
<b>4</b>	<b>Ean EYCKMANS</b> BEL													
	MP Motorsport Dallara 326													
1	4:23.050	3:00.435	34.048	48.567	67.2	16:19:23.050								
2	1:44.133	21.459	34.449	48.225	169.7	16:21:07.183								
3	1:36.362	20.806	30.813	44.743	183.4	16:22:43.545								
4	<b>1:36.144</b>	20.760	30.719	<b>44.665</b>	183.8	16:24:19.689								
5	1:36.238	<b>20.689</b>	<b>30.707</b>	44.842	183.6	16:25:55.927								
6	1:36.393	20.699	30.757	44.937	183.3	16:27:32.320								
7	1:36.805	20.697	30.806	45.302	182.6	16:29:09.125								
<b>5</b>	<b>Patrick HEUZENROEDER</b> AUS													
	Griffin Core by Campos Dallara 326													
1	4:20.223	2:55.877	35.263	49.083	67.9	16:19:20.223								
2	1:41.888	22.215	32.211	47.462	173.4	16:21:02.111								
3	<b>1:36.632</b>	20.834	<b>30.765</b>	45.033	182.9	16:22:38.743								
4	1:36.707	<b>20.673</b>	30.846	45.188	182.7	16:24:15.450								
5	1:39.067	20.738	32.851	45.478	178.4	16:25:54.517								
6	1:36.644	20.791	30.836	<b>45.017</b>	182.9	16:27:31.161								
7	1:40.060	20.720	30.924	48.416	176.6	16:29:11.221								
8	1:37.143	20.685	30.895	45.563	181.9	16:30:48.364								
9	1:59.395 B	20.736	31.209	1:07.450	148.0	16:32:47.759								
<b>6</b>	<b>Stylios KOLOVOS</b> GRC													
	Drivex Dallara 326													
1	4:10.525	2:41.989	34.223	<b>54.313</b>	70.5	16:19:10.525								
2	1:42.632	21.742	33.158	47.732	172.2	16:20:53.157								
3	1:38.372	21.060	31.728	45.584	179.6	16:22:31.529								
4	1:37.677	20.980	31.407	<b>45.290</b>	180.9	16:24:09.206								
5	1:37.815	20.990	31.189	45.636	180.7	16:25:47.021								
6	1:37.592	20.991	31.278	45.323	181.1	16:27:24.613								
7	1:37.487	20.974	31.116	45.397	181.3	16:29:02.100								

# EURO CUP 3



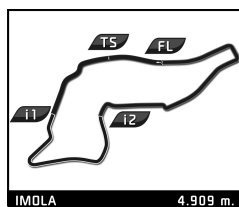
## Eurocup3 ROUND 3 - IMOLA Qualifying 2

### Sector Analysis

Lap under Red Flag    — Invalidated Lap    ■ Personal Best    ■ Session Best    B Crossing the pit lane

Lap	Time	Sector 1	Sector 2	Sector 3	Kph	Elapsed	Lap	Time	Sector 1	Sector 2	Sector 3	Kph	Elapsed
<b>12</b> Gianmarco PRADEL AUS MP Motorsport Dallara 326							7	1:36.306	20.734	30.855	44.717	183.5	16:27:09.336
1	4:33.060	3:08.074	35.606	49.380	64.7	16:19:33.060	8	1:36.333	20.715	<b>30.787</b>	44.831	183.5	16:28:45.669
2	1:55.350	22.740	38.425	54.185	153.2	16:21:28.410	9	1:40.565	20.724	33.600	46.241	175.7	16:30:26.234
3	1:38.219	21.057	32.354	44.808	179.9	16:23:06.629	10	1:50.671	22.821	37.848	50.002	159.7	16:32:16.905
4	1:36.235	20.774	30.882	44.579	183.6	16:24:42.864	11	<b>1:36.586</b>	20.619	31.142	<b>44.825</b>	183.0	16:33:53.491
5	<b>1:35.826</b>	20.682	<b>30.610</b>	<b>44.534</b>	184.4	16:26:18.690							
6	1:39.281	<b>20.651</b>	33.236	45.394	178.0	16:27:57.971	<b>23</b> Stefan BOSTANDJIEV BGR Hitech Dallara 326						
7	1:36.371	20.699	30.806	44.866	183.4	16:29:34.342	1	3:30.175	2:08.474	33.929	47.772	84.1	16:18:30.175
							2	1:42.682	21.499	32.305	48.878	172.1	16:20:12.857
							3	1:44.214	22.340	32.055	49.819	169.6	16:21:57.071
							4	1:36.829	20.787	31.263	<b>44.779</b>	182.5	16:23:33.900
							5	1:36.744	20.692	31.080	44.972	182.7	16:25:10.644
							6	<b>1:36.351</b>	20.730	<b>30.773</b>	44.848	183.4	16:26:46.995
							7	1:46.122	<b>20.682</b>	31.134	54.306	166.5	16:28:33.117
							<b>26</b> Tommy HARFIELD GBR Double R Dallara 326						
							1	4:28.106	3:03.400	35.174	49.532	65.9	16:19:28.106
							2	1:42.374	21.841	32.895	47.638	172.6	16:21:10.480
							3	1:37.887	21.071	31.496	45.320	180.5	16:22:48.367
							4	1:37.181	20.963	31.167	45.051	181.9	16:24:25.548
							5	<b>1:36.799</b>	20.901	31.016	<b>44.882</b>	182.6	16:26:02.347
							6	1:36.976	<b>20.872</b>	<b>30.995</b>	45.109	182.2	16:27:39.323
							7	1:37.372	20.918	31.116	45.338	181.5	16:29:16.695
							8	1:37.655	21.011	31.200	45.444	181.0	16:30:54.350
							9	1:40.325	21.984	31.637	46.704	176.2	16:32:34.675
							<b>27</b> Heitor DALL'AGNOL BRA Palou Motorsport Dallara 326						
							1	3:22.995	1:58.860	34.759	49.376	87.1	16:18:22.995
							2	1:49.146	23.374	33.159	52.613	161.9	16:20:12.141
							3	1:41.937	20.756	31.139	50.042	173.4	16:21:54.078
							4	1:35.948	20.739	30.609	44.600	184.2	16:23:30.026
							5	1:35.708	20.602	30.658	<b>44.448</b>	184.6	16:25:05.734
							6	<b>1:35.555</b>	<b>20.470</b>	<b>30.532</b>	44.553	184.9	16:26:41.289
							7	1:35.987	20.550	30.675	44.762	184.1	16:28:17.276
							8	2:13.566 B	20.527	30.672	1:22.367	132.3	16:30:30.842
							<b>31</b> Renzo BARBUY ARG TC Racing Dallara 326						
							1	4:57.816	3:32.957	34.687	50.172	59.3	16:19:57.816
							2	1:43.638	23.073	34.223	46.342	170.5	16:21:41.454
							3	1:40.235	21.195	32.109	46.931	176.3	16:23:21.689
							4	1:37.632	20.956	31.338	<b>45.338</b>	181.0	16:24:59.321
							5	<b>1:37.549</b>	<b>20.909</b>	<b>31.226</b>	45.414	181.2	16:26:36.870
							6	1:41.559	20.997	33.403	47.159	174.0	16:28:18.429
							<b>33</b> Rafael PERARD FRA Palou Motorsport Dallara 326						
							1	3:21.558	1:55.255	36.577	49.726	87.7	16:18:21.558
							2	1:44.178	22.591	33.360	48.227	169.6	16:20:05.736
							3	1:38.586	20.703	31.974	45.909	179.3	16:21:44.322
							4	1:36.755	20.607	30.594	45.554	182.7	16:23:21.077
							5	<b>1:35.475</b>	<b>20.518</b>	<b>30.523</b>	<b>44.434</b>	185.1	16:24:56.552
							6	1:35.986	20.602	30.579	44.805	184.1	16:26:32.538
							7	1:35.903	20.664	30.594	44.645	184.3	16:28:08.441
<b>14</b> Keanu AL AZHARI ARE Hitech Dallara 326													
1	3:23.802	2:00.267	34.337	49.198	86.7	16:18:23.802							
2	1:44.313	21.601	33.280	49.432	169.4	16:20:08.115							
3	1:40.715	20.706	31.235	48.774	175.5	16:21:48.830							
4	1:35.632	20.601	30.453	44.578	184.8	16:23:24.462							
5	1:43.219	20.552	32.232	50.435	171.2	16:25:07.681							
6	<b>1:35.489</b>	<b>20.545</b>	<b>30.426</b>	<b>44.518</b>	185.1	16:26:43.170							
7	1:46.331	21.434	35.538	49.359	166.2	16:28:29.501							
8	1:35.823	20.665	30.564	44.594	184.4	16:30:05.324							
<b>16</b> Bianca BUSTAMANTE PHL Palou Motorsport Dallara 326													
1	3:35.641	2:13.655	33.733	48.253	82.0	16:18:35.641							
2	1:45.888	21.555	32.217	52.116	166.9	16:20:21.529							
3	1:46.168	21.069	31.660	53.439	166.5	16:22:07.697							
4	1:37.957	20.949	31.205	45.803	180.4	16:23:45.654							
5	<b>1:37.256</b>	20.972	<b>31.089</b>	<b>45.195</b>	181.7	16:25:22.910							
6	<b>1:38.286</b>	<b>20.828</b>	31.177	<b>46.281</b>	179.8	16:27:01.196							
7	1:39.732	20.932	31.284	47.516	177.2	16:28:40.928							
8	1:40.504	20.945	31.221	48.338	175.8	16:30:21.432							
9	1:50.750	25.981	35.959	48.810	159.6	16:32:12.182							
10	2:15.860 B	20.986	36.729	1:18.145	130.1	16:34:28.042							
<b>20</b> Benjamin BECKLEY CRI Tecnicar by Amtog Dallara 326													
1	2:23.177	54.331	37.000	51.846	123.4	16:17:23.177							
2	1:42.101	21.993	32.807	47.301	173.1	16:19:05.278							
3	1:39.895	21.086	32.198	46.611	176.9	16:20:45.173							
4	1:38.312	<b>20.818</b>	31.637	45.857	179.8	16:22:23.485							
5	1:38.468	20.849	31.653	45.966	179.5	16:24:01.953							
6	1:42.220	21.584	34.701	45.935	172.9	16:25:44.173							
7	1:45.146	21.001	35.215	48.930	168.1	16:27:29.319							
8	1:38.552	21.075	31.661	45.816	179.3	16:29:07.871							
9	<b>1:38.038</b>	20.968	<b>31.381</b>	<b>45.689</b>	180.3	16:30:45.909							
10	1:42.303	21.437	34.200	46.666	172.7	16:32:28.212							
11	1:41.384	22.201	32.735	46.448	174.3	16:34:09.596							
<b>22</b> Nacho TUÑON ESP Tecnicar by Amtog Dallara 326													
1	2:22.484	52.912	37.607	51.965	124.0	16:17:22.484							
2	1:42.124	22.060	32.589	47.475	173.0	16:19:04.608							
3	<b>1:38.931</b>	20.909	31.386	<b>46.636</b>	178.6	16:20:43.539							
4	1:36.887	20.726	31.264	44.897	182.4	16:22:20.426							
5	1:36.407	20.615	31.040	44.752	183.3	16:23:56.833							
6	<b>1:36.197</b>	20.693	30.856	<b>44.648</b>	183.7	16:25:33.030							

# EURO CUP 3



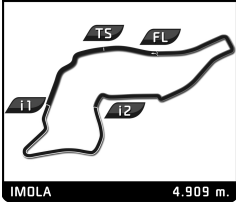
## Eurocup3 ROUND 3 - IMOLA Qualifying 2

### Sector Analysis

Lap under Red Flag    — Invalidated Lap    ■ Personal Best    ■ Session Best    B Crossing the pit lane

Lap	Time	Sector 1	Sector 2	Sector 3	Kph	Elapsed	Lap	Time	Sector 1	Sector 2	Sector 3	Kph	Elapsed
8	2:14.464 <b>B</b>	20.682	30.848	1:22.934	131.4	16:30:22.905	9	4:20.649 <b>B</b>				67.8	16:36:05.654
<b>37</b>	<b>Filippo FIORENTINO</b>					BRA	<b>77</b>	<b>Bart HARRISON</b>					GBR
	Drivex					Dallara 326		Double R					Dallara 326
1	3:31.495	2:09.966	34.163	47.366	83.6	16:18:31.495	1	3:58.594	2:26.782	37.000	54.812	74.1	16:18:58.594
2	1:43.722	21.529	32.233	49.960	170.4	16:20:15.217	2	1:51.331	23.609	33.076	54.646	158.7	16:20:49.925
3	1:43.478	21.192	32.252	50.034	170.8	16:21:58.695	3	1:42.677	22.221	34.456	46.000	172.1	16:22:32.602
4	1:36.789	20.872	30.924	44.993	182.6	16:23:35.484	4	1:41.556	20.783	31.885	48.888	174.0	16:24:14.158
5	1:37.171	20.755	<b>30.856</b>	45.560	181.9	16:25:12.655	5	<b>1:36.600</b>	20.836	30.916	<b>44.848</b>	182.9	16:25:50.758
6	<b>1:36.595</b>	20.782	30.871	<b>44.942</b>	183.0	16:26:49.250	6	1:36.990	20.772	30.867	45.351	182.2	16:27:27.748
<b>41</b>	<b>Alex POWELL</b>					USA	7	<b>1:36.704</b>	20.779	<b>30.837</b>	<b>45.088</b>	182.7	16:29:04.452
	Griffin Core by Campos					Dallara 326	8	1:36.615	20.718	30.914	44.983	182.9	16:30:41.067
1	4:15.073 <b>B</b>	2:25.456	37.323	1:12.294	69.3	16:19:15.073	9	1:38.917	20.729	31.042	47.146	178.7	16:32:19.984
2	2:03.934	39.304	34.471	50.159	142.6	16:21:19.007	<b>84</b>	<b>Genaro TRAPPA</b>					ARG
3	1:37.540	20.959	31.094	45.487	181.2	16:22:56.547		Hitech					Dallara 326
4	1:37.416	20.760	30.875	45.781	181.4	16:24:33.963	1	3:25.503	2:01.404	34.300	49.799	86.0	16:18:25.503
5	1:37.264	20.995	31.472	<b>44.797</b>	181.7	16:26:11.227	2	1:44.657	21.612	32.885	50.160	168.9	16:20:10.160
6	<b>1:36.506</b>	20.763	<b>30.856</b>	44.887	183.1	16:27:47.733	3	1:40.435	20.843	30.913	48.679	176.0	16:21:50.595
7	1:47.880	21.884	36.569	49.427	163.8	16:29:35.613	4	1:36.477	20.680	30.902	44.895	183.2	16:23:27.072
8	1:36.593	<b>20.687</b>	30.894	45.012	183.0	16:31:12.206	5	1:36.659	<b>20.678</b>	31.009	44.972	182.8	16:25:03.731
9	1:42.913	20.752	34.244	47.917	171.7	16:32:55.119	6	<b>1:36.154</b>	20.719	<b>30.698</b>	<b>44.737</b>	183.8	16:26:39.885
10	2:07.949 <b>B</b>	20.770	30.999	1:16.180	138.1	16:35:03.068	7	1:51.357	24.521	38.208	48.628	158.7	16:28:31.242
<b>44</b>	<b>Rayan CARETTI</b>					FRA	8	1:39.044	20.711	30.990	47.343	178.4	16:30:10.286
	GRS					Dallara 326	<b>91</b>	<b>Lorenzo CAMPOS</b>					AGO
1	5:13.850	3:42.940	36.237	54.673	56.3	16:20:13.850		Double R					Dallara 326
2	1:47.513	21.928	34.739	50.846	164.4	16:22:01.363	1	3:56.773	2:27.254	36.925	52.594	74.6	16:18:56.773
3	1:37.504	21.004	31.251	45.249	181.2	16:23:38.867	2	1:41.335	21.871	32.845	46.619	174.4	16:20:38.108
4	<b>1:37.422</b>	<b>20.877</b>	<b>31.141</b>	45.404	181.4	16:25:16.289	3	1:37.209	20.897	31.050	45.262	181.8	16:22:15.317
5	1:37.512	21.032	31.233	<b>45.247</b>	181.2	16:26:53.801	4	1:38.172	<b>20.705</b>	31.090	46.377	180.0	16:23:53.489
6	1:55.159	20.886	31.345	1:02.928	153.5	16:28:48.960	5	1:36.691	20.772	31.101	<b>44.818</b>	182.8	16:25:30.180
7	1:38.147	21.028	31.612	45.507	180.1	16:30:27.107	6	<b>1:36.503</b>	20.782	<b>30.782</b>	44.939	183.1	16:27:06.683
8	1:38.664	21.388	31.768	45.508	179.1	16:32:05.771	7	1:38.095	20.783	31.032	46.280	180.2	16:28:44.778
9	<b>1:37.700</b>	21.080	31.161	<b>45.459</b>	180.9	16:33:43.471	8	1:37.912	20.723	30.942	46.247	180.5	16:30:22.690
<b>48</b>	<b>James EGOZI</b>					USA	<b>99</b>	<b>René LAMMERS</b>					NLD
	Palou Motorsport					Dallara 326		MP Motorsport					Dallara 326
1	3:20.478	1:54.142	36.483	49.853	88.2	16:18:20.478	1	7:46.359	6:25.887	34.435	46.037	37.9	16:22:46.359
2	1:43.785	22.913	33.151	47.721	170.3	16:20:04.263	2	1:37.162	21.028	31.149	44.985	181.9	16:24:23.521
3	<b>1:38.007</b>	21.332	31.582	<b>45.093</b>	180.3	16:21:42.270	3	1:36.662	20.792	30.975	<b>44.895</b>	182.8	16:26:00.183
4	1:37.291	20.762	31.354	45.175	181.6	16:23:19.561	4	<b>1:37.462</b>	20.777	<b>30.834</b>	<b>45.851</b>	181.3	16:27:37.645
5	1:35.693	<b>20.576</b>	30.795	44.322	184.7	16:24:55.254	5	1:37.258	20.859	31.072	45.327	181.7	16:29:14.903
6	<b>1:35.425</b>	20.576	<b>30.530</b>	<b>44.319</b>	185.2	16:26:30.679	6	1:37.618	20.814	31.091	45.713	181.0	16:30:52.521
7	1:35.581	20.608	30.635	44.338	184.9	16:28:06.260	7	<b>1:36.631</b>	<b>20.696</b>	30.949	44.986	182.9	16:32:29.152
8	2:08.349 <b>B</b>	20.636	30.675	1:17.038	137.7	16:30:14.609	8	1:49.043	20.817	35.132	53.094	162.1	16:34:18.195
<b>70</b>	<b>Yani STEVENHEYDENS</b>					BEL							
	GRS					Dallara 326							
1	4:34.195	3:08.824	35.719	49.652	64.5	16:19:34.195							
2	1:45.694	22.178	33.404	50.112	167.2	16:21:19.889							
3	1:37.556	20.895	31.219	45.442	181.2	16:22:57.445							
4	1:38.205	21.551	31.184	45.470	180.0	16:24:35.650							
5	<b>1:37.090</b>	<b>20.729</b>	31.109	<b>45.252</b>	182.0	16:26:12.740							
6	1:37.423	20.936	<b>31.020</b>	45.467	181.4	16:27:50.163							
7	1:46.828	20.897	33.446	52.485	165.4	16:29:36.991							
8	2:08.014 <b>B</b>	20.872	31.186	1:15.956	138.1	16:31:45.005							

# EURO CUP 3





## Eurocup3 ROUND 3 - IMOLA Qualifying 2

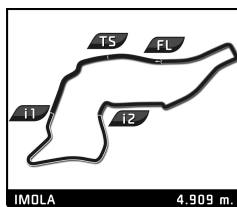
### Provisional Race Director Report

Hour	Flag	Message
16:14:10		E3 Q2 - PIT LANE WILL BE OPEN AT 16:15
16:15:00		PIT LANE OPEN
16:15:03	GF	GREEN FLAG
16:19:42		PIT LANE INCIDENT CARS #5 #3 NOTED - POSSIBLE UNSAFE RELEASE
16:35:01		CHEQUERED FLAG
16:35:50		CARS & DRIVERS #48 #27 #14 #33 #12 #22 PROCEED TO TECHNICAL TENT IMMEDIATELY AFTER SESSION

Published at: ...16:36.....

<b>Race Director:</b> Luis GONZÁLEZ 	<b>Timekeeper:</b> Alberto ESTÉBANEZ 
-------------------------------------------------------------------------------------------------------------------------------	----------------------------------------------------------------------------------------------------------------------------------

# EURO CUP 3



## Eurocup3 ROUND 3 - IMOLA Qualifying 2

### Track Limits Analysis

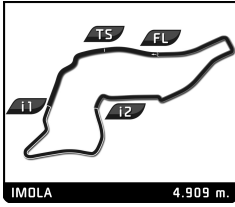
No	Driver	Team	T.L. Nr	Camera	Lap	Time	Total Infractions:
6	Stylios KOLOVOS	Drivex	1	Turn 11	1	16:18:17.787	<input type="text" value="1"/>
16	Bianca BUSTAMANTE	Palou Motorsport	1	Turn 15	6	16:26:31.043	<input type="text" value="1"/>
22	Nacho TUÑON	Tecnicar by Amtog	1	Turn 14	3	16:20:10.584	<input type="text" value="2"/>
22	Nacho TUÑON	Tecnicar by Amtog	2	Turn 14	11	16:33:22.154	
44	Rayan CARETTI	GRS	1	Turn 14	9	16:33:11.732	<input type="text" value="1"/>
48	James EGOZI	Palou Motorsport	1	Turn 14	3	16:21:10.907	<input type="text" value="1"/>
77	Bart HARRISON	Double R	1	Turn 14	7	16:28:33.074	<input type="text" value="1"/>
99	René LAMMERS	MP Motorsport	1	Turn 15	4	16:27:07.834	<input type="text" value="1"/>

TOTAL TRACK LIMITS: 8

Published at: .....16:36.....

Track Limits Operator:

Daphne FERNÁNDEZ  
OD-1537-ESP-CAT


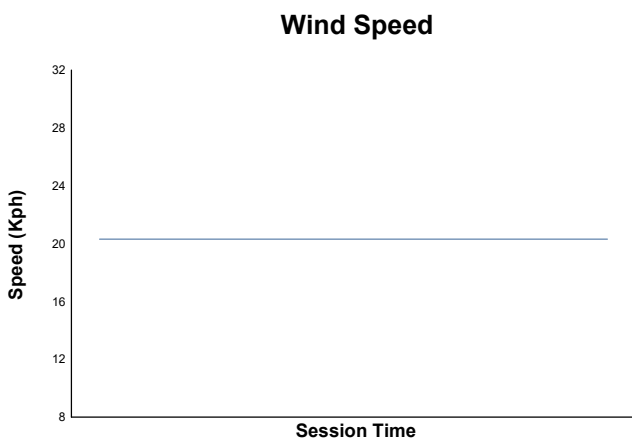
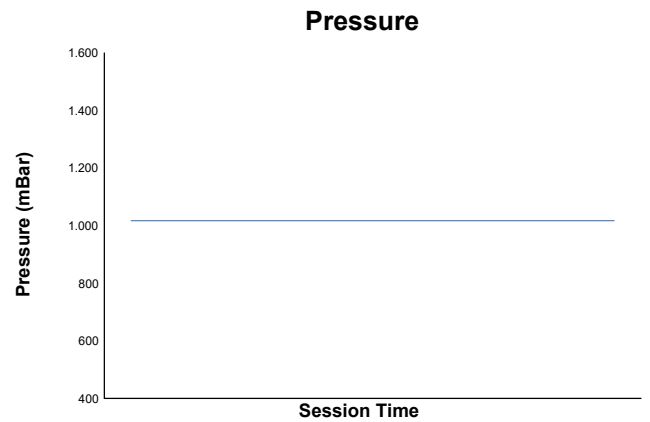
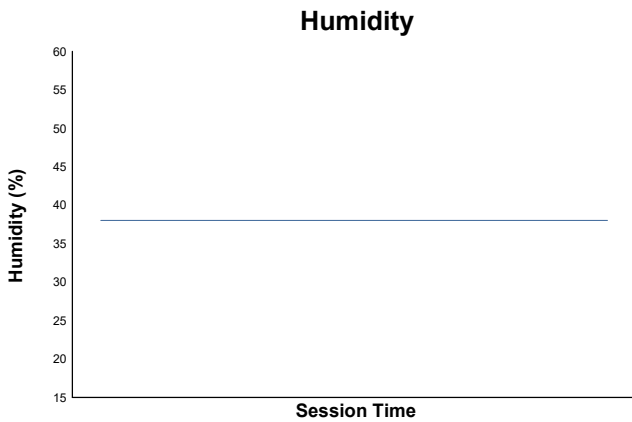
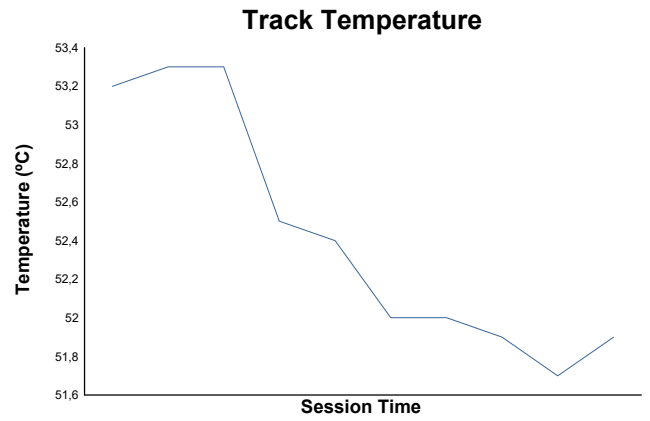
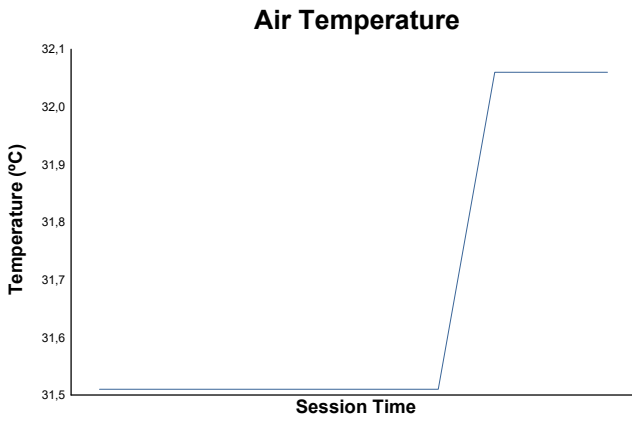


## ROUND 3 - IMOLA

Eurocup3

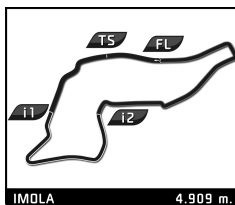
Qualifying 2

Weather Report



Track Status: **DRY**

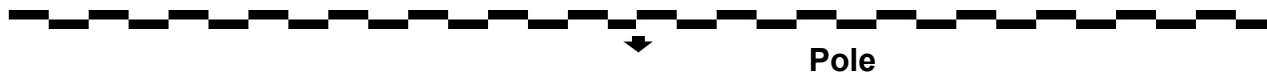
# EURO CUP 3



## Eurocup3 ROUND 3 - IMOLA Race 1 (28 Minutes +1 Lap)

### Final Starting Grid

1:42.652 <b>René LAMMERS</b>	MP Motorsport	99	- 15 -	20	Tecnicar by Amtog	1:38.722 <b>Benjamin BECKLEY</b>
1:38.212 <b>Edouard BORGNA</b>	Drivex	3	- 14 -	70	GRS	1:37.759 <b>Yani STEVENHEYDENS</b>
1:37.749 <b>Rayan CARETTI</b>	GRS	44	- 13 -	31	TC Racing	1:37.728 <b>Renzo BARBUY</b>
1:37.679 <b>Bianca BUSTAMANTE</b>	Palou Motorsport	16	- 12 -	6	Drivex	1:37.477 <b>Stylios KOLOVOS</b>
1:37.282 <b>Lorenzo CAMPOS</b>	Double R	91	- 11 -	26	Double R	1:37.238 <b>Tommy HARFIELD</b>
1:37.178 <b>Santino PANETTA</b>	Hitech	39	- 10 -	23	Hitech	1:37.158 <b>Stefan BOSTANDJIEV</b>
1:37.152 <b>Nacho TUÑÓN</b>	Tecnicar by Amtog	22	- 9 -	37	Drivex	1:37.142 <b>Filippo FIORENTINO</b>
1:36.948 <b>Alceu FELDMANN</b>	MP Motorsport	8	- 8 -	9	Griffin Core by Campos	1:36.834 <b>Thomas STRAUVEN</b>
1:36.817 <b>Bart HARRISON</b>	Double R	77	- 7 -	41	Griffin Core by Campos	1:36.774 <b>Alex POWELL</b>
1:36.772 <b>Patrick HEUZENROEDER</b>	Griffin Core by Campos	5	- 6 -	11	TC Racing	1:36.639 <b>Juan COTA</b>
1:36.634 <b>Enzo TARNVANICHKUL</b>	Griffin Core by Campos	10	- 5 -	33	Palou Motorsport	1:35.932 <b>Rafael PERARD</b>
1:36.523 <b>Kacper SZTUKA</b>	Tecnicar by Amtog	2	- 4 -	84	Hitech	1:36.497 <b>Genaro TRAPPA</b>
1:36.442 <b>Chistopher EL FEGHALI</b>	Drivex	7	- 3 -	12	MP Motorsport	1:36.370 <b>Gianmarco PRADEL</b>
1:36.188 <b>Ean EYCKMANS</b>	MP Motorsport	4	- 2 -	14	Hitech	1:35.725 <b>Keanu AL AZHARI</b>
1:35.670 <b>Heitor DALL'AGNOL</b>	Palou Motorsport	27	- 1 -	48	Palou Motorsport	1:35.636 <b>James EGOZI</b>

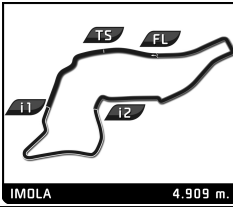


#### CAR #33 - DROP OF 5 GRID POSITIONS - STEWARDS DECISION N°20 - PORTIMAO

Published at: .....19:00.....

 Mr. Pedro Vilches Chair of the Stewards	 Mr. Juan Font Steward	 Mr. Marco Michelini Steward	<b>Timekeeper:</b> Alberto ESTÉBANEZ 
------------------------------------------------	------------------------------	------------------------------------	---------------------------------------------

# EURO CUP 3



## Eurocup3

Amended - Pending to appeal

### ROUND 3 - IMOLA

### Race 1 (30 Minutes +1 Lap)

### Provisional Classification

No	Driver	Nat	Team	Car	Cl.	Laps	Total Time	Gap	Kph	Best Lap		
										Lap	Time	Kph
1	4 Ean EYCKMANS	BEL	MP Motorsport	Dallara 326	R	16	31:58.527	-	147.4	10	1:37.102	182.0
2	41 Alex POWELL	USA	Griffin Core by Campos	Dallara 326	R	16	32:01.740	+3.213	147.1	9	1:37.148	181.9
3	27 Heitor DALL'AGNOL	BRA	Palou Motorsport	Dallara 326	R	16	32:02.379	+3.852	147.1	9	1:36.522	183.1
4	5 Patrick HEUZENROEDER	AUS	Griffin Core by Campos	Dallara 326		16	32:02.523	+3.996	147.1	11	1:37.443	181.4
5	2 Kacper SZTUKA	POL	Tecnicar by Amtog	Dallara 326		16	32:02.645	+4.118	147.1	11	1:37.060	182.1
6	10 Enzo TARNVANICHKUL	THA	Griffin Core by Campos	Dallara 326		16	32:05.093	+6.566	146.9	11	1:37.733	180.8
7	9 Thomas STRAUVEN	BEL	Griffin Core by Campos	Dallara 326	R	16	32:06.169	+7.642	146.8	10	1:37.782	180.7
8	99 René LAMMERS	NLD	MP Motorsport	Dallara 326	R	16	32:06.438	+7.911	146.8	9	1:37.560	181.1
9	39 Santino PANETTA	ARG	Hitech	Dallara 326	R	16	32:07.426	+8.899	146.7	10	1:37.561	181.1
10	37 Filippo FIORENTINO	BRA	Drivex	Dallara 326	R	16	32:08.359	+9.832	146.6	10	1:37.972	180.4
11	23 Stefan BOSTANDJIEV	BGR	Hitech	Dallara 326		16	32:09.743	+11.216	146.5	10	1:38.302	179.8
12	11 Juan COTA	ESP	TC Racing	Dallara 326	R	16	32:11.000	+12.473	146.4	11	1:38.106	180.1
13	91 Lorenzo CAMPOS	AGO	Double R	Dallara 326	R	16	32:11.155	+12.628	146.4	10	1:38.016	180.3
14	26 Tommy HARFIELD	GBR	Double R	Dallara 326	R	16	32:11.416	+12.889	146.4	11	1:37.831	180.6
15	16 Bianca BUSTAMANTE	PHL	Palou Motorsport	Dallara 326		16	32:12.265	+13.738	146.3	10	1:38.215	179.9
16	12 Gianmarco PRADEL	AUS	MP Motorsport	Dallara 326		16	32:13.030	+14.503	146.3	11	1:37.419	181.4
17	31 Renzo BARBUY	ARG	TC Racing	Dallara 326	R	16	32:13.435	+14.908	146.2	11	1:38.431	179.5
18	8 Alceu FELDMANN	BRA	MP Motorsport	Dallara 326		16	32:13.564	+15.037	146.2	9	1:38.637	179.2
19	22 Nacho TUÑON	ESP	Tecnicar by Amtog	Dallara 326	R	16	32:15.498	+16.971	146.1	9	1:37.370	181.5
20	6 Stylianos KOLOVOS	GRC	Drivex	Dallara 326	R	16	32:15.532	+17.005	146.1	9	1:38.787	178.9
21	20 Benjamin BECKLEY	CRI	Tecnicar by Amtog	Dallara 326	R	16	32:15.561	+17.034	146.1	10	1:39.964	176.8
22	3 Edouard BORGNA	FRA	Drivex	Dallara 326		16	32:17.725	+19.198	145.9	9	1:38.863	178.8
23	77 Bart HARRISON	GBR	Double R	Dallara 326	R	16	32:31.435	+32.908	144.9	11	1:37.183	181.8
24	33 Rafael PERARD	FRA	Palou Motorsport	Dallara 326	R	14	28:52.080	2 Laps	142.8	11	1:38.064	180.2

#### Not classified

48	James EGOZI	USA	Palou Motorsport	Dallara 326		10	20:06.677			9	1:35.964	184.2
44	Rayan CARETTI	FRA	GRS	Dallara 326	R	8	17:12.940			8	1:40.235	176.3
14	Keanu AL AZHARI	ARE	Hitech	Dallara 326		5	12:00.855			3	1:40.312	176.2
84	Genaro TRAPPA	ARG	Hitech	Dallara 326	R	3	7:05.192			3	1:42.193	172.9
7	Christopher EL FEGHALI	LBN	Drivex	Dallara 326	R							
70	Yani STEVENHEYDENS	BEL	GRS	Dallara 326	R							

Pole Position:

James EGOZI

1:35.636

184.8 Kph

Fastest Lap:

Lap9

James EGOZI

1:35.964

184.2 Kph

CAR #22 - TIME PENALTY OF 10 SECONDS - STEWARDS DECISION N°6  
 CAR #3 - TIME PENALTY OF 5 SECONDS - STEWARDS DECISION N°7  
 CAR #27 - TIME PENALTY OF 5 SECONDS - STEWARDS DECISION N°9  
 CAR #12 - TIME PENALTY OF 5 SECONDS - STEWARDS DECISION N°10  
 CAR #77 - TIME PENALTY OF 10 SECONDS - STEWARDS DECISION N°11  
 CAR #70 - DROP OF 5 GRID POSITIONS IN THE NEXT RACE DRIVER PARTICIPATES (NOT A SPRINT RACE) - STEWARDS DECISION N°12

Published at: .....11:00.....

Track Status:

**DRY**

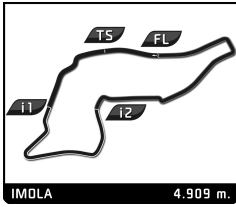
Race Director:

Luis GONZÁLEZ

Timekeeper:

Alberto ESTÉBANEZ

# EURO CUP 3



## Eurocup3 ROUND 3 - IMOLA Race 1 (30 Minutes +1 Lap)

Amended - Pending to appeal

### Provisional Classification by Class

No	Driver	Nat	Team	Car	Laps	Total Time	Gap	Kph	Best Lap			
									Lap	Time	Kph	
<b>R</b>												
1	4 Ean EYCKMANS	BEL	MP Motorsport	Dallara 326	16	31:58.527		147.4	10	1:37.102	182.0	
2	41 Alex POWELL	USA	Griffin Core by Campos	Dallara 326	16	32:01.740	+3.213	147.1	9	1:37.148	181.9	
3	27 Heitor DALL'AGNOL	BRA	Palou Motorsport	Dallara 326	16	32:02.379	+3.852	147.1	9	1:36.522	183.1	
4	9 Thomas STRAUUVEN	BEL	Griffin Core by Campos	Dallara 326	16	32:06.169	+7.642	146.8	10	1:37.782	180.7	
5	99 René LAMMERS	NLD	MP Motorsport	Dallara 326	16	32:06.438	+7.911	146.8	9	1:37.560	181.1	
6	39 Santino PANETTA	ARG	Hitech	Dallara 326	16	32:07.426	+8.899	146.7	10	1:37.561	181.1	
7	37 Filippo FIORENTINO	BRA	Drivex	Dallara 326	16	32:08.359	+9.832	146.6	10	1:37.972	180.4	
8	11 Juan COTA	ESP	TC Racing	Dallara 326	16	32:11.000	+12.473	146.4	11	1:38.106	180.1	
9	91 Lorenzo CAMPOS	AGO	Double R	Dallara 326	16	32:11.155	+12.628	146.4	10	1:38.016	180.3	
10	26 Tommy HARFIELD	GBR	Double R	Dallara 326	16	32:11.416	+12.889	146.4	11	1:37.831	180.6	
11	31 Renzo BARBUY	ARG	TC Racing	Dallara 326	16	32:13.435	+14.908	146.2	11	1:38.431	179.5	
12	22 Nacho TUÑON	ESP	Tecnicar by Amtog	Dallara 326	16	32:15.498	+16.971	146.1	9	1:37.370	181.5	
13	6 Stylianos KOLOVOS	GRC	Drivex	Dallara 326	16	32:15.532	+17.005	146.1	9	1:38.787	178.9	
14	20 Benjamin BECKLEY	CRI	Tecnicar by Amtog	Dallara 326	16	32:15.561	+17.034	146.1	10	1:39.964	176.8	
15	77 Bart HARRISON	GBR	Double R	Dallara 326	16	32:31.435	+32.908	144.9	11	1:37.183	181.8	
16	33 Rafael PERARD	FRA	Palou Motorsport	Dallara 326	14	28:52.080	2 Laps	142.8	11	1:38.064	180.2	
<b>Not classified</b>												
44	Rayan CARETTI	FRA	GRS	Dallara 326	8	17:12.940	8 Laps		8	1:40.235	176.3	
84	Genaro TRAPPA	ARG	Hitech	Dallara 326	3	7:05.192	13 Laps		3	1:42.193	172.9	
7	Chistopher EL FEGHALI	LBN	Drivex	Dallara 326			16 Laps					
70	Yani STEVENHEYDENS	BEL	GRS	Dallara 326			16 Laps					

CAR #22 - TIME PENALTY OF 10 SECONDS - STEWARDS DECISION N°6  
 CAR #3 - TIME PENALTY OF 5 SECONDS - STEWARDS DECISION N°7  
 CAR #27 - TIME PENALTY OF 5 SECONDS - STEWARDS DECISION N°9  
 CAR #12 - TIME PENALTY OF 5 SECONDS - STEWARDS DECISION N°10  
 CAR #77 - TIME PENALTY OF 10 SECONDS - STEWARDS DECISION N°11  
 CAR #70 - DROP OF 5 GRID POSITIONS IN THE NEXT RACE DRIVER PARTICIPATES (NOT A SPRINT RACE) - STEWARDS DECISION N°12

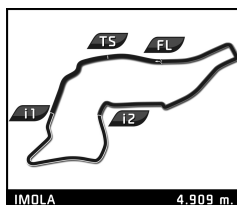
Published at: .....11:00.....

Track Status: **DRY**

**Race Director:**  
Luis GONZÁLEZ

**Timekeeper:**  
Alberto ESTÉBANEZ

# EURO CUP 3

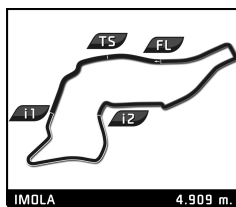


## Eurocup3 ROUND 3 - IMOLA Race 1

### Best Sector Times

Sector 1			Sector 2			Sector 3			Pos	No Driver	Ideal Lap	Best Lap
Pos	No Driver	Time	No Driver	Time	No Driver	Time	Pos	No Driver				
1	12 G.PRADEL	20.586	48 J.EGOZI	30.818	48 J.EGOZI	44.484	1	48 J.EGOZI	1:35.964	1:35.964	(1)	
2	48 J.EGOZI	20.662	27 H.DALL'AGNOL	30.860	27 H.DALL'AGNOL	44.919	2	27 H.DALL'AGNOL	1:36.476	1:36.522	(2)	
3	27 H.DALL'AGNOL	20.697	4 E.EYCKMANS	30.982	2 K.SZTUKA	45.112	3	4 E.EYCKMANS	1:36.814	1:37.102	(4)	
4	33 R.PERARD	20.705	2 K.SZTUKA	31.091	4 E.EYCKMANS	45.117	4	2 K.SZTUKA	1:37.045	1:37.060	(3)	
5	4 E.EYCKMANS	20.715	41 A.POWELL	31.131	41 A.POWELL	45.140	5	41 A.POWELL	1:37.143	1:37.148	(5)	
6	39 S.PANETTA	20.737	5 P.HEUZENROEDER	31.178	22 N.TUÑON	45.153	6	22 N.TUÑON	1:37.148	1:37.370	(7)	
7	77 B.HARRISON	20.738	14 K.AL AZHARI	31.221	77 B.HARRISON	45.192	7	77 B.HARRISON	1:37.183	1:37.183	(6)	
8	11 J.COTA	20.760	22 N.TUÑON	31.226	39 S.PANETTA	45.217	8	12 G.PRADEL	1:37.239	1:37.419	(8)	
9	22 N.TUÑON	20.769	77 B.HARRISON	31.253	99 R.LAMMERS	45.229	9	39 S.PANETTA	1:37.332	1:37.561	(11)	
10	9 T.STRAUVEN	20.798	16 B.BUSTAMANTE	31.352	12 G.PRADEL	45.284	10	99 R.LAMMERS	1:37.420	1:37.560	(10)	
11	99 R.LAMMERS	20.824	26 T.HARFIELD	31.366	10 E.TARNVANICHKUL	45.337	11	5 P.HEUZENROEDER	1:37.443	1:37.443	(9)	
12	5 P.HEUZENROEDER	20.839	99 R.LAMMERS	31.367	9 T.STRAUVEN	45.408	12	10 E.TARNVANICHKUL	1:37.579	1:37.733	(12)	
13	2 K.SZTUKA	20.842	12 G.PRADEL	31.369	5 P.HEUZENROEDER	45.426	13	9 T.STRAUVEN	1:37.633	1:37.782	(13)	
14	23 S.BOSTANDJIEV	20.844	39 S.PANETTA	31.378	26 T.HARFIELD	45.490	14	33 R.PERARD	1:37.764	1:38.064	(17)	
15	37 F.FIORENTINO	20.853	10 E.TARNVANICHKUL	31.379	91 L.CAMPOS	45.519	15	26 T.HARFIELD	1:37.773	1:37.831	(14)	
16	10 E.TARNVANICHKUL	20.863	9 T.STRAUVEN	31.427	23 S.BOSTANDJIEV	45.524	16	37 F.FIORENTINO	1:37.835	1:37.972	(15)	
17	41 A.POWELL	20.872	37 F.FIORENTINO	31.432	33 R.PERARD	45.539	17	14 K.AL AZHARI	1:37.866	1:40.312	(27)	
18	26 T.HARFIELD	20.917	33 R.PERARD	31.520	37 F.FIORENTINO	45.550	18	23 S.BOSTANDJIEV	1:37.922	1:38.302	(20)	
19	14 K.AL AZHARI	20.926	23 S.BOSTANDJIEV	31.554	8 A.FELDMANN	45.555	19	11 J.COTA	1:37.994	1:38.106	(18)	
20	91 L.CAMPOS	20.931	91 L.CAMPOS	31.566	11 J.COTA	45.626	20	91 L.CAMPOS	1:38.016	1:38.016	(16)	
21	20 B.BECKLEY	20.934	8 A.FELDMANN	31.577	16 B.BUSTAMANTE	45.701	21	16 B.BUSTAMANTE	1:38.036	1:38.215	(19)	
22	31 R.BARBUY	20.941	11 J.COTA	31.608	14 K.AL AZHARI	45.719	22	8 A.FELDMANN	1:38.103	1:38.637	(22)	
23	44 R.CARETTI	20.957	20 B.BECKLEY	31.670	6 S.KOLOVOS	45.759	23	31 R.BARBUY	1:38.431	1:38.431	(21)	
24	8 A.FELDMANN	20.971	3 E.BORGNA	31.720	31 R.BARBUY	45.770	24	20 B.BECKLEY	1:38.569	1:39.964	(25)	
25	16 B.BUSTAMANTE	20.983	31 R.BARBUY	31.720	3 E.BORGNA	45.905	25	6 S.KOLOVOS	1:38.685	1:38.787	(23)	
26	6 S.KOLOVOS	21.048	6 S.KOLOVOS	31.878	20 B.BECKLEY	45.965	26	3 E.BORGNA	1:38.759	1:38.863	(24)	
27	3 E.BORGNA	21.134	44 R.CARETTI	31.916	84 G.TRAPPA	46.541	27	44 R.CARETTI	1:40.173	1:40.235	(26)	
28	84 G.TRAPPA	22.944	84 G.TRAPPA	32.708	44 R.CARETTI	47.300	28	84 G.TRAPPA	1:42.193	1:42.193	(28)	

# EURO CUP 3

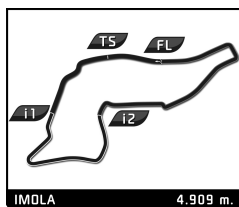


## Eurocup3 ROUND 3 - IMOLA Race 1

### Best Top Speed

No Driver	Team	Class	Top 1		Top 2		Top 3		Top 4		Top 5		
			Kph	Lap	Kph	Lap	Kph	Lap	Kph	Lap	Kph	Lap	Avg
26 Tommy HARFIELD	Double R	R	270.0	10	269.3	7	268.0	9	267.3	16	262.8	8	267,5
9 Thomas STRAUVEN	Griffin Core by Campos	R	269.3	16	262.8	8	262.1	7	261.5	9	260.9	15	263,3
11 Juan COTA	TC Racing	R	266.0	7	266.0	16	265.4	15	263.4	11	260.9	4	264,3
12 Gianmarco PRADEL	MP Motorsport		266.0	12	265.4	11	261.5	8	260.2	9	259.6	16	262,5
8 Alceu FELDMANN	MP Motorsport		265.4	4	265.4	8	263.4	10	262.8	16	260.9	11	263,6
33 Rafael PERARD	Palou Motorsport	R	265.4	4	265.4	8	262.8	7	262.1	10	262.1	11	263,6
41 Alex POWELL	Griffin Core by Campos	R	264.7	15	260.9	4	256.5	7	256.5	8	256.5	9	259,0
77 Bart HARRISON	Double R	R	264.7	15	262.8	8	262.1	9	262.1	10	260.9	7	262,5
5 Patrick HEUZENROEDER	Griffin Core by Campos		263.4	16	258.4	4	258.4	7	258.4	10	258.4	15	259,4
44 Rayan CARETTI	GRS	R	263.4	4	263.4	8	259.0	7	246.0	3	244.9	6	255,3
99 René LAMMERS	MP Motorsport	R	263.4	4	262.1	9	261.5	8	260.9	7	260.2	11	261,6
31 Renzo BARBUY	TC Racing	R	262.8	7	262.1	8	262.1	15	260.2	14	259.6	10	261,4
39 Santino PANETTA	Hitech	R	262.8	4	262.8	16	261.5	7	261.5	14	260.2	9	261,8
6 Stylianos KOLOVOS	Drivex	R	261.5	9	259.6	7	259.6	8	259.6	11	259.0	15	259,9
10 Enzo TARNVANICHKUL	Griffin Core by Campos		260.9	4	259.6	7	259.6	8	259.6	10	259.0	9	259,7
20 Benjamin BECKLEY	Tecnicar by Amtog	R	260.9	14	260.2	8	259.6	15	259.6	16	259.0	4	259,9
3 Edouard BORGNA	Drivex		260.2	8	259.6	7	258.4	15	257.1	9	255.9	4	258,2
22 Nacho TUÑON	Tecnicar by Amtog	R	260.2	12	259.6	10	257.8	11	257.8	14	257.8	16	258,6
37 Filippo FIORENTINO	Drivex	R	260.2	7	259.6	15	259.0	16	258.4	9	257.8	4	259,0
91 Lorenzo CAMPOS	Double R	R	260.2	8	259.6	16	259.0	4	259.0	15	257.8	14	259,1
2 Kacper SZTUKA	Tecnicar by Amtog		259.6	8	258.4	4	258.4	15	257.8	16	256.5	9	258,1
23 Stefan BOSTANDJIEV	Hitech		259.6	9	259.6	10	259.0	7	258.4	15	257.8	4	258,9
16 Bianca BUSTAMANTE	Palou Motorsport		259.0	7	258.4	15	257.8	8	257.1	14	256.5	4	257,8
27 Heitor DALL'AGNOL	Palou Motorsport	R	257.8	16	255.3	7	255.3	9	254.7	8	254.1	4	255,4
4 Ean EYCKMANS	MP Motorsport	R	257.1	16	254.7	10	254.1	4	254.1	9	253.5	8	254,7
14 Keanu AL AZHARI	Hitech		255.3	4	240.5	3	142.7	5	98.7	2			184,3
48 James EGOZI	Palou Motorsport		254.7	9	252.9	10	252.3	8	251.7	7	251.2	4	252,6
84 Genaro TRAPPA	Hitech	R	243.2	3	89.5	2							166,4
7 Chistopher EL FEGHALI	Drivex	R											
70 Yani STEVENHEYDENS	GRS	R											

# EURO CUP 3

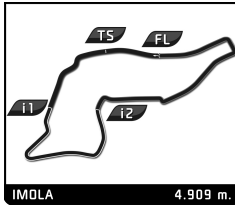


## Eurocup3 ROUND 3 - IMOLA Race 1

### Lap Chart

No	Pos	Grid	Lap															
			1	2	3	4	5	6	7	8	9	10	11	12	13	14	15	16
48	<b>1</b>	48	48	48	48	48	48	48	48	48	48	48	27	27	27	27	27	27
27	<b>2</b>	27	27	27	27	27	27	27	27	27	27	27	4	4	4	4	4	4
14	<b>3</b>	14	14	14	14	14	14	4	4	4	4	4	41	41	41	5	41	41
4	<b>4</b>	4	4	4	4	4	4	41	41	41	41	2	2	2	2	41	5	5
12	<b>5</b>	12	12	12	12	12	12	5	5	5	2	2	5	5	5	2	2	2
7	<b>6</b>	7	2	2	2	2	2	2	2	2	5	5	10	10	10	10	10	10
84	<b>7</b>	84	10	10	10	10	10	10	10	10	10	10	22	22	22	22	22	22
2	<b>8</b>	2	5	5	41	41	41	9	9	22	22	22	39	39	39	9	9	9
33	<b>9</b>	33	41	41	5	5	5	22	22	39	39	39	9	9	9	39	99	99
10	<b>10</b>	10	84	84	84	9	9	39	39	9	9	9	99	99	99	99	39	39
11	<b>11</b>	11	77	77	77	22	22	37	37	37	37	37	37	37	37	12	12	12
5	<b>12</b>	5	9	9	9	39	39	91	91	91	99	99	12	12	12	37	37	37
41	<b>13</b>	41	22	22	22	37	37	23	23	99	91	91	91	91	91	23	23	23
77	<b>14</b>	77	39	39	39	23	23	12	99	12	12	12	23	23	23	91	91	11
9	<b>15</b>	9	37	37	37	91	91	99	12	23	23	23	16	16	16	77	77	91
8	<b>16</b>	8	23	23	23	16	16	16	16	16	16	16	26	26	26	16	11	26
37	<b>17</b>	37	16	16	16	31	31	3	3	3	3	26	77	77	77	11	16	16
22	<b>18</b>	22	91	91	91	99	99	31	26	26	26	77	11	11	11	26	26	3
23	<b>19</b>	23	31	31	31	3	3	26	11	11	77	11	33	33	33	33	3	31
39	<b>20</b>	39	6	6	3	11	11	20	31	77	11	33	31	31	31	31	31	8
26	<b>21</b>	26	3	3	99	26	26	11	77	31	33	31	3	3	3	3	8	6
91	<b>22</b>	91	99	99	6	6	6	44	20	33	31	3	8	8	8	8	20	20
6	<b>23</b>	6	20	20	11	20	20	77	33	20	20	8	6	6	6	20	6	77
16	<b>24</b>	16	11	11	20	44	44	8	8	8	8	20	20	20	20	6		
31	<b>25</b>	31	26	26	26	8	8	33	44	44	6	6						
44	<b>26</b>	44	44	44	44	33	33	6	6	6								
70	<b>27</b>	70	33	8	8	77	77											
3	<b>28</b>	3	8	33	33													
20	<b>29</b>	20																
99	<b>30</b>	99																

# EURO CUP 3



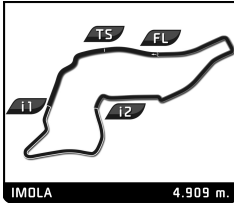
## Eurocup3 ROUND 3 - IMOLA Race 1

### Fastest Lap Sequence

Elapsed	No	Driver	Team	Car	Class	Time	Kph	Lap
5:20.319	48	James EGOZI	Palou Motorsport	Dallara 326		3:22.352	87.3	2
5:20.669	27	Heitor DALL'AGNOL	Palou Motorsport	Dallara 326	R	3:21.372	87.8	2
5:20.917	14	Keanu AL AZHARI	Hitech	Dallara 326		3:21.168	87.8	2
5:21.346	4	Ean EYCKMANS	MP Motorsport	Dallara 326	R	3:21.065	87.9	2
5:21.500	12	Gianmarco PRADEL	MP Motorsport	Dallara 326		3:20.706	88.1	2
5:21.780	2	Kacper SZTUKA	Tecnicar by Amtog	Dallara 326		3:20.369	88.2	2
5:22.128	10	Enzo TARNVANICHKUL	Griffin Core by Campos	Dallara 326		3:19.543	88.6	2
5:22.261	5	Patrick HEUZENROEDER	Griffin Core by Campos	Dallara 326		3:18.364	89.1	2
5:22.497	41	Alex POWELL	Griffin Core by Campos	Dallara 326	R	3:17.805	89.3	2
5:22.999	84	Genaro TRAPPA	Hitech	Dallara 326	R	3:16.949	89.7	2
5:23.222	77	Bart HARRISON	Double R	Dallara 326	R	3:16.309	90.0	2
5:23.493	9	Thomas STRAUVEN	Griffin Core by Campos	Dallara 326	R	3:15.567	90.4	2
5:23.731	22	Nacho TUÑÓN	Tecnicar by Amtog	Dallara 326	R	3:14.957	90.6	2
5:23.946	39	Santino PANETTA	Hitech	Dallara 326	R	3:13.440	91.4	2
5:24.156	37	Filippo FIORENTINO	Drivex	Dallara 326	R	3:13.159	91.5	2
5:24.309	23	Stefan BOSTANDJIEV	Hitech	Dallara 326		3:12.103	92.0	2
5:24.605	16	Bianca BUSTAMANTE	Palou Motorsport	Dallara 326		3:11.951	92.1	2
5:25.246	91	Lorenzo CAMPOS	Double R	Dallara 326	R	3:11.862	92.1	2
5:25.468	31	Renzo BARBUY	TC Racing	Dallara 326	R	3:11.480	92.3	2
5:25.701	6	Stylios KOLOVOS	Drivex	Dallara 326	R	3:11.020	92.5	2
5:25.862	3	Edouard BORGNA	Drivex	Dallara 326		3:10.566	92.7	2
5:26.195	99	René LAMMERS	MP Motorsport	Dallara 326	R	3:09.400	93.3	2
5:26.624	20	Benjamin BECKLEY	Tecnicar by Amtog	Dallara 326	R	3:09.300	93.4	2
5:27.036	11	Juan COTA	TC Racing	Dallara 326	R	3:09.182	93.4	2
5:27.395	26	Tommy HARFIELD	Double R	Dallara 326	R	3:03.514	96.3	2
5:27.777	44	Rayan CARETTI	GRS	Dallara 326	R	3:02.126	97.0	2
5:27.900	8	Alceu FELDMANN	MP Motorsport	Dallara 326		2:41.409	109.5	2
6:59.533	48	James EGOZI	Palou Motorsport	Dallara 326		1:39.214	178.1	3
15:16.998	48	James EGOZI	Palou Motorsport	Dallara 326		1:37.502	181.3	7
16:53.768	48	James EGOZI	Palou Motorsport	Dallara 326		1:36.770	182.6	8
18:29.732	48	James EGOZI	Palou Motorsport	Dallara 326		1:35.964	184.2	9

# EURO CUP 3

## Eurocup3 ROUND 3 - IMOLA Race 1

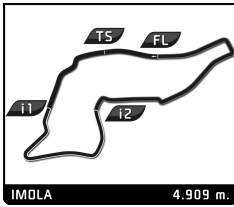


### Analysis by lap

Lapped ■

No	Lap Time	Gap	No	Lap Time	Gap	No	Lap Time	Gap	No	Lap Time	Gap	No	Lap Time	Gap					
<b>Lap 1</b>																			
48	1:57.967	0.000	44	3:02.126	7.458	6	1:58.476	17.606	20	1:43.885	10.634	77	1:38.530	15.639	31	1:39.322	16.272		
27	1:59.297	1.330	8	2:41.409	7.581	20	1:58.978	18.759	11	1:45.155	10.886	31	1:39.322	16.272	33	1:39.386	17.804		
14	1:59.749	1.782	33	2:45.669	7.700	44	1:59.163	19.452	44	1:44.466	11.658	33	1:39.386	17.804	20	1:40.030	17.818		
4	2:00.281	2.314	<b>Lap 3</b>																
12	2:00.794	2.827	48	1:39.214		33	2:00.031	20.790	8	1:45.070	12.774	8	1:40.145	18.843					
2	2:01.411	3.444	27	1:39.625	0.761	77	2:07.215	21.481	33	1:45.071	12.889	44	1:40.235	19.172					
10	2:02.585	4.618	14	1:40.312	1.696	<b>Lap 5</b>													
5	2:03.897	5.930	4	1:40.715	2.528	48	3:08.945		<b>Lap 7</b>					<b>Lap 9</b>					
41	2:04.692	6.725	12	1:41.072	3.039	27	3:08.177	0.256	48	1:37.502		48	1:35.964						
84	2:06.050	8.083	2	1:41.130	3.377	14	3:08.380	0.834	27	1:37.873	0.919	27	1:36.522	1.825					
77	2:06.913	8.946	10	1:41.370	3.965	4	3:07.879	0.999	4	1:37.583	2.713	4	1:37.181	4.446					
9	2:07.926	9.959	41	1:41.353	4.317	12	3:07.581	1.198	41	1:37.986	4.524	41	1:37.148	6.453					
22	2:08.774	10.807	5	1:42.063	4.791	2	3:06.727	1.515	5	1:38.083	5.330	2	1:37.442	8.464					
39	2:10.506	12.539	84	1:42.193	5.659	10	3:05.566	1.639	2	1:38.138	5.420	5	1:38.344	9.344					
37	2:10.997	13.030	77	1:42.120	5.809	41	3:05.119	1.859	10	1:38.432	6.621	10	1:37.896	9.983					
23	2:12.206	14.239	9	1:42.314	6.274	5	3:04.828	2.225	9	1:38.601	6.957	22	1:37.370	10.377					
16	2:12.654	14.687	22	1:42.423	6.621	9	3:04.063	2.659	22	1:38.570	7.498	39	1:37.671	11.081					
91	2:13.384	15.417	39	1:42.460	6.873	22	3:03.196	2.789	39	1:39.095	8.220	9	1:38.548	12.087					
31	2:13.988	16.021	37	1:42.561	7.184	39	3:01.529	2.926	37	1:39.507	8.852	37	1:38.305	12.505					
6	2:14.681	16.714	23	1:42.929	7.705	37	3:00.970	3.157	91	1:39.259	9.185	99	1:37.560	12.936					
3	2:15.296	17.329	16	1:43.505	8.577	23	3:00.014	3.373	23	1:39.255	9.857	91	1:38.908	14.004					
99	2:16.795	18.828	91	1:43.042	8.755	91	2:59.258	3.497	99	1:38.921	9.951	12	1:38.184	14.575					
20	2:17.324	19.357	31	1:43.371	9.306	16	2:58.783	3.878	12	1:39.538	10.499	23	1:38.418	15.262					
11	2:17.854	19.887	3	1:43.517	9.846	31	2:58.666	4.263	16	1:39.683	11.354	16	1:38.434	16.365					
26	2:23.881	25.914	99	1:43.443	10.105	99	2:58.041	4.464	3	1:39.592	11.651	3	1:38.863	17.204					
44	2:25.651	27.684	6	1:44.505	10.673	3	2:57.947	4.912	26	1:39.414	12.015	26	1:38.814	17.418					
33	2:42.350	44.383	11	1:43.596	11.099	11	2:57.537	5.206	11	1:40.013	13.397	77	1:38.180	17.855					
8	2:46.491	48.524	20	1:44.233	11.324	26	2:57.239	5.512	31	1:41.336	13.720	11	1:39.384	18.736					
<b>Lap 2</b>																			
48	3:22.352		26	1:43.626	11.488	6	2:57.499	6.160	77	1:39.075	13.879	33	1:38.193	20.033					
27	3:21.372	0.350	44	1:43.588	11.832	20	2:56.410	6.224	20	1:41.426	14.558	31	1:39.794	20.102					
14	3:21.168	0.598	8	1:43.636	12.003	44	2:56.160	6.667	33	1:39.801	15.188	20	1:39.368	21.222					
4	3:21.065	1.027	33	1:43.816	12.302	8	2:56.141	7.179	8	1:40.196	15.468	8	1:38.637	21.516					
12	3:20.706	1.181	<b>Lap 4</b>																
2	3:20.369	1.461	48	1:51.543		44	2:55.448	7.293	44	1:41.551	15.707	6	1:38.787	22.150					
10	3:19.543	1.809	27	1:51.806	1.024	77	2:54.866	7.402	6	1:40.294	16.070	<b>Lap 10</b>							
5	3:18.364	1.942	14	1:51.246	1.399	<b>Lap 6</b>													
41	3:17.805	2.178	4	1:51.080	2.065	48	1:39.475		<b>Lap 8</b>					<b>Lap 10</b>					
84	3:16.949	2.680	12	1:51.066	2.562	27	1:39.767	0.548	48	1:36.770		48	1:36.945						
77	3:16.309	2.903	2	1:51.899	3.733	4	1:41.108	2.632	27	1:37.118	1.267	27	1:36.735	1.615					
9	3:15.567	3.174	10	1:52.596	5.018	41	1:41.656	4.040	4	1:37.286	3.229	4	1:37.102	4.603					
22	3:14.957	3.412	41	1:52.911	5.685	5	1:41.999	4.749	41	1:37.515	5.269	41	1:37.372	6.880					
39	3:13.440	3.627	5	1:53.094	6.342	2	1:42.744	4.784	5	1:37.515	5.269	2	1:37.329	8.848					
37	3:13.159	3.837	9	1:52.810	7.541	10	1:43.527	5.691	5	1:38.404	6.964	5	1:37.735	10.134					
23	3:12.103	3.990	22	1:53.460	8.538	9	1:42.674	5.858	2	1:38.336	6.986	10	1:37.930	10.968					
16	3:11.951	4.286	39	1:55.012	10.342	22	1:43.116	6.430	10	1:38.200	8.051	22	1:37.869	11.301					
91	3:11.862	4.927	37	1:55.491	11.132	39	1:43.176	6.627	22	1:38.243	8.971	39	1:37.561	11.697					
31	3:11.480	5.149	23	1:56.142	12.304	37	1:43.165	6.847	39	1:37.924	9.374	9	1:37.782	12.924					
6	3:11.020	5.382	91	1:55.972	13.184	91	1:43.406	7.428	9	1:39.316	9.503	37	1:37.972	13.532					
3	3:10.566	5.543	16	1:57.006	14.040	23	1:44.206	8.104	37	1:38.082	10.164	99	1:37.881	13.872					
99	3:09.400	5.876	31	1:56.779	14.542	12	1:46.740	8.463	91	1:38.645	11.060	91	1:38.016	15.075					
20	3:09.300	6.305	99	1:56.806	15.368	99	1:43.543	8.532	99	1:38.159	11.340	12	1:37.659	15.289					
11	3:09.182	6.717	3	1:57.607	15.910	16	1:44.770	9.173	12	1:38.626	12.355	23	1:38.302	16.619					
26	3:03.514	7.076	11	1:57.058	16.614	3	1:44.124	9.561	23	1:39.721	12.808	16	1:38.215	17.635					
			26	1:57.273	17.218	31	1:45.098	9.886	16	1:39.311	13.895	26	1:38.304	18.777					
						26	1:44.066	10.103	3	1:39.424	14.305	77	1:39.129	20.039					
									26	1:39.323	14.568	11	1:38.687	20.478					
									11	1:38.689	15.316	33	1:38.171	21.259					

# EURO CUP 3

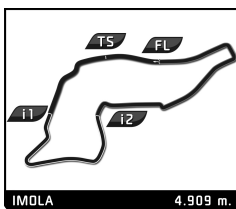


## Eurocup3 ROUND 3 - IMOLA Race 1

### Analysis by lap

Lapped

No	Lap Time	Gap	No	Lap Time	Gap	No	Lap Time	Gap	No	Lap Time	Gap	No	Lap Time	Gap
31	1:39.172	22.329	20	2:08.341	24.731	4	1:37.591	1.275						
3	1:43.491	23.750				41	1:37.796	3.269						
8	1:39.356	23.927	Lap 13			5	1:38.973	4.212						
20	1:39.964	24.241	27	3:08.112		2	1:38.638	4.372						
6	1:39.340	24.545	4	3:08.076	0.483	10	1:39.393	6.878						
Lap 11			41	3:07.033	0.637	22	1:39.612	7.198						
27	1:37.282		2	3:07.249	1.380	9	1:39.339	7.575						
4	1:37.312	3.018	5	3:05.276	1.489	99	1:39.706	8.508						
41	1:37.337	5.320	10	3:04.542	1.588	39	1:40.169	8.839						
2	1:37.060	7.011	22	3:04.038	1.718	12	1:39.896	9.228						
5	1:37.443	8.680	39	3:02.457	1.812	37	1:40.061	9.630						
10	1:37.733	9.804	9	3:02.077	1.940	23	1:40.125	10.287						
22	1:37.665	10.069	99	3:01.695	2.309	91	1:40.329	10.646						
39	1:37.984	10.784	37	3:01.367	2.696	77	1:40.524	11.033						
9	1:38.126	12.153	12	3:00.646	2.933	11	1:40.032	11.463						
99	1:37.874	12.849	91	3:00.213	3.381	16	1:41.255	12.283						
37	1:38.868	13.503	23	2:58.715	3.522	26	1:40.718	12.488						
12	1:37.419	13.811	16	2:58.311	3.762	3	1:39.862	13.110						
91	1:38.338	14.516	26	2:57.971	4.270	31	1:41.376	13.722						
23	1:38.307	16.029	77	2:56.454	4.335	8	1:40.291	14.032						
16	1:38.238	16.976	11	2:55.844	4.622	20	1:40.036	14.049						
26	1:37.831	17.711	33	2:54.297	4.709	6	1:40.591	14.684						
77	1:37.183	18.325	31	2:53.099	5.038	Lap 16								
11	1:38.106	19.687	3	2:51.823	5.105	27	1:37.263							
33	1:38.064	20.426	8	2:50.677	5.345	4	1:37.136	1.148						
31	1:38.431	21.863	6	2:50.113	5.586	41	1:38.355	4.361						
3	1:39.315	24.168	20	2:49.379	5.998	5	1:38.195	5.144						
8	1:39.411	24.441	Lap 14			2	1:38.157	5.266						
6	1:41.151	26.799	27	1:38.115		10	1:38.099	7.714						
20	1:41.899	27.243	4	1:38.778	1.146	22	1:38.184	8.119						
Lap 12			5	1:39.327	2.701	9	1:38.478	8.790						
27	2:10.853		41	1:40.413	2.935	99	1:37.814	9.059						
4	2:08.354	0.519	2	1:39.931	3.196	39	1:38.471	10.047						
41	2:07.249	1.716	10	1:41.474	4.947	12	1:38.686	10.651						
2	2:06.085	2.243	22	1:41.445	5.048	37	1:38.613	10.980						
5	2:06.498	4.325	9	1:41.873	5.698	23	1:39.340	12.364						
10	2:06.207	5.158	39	1:42.435	6.132	11	1:39.421	13.621						
22	2:06.576	5.792	99	1:42.070	6.264	91	1:40.393	13.776						
39	2:07.536	7.467	12	1:41.976	6.794	26	1:38.812	14.037						
9	2:06.675	7.975	37	1:42.450	7.031	16	1:39.866	14.886						
99	2:06.730	8.726	23	1:42.217	7.624	3	1:39.499	15.346						
37	2:06.791	9.441	91	1:42.513	7.779	31	1:39.597	16.056						
12	2:07.441	10.399	77	1:41.751	7.971	8	1:39.416	16.185						
91	2:07.617	11.280	16	1:42.843	8.490	6	1:40.732	18.153						
23	2:07.743	12.919	11	1:42.386	8.893	20	1:41.396	18.182						
16	2:07.440	13.563	26	1:43.077	9.232	77	1:50.286	24.056						
26	2:07.553	14.411	33	1:42.832	9.426									
77	2:08.521	15.993	31	1:42.885	9.808									
11	2:08.056	16.890	3	1:43.720	10.710									
33	2:08.951	18.524	8	1:43.973	11.203									
31	2:09.041	20.051	20	1:43.592	11.475									
3	2:08.079	21.394	6	1:44.084	11.555									
8	2:09.192	22.780	Lap 15											
6	2:07.639	23.585	27	1:37.462										

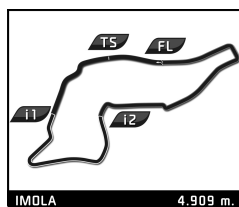


## Eurocup3 ROUND 3 - IMOLA Race 1

### Flag Analysis

Flag	Time
	GREEN FLAG 09:58:49.933
	YELLOW FLAG AT SECTOR 1 09:59:19.450
	SAFETY CAR 09:59:34.199
	GREEN FLAG 10:03:38.982
	YELLOW FLAG AT SECTOR 1 10:06:14.856
	SAFETY CAR 10:06:42.623
	GREEN FLAG 10:10:28.044
	YELLOW FLAG AT SECTOR 2 10:20:30.650
	SAFETY CAR 10:20:55.218
	GREEN FLAG 10:25:31.900
	CHEQUERED FLAG 10:30:47.312

# EURO CUP 3



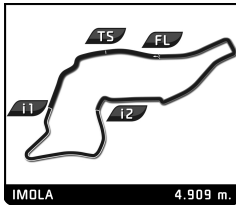
## Eurocup3 ROUND 3 - IMOLA Race 1

### Sector Analysis

Lap under Red Flag    — Invalidated Lap    ■ Personal Best    ■ Session Best    B Crossing the pit lane

Lap	Time	Sector 1	Sector 2	Sector 3	Kph	Elapsed	Lap	Time	Sector 1	Sector 2	Sector 3	Kph	Elapsed
<b>2</b> Kacper SZUKA POL Tecnicar by Amtog Dallara 326							<b>5</b> Patrick HEUZENROEDER AUS Griffin Core by Campos Dallara 326						
1	2:01.411	24.120	35.465	1:01.826	145.6	10:00:51.344	1	2:03.897	25.340	36.555	1:02.002	142.6	10:00:53.830
2	3:20.369	58.509	52.353	1:29.507	88.2	10:04:11.713	2	3:18.364	59.125	51.761	1:27.478	89.1	10:04:12.194
3	1:41.130	22.901	32.390	45.839	174.7	10:05:52.843	3	1:42.063	22.924	32.972	46.167	173.2	10:05:54.257
4	1:51.899	20.918	32.226	58.755	157.9	10:07:44.742	4	1:53.094	20.987	32.407	59.700	156.3	10:07:47.351
5	3:06.727	47.888	53.793	1:25.046	94.6	10:10:51.469	5	3:04.828	48.231	53.807	1:22.790	95.6	10:10:52.179
6	1:42.744	23.902	33.199	45.643	172.0	10:12:34.213	6	1:41.999	23.234	32.805	45.960	173.3	10:12:34.178
7	1:38.138	21.196	31.830	45.112	180.1	10:14:12.351	7	1:38.083	21.093	31.497	45.493	180.2	10:14:12.261
8	1:38.336	21.086	31.698	45.552	179.7	10:15:50.687	8	1:38.404	21.097	31.390	45.917	179.6	10:15:50.665
9	1:37.442	20.973	31.284	45.185	181.4	10:17:28.129	9	1:38.344	21.331	31.484	45.529	179.7	10:17:29.009
10	1:37.329	20.939	31.223	45.167	181.6	10:19:05.458	10	1:37.735	20.991	31.317	45.427	180.8	10:19:06.744
11	1:37.060	20.842	31.091	45.127	182.1	10:20:42.518	11	1:37.443	20.839	31.178	45.426	181.4	10:20:44.187
12	2:06.085	21.235	39.786	1:05.064	140.2	10:22:48.603	12	2:06.498	20.969	40.129	1:05.400	139.7	10:22:50.685
13	3:07.249	38.944	57.779	1:30.526	94.4	10:25:55.852	13	3:05.276	38.320	57.254	1:29.702	95.4	10:25:55.961
14	1:39.931	22.065	32.186	45.680	176.8	10:27:35.783	14	1:39.327	21.615	31.772	45.940	177.9	10:27:35.288
15	1:38.638	21.149	32.120	45.369	179.2	10:29:14.421	15	1:38.973	21.563	31.783	45.627	178.6	10:29:14.261
16	1:38.157	20.909	31.730	45.518	180.0	10:30:52.578	16	1:38.195	20.986	31.586	45.623	180.0	10:30:52.456
<b>3</b> Edouard BORGNA FRA Drivex Dallara 326							<b>6</b> Stylianos KOLOVOS GRC Drivex Dallara 326						
1	2:15.296	28.408	43.367	1:03.521	130.6	10:01:05.229	1	2:14.681	27.739	43.064	1:03.878	131.2	10:01:04.614
2	3:10.566	1:01.665	49.781	1:19.120	92.7	10:04:15.795	2	3:11.020	1:01.544	49.691	1:19.785	92.5	10:04:15.634
3	1:43.517	22.944	33.354	47.219	170.7	10:05:59.312	3	1:44.505	23.356	33.683	47.466	169.1	10:06:00.139
4	1:57.607	21.746	35.958	59.903	150.3	10:07:56.919	4	1:58.476	21.595	37.233	59.648	149.2	10:07:58.615
5	2:57.947	47.526	53.940	1:16.481	99.3	10:10:54.866	5	2:57.499	48.415	53.872	1:15.212	99.6	10:10:56.114
6	1:44.124	22.877	34.078	47.169	169.7	10:12:38.990	6	1:46.593	23.545	35.036	48.012	165.8	10:12:42.707
7	1:39.592	21.170	32.117	46.305	177.4	10:14:18.582	7	1:40.294	21.172	32.500	46.622	176.2	10:14:23.001
8	1:39.424	21.285	32.031	46.108	177.7	10:15:58.006	8	1:40.027	21.048	31.995	46.984	176.7	10:16:03.028
9	1:38.863	21.134	31.824	45.905	178.8	10:17:36.869	9	1:38.787	21.143	31.885	45.759	178.9	10:17:41.815
10	1:43.491	21.579	32.015	49.897	170.8	10:19:20.360	10	1:39.340	21.072	31.878	46.390	177.9	10:19:21.155
11	1:39.315	21.479	31.720	46.116	177.9	10:20:59.675	11	1:41.151	21.839	33.340	45.972	174.7	10:21:02.306
12	2:08.079	25.777	34.815	1:07.487	138.0	10:23:07.754	12	2:07.639	24.332	34.995	1:08.312	138.5	10:23:09.945
13	2:51.823	35.862	56.052	1:19.909	102.9	10:25:59.577	13	2:50.113	35.448	55.639	1:19.026	103.9	10:26:00.058
14	1:43.720	22.914	33.191	47.615	170.4	10:27:43.297	14	1:44.084	22.878	33.265	47.941	169.8	10:27:44.142
15	1:39.862	21.194	32.193	46.475	177.0	10:29:23.159	15	1:40.591	22.028	32.035	46.528	175.7	10:29:24.733
16	1:39.499	21.180	32.158	46.161	177.6	10:31:02.658	16	1:40.732	21.249	32.469	47.014	175.4	10:31:05.465
<b>4</b> Ean EYCKMANS BEL MP Motorsport Dallara 326							<b>8</b> Aiceu FELDMANN BRA MP Motorsport Dallara 326						
1	2:00.281	23.767	34.478	1:02.036	146.9	10:00:50.214	1	2:46.491 B	1:23.527	34.278	48.686	106.1	10:01:36.424
2	3:21.065	57.994	52.652	1:30.419	87.9	10:04:11.279	2	2:41.409	36.073	48.655	1:16.681	109.5	10:04:17.833
3	1:40.715	22.871	31.812	46.032	175.5	10:05:51.994	3	1:43.636	23.010	33.268	47.358	170.5	10:06:01.469
4	1:51.080	21.093	31.258	58.729	159.1	10:07:43.074	4	1:59.523	21.826	37.061	1:00.636	147.9	10:08:00.992
5	3:07.879	48.283	53.934	1:25.662	94.1	10:10:50.953	5	2:56.141	48.220	53.758	1:14.163	100.3	10:10:57.133
6	1:41.108	23.828	31.671	45.609	174.8	10:12:32.061	6	1:45.070	22.935	33.962	48.173	168.2	10:12:42.203
7	1:37.583	21.065	31.180	45.338	181.1	10:14:09.644	7	1:40.196	21.336	32.252	46.608	176.4	10:14:22.399
8	1:37.286	20.921	31.079	45.286	181.7	10:15:46.930	8	1:40.145	20.994	31.724	47.427	176.5	10:16:02.544
9	1:37.181	20.974	31.031	45.176	181.9	10:17:24.111	9	1:38.637	21.076	31.585	45.976	179.2	10:17:41.181
10	1:37.102	21.003	30.982	45.117	182.0	10:19:01.213	10	1:39.356	20.971	31.776	46.609	177.9	10:19:20.537
11	1:37.312	20.976	31.053	45.283	181.6	10:20:38.525	11	1:39.411	22.279	31.577	45.555	177.8	10:20:59.948
12	2:08.354	20.972	42.025	1:05.357	137.7	10:22:46.879	12	2:09.192	25.698	35.137	1:08.357	136.8	10:23:09.140
13	3:08.076	38.498	58.620	1:30.958	94.0	10:25:54.955	13	2:50.677	35.019	56.158	1:19.500	103.5	10:25:59.817
14	1:38.778	21.653	31.691	45.434	178.9	10:27:33.733	14	1:43.973	22.317	33.366	48.290	170.0	10:27:43.790
15	1:37.591	20.975	31.374	45.242	181.1	10:29:11.324	15	1:40.291	21.222	32.119	46.950	176.2	10:29:24.081
16	1:37.136	20.715	31.069	45.352	181.9	10:30:48.460	16	1:39.416	21.294	32.143	45.979	177.8	10:31:03.497

# EURO CUP 3



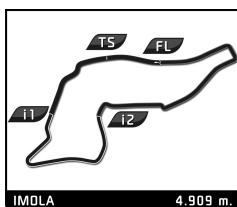
## Eurocup3 ROUND 3 - IMOLA Race 1

### Sector Analysis

Lap under Red Flag    — Invalidated Lap    ■ Personal Best    ■ Session Best    B Crossing the pit lane

Lap	Time	Sector 1	Sector 2	Sector 3	Kph	Elapsed	Lap	Time	Sector 1	Sector 2	Sector 3	Kph	Elapsed		
<b>9</b>	Thomas STRAUVEN						BEL	<b>12</b>	Gianmarco PRADEL						AUS
	Griffin Core by Campos						Dallara 326		MP Motorsport						Dallara 326
1	2:07.926	26.537	38.667	1:02.722	138.1	10:00:57.859	1	2:00.794	23.975	34.879	1:01.940	146.3	10:00:50.727		
2	3:15.567	1:00.040	50.723	1:24.804	90.4	10:04:13.426	2	3:20.706	58.339	52.548	1:29.819	88.1	10:04:11.433		
3	1:42.314	23.031	32.789	46.494	172.7	10:05:55.740	3	1:41.072	22.843	32.248	45.981	174.8	10:05:52.505		
4	1:52.810	21.462	32.190	59.158	156.7	10:07:48.550	4	1:51.066	21.177	31.778	58.111	159.1	10:07:43.571		
5	3:04.063	47.901	53.770	1:22.392	96.0	10:10:52.613	5	3:07.581	48.474	53.635	1:25.472	94.2	10:10:51.152		
6	1:42.674	22.990	33.656	46.028	172.1	10:12:35.287	6	1:46.740	25.807	33.927	47.006	165.6	10:12:37.892		
7	1:38.601	21.060	32.050	45.491	179.2	10:14:13.888	7	1:39.538	21.270	32.189	46.079	177.5	10:14:17.430		
8	1:39.316	20.811	31.878	46.627	177.9	10:15:53.204	8	1:38.626	20.922	32.076	45.628	179.2	10:15:56.056		
9	1:38.548	21.278	31.862	45.408	179.3	10:17:31.752	9	1:38.184	20.776	31.563	45.845	180.0	10:17:34.240		
10	1:37.782	20.798	31.427	45.557	180.7	10:19:09.534	10	1:37.659	20.921	31.454	45.284	181.0	10:19:11.899		
11	1:38.126	20.884	31.547	45.695	180.1	10:20:47.660	11	1:37.419	20.586	31.369	45.464	181.4	10:20:49.318		
12	2:06.675	22.360	39.196	1:05.119	139.5	10:22:54.335	12	2:07.441	23.911	38.390	1:05.140	138.7	10:22:56.759		
13	3:02.077	38.436	57.077	1:26.564	97.1	10:25:56.412	13	3:00.646	38.355	56.875	1:25.416	97.8	10:25:57.405		
14	1:41.873	22.791	33.154	45.928	173.5	10:27:38.285	14	1:41.976	22.125	33.440	46.411	173.3	10:27:39.381		
15	1:39.339	21.000	32.555	45.784	177.9	10:29:17.624	15	1:39.896	21.266	32.746	45.884	176.9	10:29:19.277		
16	1:38.478	20.798	32.001	45.679	179.5	10:30:56.102	16	1:38.686	20.949	31.942	45.795	179.1	10:30:57.963		
<b>10</b>	Enzo TARNVANICHKUL						THA	<b>14</b>	Keanu AL AZHARI						ARE
	Griffin Core by Campos						Dallara 326		Hitech						Dallara 326
1	2:02.585	24.904	35.878	1:01.803	144.2	10:00:52.518	1	1:59.749	23.182	34.515	1:02.052	147.6	10:00:49.682		
2	3:19.543	58.714	52.184	1:28.645	88.6	10:04:12.061	2	3:21.168	57.720	52.827	1:30.621	87.8	10:04:10.850		
3	1:41.370	22.881	32.499	45.990	174.3	10:05:53.431	3	1:40.312	22.808	31.785	45.719	176.2	10:05:51.162		
4	1:52.596	20.864	32.249	59.483	157.0	10:07:46.027	4	1:51.246	20.926	31.221	59.099	158.9	10:07:42.408		
5	3:05.566	47.497	53.796	1:24.273	95.2	10:10:51.593	5	3:08.380	48.231	54.060	1:26.089	93.8	10:10:50.788		
6	1:43.527	23.916	33.488	46.123	170.7	10:12:35.120									
7	1:38.432	21.096	31.687	45.649	179.5	10:14:13.552									
8	1:38.200	20.878	31.744	45.578	180.0	10:15:51.752									
9	1:37.896	20.931	31.628	45.337	180.5	10:17:29.648									
10	1:37.930	20.863	31.550	45.517	180.5	10:19:07.578									
11	1:37.733	20.868	31.379	45.486	180.8	10:20:45.311									
12	2:06.207	20.964	39.496	1:05.747	140.0	10:22:51.518									
13	3:04.542	38.385	56.833	1:29.324	95.8	10:25:56.060									
14	1:41.474	22.810	32.658	46.006	174.2	10:27:37.534									
15	1:39.393	21.253	32.493	45.647	177.8	10:29:16.927									
16	1:38.099	21.055	31.495	45.549	180.1	10:30:55.026									
<b>11</b>	Juan COTA						ESP	<b>16</b>	Bianca BUSTAMANTE						PHL
	TC Racing						Dallara 326		Palou Motorsport						Dallara 326
1	2:17.854	30.203	45.919	1:01.732	128.2	10:01:07.787	1	2:12.654	27.186	41.533	1:03.935	133.2	10:01:02.587		
2	3:09.182	1:02.144	49.145	1:17.893	93.4	10:04:16.969	2	3:11.951	1:01.321	49.777	1:20.853	92.1	10:04:14.538		
3	1:43.596	22.791	33.602	47.203	170.6	10:06:00.565	3	1:43.505	23.083	33.630	46.792	170.7	10:05:58.043		
4	1:57.058	21.298	35.752	1:00.008	151.0	10:07:57.623	4	1:57.006	22.656	33.150	1:01.200	151.0	10:07:55.049		
5	2:57.537	47.981	54.124	1:15.432	99.5	10:10:55.160	5	2:58.783	46.320	54.318	1:18.145	98.8	10:10:53.832		
6	1:45.155	23.108	34.864	47.183	168.1	10:12:40.315	6	1:44.770	23.384	34.387	46.999	168.7	10:12:38.602		
7	1:40.013	21.289	32.355	46.369	176.7	10:14:20.328	7	1:39.683	21.138	32.206	46.339	177.3	10:14:18.285		
8	1:38.689	20.969	31.608	46.112	179.1	10:15:59.017	8	1:39.311	21.245	31.945	46.121	178.0	10:15:57.596		
9	1:39.384	20.899	32.499	45.986	177.8	10:17:38.401	9	1:38.434	20.983	31.614	45.837	179.5	10:17:36.030		
10	1:38.687	20.845	31.979	45.863	179.1	10:19:17.088	10	1:38.215	21.047	31.467	45.701	179.9	10:19:14.245		
11	1:38.106	20.760	31.720	45.626	180.1	10:20:55.194	11	1:38.238	21.010	31.352	45.876	179.9	10:20:52.483		
12	2:08.056	23.752	38.708	1:05.596	138.0	10:23:03.250	12	2:07.440	23.565	37.766	1:06.109	138.7	10:22:59.923		
13	2:55.844	37.151	56.565	1:22.128	100.5	10:25:59.094	13	2:58.311	37.218	57.254	1:23.839	99.1	10:25:58.234		
14	1:42.386	21.981	33.615	46.790	172.6	10:27:41.480	14	1:42.843	21.996	34.139	46.708	171.8	10:27:41.077		
15	1:40.032	21.046	32.489	46.497	176.7	10:29:21.512	15	1:41.255	21.175	33.295	46.785	174.5	10:29:22.332		
16	1:39.421	20.950	32.062	46.409	177.8	10:31:00.933	16	1:39.866	21.449	32.120	46.297	177.0	10:31:02.198		
<b>20</b>	Benjamin BECKLEY						CRI								
	Tecnicar by Amtog						Dallara 326								
1	2:17.324	29.505	45.405	1:02.414	128.7	10:01:07.257									
2	3:09.300	1:01.946	49.186	1:18.168	93.4	10:04:16.557									
3	1:44.233	22.965	33.564	47.704	169.5	10:06:00.790									
4	1:58.978	22.131	36.558	1:00.289	148.5	10:07:59.768									
5	2:56.410	48.172	53.862	1:14.376	100.2	10:10:56.178									
6	1:43.885	22.862	33.726	47.297	170.1	10:12:40.063									
7	1:41.426	21.938	32.293	47.195	174.2	10:14:21.489									
8	1:40.030	20.934	32.015	47.081	176.7	10:16:01.519									

# EURO CUP 3



## Eurocup3 ROUND 3 - IMOLA Race 1

### Sector Analysis

Lap under Red Flag    — Invalidated Lap    ■ Personal Best    ■ Session Best    B Crossing the pit lane

Lap	Time	Sector 1	Sector 2	Sector 3	Kph	Elapsed	Lap	Time	Sector 1	Sector 2	Sector 3	Kph	Elapsed
9	1:39.368	21.503	31.900	45.965	177.8	10:17:40.887	9	1:38.814	20.917	32.288	45.609	178.8	10:17:37.083
10	1:39.964	21.012	31.670	47.282	176.8	10:19:20.851	10	1:38.304	21.267	31.524	45.513	179.8	10:19:15.387
11	1:41.899	22.018	33.737	46.144	173.4	10:21:02.750	11	1:37.831	20.975	31.366	45.490	180.6	10:20:53.218
12	2:08.341	25.017	34.903	1:08.421	137.7	10:23:11.091	12	2:07.553	23.819	37.486	1:06.248	138.5	10:23:00.771
13	2:49.379	35.050	55.836	1:18.493	104.3	10:26:00.470	13	2:57.971	37.007	57.676	1:23.288	99.3	10:25:58.742
14	1:43.592	22.282	33.146	48.164	170.6	10:27:44.062	14	1:43.077	21.984	33.950	47.143	171.4	10:27:41.819
15	1:40.036	21.951	31.834	46.251	176.7	10:29:24.098	15	1:40.718	21.068	32.789	46.861	175.5	10:29:22.537
16	1:41.396	21.403	32.663	47.330	174.3	10:31:05.494	16	1:38.812	21.146	31.649	46.017	178.8	10:31:01.349

22 Nacho TUÑON		ESP				
Tecnicar by Amtog		Dallara 326				
1	2:08.774	26.712	39.090	1:02.972	137.2	10:00:58.707
2	3:14.957	59.755	50.605	1:24.597	90.6	10:04:13.664
3	1:42.423	23.101	32.679	46.643	172.5	10:05:56.087
4	1:53.460	21.580	32.143	59.737	155.8	10:07:49.547
5	3:03.196	47.537	53.811	1:21.848	96.5	10:10:52.743
6	1:43.116	23.526	33.191	46.399	171.4	10:12:35.859
7	1:38.570	21.529	31.726	45.315	179.3	10:14:14.429
8	1:38.243	20.948	31.565	45.730	179.9	10:15:52.672
9	1:37.370	20.991	31.226	45.153	181.5	10:17:30.042
10	1:37.869	20.769	31.630	45.470	180.6	10:19:07.911
11	1:37.665	20.824	31.612	45.229	180.9	10:20:45.576
12	2:06.576	21.030	39.822	1:05.724	139.6	10:22:52.152
13	3:04.038	38.691	56.596	1:28.751	96.0	10:25:56.190
14	1:41.445	22.676	33.049	45.720	174.2	10:27:37.635
15	1:39.612	21.190	32.813	45.609	177.4	10:29:17.247
16	1:38.184	21.055	31.773	45.356	180.0	10:30:55.431

23 Stefan BOSTANDJIEV		BGR				
Hitech		Dallara 326				
1	2:12.206	26.997	40.982	1:04.227	133.7	10:01:02.139
2	3:12.103	1:01.256	49.520	1:21.327	92.0	10:04:14.242
3	1:42.929	23.187	33.021	46.721	171.7	10:05:57.171
4	1:56.142	22.148	33.083	1:00.911	152.2	10:07:53.313
5	3:00.014	46.951	54.271	1:18.792	98.2	10:10:53.327
6	1:44.206	23.699	33.717	46.790	169.6	10:12:37.533
7	1:39.255	20.921	32.052	46.282	178.1	10:14:16.788
8	1:39.721	21.156	32.095	46.470	177.2	10:15:56.509
9	1:38.418	20.844	32.050	45.524	179.6	10:17:34.927
10	1:38.302	20.963	31.554	45.785	179.8	10:19:13.229
11	1:38.307	20.922	31.568	45.817	179.8	10:20:51.536
12	2:07.743	23.396	37.780	1:06.567	138.3	10:22:59.279
13	2:58.715	37.096	57.207	1:24.412	98.9	10:25:57.994
14	1:42.217	21.838	33.843	46.536	172.9	10:27:40.211
15	1:40.125	21.276	32.453	46.396	176.5	10:29:20.336
16	1:39.340	21.107	31.841	46.392	177.9	10:30:59.676

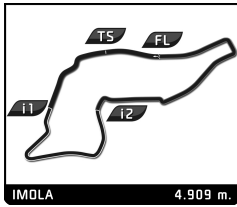
26 Tommy HARFIELD		GBR				
Double R		Dallara 326				
1	2:23.881	35.126	42.574	1:06.181	122.8	10:01:13.814
2	3:03.514	56.878	49.137	1:17.499	96.3	10:04:17.328
3	1:43.626	22.624	33.676	47.326	170.5	10:06:00.954
4	1:57.273	21.492	35.858	59.923	150.7	10:07:58.227
5	2:57.239	48.148	53.962	1:15.129	99.7	10:10:55.466
6	1:44.066	23.019	34.053	46.994	169.8	10:12:39.532
7	1:39.414	21.373	32.135	45.906	177.8	10:14:18.946
8	1:39.323	21.042	32.146	46.135	177.9	10:15:58.269

27 Heitor DALL'AGNOL		BRA				
Palou Motorsport		Dallara 326				
1	1:59.297	22.953	34.380	1:01.964	148.1	10:00:49.230
2	3:21.372	57.577	52.812	1:30.983	87.8	10:04:10.602
3	1:39.625	22.597	31.614	45.414	177.4	10:05:50.227
4	1:51.806	21.067	31.372	59.367	158.1	10:07:42.033
5	3:08.177	47.771	54.270	1:26.136	93.9	10:10:50.210
6	1:39.767	22.463	31.892	45.412	177.1	10:12:29.977
7	1:37.873	21.041	31.554	45.278	180.6	10:14:07.850
8	1:37.118	20.871	31.115	45.132	182.0	10:15:44.968
9	1:36.522	20.743	30.860	44.919	183.1	10:17:21.490
10	1:36.735	20.815	30.943	44.977	182.7	10:18:58.225
11	1:37.282	20.781	31.139	45.362	181.7	10:20:35.507
12	2:10.853	20.812	44.592	1:05.449	135.1	10:22:46.360
13	3:08.112	38.216	58.874	1:31.022	93.9	10:25:54.472
14	1:38.115	21.448	31.421	45.246	180.1	10:27:32.587
15	1:37.462	20.939	31.237	45.286	181.3	10:29:10.049
16	1:37.263	20.697	31.336	45.230	181.7	10:30:47.312

31 Renzo BARBUY		ARG				
TC Racing		Dallara 326				
1	2:13.988	27.891	42.394	1:03.703	131.9	10:01:03.921
2	3:11.480	1:01.597	49.552	1:20.331	92.3	10:04:15.401
3	1:43.371	22.795	33.590	46.986	171.0	10:05:58.772
4	1:56.779	22.126	34.080	1:00.573	151.3	10:07:55.551
5	2:58.666	47.567	53.580	1:17.519	98.9	10:10:54.217
6	1:45.098	23.325	34.789	46.984	168.2	10:12:39.315
7	1:41.336	21.538	32.717	47.081	174.4	10:14:20.651
8	1:39.322	21.184	31.743	46.395	177.9	10:15:59.973
9	1:39.794	21.027	31.909	46.858	177.1	10:17:39.767
10	1:39.172	21.182	31.847	46.143	178.2	10:19:18.939
11	1:38.431	20.941	31.720	45.770	179.5	10:20:57.370
12	2:09.041	23.550	38.108	1:07.383	137.0	10:23:06.411
13	2:53.099	36.188	56.279	1:20.632	102.1	10:25:59.510
14	1:42.885	22.270	33.561	47.054	171.8	10:27:42.395
15	1:41.376	21.251	32.525	47.600	174.3	10:29:23.771
16	1:39.597	21.495	31.941	46.161	177.4	10:31:03.368

33 Rafael PERARD		FRA				
Palou Motorsport		Dallara 326				
1	2:42.350	26.587	50.336	1:25.427	108.9	10:01:32.283
2	2:45.669	1:02.491	34.067	1:09.111	106.7	10:04:17.952
3	1:43.816	22.986	33.488	47.342	170.2	10:06:01.768
4	2:00.031	21.669	37.657	1:00.705	147.2	10:08:01.799
5	2:55.448	48.212	53.864	1:13.372	100.7	10:10:57.247
6	1:45.071	22.587	33.623	48.861	168.2	10:12:42.318
7	1:39.801	21.049	32.041	46.711	177.1	10:14:22.119
8	1:39.386	20.806	31.730	46.850	177.8	10:16:01.505

# EURO CUP 3



## Eurocup3 ROUND 3 - IMOLA Race 1

### Sector Analysis

Lap under Red Flag    — Invalidated Lap    ■ Personal Best    ■ Session Best    B Crossing the pit lane

Lap	Time	Sector 1	Sector 2	Sector 3	Kph	Elapsed	Lap	Time	Sector 1	Sector 2	Sector 3	Kph	Elapsed
9	1:38.193	21.134	<b>31.520</b>	<b>45.539</b>	180.0	10:17:39.698	11	1:37.337	20.878	<b>31.131</b>	45.328	181.6	10:20:40.827
10	1:38.171	20.744	31.662	45.765	180.0	10:19:17.869	12	2:07.249	21.004	40.470	1:05.775	138.9	10:22:48.076
11	<b>1:38.064</b>	<b>20.705</b>	31.653	45.706	180.2	10:20:55.933	13	3:07.033	38.661	58.022	1:30.350	94.5	10:25:55.109
12	2:08.951	23.759	38.829	1:06.363	137.0	10:23:04.884	14	1:40.413	22.575	32.160	45.678	176.0	10:27:35.522
13	2:54.297	35.993	57.260	1:21.044	101.4	10:25:59.181	15	1:37.796	21.160	31.409	45.227	180.7	10:29:13.318
14	<u>1:42.832</u>	22.031	33.709	<u>47.092</u>	171.9	10:27:42.013	16	1:38.355	21.007	31.598	45.750	179.7	10:30:51.673

37		Filippo FIORENTINO		BRA		
Drivex				Dallara 326		
1	2:10.997	26.721	40.476	1:03.800	134.9	10:01:00.930
2	3:13.159	1:00.844	50.203	1:22.112	91.5	10:04:14.089
3	1:42.561	23.040	32.957	46.564	172.3	10:05:56.650
4	1:55.491	22.533	32.119	1:00.839	153.0	10:07:52.141
5	3:00.970	47.348	54.200	1:19.422	97.7	10:10:53.111
6	1:43.165	23.502	33.370	46.293	171.3	10:12:36.276
7	1:39.507	21.429	32.198	45.880	177.6	10:14:15.783
8	1:38.082	21.033	31.499	<b>45.550</b>	180.2	10:15:53.865
9	1:38.305	21.072	31.625	45.608	179.8	10:17:32.170
10	<b>1:37.972</b>	20.932	31.462	45.578	180.4	10:19:10.142
11	1:38.868	<b>20.853</b>	<b>31.432</b>	46.583	178.7	10:20:49.010
12	2:06.791	23.238	38.869	1:04.684	139.4	10:22:55.801
13	3:01.367	38.317	57.155	1:25.895	97.4	10:25:57.168
14	1:42.450	22.136	33.845	46.469	172.5	10:27:39.618
15	1:40.061	21.100	32.933	46.028	176.6	10:29:19.679
16	1:38.613	20.886	31.983	45.744	179.2	10:30:58.292

39		Santino PANETTA		ARG		
Hitech				Dallara 326		
1	2:10.506	26.812	39.833	1:03.861	135.4	10:01:00.439
2	3:13.440	1:00.347	50.585	1:22.508	91.4	10:04:13.879
3	1:42.460	23.008	32.800	46.652	172.5	10:05:56.339
4	1:55.012	21.673	32.501	1:00.838	153.7	10:07:51.351
5	3:01.529	47.321	54.401	1:19.807	97.4	10:10:52.880
6	1:43.176	23.482	33.362	46.332	171.3	10:12:36.056
7	1:39.095	21.466	32.035	45.594	178.3	10:14:15.151
8	1:37.924	20.812	31.607	45.505	180.5	10:15:53.075
9	1:37.671	21.076	<b>31.378</b>	<b>45.217</b>	180.9	10:17:30.746
10	<b>1:37.561</b>	<b>20.737</b>	31.466	45.358	181.1	10:19:08.307
11	1:37.984	20.742	31.711	45.531	180.4	10:20:46.291
12	2:07.536	21.459	40.733	1:05.344	138.6	10:22:53.827
13	3:02.457	38.069	56.970	1:27.418	96.9	10:25:56.284
14	1:42.435	22.824	33.354	46.257	172.5	10:27:38.719
15	1:40.169	21.514	32.878	45.777	176.4	10:29:18.888
16	1:38.471	20.874	31.956	45.641	179.5	10:30:57.359

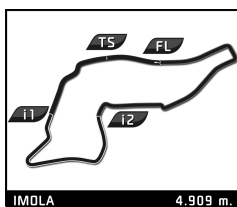
41		Alex POWELL		USA		
Griffin Core by Campos				Dallara 326		
1	2:04.692	25.554	37.036	1:02.102	141.7	10:00:54.625
2	3:17.805	59.278	51.529	1:26.998	89.3	10:04:12.430
3	1:41.353	22.830	32.520	46.003	174.4	10:05:53.783
4	1:52.911	20.987	32.322	59.602	156.5	10:07:46.694
5	3:05.119	47.965	53.684	1:23.470	95.5	10:10:51.813
6	1:41.656	23.305	32.756	45.595	173.8	10:12:33.469
7	1:37.986	20.927	31.524	45.535	180.4	10:14:11.455
8	1:37.515	20.911	31.213	45.391	181.2	10:15:48.970
9	<b>1:37.148</b>	<b>20.872</b>	31.136	<b>45.140</b>	181.9	10:17:26.118
10	1:37.372	20.908	31.254	45.210	181.5	10:19:03.490

44		Rayan CARETTI		FRA		
GRS				Dallara 326		
1	2:25.651	35.916	43.184	1:06.551	121.3	10:01:15.584
2	3:02.126	55.983	48.770	1:17.373	97.0	10:04:17.710
3	1:43.588	22.734	33.394	47.460	170.6	10:06:01.298
4	1:59.163	21.859	36.769	1:00.535	148.3	10:08:00.461
5	2:56.160	48.034	53.705	1:14.421	100.3	10:10:56.621
6	1:44.466	23.107	33.959	47.400	169.2	10:12:41.087
7	1:41.551	21.119	32.747	47.685	174.0	10:14:22.638
8	<b>1:40.235</b>	21.019	<b>31.916</b>	<b>47.300</b>	176.3	10:16:02.873

48		James EGOZI		USA		
Palou Motorsport				Dallara 326		
1	1:57.967	22.595	32.884	1:02.488	149.8	10:00:47.900
2	3:22.352	57.315	53.578	1:31.459	87.3	10:04:10.252
3	1:39.214	22.451	31.395	45.368	178.1	10:05:49.466
4	1:51.543	21.043	31.483	59.017	158.4	10:07:41.009
5	3:08.945	47.400	54.531	1:27.014	93.5	10:10:49.954
6	1:39.475	22.509	31.488	45.478	177.7	10:12:29.429
7	1:37.502	21.097	31.216	45.189	181.3	10:14:06.931
8	1:36.770	20.941	31.008	44.821	182.6	10:15:43.701
9	<b>1:35.964</b>	<b>20.662</b>	<b>30.818</b>	<b>44.484</b>	184.2	10:17:19.665
10	1:36.945	20.904	31.089	44.952	182.3	10:18:56.610

77		Bart HARRISON		GBR		
Double R				Dallara 326		
1	2:06.913	26.406	37.689	1:02.818	139.2	10:00:56.846
2	3:16.309	59.756	50.899	1:25.654	90.0	10:04:13.155
3	1:42.120	23.137	32.531	46.452	173.1	10:05:55.275
4	2:07.215	33.670	34.119	59.426	138.9	10:08:02.490
5	2:54.866	48.615	53.917	1:12.334	101.1	10:10:57.356
6	1:44.379	22.825	33.988	47.566	169.3	10:12:41.735
7	1:39.075	20.823	31.920	46.332	178.4	10:14:20.810
8	1:38.530	21.212	31.785	45.533	179.4	10:15:59.340
9	1:38.180	20.929	31.639	45.612	180.0	10:17:37.520
10	1:39.129	21.119	31.978	46.032	178.3	10:19:16.649
11	<b>1:37.183</b>	<b>20.738</b>	<b>31.253</b>	<b>45.192</b>	181.8	10:20:53.832
12	2:08.521	24.152	37.620	1:06.749	137.5	10:23:02.353
13	2:56.454	36.828	57.059	1:22.567	100.2	10:25:58.807
14	1:41.751	21.672	33.552	46.527	173.7	10:27:40.558
15	<u>1:40.524</u>	21.277	32.621	<u>46.626</u>	175.8	10:29:21.082
16	<u>1:50.286</u>	20.970	32.071	<u>57.245</u>	160.2	10:31:11.368

84		Genaro TRAPPA		ARG		
Hitech				Dallara 326		
1	2:06.050	25.775	37.498	1:02.777	140.2	10:00:55.983
2	3:16.949	59.721	51.294	1:25.934	89.7	10:04:12.932
3	<b>1:42.193</b>	<b>22.944</b>	<b>32.708</b>	<b>46.541</b>	172.9	10:05:55.125



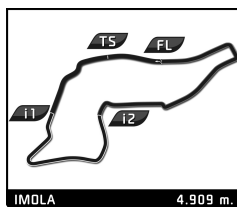
## Eurocup3 ROUND 3 - IMOLA Race 1

### Sector Analysis

■ Lap under Red Flag   
 ■ Invalidated Lap   
 ■ Personal Best   
 ■ Session Best   
 ■ Crossing the pit lane

Lap	Time	Sector 1	Sector 2	Sector 3	Kph	Elapsed	Lap	Time	Sector 1	Sector 2	Sector 3	Kph	Elapsed
<b>91</b> Lorenzo CAMPOS							AGO						
Double R							Dallara 326						
1	2:13.384	27.357	41.840	1:04.187	132.5	10:01:03.317							
2	3:11.862	1:01.423	49.513	1:20.926	92.1	10:04:15.179							
3	1:43.042	22.742	33.502	46.798	171.5	10:05:58.221							
4	1:55.972	22.158	32.544	1:01.270	152.4	10:07:54.193							
5	2:59.258	46.591	54.309	1:18.358	98.6	10:10:53.451							
6	1:43.406	23.293	33.446	46.667	170.9	10:12:36.857							
7	1:39.259	21.115	32.237	45.907	178.0	10:14:16.116							
8	1:38.645	21.098	31.804	45.743	179.2	10:15:54.761							
9	1:38.908	21.384	31.794	45.730	178.7	10:17:33.669							
10	<span style="background-color: green;">1:38.016</span>	<span style="background-color: green;">20.931</span>	<span style="background-color: green;">31.566</span>	<span style="background-color: green;">45.519</span>	180.3	10:19:11.685							
11	1:38.338	21.045	31.627	45.666	179.7	10:20:50.023							
12	2:07.617	23.686	38.438	1:05.493	138.5	10:22:57.640							
13	3:00.213	37.800	57.067	1:25.346	98.1	10:25:57.853							
14	1:42.513	22.204	33.820	46.489	172.4	10:27:40.366							
15	1:40.329	21.152	32.721	46.456	176.1	10:29:20.695							
16	1:40.393	21.029	31.925	47.439	176.0	10:31:01.088							
<b>99</b> René LAMMERS							NLD						
MP Motorsport							Dallara 326						
1	2:16.795	28.930	44.967	1:02.898	129.2	10:01:06.728							
2	3:09.400	1:01.157	49.688	1:18.555	93.3	10:04:16.128							
3	1:43.443	22.968	33.314	47.161	170.8	10:05:59.571							
4	1:56.806	21.542	34.865	1:00.399	151.3	10:07:56.377							
5	2:58.041	47.500	53.771	1:16.770	99.3	10:10:54.418							
6	1:43.543	22.986	33.743	46.814	170.7	10:12:37.961							
7	1:38.921	20.974	31.989	45.958	178.7	10:14:16.882							
8	1:38.159	20.864	31.739	45.556	180.0	10:15:55.041							
9	<span style="background-color: green;">1:37.560</span>	20.964	<span style="background-color: green;">31.367</span>	<span style="background-color: green;">45.229</span>	181.1	10:17:32.601							
10	1:37.881	20.866	31.520	45.495	180.5	10:19:10.482							
11	1:37.874	<span style="background-color: green;">20.824</span>	31.543	45.507	180.6	10:20:48.356							
12	2:06.730	22.765	38.795	1:05.170	139.4	10:22:55.086							
13	3:01.695	38.526	57.008	1:26.161	97.3	10:25:56.781							
14	1:42.070	22.418	33.540	46.112	173.1	10:27:38.851							
15	1:39.706	21.435	32.468	45.803	177.2	10:29:18.557							
16	1:37.814	21.062	31.443	45.309	180.7	10:30:56.371							

# EURO CUP 3



## Eurocup3 ROUND 3 - IMOLA Race 1

### Track Limits Analysis

No	Driver	Team	T.L. Nr	Camera	Lap	Time	Total Infractions:
2	Kacper SZTUKA	Tecnicar by Amtog	1	Turn 14	3	10:05:20.946	<input type="text" value="1"/>
4	Ean EYCKMANS	MP Motorsport	1	Turn 14	3	10:05:19.952	<input type="text" value="1"/>
8	Alceu FELDMANN	MP Motorsport	1	Turn 15	14	10:27:13.806	<input type="text" value="1"/>
9	Thomas STRAUVEN	Griffin Core by Campos	1	Turn 19	8	10:15:42.363	<input type="text" value="1"/>
10	Enzo TARNVANICHKUL	Griffin Core by Campos	1	Turn 14	8	10:15:20.010	<input type="text" value="1"/>
20	Benjamin BECKLEY	Tecnicar by Amtog	1	Turn 19	8	10:15:50.837	<input type="text" value="1"/>
22	Nacho TUÑON	Tecnicar by Amtog	1	Turn 14	8	10:15:20.733	<input type="text" value="2"/>
22	Nacho TUÑON	Tecnicar by Amtog	2	Turn 14	10	10:18:35.859	
27	Heitor DALL'AGNOL	Palou Motorsport	1	Turn 14	3	10:05:18.498	<input type="text" value="2"/>
27	Heitor DALL'AGNOL	Palou Motorsport	2	Turn 14	6	10:11:57.800	
33	Rafael PERARD	Palou Motorsport	1	Turn 14	14	10:27:09.646	<input type="text" value="2"/>
33	Rafael PERARD	Palou Motorsport	2	Turn 11	15	10:28:36.532	
77	Bart HARRISON	Double R	1	Turn 11	15	10:28:35.741	<input type="text" value="2"/>
77	Bart HARRISON	Double R	2	Turn 14	16	10:30:28.083	

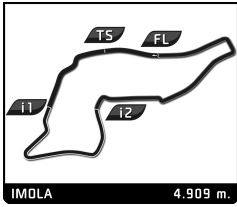
TOTAL TRACK LIMITS: 14

Published at: .....10:35.....

Track Limits Operator:

Daphne FERNÁNDEZ  
OD-1537-ESP-CAT

# EURO CUP 3



## Eurocup3 ROUND 3 - IMOLA Race 1

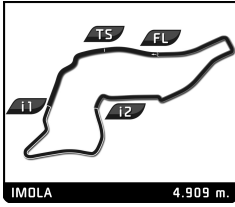
### Provisional Race Director Report

Hour	Flag	Message
09:40:16		E3 R1 - PIT LANE WILL BE OPEN AT 9:45
09:45:00		PIT LANE OPEN
09:50:08		STARTING PROCEDURE UNDER INVESTIGATION - CAR #70
09:50:11		5 MINUTES BOARD - PIT LANE CLOSED
09:52:01		3 MINUTES BOARD
09:54:01		1 MINUTE BOARD
09:54:42		CARS #26 #16 - ENGINE STARTED BEFORE 1' BOARD NOTED
09:54:46		15 SECONDS BOARD
09:55:09		GREEN FLAG - FORMATION LAP
09:59:19	YF	YELLOW FLAG AT TURN 2-4
09:59:34	SF	SAFETY CAR
09:59:57		STARTING PROCEDURE UNDER INVESTIGATION
10:00:52		FOLLOWING SC IN T4 KEEP ON THE RHS
10:01:59		INCIDENT INVOLVING CAR #7 ON T4 NOTED
10:03:10		SAFETY CAR IN THIS LAP
10:03:38	GF	GREEN FLAG
10:04:23		SC PROCEDURE UNDER INVESTIGATION
10:06:14	YF	YELLOW FLAG AT TURN 2-4
10:06:23	YF	DOUBLE YELLOW AT TURN 2-4
10:06:42	SF	SAFETY CAR
10:07:11		INCIDENT INVOLVING CARS #84 #77 ON T3 NOTED
10:07:29		FOLLOWING SC IN T4 KEEP ON THE RHS
10:09:45		SAFETY CAR IN THIS LAP
10:10:28	GF	GREEN FLAG
10:11:01		SC PROCEDURE UNDER INVESTIGATION
10:12:42		SC PROCEDURE AFTER INVESTIGATION - NFA
10:13:02		INCIDENT INVOLVING CAR #14 ON T4 NOTED
10:20:06		INCIDENT INVOLVING CAR #3 ON T15 NOTED
10:20:30	YF	YELLOW FLAG AT TURN 13.1
10:20:55	SF	SAFETY CAR
10:21:39		APPROACHING T14 KEEP ON THE RHS
10:23:41		CAR #48 STOPPED AT PIT ENTRY
10:24:03		MARSHALS ON TRACK
10:24:56		SAFETY CAR IN THIS LAP
10:25:21		PIT ENTRANCE BLOCKED
10:25:31	GF	GREEN FLAG
10:26:22		SC PROCEDURE UNDER INVESTIGATION
10:27:42		SC PROCEDURE - P2P DURING SC - CAR #22
10:30:48		CHEQUERED FLAG
10:30:58		TRACK LIMITS SYSTEM OPERATING - RESULTS MAY CHANGE
10:31:36		TOP 3 OVERALL PROCEED TO THE PODIUM AREA - CARS #27 #4 #41
10:32:28		CARS & DRIVERS #27 #4 #41 #37 STAY ON PARC FERME FOR POSTERIOR SCRUTINEERING

Published at: ...10:35.....

<b>Race Director:</b> Luis GONZÁLEZ 	<b>Timekeeper:</b> Alberto ESTÉBANEZ 
-------------------------------------------------------------------------------------------------------------------------------	----------------------------------------------------------------------------------------------------------------------------------

# EURO CUP 3

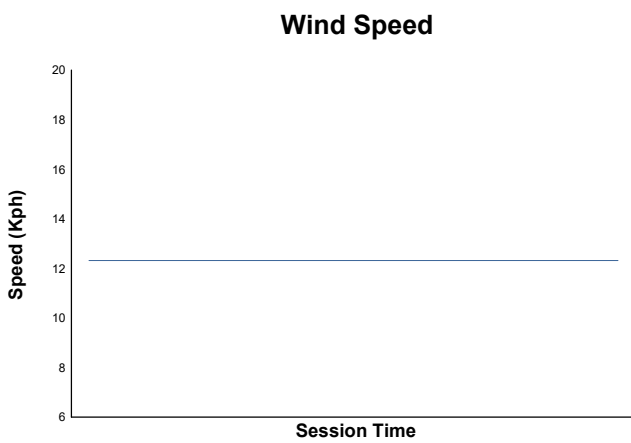
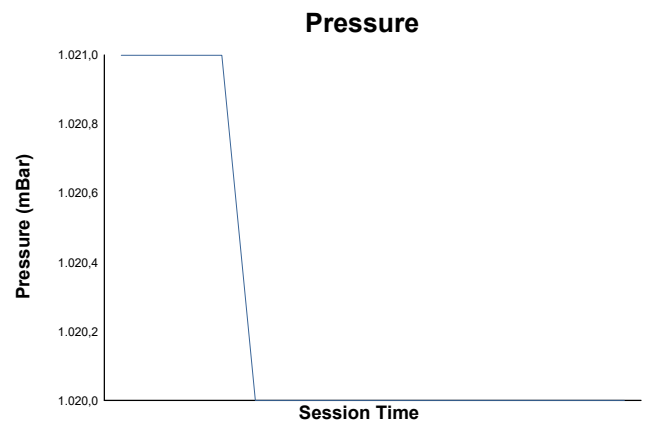
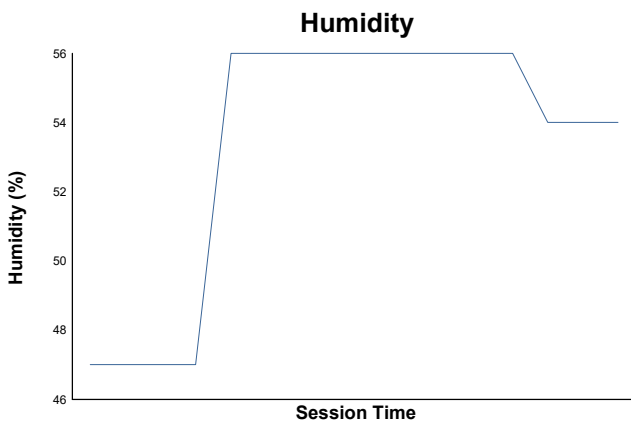
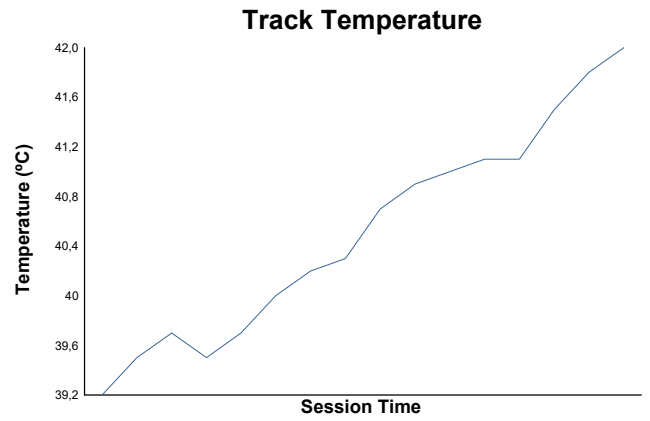
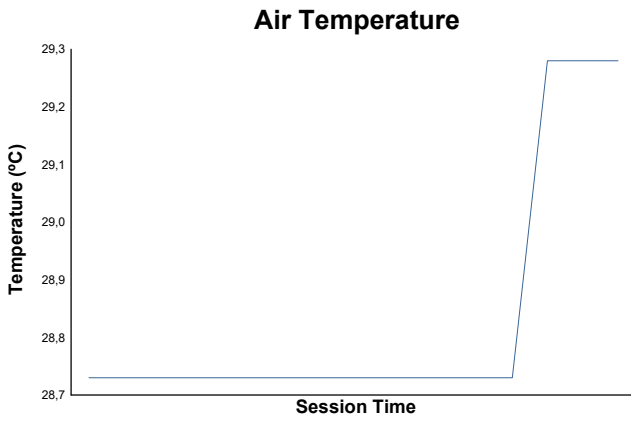


## ROUND 3 - IMOLA

Eurocup3

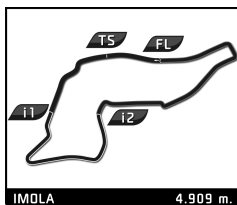
Race 1

### Weather Report



Track Status: **DRY**

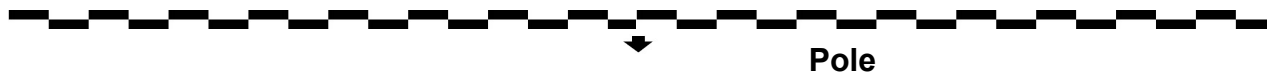
# EURO CUP 3



## Eurocup3 ROUND 3 - IMOLA Sprint Race (20 Minutes +1 Lap)

### Final Starting Grid

1:42.652 <b>René LAMMERS</b>	MP Motorsport	99	- 15 -	20	Tecnicar by Amtog	1:38.722 <b>Benjamin BECKLEY</b>
1:38.212 <b>Edouard BORGNA</b>	Drivex	3	- 14 -	70	GRS	1:37.759 <b>Yani STEVENHEYDENS</b>
1:37.749 <b>Rayan CARETTI</b>	GRS	44	- 13 -	31	TC Racing	1:37.728 <b>Renzo BARBUY</b>
1:37.679 <b>Bianca BUSTAMANTE</b>	Palou Motorsport	16	- 12 -	6	Drivex	1:37.477 <b>Stylios KOLOVOS</b>
1:37.282 <b>Lorenzo CAMPOS</b>	Double R	91	- 11 -	26	Double R	1:37.238 <b>Tommy HARFIELD</b>
1:37.178 <b>Santino PANETTA</b>	Hitech	39	- 10 -	23	Hitech	1:37.158 <b>Stefan BOSTANDJIEV</b>
1:37.152 <b>Nacho TUÑÓN</b>	Tecnicar by Amtog	22	- 9 -	37	Drivex	1:37.142 <b>Filippo FIORENTINO</b>
1:36.948 <b>Alceu FELDMANN</b>	MP Motorsport	8	- 8 -	9	Griffin Core by Campos	1:36.834 <b>Thomas STRAUVEN</b>
1:36.817 <b>Bart HARRISON</b>	Double R	77	- 7 -	41	Griffin Core by Campos	1:36.774 <b>Alex POWELL</b>
1:35.636 <b>James EGOZI</b>	Palou Motorsport	48	- 6 -	27	Palou Motorsport	1:35.670 <b>Heitor DALL'AGNOL</b>
1:35.725 <b>Keanu AL AZHARI</b>	Hitech	14	- 5 -	33	Palou Motorsport	1:35.932 <b>Rafael PERARD</b>
1:36.188 <b>Ean EYCKMANS</b>	MP Motorsport	4	- 4 -	12	MP Motorsport	1:36.370 <b>Gianmarco PRADEL</b>
1:36.442 <b>Christopher EL FEGHALI</b>	Drivex	7	- 3 -	84	Hitech	1:36.497 <b>Genaro TRAPPA</b>
1:36.523 <b>Kacper SZTUKA</b>	Tecnicar by Amtog	2	- 2 -	10	Griffin Core by Campos	1:36.634 <b>Enzo TARNVANICHKUL</b>
1:36.639 <b>Juan COTA</b>	TC Racing	11	- 1 -	5	Griffin Core by Campos	1:36.772 <b>Patrick HEUZENROEDER</b>

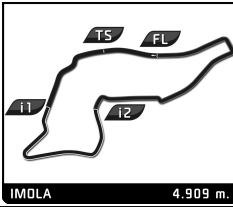


**Pole**

Published at: .....13:45.....

 Mr. Pedro Vilches Chair of the Stewards	 Mr. Juan Font Steward	 Mr. Marco Michelini Steward	<b>Timekeeper:</b> Alberto ESTÉBANEZ 
------------------------------------------------	------------------------------	------------------------------------	---------------------------------------------

# EURO CUP 3



## Eurocup3 ROUND 3 - IMOLA Sprint Race (18 Minutes +1 Lap)

### Final Classification

No	Driver	Nat	Team	Car	Cl.	Laps	Total Time	Gap	Kph	Best Lap		
										Lap	Time	Kph
1	5 Patrick HEUZENROEDER	AUS	Griffin Core by Campos	Dallara 326		10	33:33.639	-	87.8	10	1:37.484	181.3
2	84 Genaro TRAPPA	ARG	Hitech	Dallara 326	R	10	33:36.725	+3.086	87.6	10	1:38.042	180.3
3	12 Gianmarco PRADEL	AUS	MP Motorsport	Dallara 326		10	33:37.390	+3.751	87.6	10	1:37.991	180.3
4	4 Ean EYCKMANS	BEL	MP Motorsport	Dallara 326	R	10	33:38.280	+4.641	87.6	10	1:37.991	180.3
5	2 Kacper SZTUKA	POL	Tecnicar by Amtog	Dallara 326		10	33:38.369	+4.730	87.6	9	1:38.324	179.7
6	48 James EGOZI	USA	Palou Motorsport	Dallara 326		10	33:38.892	+5.253	87.5	10	1:37.416	181.4
7	41 Alex POWELL	USA	Griffin Core by Campos	Dallara 326	R	10	33:42.129	+8.490	87.4	8	1:40.531	175.8
8	44 Rayan CARETTI	FRA	GRS	Dallara 326	R	10	33:44.262	+10.623	87.3	10	1:38.523	179.4
9	9 Thomas STRAUVEN	BEL	Griffin Core by Campos	Dallara 326	R	10	33:44.705	+11.066	87.3	10	1:40.001	176.7
10	11 Juan COTA	ESP	TC Racing	Dallara 326	R	10	33:45.239	+11.600	87.3	10	1:37.756	180.8
11	91 Lorenzo CAMPOS	AGO	Double R	Dallara 326	R	10	33:45.841	+12.202	87.2	8	1:40.157	176.4
12	26 Tommy HARFIELD	GBR	Double R	Dallara 326	R	10	33:46.280	+12.641	87.2	8	1:40.338	176.1
13	99 Ren� LAMMERS	NLD	MP Motorsport	Dallara 326	R	10	33:46.337	+12.698	87.2	9	1:39.969	176.8
14	6 Stylianos KOLOVOS	GRC	Drivex	Dallara 326	R	10	33:47.382	+13.743	87.2	8	1:40.362	176.1
15	7 Christopher EL FEGHALI	LBN	Drivex	Dallara 326	R	10	33:47.644	+14.005	87.2	10	1:38.074	180.2
16	16 Bianca BUSTAMANTE	PHL	Palou Motorsport	Dallara 326		10	33:48.160	+14.521	87.1	8	1:40.755	175.4
17	77 Bart HARRISON	GBR	Double R	Dallara 326	R	10	33:48.246	+14.607	87.1	8	1:39.690	177.3
18	3 Edouard BORGNA	FRA	Drivex	Dallara 326		10	33:48.869	+15.230	87.1	10	1:39.129	178.3
19	20 Benjamin BECKLEY	CRI	Tecnicar by Amtog	Dallara 326	R	10	33:49.620	+15.981	87.1	10	1:38.681	179.1
20	70 Yani STEVENHEYDENS	BEL	GRS	Dallara 326	R	10	34:02.648	+29.009	86.5	8	1:39.676	177.3
21	22 Nacho TU�N	ESP	Tecnicar by Amtog	Dallara 326	R	9	33:54.345	1 Lap	78.2	8	1:40.668	175.6
22	14 Keanu AL AZHARI	ARE	Hitech	Dallara 326		8	30:22.215	2 Laps	77.6	4	1:53.868	155.2
<b>Not classified</b>												
31	Renzo BARBUY	ARG	TC Racing	Dallara 326	R	5	24:11.242			4	2:00.683	146.4
33	Rafael PERARD	FRA	Palou Motorsport	Dallara 326	R	5	24:12.320			4	2:09.682	136.3
27	Heitor DALL'AGNOL	BRA	Palou Motorsport	Dallara 326	R	3	19:23.592			3	2:29.426	118.3
10	Enzo TARNVANICHKUL	THA	Griffin Core by Campos	Dallara 326								
8	Alceu FELDMANN	BRA	MP Motorsport	Dallara 326								
37	Filippo FIORENTINO	BRA	Drivex	Dallara 326	R							
23	Stefan BOSTANDJIEV	BGR	Hitech	Dallara 326								
39	Santino PANETTA	ARG	Hitech	Dallara 326	R							

<b>Pole Position:</b>	Patrick HEUZENROEDER	1:36.772	182.6 Kph
<b>Fastest Lap:</b>	Lap10 James EGOZI	1:37.416	181.4 Kph

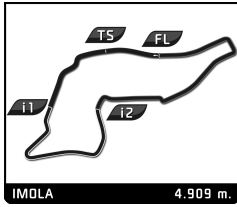
CAR #7 - TIME PENALTY OF 10 SECONDS - STEWARDS DECISION N 13  
 CAR #11 - TIME PENALTY OF 10 SECONDS - STEWARDS DECISION N 14  
 CAR #70 - TIME PENALTY OF 10 SECONDS - STEWARDS DECISION N 15  
 CAR #27 - DROP OF 3 GRID POSITIONS IN THE NEXT RACE DRIVER PARTICIPATES (NOT A SPRINT RACE) - STEWARDS DECISION N 17  
 CAR #70 - TIME PENALTY OF 5 SECONDS - STEWARDS DECISION N 19

Published at: .....11:00.....

Track Status: **DRY**

 Mr. Pedro Vilches Chair of the Stewards	 Mr. Juan Font Steward	 Mr. Marco Michelini Steward	<b>Timekeeper:</b> Alberto EST�BANEZ 
------------------------------------------------	------------------------------	------------------------------------	---------------------------------------------

# EURO CUP 3



## Eurocup3 ROUND 3 - IMOLA Sprint Race (18 Minutes +1 Lap)

### Final Classification by Class

R	No	Driver	Nat	Team	Car	Laps	Total Time	Gap	Kph	Best Lap		
										Lap	Time	Kph
1	84	Genaro TRAPPA	ARG	Hitech	Dallara 326	10	33:36.725		87.6	10	1:38.042	180.3
2	4	Ean EYCKMANS	BEL	MP Motorsport	Dallara 326	10	33:38.280	+1.555	87.6	10	1:37.991	180.3
3	41	Alex POWELL	USA	Griffin Core by Campos	Dallara 326	10	33:42.129	+5.404	87.4	8	1:40.531	175.8
4	44	Rayan CARETTI	FRA	GRS	Dallara 326	10	33:44.262	+7.537	87.3	10	1:38.523	179.4
5	9	Thomas STRAUVEN	BEL	Griffin Core by Campos	Dallara 326	10	33:44.705	+7.980	87.3	10	1:40.001	176.7
6	11	Juan COTA	ESP	TC Racing	Dallara 326	10	33:45.239	+8.514	87.3	10	1:37.756	180.8
7	91	Lorenzo CAMPOS	AGO	Double R	Dallara 326	10	33:45.841	+9.116	87.2	8	1:40.157	176.4
8	26	Tommy HARFIELD	GBR	Double R	Dallara 326	10	33:46.280	+9.555	87.2	8	1:40.338	176.1
9	99	René LAMMERS	NLD	MP Motorsport	Dallara 326	10	33:46.337	+9.612	87.2	9	1:39.969	176.8
10	6	Stylianos KOLOVOS	GRC	Drivex	Dallara 326	10	33:47.382	+10.657	87.2	8	1:40.362	176.1
11	7	Christopher EL FEGHALI	LBN	Drivex	Dallara 326	10	33:47.644	+10.919	87.2	10	1:38.074	180.2
12	77	Bart HARRISON	GBR	Double R	Dallara 326	10	33:48.246	+11.521	87.1	8	1:39.690	177.3
13	20	Benjamin BECKLEY	CRI	Tecnicar by Amtog	Dallara 326	10	33:49.620	+12.895	87.1	10	1:38.681	179.1
14	70	Yani STEVENHEYDENS	BEL	GRS	Dallara 326	10	34:02.648	+25.923	86.5	8	1:39.676	177.3
15	22	Nacho TUÑON	ESP	Tecnicar by Amtog	Dallara 326	9	33:54.345	1 Lap	78.2	8	1:40.668	175.6
<b>Not classified</b>												
	31	Renzo BARBUY	ARG	TC Racing	Dallara 326	5	24:11.242	5 Laps		4	2:00.683	146.4
	33	Rafael PERARD	FRA	Palou Motorsport	Dallara 326	5	24:12.320	5 Laps		4	2:09.682	136.3
	27	Heitor DALL'AGNOL	BRA	Palou Motorsport	Dallara 326	3	19:23.592	7 Laps		3	2:29.426	118.3
	37	Filippo FIORENTINO	BRA	Drivex	Dallara 326			10 Laps				
	39	Santino PANETTA	ARG	Hitech	Dallara 326			10 Laps				

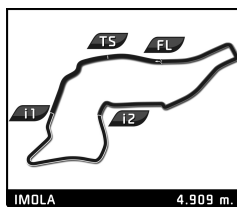
CAR #7 - TIME PENALTY OF 10 SECONDS - STEWARDS DECISION N°13  
 CAR #11 - TIME PENALTY OF 10 SECONDS - STEWARDS DECISION N°14  
 CAR #70 - TIME PENALTY OF 10 SECONDS - STEWARDS DECISION N°15  
 CAR #27 - DROP OF 3 GRID POSITIONS IN THE NEXT RACE DRIVER PARTICIPATES (NOT A SPRINT RACE) - STEWARDS DECISION N°17  
 CAR #70 - TIME PENALTY OF 5 SECONDS - STEWARDS DECISION N°19

Published at: .....11:00.....

Track Status: **DRY**

 Mr. Pedro Vilches Chair of the Stewards	 Mr. Juan Font Steward	 Mr. Marco Michelini Steward	<b>Timekeeper:</b> Alberto ESTÉBANEZ 
------------------------------------------------	------------------------------	------------------------------------	---------------------------------------------

# EURO CUP 3

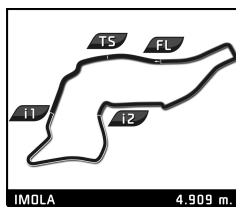


## Eurocup3 ROUND 3 - IMOLA Sprint Race

### Best Sector Times

Sector 1			Sector 2			Sector 3			Ideal Lap	Best Lap
Pos	No	Driver	Time	No	Driver	Time	No	Driver		
1	4	E.EYCKMANS	20.655	5	P.HEUZENROEDER	31.112	5	P.HEUZENROEDER	1:37.243	1:37.484 (2)
2	48	J.EGOZI	20.682	4	E.EYCKMANS	31.230	2	K.SZTUKA	1:37.306	1:37.991 (4)
3	84	G.TRAPPA	20.711	2	K.SZTUKA	31.417	48	J.EGOZI	1:37.383	1:38.324 (8)
4	2	K.SZTUKA	20.725	48	J.EGOZI	31.417	7	C.EL FEGHALI	1:37.416	1:37.416 (1)
5	11	J.COTA	20.764	11	J.COTA	31.445	4	E.EYCKMANS	1:37.685	1:37.756 (3)
6	7	C.EL FEGHALI	20.775	12	G.PRADEL	31.459	11	J.COTA	1:37.932	1:38.074 (7)
7	12	G.PRADEL	20.836	84	G.TRAPPA	31.617	9	T.STRAUVEN	1:37.944	1:37.991 (5)
8	70	Y.STEVENHEYDENS	20.894	70	Y.STEVENHEYDENS	31.717	44	R.CARETTI	1:37.945	1:38.042 (6)
9	41	A.POWELL	20.952	7	C.EL FEGHALI	31.817	84	G.TRAPPA	1:38.472	1:40.531 (19)
10	5	P.HEUZENROEDER	21.023	41	A.POWELL	31.817	12	G.PRADEL	1:38.523	1:38.523 (9)
11	44	R.CARETTI	21.029	14	K.AL AZHARI	31.827	41	A.POWELL	1:38.681	1:38.681 (10)
12	20	B.BECKLEY	21.102	3	E.BORGNA	31.829	20	B.BECKLEY	1:38.927	1:39.676 (12)
13	26	T.HARFIELD	21.119	20	B.BECKLEY	31.867	77	B.HARRISON	1:38.987	1:39.690 (13)
14	77	B.HARRISON	21.125	44	R.CARETTI	31.888	99	R.LAMMERS	1:39.091	1:39.129 (11)
15	91	L.CAMPOS	21.156	22	N.TUÑON	31.950	3	E.BORGNA	1:39.272	1:40.001 (15)
16	99	R.LAMMERS	21.164	77	B.HARRISON	32.006	91	L.CAMPOS	1:39.425	1:39.969 (14)
17	3	E.BORGNA	21.207	6	S.KOLOVOS	32.244	26	T.HARFIELD	1:39.779	1:40.157 (16)
18	16	B.BUSTAMANTE	21.210	99	R.LAMMERS	32.274	70	Y.STEVENHEYDENS	1:39.836	1:40.668 (20)
19	22	N.TUÑON	21.283	91	L.CAMPOS	32.352	6	S.KOLOVOS	1:39.927	1:40.362 (18)
20	6	S.KOLOVOS	21.286	9	T.STRAUVEN	32.361	22	N.TUÑON	1:39.948	1:40.338 (17)
21	14	K.AL AZHARI	21.363	16	B.BUSTAMANTE	32.417	16	B.BUSTAMANTE	1:40.292	1:40.755 (21)
22	9	T.STRAUVEN	21.384	26	T.HARFIELD	32.519	31	R.BARBUY	1:52.552	1:53.868 (22)
23	31	R.BARBUY	23.802	33	R.PERARD	33.391	14	K.AL AZHARI	1:54.860	2:00.683 (23)
24	27	H.DALL'AGNOL	24.631	31	R.BARBUY	34.292	27	H.DALL'AGNOL	2:08.422	2:09.682 (24)
25	33	R.PERARD	31.725	27	H.DALL'AGNOL	43.586	33	R.PERARD	2:10.697	2:29.426 (25)

# EURO CUP 3

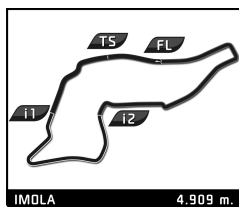


## Eurocup3 ROUND 3 - IMOLA Sprint Race

### Best Top Speed

No Driver	Team	Class	Top 1		Top 2		Top 3		Top 4		Top 5		
			Kph	Lap	Kph	Lap	Kph	Lap	Kph	Lap	Kph	Lap	Avg
70	Yani STEVENHEYDENS	GRS	271.4	10	267.3	9	264.1	8	259.6	6	255.3	4	263,5
84	Genaro TRAPPA	Hitech	269.3	8	262.8	10	262.1	9	252.9	6	247.7	4	259,0
48	James EGOZI	Palou Motorsport	268.7	9	260.9	10	259.0	8	257.8	4	257.8	6	260,8
16	Bianca BUSTAMANTE	Palou Motorsport	268.0	10	266.0	9	264.1	8	255.3	6	247.7	4	260,2
44	Rayan CARETTI	GRS	266.7	10	261.5	8	260.9	9	257.1	6	255.9	4	260,4
91	Lorenzo CAMPOS	Double R	266.0	9	264.1	8	260.9	10	254.7	4	252.9	6	259,7
9	Thomas STRAUVEN	Griffin Core by Campos	265.4	8	260.9	9	259.6	10	257.8	4	257.1	6	260,2
11	Juan COTA	TC Racing	264.7	8	262.1	9	262.1	10	252.9	6	248.8	4	258,1
4	Ean EYCKMANS	MP Motorsport	264.1	10	262.1	8	259.6	9	255.3	6	252.9	4	258,8
12	Gianmarco PRADEL	MP Motorsport	264.1	9	262.1	8	260.9	10	254.7	6	250.6	4	258,5
77	Bart HARRISON	Double R	263.4	9	262.8	4	262.1	10	260.2	8	253.5	6	260,4
26	Tommy HARFIELD	Double R	262.8	8	262.8	9	262.1	10	252.3	4	251.2	6	258,2
41	Alex POWELL	Griffin Core by Campos	262.1	9	261.5	4	259.0	8	259.0	10	252.9	6	258,9
99	René LAMMERS	MP Motorsport	262.1	10	260.9	8	260.9	9	252.3	6	250.6	4	257,4
22	Nacho TUÑÓN	Tecnicar by Amtog	261.5	4	260.9	8	255.9	9	254.1	6	181.5	3	242,8
2	Kacper SZTUKA	Tecnicar by Amtog	260.2	8	260.2	10	255.9	4	255.9	9	248.3	6	256,1
7	Chistopher EL FEGHALI	Drivex	260.2	10	257.8	8	256.5	9	249.4	6	241.1	4	253,0
3	Edouard BORGNA	Drivex	259.6	8	256.5	9	255.3	10	252.3	6	251.2	4	255,0
14	Keanu AL AZHARI	Hitech	259.0	8	258.4	4	255.9	6	192.5	3	175.9	2	228,3
6	Stylianios KOLOVOS	Drivex	258.4	9	257.8	8	255.3	10	249.4	4	248.8	6	253,9
20	Benjamin BECKLEY	Tecnicar by Amtog	257.8	9	256.5	8	256.5	10	247.1	3	241.6	6	251,9
31	Renzo BARBUY	TC Racing	257.1	4	187.5	3	178.8	2	159.8	5			195,8
5	Patrick HEUZENROEDER	Griffin Core by Campos	255.9	8	255.3	10	254.1	9	244.9	6	244.3	4	250,9
33	Rafael PERARD	Palou Motorsport	254.7	4	164.6	2	153.4	3	139.5	5			178,1
27	Heitor DALL'AGNOL	Palou Motorsport	174.8	2	172.2	3							173,5
8	Alceu FELDMANN	MP Motorsport											
10	Enzo TARNVANICHKUL	Griffin Core by Campos											
23	Stefan BOSTANDJIEV	Hitech											
37	Filippo FIORENTINO	Drivex											
39	Santino PANETTA	Hitech											

# EURO CUP 3

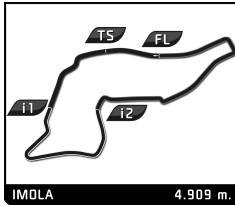


## Eurocup3 ROUND 3 - IMOLA Sprint Race

### Lap Chart

No	Pos	Grid	Lap											
			1	2	3	4	5	6	7	8	9	10		
5	1	5	5	5	5	5	5	5	5	5	5	5	5	5
11	2	11	11	11	11	11	11	11	11	11	11	11	11	11
10	3	10	2	2	2	2	2	2	2	84	84	84	84	84
2	4	2	12	84	84	84	84	84	84	12	12	12	12	12
84	5	84	33	7	7	7	7	12	12	7	7	7	7	7
7	6	7	84	12	12	12	12	7	7	4	4	4	4	4
12	7	12	4	4	4	4	4	4	4	2	2	2	2	2
4	8	4	7	33	33	14	14	14	14	14	48	48	48	48
33	9	33	48	14	14	41	41	41	41	48	41	41	41	41
14	10	14	14	27	27	48	48	48	48	41	9	44	44	44
27	11	27	27	48	48	9	9	9	9	22	26	9	9	9
48	12	48	41	41	41	22	22	22	22	9	91	91	91	91
41	13	41	77	77	77	26	26	26	26	26	44	26	26	26
77	14	77	9	9	9	91	91	91	91	91	99	99	99	99
9	15	9	22	22	22	6	6	44	44	44	6	6	6	6
8	16	8	91	26	26	44	44	6	6	6	16	70	70	70
37	17	37	16	91	91	31	31	16	16	99	70	16	16	16
22	18	22	31	6	6	16	16	99	99	16	77	77	77	77
23	19	23	3	16	16	70	70	3	3	70	3	3	3	3
39	20	39	6	31	31	99	99	70	70	3	20	20	20	20
26	21	26	70	44	44	3	3	20	20	77	22	22	22	22
91	22	91	44	70	70	20	20	77	77	20	20	20	20	20
6	23	6	26	3	3	33	33	33	33	33	33	33	33	33
16	24	16	99	20	20	77	77	77	77	77	77	77	77	77
31	25	31	20	99	99	99	99	99	99	99	99	99	99	99
44	26	44	44	44	44	44	44	44	44	44	44	44	44	44
70	27	70	70	70	70	70	70	70	70	70	70	70	70	70
3	28	3	3	3	3	3	3	3	3	3	3	3	3	3
20	29	20	20	20	20	20	20	20	20	20	20	20	20	20
99	30	99	99	99	99	99	99	99	99	99	99	99	99	99

# EURO CUP 3

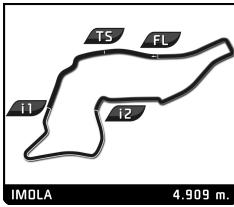


## Eurocup3 ROUND 3 - IMOLA Sprint Race

### Fastest Lap Sequence

Elapsed	No	Driver	Team	Car	Class	Time	Kph	Lap
19:21.345	5	Patrick HEUZENROEDER	Griffin Core by Campos	Dallara 326		<b>2:34.346</b>	114.5	3
19:21.723	11	Juan COTA	TC Racing	Dallara 326	R	<b>2:34.044</b>	114.7	3
19:21.973	2	Kacper SZTUKA	Tecnicar by Amtog	Dallara 326		<b>2:33.705</b>	115.0	3
19:22.374	84	Genaro TRAPPA	Hitech	Dallara 326	R	<b>2:32.874</b>	115.6	3
19:22.549	7	Christopher EL FEGHALI	Drivex	Dallara 326	R	<b>2:32.836</b>	115.6	3
19:22.828	12	Gianmarco PRADEL	MP Motorsport	Dallara 326		<b>2:31.886</b>	116.4	3
19:22.998	4	Ean EYCKMANS	MP Motorsport	Dallara 326	R	<b>2:31.372</b>	116.7	3
19:23.246	33	Rafael PERARD	Palou Motorsport	Dallara 326	R	<b>2:30.928</b>	117.1	3
19:23.476	14	Keanu AL AZHARI	Hitech	Dallara 326		<b>2:30.316</b>	117.6	3
19:23.592	27	Heitor DALL'AGNOL	Palou Motorsport	Dallara 326	R	<b>2:29.426</b>	118.3	3
19:23.866	48	James EGOZI	Palou Motorsport	Dallara 326		<b>2:28.977</b>	118.6	3
19:24.096	41	Alex POWELL	Griffin Core by Campos	Dallara 326	R	<b>2:27.858</b>	119.5	3
19:24.232	77	Bart HARRISON	Double R	Dallara 326	R	<b>2:27.204</b>	120.1	3
19:24.442	9	Thomas STRAUVEN	Griffin Core by Campos	Dallara 326	R	<b>2:25.577</b>	121.4	3
19:24.610	22	Nacho TUÑON	Tecnicar by Amtog	Dallara 326	R	<b>2:25.073</b>	121.8	3
19:24.883	26	Tommy HARFIELD	Double R	Dallara 326	R	<b>2:24.609</b>	122.2	3
19:25.212	91	Lorenzo CAMPOS	Double R	Dallara 326	R	<b>2:24.044</b>	122.7	3
19:25.529	6	Stylianios KOLOVOS	Drivex	Dallara 326	R	<b>2:23.899</b>	122.8	3
19:25.726	16	Bianca BUSTAMANTE	Palou Motorsport	Dallara 326		<b>2:23.286</b>	123.3	3
19:26.056	31	Renzo BARBUY	TC Racing	Dallara 326	R	<b>2:22.462</b>	124.0	3
19:26.135	44	Rayan CARETTI	GRS	Dallara 326	R	<b>2:22.156</b>	124.3	3
19:26.234	70	Yani STEVENHEYDENS	GRS	Dallara 326	R	<b>2:21.674</b>	124.7	3
19:26.359	3	Edouard BORGNA	Drivex	Dallara 326		<b>2:20.808</b>	125.5	3
19:26.511	20	Benjamin BECKLEY	Tecnicar by Amtog	Dallara 326	R	<b>2:15.555</b>	130.4	3
21:12.129	5	Patrick HEUZENROEDER	Griffin Core by Campos	Dallara 326		<b>1:50.784</b>	159.5	4
30:18.593	5	Patrick HEUZENROEDER	Griffin Core by Campos	Dallara 326		<b>1:38.306</b>	179.8	8
31:56.155	5	Patrick HEUZENROEDER	Griffin Core by Campos	Dallara 326		<b>1:37.562</b>	181.1	9
33:33.639	5	Patrick HEUZENROEDER	Griffin Core by Campos	Dallara 326		<b>1:37.484</b>	181.3	10
33:38.892	48	James EGOZI	Palou Motorsport	Dallara 326		<b>1:37.416</b>	181.4	10

# EURO CUP 3

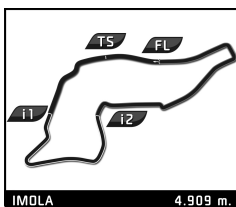


## Eurocup3 ROUND 3 - IMOLA Sprint Race

### Analysis by lap

Lapped  

No	Lap Time	Gap	No	Lap Time	Gap	No	Lap Time	Gap	No	Lap Time	Gap	No	Lap Time	Gap						
<b>Lap 1</b>																				
5	2:55.429	0.000	11	2:58.223	2.794	17	2:58.223	2.794	23	2:58.223	2.794	29	2:58.223	2.794	35	2:58.223	2.794			
2	3:00.469	5.040	8	3:00.469	5.040	14	3:00.469	5.040	20	3:00.469	5.040	26	3:00.469	5.040	32	3:00.469	5.040	38	3:00.469	5.040
12	3:02.978	7.549	18	3:02.978	7.549	24	3:02.978	7.549	30	3:02.978	7.549	36	3:02.978	7.549	42	3:02.978	7.549	48	3:02.978	7.549
33	3:06.197	10.768	39	3:06.197	10.768	45	3:06.197	10.768	51	3:06.197	10.768	57	3:06.197	10.768	63	3:06.197	10.768	69	3:06.197	10.768
84	3:10.165	14.736	90	3:10.165	14.736	96	3:10.165	14.736	102	3:10.165	14.736	108	3:10.165	14.736	114	3:10.165	14.736	120	3:10.165	14.736
4	3:13.544	18.115	10	3:13.544	18.115	16	3:13.544	18.115	22	3:13.544	18.115	28	3:13.544	18.115	34	3:13.544	18.115	40	3:13.544	18.115
7	3:17.785	22.356	13	3:17.785	22.356	19	3:17.785	22.356	25	3:17.785	22.356	31	3:17.785	22.356	37	3:17.785	22.356	43	3:17.785	22.356
48	3:20.947	25.518	54	3:20.947	25.518	60	3:20.947	25.518	66	3:20.947	25.518	72	3:20.947	25.518	78	3:20.947	25.518	84	3:20.947	25.518
14	3:23.236	27.807	20	3:23.236	27.807	26	3:23.236	27.807	32	3:23.236	27.807	38	3:23.236	27.807	44	3:23.236	27.807	50	3:23.236	27.807
27	3:28.100	32.671	33	3:28.100	32.671	39	3:28.100	32.671	45	3:28.100	32.671	51	3:28.100	32.671	57	3:28.100	32.671	63	3:28.100	32.671
41	3:30.867	35.438	47	3:30.867	35.438	53	3:30.867	35.438	59	3:30.867	35.438	65	3:30.867	35.438	71	3:30.867	35.438	77	3:30.867	35.438
77	3:33.363	37.934	83	3:33.363	37.934	89	3:33.363	37.934	95	3:33.363	37.934	101	3:33.363	37.934	107	3:33.363	37.934	113	3:33.363	37.934
9	3:36.662	41.233	15	3:36.662	41.233	21	3:36.662	41.233	27	3:36.662	41.233	33	3:36.662	41.233	39	3:36.662	41.233	45	3:36.662	41.233
22	3:39.712	44.283	28	3:39.712	44.283	34	3:39.712	44.283	40	3:39.712	44.283	46	3:39.712	44.283	52	3:39.712	44.283	58	3:39.712	44.283
91	3:41.987	46.558	97	3:41.987	46.558	103	3:41.987	46.558	109	3:41.987	46.558	115	3:41.987	46.558	121	3:41.987	46.558	127	3:41.987	46.558
16	3:44.901	49.472	22	3:44.901	49.472	28	3:44.901	49.472	34	3:44.901	49.472	40	3:44.901	49.472	46	3:44.901	49.472	52	3:44.901	49.472
31	3:48.654	53.225	37	3:48.654	53.225	43	3:48.654	53.225	49	3:48.654	53.225	55	3:48.654	53.225	61	3:48.654	53.225	67	3:48.654	53.225
3	3:52.492	57.063	9	3:52.492	57.063	15	3:52.492	57.063	21	3:52.492	57.063	27	3:52.492	57.063	33	3:52.492	57.063	39	3:52.492	57.063
6	3:55.347	59.918	12	3:55.347	59.918	18	3:55.347	59.918	24	3:55.347	59.918	30	3:55.347	59.918	36	3:55.347	59.918	42	3:55.347	59.918
70	3:57.698	1:02.269	76	3:57.698	1:02.269	82	3:57.698	1:02.269	88	3:57.698	1:02.269	94	3:57.698	1:02.269	100	3:57.698	1:02.269	106	3:57.698	1:02.269
44	3:59.452	1:04.023	50	3:59.452	1:04.023	56	3:59.452	1:04.023	62	3:59.452	1:04.023	68	3:59.452	1:04.023	74	3:59.452	1:04.023	80	3:59.452	1:04.023
26	4:06.187	1:10.758	32	4:06.187	1:10.758	38	4:06.187	1:10.758	44	4:06.187	1:10.758	50	4:06.187	1:10.758	56	4:06.187	1:10.758	62	4:06.187	1:10.758
99	4:29.217	1:33.788	105	4:29.217	1:33.788	111	4:29.217	1:33.788	117	4:29.217	1:33.788	123	4:29.217	1:33.788	129	4:29.217	1:33.788	135	4:29.217	1:33.788
20	4:38.931	1:43.502	26	4:38.931	1:43.502	32	4:38.931	1:43.502	38	4:38.931	1:43.502	44	4:38.931	1:43.502	50	4:38.931	1:43.502	56	4:38.931	1:43.502
<b>Lap 2</b>																				
5	13:51.570		11	13:49.456	0.680	17	13:49.456	0.680	23	13:49.456	0.680	29	13:49.456	0.680	35	13:49.456	0.680			
2	13:47.799	1.269	8	13:47.799	1.269	14	13:47.799	1.269	20	13:47.799	1.269	26	13:47.799	1.269	32	13:47.799	1.269	38	13:47.799	1.269
84	13:39.335	2.501	90	13:39.335	2.501	96	13:39.335	2.501	102	13:39.335	2.501	108	13:39.335	2.501	114	13:39.335	2.501	120	13:39.335	2.501
7	13:31.928	2.714	13	13:31.928	2.714	19	13:31.928	2.714	25	13:31.928	2.714	31	13:31.928	2.714	37	13:31.928	2.714	43	13:31.928	2.714
12	13:47.964	3.943	18	13:47.964	3.943	24	13:47.964	3.943	30	13:47.964	3.943	36	13:47.964	3.943	42	13:47.964	3.943	48	13:47.964	3.943
4	13:38.082	4.627	10	13:38.082	4.627	16	13:38.082	4.627	22	13:38.082	4.627	28	13:38.082	4.627	34	13:38.082	4.627	40	13:38.082	4.627
33	13:46.121	5.319	39	13:46.121	5.319	45	13:46.121	5.319	51	13:46.121	5.319	57	13:46.121	5.319	63	13:46.121	5.319	69	13:46.121	5.319
14	13:29.924	6.161	20	13:29.924	6.161	26	13:29.924	6.161	32	13:29.924	6.161	38	13:29.924	6.161	44	13:29.924	6.161	50	13:29.924	6.161
27	13:26.066	7.167	33	13:26.066	7.167	39	13:26.066	7.167	45	13:26.066	7.167	51	13:26.066	7.167	57	13:26.066	7.167	63	13:26.066	7.167
48	13:33.942	7.890	54	13:33.942	7.890	60	13:33.942	7.890	66	13:33.942	7.890	72	13:33.942	7.890	78	13:33.942	7.890	84	13:33.942	7.890
41	13:25.371	9.239	47	13:25.371	9.239	53	13:25.371	9.239	59	13:25.371	9.239	65	13:25.371	9.239	71	13:25.371	9.239	77	13:25.371	9.239
77	13:23.665	10.029	83	13:23.665	10.029	89	13:23.665	10.029	95	13:23.665	10.029	101	13:23.665	10.029	107	13:23.665	10.029	113	13:23.665	10.029
9	13:22.203	11.866	15	13:22.203	11.866	21	13:22.203	11.866	27	13:22.203	11.866	33	13:22.203	11.866	39	13:22.203	11.866	45	13:22.203	11.866
22	13:19.825	12.538	28	13:19.825	12.538	34	13:19.825	12.538	40	13:19.825	12.538	46	13:19.825	12.538	52	13:19.825	12.538	58	13:19.825	12.538
26	12:54.087	13.275	32	12:54.087	13.275	38	12:54.087	13.275	44	12:54.087	13.275	50	12:54.087	13.275	56	12:54.087	13.275	62	12:54.087	13.275
91	13:19.181	14.169	97	13:19.181	14.169	103	13:19.181	14.169	109	13:19.181	14.169	115	13:19.181	14.169	121	13:19.181	14.169	127	13:19.181	14.169
6	13:06.283	14.631	12	13:06.283	14.631	18	13:06.283	14.631	24	13:06.283	14.631	30	13:06.283	14.631	36	13:06.283	14.631	42	13:06.283	14.631
16	13:17.539	15.441	22	13:17.539	15.441	28	13:17.539	15.441	34	13:17.539	15.441	40	13:17.539	15.441	46	13:17.539	15.441	52	13:17.539	15.441
31	13:14.940	16.595	37	13:14.940	16.595	43	13:14.940	16.595	49	13:14.940	16.595	55	13:14.940	16.595	61	13:14.940	16.595	67	13:14.940	16.595
44	13:04.527	16.980	50	13:04.527	16.980	56	13:04.527	16.980	62	13:04.527	16.980	68	13:04.527	16.980	74	13:04.527	16.980	80	13:04.527	16.980
70	13:06.862	17.561	76	13:06.862	17.561	82	13:06.862	17.561	88	13:06.862	17.561	94	13:06.862	17.561	100	13:06.862	17.561	106	13:06.862	17.561
3	13:13.059	18.552	9	13:13.059	18.552	15	13:13.059	18.552	21	13:13.059	18.552	27	13:13.059	18.552	33	13:13.059	18.552	39	13:13.059	18.552
20	12:32.025	23.957	26	12:32.025	23.957	32	12:32.025	23.957	38	12:32.025	23.957	44	12:32.025	23.957	50	12:32.025	23.957	56	12:32.025	23.957
99	12:41.978	24.196	105	12:41.978	24.196	111	12:41.978	24.196	117	12:41.978	24.196	123	12:41.978	24.196	129	12:41.978	24.196	135	12:41.978	24.196
<b>Lap 3</b>																				
5	2:55.362		11	2:54.767	0.267	17	2:54.767	0.267	23	2:54.767	0.267	29	2:54.767	0.267	35	2:54.767	0.267			
2	2:54.326	0.489	8	2:54.326	0.489	14	2:54.326	0.489	20	2:54.326	0.489	26	2:54.326	0.489	32	2:54.326	0.489	38	2:54.326	0.489
84	2:53.407	0.692	90	2:53.407	0.692	96	2:53.407	0.692	102	2:53.407	0.692	108	2:53.407	0.692	114	2:53.407	0.692	120	2:53.407	0.692
7	2:53.235	1.008	13	2:53.2																

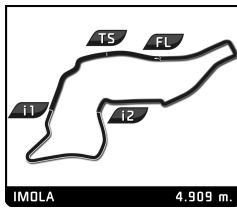


## Eurocup3 ROUND 3 - IMOLA Sprint Race

### Flag Analysis

Flag	Time
	GREEN FLAG 16:48:43.998
	RED FLAG 16:49:06.637
	GREEN FLAG 17:03:00.783
	SAFETY CAR 17:03:00.810
	SAFETY CAR 17:03:05.234
	GREEN FLAG 17:07:44.486
	YELLOW FLAG AT SECTOR 1 17:08:29.173
	GREEN FLAG AT SECTOR 1 17:08:33.691
	YELLOW FLAG AT SECTOR 1 17:08:48.483
	SAFETY CAR 17:09:02.099
	GREEN FLAG 17:12:30.627
	YELLOW FLAG AT SECTOR 1 17:13:26.407
	SAFETY CAR 17:13:41.762
	GREEN FLAG 17:17:12.555
	YELLOW FLAG AT SECTOR 2 17:19:57.567
	GREEN FLAG 17:21:07.556
	CHEQUERED FLAG 17:22:17.637

# EURO CUP 3



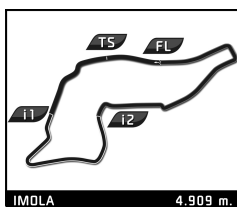
## Eurocup3 ROUND 3 - IMOLA Sprint Race

### Sector Analysis

Lap under Red Flag    — Invalidated Lap    ■ Personal Best    ■ Session Best    B Crossing the pit lane

Lap	Time	Sector 1	Sector 2	Sector 3	Kph	Elapsed	Lap	Time	Sector 1	Sector 2	Sector 3	Kph	Elapsed
<b>2</b> Kacper SZTUKA POL Tecnicar by Amtog Dallara 326							3	2:23.899	30.124	44.547	1:09.228	122.8	17:08:09.527
1	<b>3:00.469 B</b>	23.865	47.335	1:49.269	97.9	16:51:44.467	4	1:59.911	23.626	35.215	1:01.070	147.4	17:10:09.438
2	13:47.799	...	44.575	1:03.599	21.3	17:05:32.266	5	2:45.427	34.407	58.587	1:12.433	106.8	17:12:54.865
3	2:33.705	31.408	44.101	1:18.196	115.0	17:08:05.971	6	2:02.612	22.923	34.676	1:05.013	144.1	17:14:57.477
4	1:51.681	21.629	32.359	57.693	158.2	17:09:57.652	7	2:31.739	39.805	47.542	1:04.392	116.5	17:17:29.216
5	2:54.326	37.845	57.615	1:18.866	101.4	17:12:51.978	8	<b>1:40.362</b>	<b>21.286</b>	<b>32.244</b>	46.832	176.1	17:19:09.578
6	1:55.578	21.951	32.843	1:00.784	152.9	17:14:47.556	9	1:41.387	21.545	33.293	46.549	174.3	17:20:50.965
7	2:37.301	41.636	46.415	1:09.250	112.3	17:17:24.857	10	1:40.415	21.290	32.728	<b>46.397</b>	176.0	17:22:31.380
8	1:41.343	22.720	32.737	45.886	174.4	17:19:06.200	<b>7</b> Christopher EL FEGHALI LBN Drivex Dallara 326						
9	<b>1:38.324</b>	21.666	<b>31.417</b>	<b>45.241</b>	179.7	17:20:44.524	1	<b>3:17.785 B</b>	25.913	53.414	1:58.458	89.4	16:52:01.783
10	<b>1:37.843</b>	<b>20.725</b>	31.641	<b>45.477</b>	180.6	17:22:22.367	2	13:31.928	...	42.894	1:03.344	21.8	17:05:33.711
<b>3</b> Edouard BORGNA FRA Drivex Dallara 326							3	2:32.836	32.628	43.559	1:16.649	115.6	17:08:06.547
1	<b>3:52.492 B</b>	32.714	1:01.027	2:18.751	76.0	16:52:36.490	4	1:52.715	22.099	32.168	58.448	156.8	17:09:59.262
2	13:13.059	...	34.208	47.618	22.3	17:05:49.549	5	2:53.235	37.700	57.854	1:17.681	102.0	17:12:52.497
3	2:20.808	31.233	44.064	1:05.511	125.5	17:08:10.357	6	1:57.542	22.084	34.030	1:01.428	150.3	17:14:50.039
4	2:04.003	23.817	36.986	1:03.200	142.5	17:10:14.360	7	2:35.487	41.201	46.822	1:07.464	113.7	17:17:25.526
5	2:41.726	34.566	57.481	1:09.679	109.3	17:12:56.086	8	1:39.735	21.380	32.396	45.959	177.2	17:19:05.261
6	2:05.792	25.072	35.790	1:04.930	140.5	17:15:01.878	9	1:38.307	<b>20.775</b>	32.034	45.498	179.8	17:20:43.568
7	2:28.986	37.813	47.539	1:03.634	118.6	17:17:30.864	10	<b>1:38.074</b>	20.917	<b>31.817</b>	<b>45.340</b>	180.2	17:22:21.642
8	1:40.621	22.058	32.048	46.515	175.6	17:19:11.485	<b>9</b> Thomas STRAUVEN BEL Griffin Core by Campos Dallara 326						
9	1:42.253	22.905	33.293	<b>46.055</b>	172.8	17:20:53.738	1	<b>3:36.662 B</b>	28.153	58.802	2:09.707	81.6	16:52:20.660
10	<b>1:39.129</b>	<b>21.207</b>	<b>31.829</b>	46.093	178.3	17:22:32.867	2	13:22.203	...	38.808	1:03.231	22.0	17:05:42.863
<b>4</b> Ean EYCKMANS BEL MP Motorsport Dallara 326							3	2:25.577	29.946	44.580	1:11.051	121.4	17:08:08.440
1	<b>3:13.544 B</b>	25.452	53.322	1:54.770	91.3	16:51:57.542	4	1:55.403	24.124	33.602	57.677	153.1	17:10:03.843
2	13:38.082	...	42.719	1:03.589	21.6	17:05:35.624	5	2:49.873	37.580	58.443	1:13.850	104.0	17:12:53.716
3	2:31.372	31.967	43.714	1:15.691	116.7	17:08:06.996	6	2:00.123	22.260	34.363	1:03.500	147.1	17:14:53.839
4	1:53.621	22.378	32.201	59.042	155.5	17:10:00.617	7	2:33.321	40.752	47.161	1:05.408	115.3	17:17:27.160
5	2:52.314	37.731	58.353	1:16.230	102.6	17:12:52.931	8	1:41.067	<b>21.384</b>	32.653	47.030	174.9	17:19:08.227
6	1:57.755	22.143	34.079	1:01.533	150.1	17:14:50.686	9	1:40.475	21.730	32.710	46.035	175.9	17:20:48.702
7	2:35.398	41.066	46.823	1:07.509	113.7	17:17:26.084	10	<b>1:40.001</b>	22.113	<b>32.361</b>	<b>45.527</b>	176.7	17:22:28.703
8	1:40.055	21.421	32.533	46.101	176.6	17:19:06.139	<b>11</b> Juan COTA ESP TC Racing Dallara 326						
9	1:38.148	21.497	<b>31.230</b>	<b>45.421</b>	180.1	17:20:44.287	1	<b>2:58.223 B</b>	23.579	47.118	1:47.526	99.2	16:51:42.221
10	<b>1:37.991</b>	<b>20.655</b>	31.728	45.608	180.3	17:22:22.278	2	13:49.456	...	44.686	1:03.549	21.3	17:05:31.677
<b>5</b> Patrick HEUZENROEDER AUS Griffin Core by Campos Dallara 326							3	2:34.044	31.441	43.940	1:18.663	114.7	17:08:05.721
1	<b>2:55.429 B</b>	23.290	46.292	1:45.847	100.7	16:51:39.427	4	1:51.268	21.778	32.157	57.333	158.8	17:09:56.989
2	13:51.570	...	44.880	1:03.517	21.3	17:05:30.997	5	2:54.767	37.870	57.666	1:19.231	101.1	17:12:51.756
3	2:34.346	31.246	44.325	1:18.775	114.5	17:08:05.343	6	1:54.936	22.048	32.555	1:00.333	153.8	17:14:46.692
4	1:50.784	21.782	31.562	57.440	159.5	17:09:56.127	7	2:37.948	41.929	46.442	1:09.577	111.9	17:17:24.640
5	2:55.362	37.941	57.806	1:19.615	100.8	17:12:51.489	8	1:38.898	21.200	31.957	45.741	178.7	17:19:03.538
6	1:54.283	22.165	31.921	1:00.197	154.6	17:14:45.772	9	1:37.943	20.863	<b>31.445</b>	45.635	180.4	17:20:41.481
7	2:38.513	42.028	46.716	1:09.769	111.5	17:17:24.285	10	<b>1:37.756</b>	<b>20.764</b>	31.516	<b>45.476</b>	180.8	17:22:19.237
8	1:38.306	21.237	31.409	45.660	179.8	17:19:02.591	<b>12</b> Gianmarco PRADEL AUS MP Motorsport Dallara 326						
9	1:37.562	21.079	<b>31.112</b>	45.371	181.1	17:20:40.153	1	<b>3:02.978 B</b>	24.310	48.002	1:50.666	96.6	16:51:46.976
10	<b>1:37.484</b>	<b>21.023</b>	31.353	<b>45.108</b>	181.3	17:22:17.637	2	13:47.964	...	42.893	1:03.730	21.3	17:05:34.940
<b>6</b> Stylianos KOLOVOS GRC Drivex Dallara 326							3	2:31.886	31.893	43.903	1:16.090	116.4	17:08:06.826
1	<b>3:55.347 B</b>	33.370	1:01.194	2:20.783	75.1	16:52:39.345	4	1:53.145	22.125	32.372	58.648	156.2	17:09:59.971
2	13:06.283	...	35.443	1:01.101	22.5	17:05:45.628	5	2:52.733	37.748	58.302	1:16.683	102.3	17:12:52.704
							6	1:56.936	22.101	33.047	1:01.788	151.1	17:14:49.640
							7	2:35.740	41.184	46.779	1:07.777	113.5	17:17:25.380

# EURO CUP 3



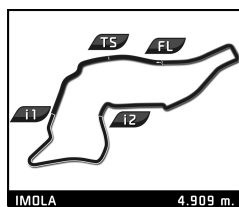
## Eurocup3 ROUND 3 - IMOLA Sprint Race

### Sector Analysis

Lap under Red Flag    — Invalidated Lap    ■ Personal Best    ■ Session Best    B Crossing the pit lane

Lap	Time	Sector 1	Sector 2	Sector 3	Kph	Elapsed	Lap	Time	Sector 1	Sector 2	Sector 3	Kph	Elapsed
8	1:39.417	21.415	32.295	45.707	177.8	17:19:04.797	3	2:24.609	30.125	44.441	1:10.043	122.2	17:08:08.881
9	1:38.600	20.955	31.996	<b>45.649</b>	179.2	17:20:43.397	4	1:56.864	23.799	34.550	58.515	151.2	17:10:05.745
10	<b>1:37.991</b>	<b>20.836</b>	<b>31.459</b>	45.696	180.3	17:22:21.388	5	2:48.355	36.806	58.731	1:12.818	105.0	17:12:54.100
<b>14</b>	<b>Keanu AL AZHARI</b>					ARE	6	2:01.329	22.373	34.560	1:04.396	145.7	17:14:55.429
	Hitech					Dallara 326	7	2:32.584	40.316	46.976	1:05.292	115.8	17:17:28.013
1	<b>3:23.236 B</b>	26.143	55.804	2:01.289	87.0	16:52:07.234	8	<b>1:40.338</b>	<b>21.119</b>	<b>32.519</b>	46.700	176.1	17:19:08.351
2	13:29.924	...	43.974	1:02.319	21.8	17:05:37.158	9	1:40.807	21.852	32.645	<b>46.310</b>	175.3	17:20:49.158
3	2:30.316	31.647	44.355	1:14.314	117.6	17:08:07.474	10	1:41.120	21.842	32.889	46.389	174.8	17:22:30.278
4	<b>1:53.868</b>	22.679	<b>31.827</b>	<b>59.362</b>	155.2	17:10:01.342	<b>27</b>	<b>Heitor DALL'AGNOL</b>					BRA
5	2:51.896	37.647	58.897	1:15.352	102.8	17:12:53.238		Palou Motorsport					Dallara 326
6	1:58.045	22.092	34.251	1:01.702	149.7	17:14:51.283	1	<b>3:28.100 B</b>	26.623	56.815	2:04.662	84.9	16:52:12.098
7	2:34.909	40.908	47.160	1:06.841	114.1	17:17:26.192	2	13:26.066	...	<b>43.586</b>	<b>1:02.480</b>	21.9	17:05:38.164
8	<b>1:40.021</b>	<b>21.363</b>	32.217	<b>46.441</b>	176.7	17:19:06.213	3	<b>2:29.426</b>	31.344	44.225	1:13.857	118.3	17:08:07.590
<b>16</b>	<b>Bianca BUSTAMANTE</b>					PHL	<b>31</b>	<b>Renzo BARBUY</b>					ARG
	Palou Motorsport					Dallara 326		TC Racing					Dallara 326
1	<b>3:44.901 B</b>	29.093	1:00.238	2:15.570	78.6	16:52:28.899	1	<b>3:48.654 B</b>	31.033	1:00.830	2:16.791	77.3	16:52:32.652
2	13:17.539	...	34.441	57.927	22.2	17:05:46.438	2	13:14.940	...	<b>34.292</b>	<b>56.766</b>	22.2	17:05:47.592
3	2:23.286	30.210	44.434	1:08.642	123.3	17:08:09.724	3	2:22.462	30.584	43.861	1:08.017	124.0	17:08:10.054
4	2:02.214	23.737	36.482	1:01.995	144.6	17:10:11.938	4	<b>2:00.683</b>	<b>23.802</b>	35.306	1:01.575	146.4	17:10:10.737
5	2:43.543	33.820	58.889	1:10.834	108.1	17:12:55.481	5	2:44.503	34.509	58.785	1:11.209	107.4	17:12:55.240
6	2:02.775	24.420	34.239	1:04.116	143.9	17:14:58.256	<b>33</b>	<b>Rafael PERARD</b>					FRA
7	2:31.412	39.735	47.513	1:04.164	116.7	17:17:29.668		Palou Motorsport					Dallara 326
8	<b>1:40.755</b>	<b>21.210</b>	<b>32.417</b>	47.128	175.4	17:19:10.423	1	<b>3:06.197 B</b>	24.510	49.774	1:51.913	94.9	16:51:50.195
9	1:40.909	21.622	32.561	46.726	175.1	17:20:51.332	2	13:46.121	...	42.977	1:03.467	21.4	17:05:36.316
10	1:40.826	21.387	32.774	<b>46.665</b>	175.3	17:22:32.158	3	2:30.928	<b>31.725</b>	43.743	1:15.460	117.1	17:08:07.244
<b>20</b>	<b>Benjamin BECKLEY</b>					CRI	4	<b>2:09.682</b>	32.985	<b>33.391</b>	<b>1:03.306</b>	136.3	17:10:16.926
	Tecnicar by Amtog					Dallara 326	5	2:39.392	34.226	56.825	1:08.341	110.9	17:12:56.318
1	<b>4:38.931 B</b>	39.257	1:00.394	2:59.280	63.4	16:53:22.929	<b>41</b>	<b>Alex POWELL</b>					USA
2	12:32.025	...	34.437	49.540	23.5	17:05:54.954		Griffin Core by Campos					Dallara 326
3	2:15.555	27.071	44.168	1:04.316	130.4	17:08:10.509	1	<b>3:30.867 B</b>	26.822	57.519	2:06.526	83.8	16:52:14.865
4	2:04.906	23.924	37.289	1:03.693	141.5	17:10:15.415	2	13:25.371	...	40.866	1:03.340	21.9	17:05:40.236
5	2:40.870	34.491	57.243	1:09.136	109.9	17:12:56.285	3	2:27.858	30.243	45.107	1:12.508	119.5	17:08:08.094
6	2:07.349	26.588	36.527	1:04.234	138.8	17:15:03.634	4	1:53.827	22.328	32.313	59.186	155.3	17:10:01.921
7	2:28.277	38.104	46.902	1:03.271	119.2	17:17:31.911	5	2:51.438	37.679	58.825	1:14.934	103.1	17:12:53.359
8	1:40.775	21.910	32.319	46.546	175.4	17:19:12.686	6	1:58.751	22.320	34.048	1:02.383	148.8	17:14:52.110
9	1:42.251	21.832	33.630	46.789	172.8	17:20:54.937	7	2:34.495	41.098	46.888	1:06.509	114.4	17:17:26.605
10	<b>1:38.681</b>	<b>21.102</b>	<b>31.867</b>	<b>45.712</b>	179.1	17:22:33.618	8	<b>1:40.531</b>	21.460	32.857	46.214	175.8	17:19:07.136
<b>22</b>	<b>Nacho TUÑON</b>					ESP	9	1:40.924	22.587	32.634	<b>45.703</b>	175.1	17:20:48.060
	Tecnicar by Amtog					Dallara 326	10	<b>1:38.067</b>	<b>20.952</b>	<b>31.817</b>	<b>45.298</b>	180.2	17:22:26.127
1	<b>3:39.712 B</b>	28.297	59.108	2:12.307	80.4	16:52:23.710	<b>44</b>	<b>Rayan CARETTI</b>					FRA
2	13:19.825	...	36.548	1:03.259	22.1	17:05:43.535		GRS					Dallara 326
3	2:25.073	30.140	44.451	1:10.482	121.8	17:08:08.608	1	<b>3:59.452 B</b>	34.237	1:02.068	2:23.147	73.8	16:52:43.450
4	1:56.073	24.127	33.846	58.100	152.3	17:10:04.681	2	13:04.527	...	33.712	53.706	22.5	17:05:47.977
5	2:49.242	37.204	58.733	1:13.305	104.4	17:12:53.923	3	2:22.156	31.234	44.149	1:06.773	124.3	17:08:10.133
6	2:00.606	22.365	34.260	1:03.981	146.5	17:14:54.529	4	2:00.124	23.500	35.015	1:01.609	147.1	17:10:10.257
7	2:32.827	40.609	47.047	1:05.171	115.6	17:17:27.356	5	2:44.866	34.198	58.621	1:12.047	107.2	17:12:55.123
8	<b>1:40.668</b>	<b>21.283</b>	32.782	<b>46.603</b>	175.6	17:19:08.024	6	2:01.925	22.232	34.562	1:05.131	144.9	17:14:57.048
9	3:30.319 B	21.718	<b>31.950</b>	2:36.651	84.0	17:22:38.343	7	2:31.742	39.717	47.257	1:04.768	116.5	17:17:28.790
<b>26</b>	<b>Tommy HARFIELD</b>					GBR	8	1:40.183	21.229	32.130	46.824	176.4	17:19:08.973
	Double R					Dallara 326	9	1:40.764	21.414	33.310	46.040	175.4	17:20:49.737
1	<b>4:06.187 B</b>	35.301	1:01.918	2:28.968	71.8	16:52:50.185	10	<b>1:38.523</b>	<b>21.029</b>	<b>31.888</b>	<b>45.606</b>	179.4	17:22:28.260
2	12:54.087	...	36.233	1:02.633	22.8	17:05:44.272							

# EURO CUP 3



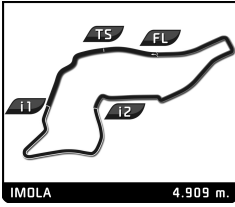
## Eurocup3 ROUND 3 - IMOLA Sprint Race

### Sector Analysis

Lap under Red Flag    — Invalidated Lap    ■ Personal Best    ■ Session Best    B Crossing the pit lane

Lap	Time	Sector 1	Sector 2	Sector 3	Kph	Elapsed	Lap	Time	Sector 1	Sector 2	Sector 3	Kph	Elapsed
<b>48</b> James EGOZI USA Palou Motorsport Dallara 326							3	2:24.044	29.985	44.508	1:09.551	122.7	17:08:09.210
1	<b>3:20.947 B</b>	26.031	54.947	1:59.969	87.9	16:52:04.945	4	1:57.616	23.651	34.721	59.244	150.3	17:10:06.826
2	13:33.942	...	42.283	1:02.654	21.7	17:05:38.887	5	2:47.558	36.317	58.710	1:12.531	105.5	17:12:54.384
3	2:28.977	31.072	44.859	1:13.046	118.6	17:08:07.864	6	2:02.017	22.389	34.495	1:05.133	144.8	17:14:56.401
4	1:55.276	23.940	32.312	59.024	153.3	17:10:03.140	7	2:32.010	39.816	47.327	1:04.867	116.3	17:17:28.411
5	2:50.346	37.065	58.889	1:14.392	103.7	17:12:53.486	8	<b>1:40.157</b>	<b>21.156</b>	<b>32.352</b>	46.649	176.4	17:19:08.568
6	1:59.359	22.327	34.157	1:02.875	148.1	17:14:52.845	9	1:40.907	21.639	32.958	46.310	175.1	17:20:49.475
7	2:33.822	41.134	46.952	1:05.736	114.9	17:17:26.667	10	1:40.364	21.477	32.616	<b>46.271</b>	176.1	17:22:29.839
8	1:39.996	21.062	32.933	46.001	176.7	17:19:06.663							
9	<b>1:38.811</b>	21.483	31.864	<b>45.464</b>	178.9	17:20:45.474							
10	<b>1:37.416</b>	<b>20.682</b>	<b>31.417</b>	<b>45.317</b>	181.4	17:22:22.890							
							<b>99</b> René LAMMERS NLD MP Motorsport Dallara 326						
1	<b>4:29.217 B</b>	37.334	1:01.481	2:50.402	65.6	16:53:13.215	3	2:16.225	28.201	43.529	1:04.495	129.7	17:08:11.418
2	12:41.978	...	34.208	49.063	23.2	17:05:55.193	4	2:01.767	23.101	36.196	1:02.470	145.1	17:10:13.185
3	2:16.225	28.201	43.529	1:04.495	129.7	17:08:11.418	5	2:42.854	34.717	57.962	1:10.175	108.5	17:12:56.039
4	2:01.767	23.101	36.196	1:02.470	145.1	17:10:13.185	6	2:03.124	24.149	34.786	1:04.189	143.5	17:14:59.163
5	2:42.854	34.717	57.962	1:10.175	108.5	17:12:56.039	7	2:30.740	39.989	47.477	1:03.274	117.2	17:17:29.903
6	2:03.124	24.149	34.786	1:04.189	143.5	17:14:59.163	8	1:40.220	21.387	<b>32.274</b>	46.559	176.3	17:19:10.123
7	2:30.740	39.989	47.477	1:03.274	117.2	17:17:29.903	9	<b>1:39.969</b>	21.228	32.754	<b>45.987</b>	176.8	17:20:50.092
8	1:40.220	21.387	<b>32.274</b>	46.559	176.3	17:19:10.123	10	1:40.243	<b>21.164</b>	32.950	46.129	176.3	17:22:30.335
9	<b>1:39.969</b>	21.228	32.754	<b>45.987</b>	176.8	17:20:50.092							
10	1:40.243	<b>21.164</b>	32.950	46.129	176.3	17:22:30.335							
<b>70</b> Yani STEVENHEYDENS BEL GRS Dallara 326													
1	<b>3:57.698 B</b>	33.868	1:01.496	2:22.334	74.3	16:52:41.696							
2	13:06.862	...	33.014	53.185	22.5	17:05:48.558							
3	2:21.674	31.349	44.024	1:06.301	124.7	17:08:10.232							
4	2:02.154	23.754	36.294	1:02.106	144.7	17:10:12.386							
5	2:43.201	34.296	58.433	1:10.472	108.3	17:12:55.587							
6	2:06.627	26.169	35.776	1:04.682	139.6	17:15:02.214							
7	2:28.712	38.050	47.478	1:03.184	118.8	17:17:30.926							
8	<b>1:39.676</b>	21.643	<b>31.717</b>	<b>46.316</b>	177.3	17:19:10.602							
9	1:40.893	21.587	32.672	46.634	175.2	17:20:51.495							
10	1:40.151	<b>20.894</b>	32.839	46.418	176.5	17:22:31.646							
<b>77</b> Bart HARRISON GBR Double R Dallara 326													
1	<b>3:33.363 B</b>	27.240	58.265	2:07.858	82.8	16:52:17.361							
2	13:23.665	...	40.188	1:03.547	22.0	17:05:41.026							
3	2:27.204	30.931	44.282	1:11.991	120.1	17:08:08.230							
4	3:09.546 B	24.234	37.320	2:07.992	93.2	17:11:17.776							
5	1:54.332	36.294	32.182	<b>45.856</b>	154.6	17:13:12.108							
6	1:52.329	26.581	33.495	52.253	157.3	17:15:04.437							
7	2:27.527	37.816	47.277	1:02.434	119.8	17:17:31.964							
8	<b>1:39.690</b>	21.477	<b>32.006</b>	46.207	177.3	17:19:11.654							
9	1:40.191	21.514	32.056	46.621	176.4	17:20:51.845							
10	1:40.399	<b>21.125</b>	32.670	46.604	176.0	17:22:32.244							
<b>84</b> Genaro TRAPPA ARG Hitech Dallara 326													
1	<b>3:10.165 B</b>	25.165	52.767	1:52.233	92.9	16:51:54.163							
2	13:39.335	...	43.975	1:03.549	21.6	17:05:33.498							
3	2:32.874	31.970	43.887	1:17.017	115.6	17:08:06.372							
4	1:52.402	22.033	32.149	58.220	157.2	17:09:58.774							
5	2:53.407	37.655	57.905	1:17.847	101.9	17:12:52.181							
6	1:56.888	22.158	33.184	1:01.546	151.2	17:14:49.069							
7	2:35.987	41.203	46.513	1:08.271	113.3	17:17:25.056							
8	1:39.499	21.624	31.859	46.016	177.6	17:19:04.555							
9	1:38.126	20.866	31.643	<b>45.617</b>	180.1	17:20:42.681							
10	<b>1:38.042</b>	<b>20.711</b>	<b>31.617</b>	45.714	180.3	17:22:20.723							
<b>91</b> Lorenzo CAMPOS AGO Double R Dallara 326													
1	<b>3:41.987 B</b>	28.641	59.573	2:13.773	79.6	16:52:25.985							
2	13:19.181	...	35.557	1:02.739	22.1	17:05:45.166							

# EURO CUP 3



## Eurocup3 ROUND 3 - IMOLA Sprint Race

### Track Limits Analysis

No	Driver	Team	T.L. Nr	Camera	Lap	Time
2	Kacper SZTUKA	Tecnicar by Amtog	1	Turn 14	10	17:21:51.222
						<b>Total Infractions:</b> <input type="text" value="1"/>
14	Keanu AL AZHARI	Hitech	1	Turn 19	8	17:18:55.754
						<b>Total Infractions:</b> <input type="text" value="1"/>
41	Alex POWELL	Griffin Core by Campos	1	Turn 14	10	17:21:54.491
						<b>Total Infractions:</b> <input type="text" value="1"/>
48	James EGOZI	Palou Motorsport	1	Turn 14	9	17:20:13.685
						<b>Total Infractions:</b> <input type="text" value="1"/>

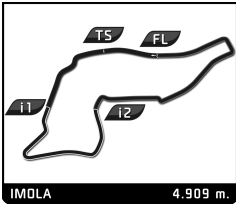
TOTAL TRACK LIMITS: 4

Published at: .....17:25.....

**Track Limits Operator:**

Daphne FERNÁNDEZ  
OD-1537-ESP-CAT

# EURO CUP 3





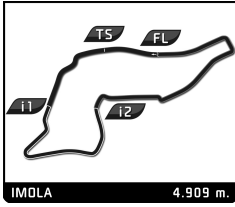
## Eurocup3 ROUND 3 - IMOLA Sprint Race

### Provisional Race Director Report

Hour	Flag	Message
16:29:05		E3 SR - PIT LANE WILL BE OPEN AT 16:35
16:35:10		PIT LANE OPEN
16:40:00		5 MINUTES BOARD - PIT LANE CLOSED
16:42:04		3 MINUTES BOARD
16:44:01		1 MINUTE BOARD
16:44:46		15 SECONDS BOARD
16:45:08		GREEN FLAG - FORMATION LAP
16:49:06	RF	RED FLAG
16:56:56		START BEHIND SAFETY CAR
16:57:14		5 MINUTES BOARD AT 16:58
16:58:00		5 MINUTES BOARD
17:00:04		3 MINUTES BOARD
17:02:02		1 MINUTE BOARD
17:02:45		15 SECONDS BOARD
17:03:05	SF	SAFETY CAR
17:07:10		SAFETY CAR IN THIS LAP
17:07:44	GF	GREEN FLAG
17:08:29	YF	YELLOW FLAG AT TURN 2-4
17:08:33	GF	GREEN FLAG
17:08:48	YF	YELLOW FLAG AT TURN 5-6
17:08:56		INCIDENT INVOLVING CAR #33 ON T3 NOTED
17:09:02	SF	SAFETY CAR
17:09:18		INCIDENT INVOLVING CAR #27 ON T6 NOTED
17:11:56		SAFETY CAR IN THIS LAP
17:12:30	GF	GREEN FLAG
17:12:59		SC PROCEDURE UNDER INVESTIGATION
17:13:26	YF	DOUBLE YELLOW AT TURN 2-4
17:13:41	SF	SAFETY CAR
17:13:46		SC PROCEDURE AFTER INVESTIGATION - NFA
17:13:56		MARSHALS ON TRACK
17:14:06		FOLLOWING SC IN T4 KEEP ON THE LHS
17:15:54		INCIDENT INVOLVING CARS #31 #33 ON T4 NOTED
17:16:40		SAFETY CAR IN THIS LAP
17:17:12	GF	GREEN FLAG
17:17:29		SC PROCEDURE UNDER INVESTIGATION
17:18:37		INCIDENT INVOLVING CARS #24 #2 ON T2 NOTED
17:19:13		INCIDENT INVOLVING CARS #84 #2 ON T2 NOTED - CORRECTION
17:19:57	YF	YELLOW FLAG AT TURN 6.1
17:21:07	GF	GREEN FLAG
17:22:16		CHEQUERED FLAG
17:23:02		TOP 3 OVERALL PROCEED TO THE PODIUM AREA - CARS #5 #11 #84
17:23:35		CARS & DRIVERS #5 #11 #84 #26 STAY ON PARC FERME FOR POSTERIOR SCRUTINEERING

Published at: ...17:25 .....


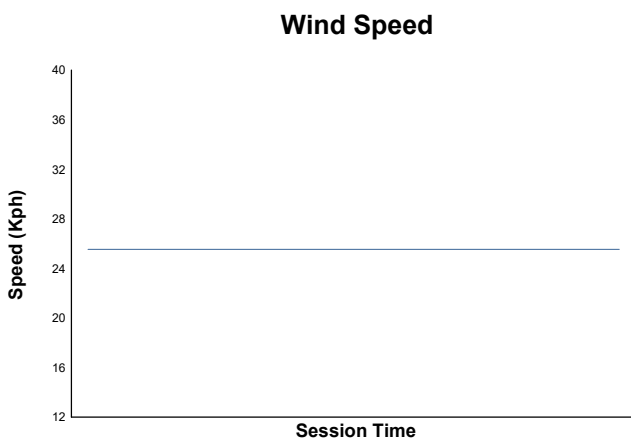
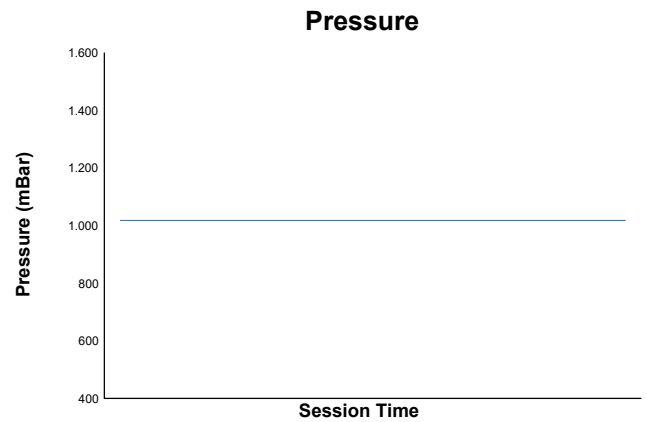
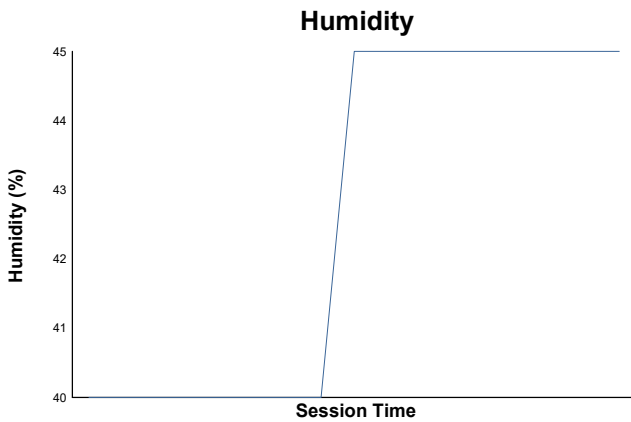
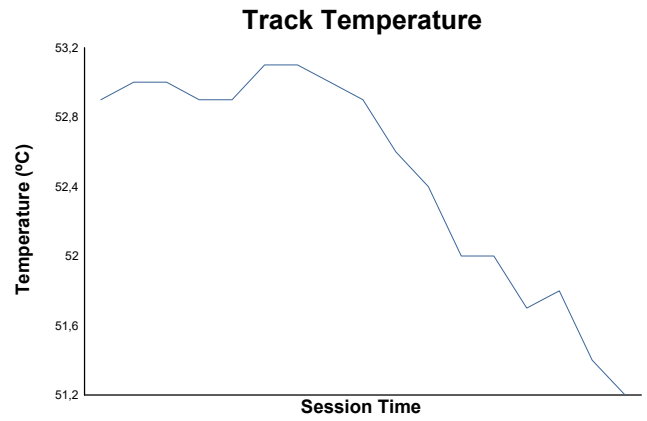
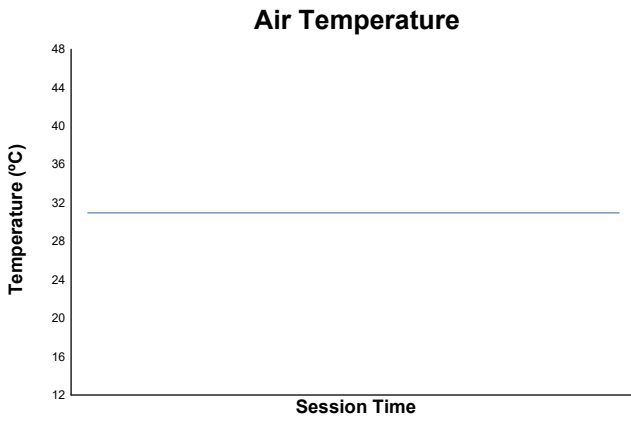
<b>Race Director:</b> Luis GONZÁLEZ 	<b>Timekeeper:</b> Alberto ESTÉBANEZ 
-------------------------------------------------------------------------------------------------------------------------------	----------------------------------------------------------------------------------------------------------------------------------



## ROUND 3 - IMOLA

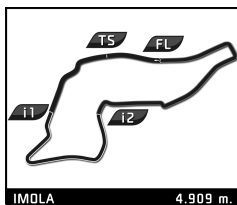
Eurocup3  
Sprint Race

### Weather Report



Track Status: **DRY**

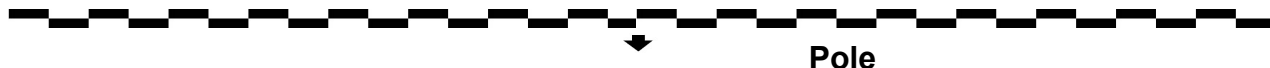
# EURO CUP 3



## Eurocup3 ROUND 3 - IMOLA Race 2 (30 Minutes +1 Lap)

### Final Starting Grid

			- 14 -	39	Hitech	Santino PANETTA
1:38.231	Edouard BORGNA	Drivex	3	- 13 -	70	GRS Yani STEVENHEYDENS
1:38.038	Benjamin BECKLEY	Tecnicar by Amtog	20	- 12 -	31	TC Racing Renzo BARBUY
1:37.422	Stylianos KOLOVOS	Drivex	6	- 11 -	44	GRS Rayan CARETTI
1:37.256	Bianca BUSTAMANTE	Palou Motorsport	16	- 10 -	26	Double R Tommy HARFIELD
1:36.632	Patrick HEUZENROEDER	Griffin Core by Campos	5	- 9 -	99	MP Motorsport René LAMMERS
1:36.600	Bart HARRISON	Double R	77	- 8 -	37	Drivex Filippo FIORENTINO
1:36.506	Alex POWELL	Griffin Core by Campos	41	- 7 -	91	Double R Lorenzo CAMPOS
1:36.444	Juan COTA	TC Racing	11	- 6 -	9	Griffin Core by Campos Thomas STRAUVEN
1:36.231	Chistopher EL FEGHALI	Drivex	7	- 5 -	22	Tecnicar by Amtog Nacho TUÑON
1:36.154	Genaro TRAPPA	Hitech	84	- 4 -	27	Palou Motorsport Heitor DALL'AGNOL
1:36.144	Ean EYCKMANS	MP Motorsport	4	- 3 -	2	Tecnicar by Amtog Kacper SZTUKA
1:35.826	Gianmarco PRADEL	MP Motorsport	12	- 2 -	14	Hitech Keanu AL AZHARI
1:35.475	Rafael PERARD	Palou Motorsport	33	- 1 -	48	Palou Motorsport James EGOZI



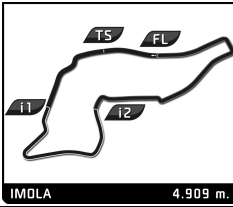
Pole

**CAR #70 - DROP OF 5 GRID POSITIONS - STEWARDS DECISION N°12**  
**CAR #27 - DROP OF 3 GRID POSITIONS - STEWARDS DECISION N°17**  
**CARS #8, #10 & #23 WILL NOT TAKE PART IN THE RACE - STEWARDS DECISION N°20**

Published at: ..... 20:30 .....

			<b>Timekeeper:</b> Alberto ESTÉBANEZ	
Mr. Pedro Vilches Chair of the Stewards	Mr. Juan Font Steward	Mr. Marco Michelini Steward		

# EURO CUP 3



## Eurocup3 ROUND 3 - IMOLA Race 2 (30 Minutes +1 Lap)

### Final Classification

No	Driver	Nat	Team	Car	Cl.	Laps	Total Time	Gap	Kph	Best Lap		
										Lap	Time	Kph
1	48 James EGOZI	USA	Palou Motorsport	Dallara 326		19	32:29.852	-	172.2	15	1:36.680	182.8
2	33 Rafael PERARD	FRA	Palou Motorsport	Dallara 326	R	19	32:34.924	+5.072	171.8	8	1:36.963	182.3
3	2 Kacper SZTUKA	POL	Tecnicar by Amtog	Dallara 326		19	32:36.131	+6.279	171.7	11	1:36.938	182.3
4	14 Keanu AL AZHARI	ARE	Hitech	Dallara 326		19	32:39.861	+10.009	171.3	7	1:37.098	182.0
5	27 Heitor DALL'AGNOL	BRA	Palou Motorsport	Dallara 326	R	19	32:40.388	+10.536	171.3	9	1:37.052	182.1
6	4 Ean EYCKMANS	BEL	MP Motorsport	Dallara 326	R	19	32:41.882	+12.030	171.1	8	1:37.343	181.5
7	9 Thomas STRAUVEN	BEL	Griffin Core by Campos	Dallara 326	R	19	32:50.148	+20.296	170.4	12	1:37.465	181.3
8	7 Christopher EL FEGHALI	LBN	Drivex	Dallara 326		19	32:51.410	+21.558	170.3	10	1:37.522	181.2
9	99 René LAMMERS	NLD	MP Motorsport	Dallara 326	R	19	32:51.556	+21.704	170.3	13	1:37.200	181.8
10	12 Gianmarco PRADEL	AUS	MP Motorsport	Dallara 326		19	32:52.120	+22.268	170.3	8	1:37.467	181.3
11	41 Alex POWELL	USA	Griffin Core by Campos	Dallara 326	R	19	32:52.898	+23.046	170.2	8	1:37.788	180.7
12	84 Genaro TRAPPA	ARG	Hitech	Dallara 326	R	19	32:58.973	+29.121	169.7	9	1:37.949	180.4
13	11 Juan COTA	ESP	TC Racing	Dallara 326	R	19	32:59.483	+29.631	169.6	9	1:37.752	180.8
14	77 Bart HARRISON	GBR	Double R	Dallara 326	R	19	33:00.031	+30.179	169.6	9	1:37.815	180.7
15	39 Santino PANETTA	ARG	Hitech	Dallara 326		19	33:00.571	+30.719	169.5	11	1:37.559	181.1
16	37 Filippo FIORENTINO	BRA	Drivex	Dallara 326	R	19	33:01.205	+31.353	169.5	9	1:37.810	180.7
17	26 Tommy HARFIELD	GBR	Double R	Dallara 326	R	19	33:01.816	+31.964	169.4	16	1:37.614	181.0
18	5 Patrick HEUZENROEDER	AUS	Griffin Core by Campos	Dallara 326		19	33:02.886	+33.034	169.3	16	1:38.216	179.9
19	16 Bianca BUSTAMANTE	PHL	Palou Motorsport	Dallara 326		19	33:05.236	+35.384	169.1	16	1:37.995	180.3
20	44 Rayan CARETTI	FRA	GRS	Dallara 326	R	19	33:13.073	+43.221	168.5	9	1:38.564	179.3
21	6 Stylianos KOLOVOS	GRC	Drivex	Dallara 326	R	19	33:15.881	+46.029	168.2	8	1:38.426	179.6
22	3 Edouard BORGNA	FRA	Drivex	Dallara 326		19	33:27.128	+57.276	167.3	18	1:39.208	178.1
23	31 Renzo BARBUY	ARG	TC Racing	Dallara 326	R	19	33:27.680	+57.828	167.2	8	1:39.243	178.1
24	22 Nacho TUÑON	ESP	Tecnicar by Amtog	Dallara 326	R	18	31:13.350	1 Lap	169.8	8	1:36.919	182.3
25	20 Benjamin BECKLEY	CRI	Tecnicar by Amtog	Dallara 326	R	18	32:47.178	1 Lap	161.7	18	1:38.408	179.6
<b>Not classified</b>												
70	Yani STEVENHEYDENS	BEL	GRS	Dallara 326	R	12	21:36.895			7	1:37.895	180.5
91	Lorenzo CAMPOS	AGO	Double R	Dallara 326	R							

Pole Position:

James EGOZI

1:35.425

185.2 Kph

Fastest Lap:

Lap15

James EGOZI

1:36.680

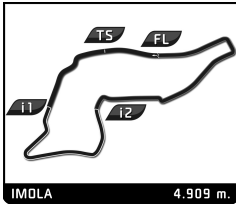
182.8 Kph

Published at: .....11:00.....

Track Status: **DRY**

 Mr. Pedro Vilches Chair of the Stewards	 Mr. Juan Font Steward	 Mr. Marco Michelini Steward	Timekeeper: Alberto ESTÉBANEZ 
------------------------------------------------	------------------------------	------------------------------------	--------------------------------------

# EURO CUP 3



## Eurocup3 ROUND 3 - IMOLA Race 2 (30 Minutes +1 Lap)

### Final Classification by Class

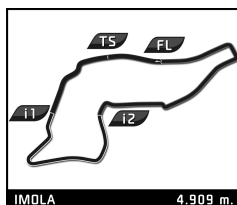
R	No	Driver	Nat	Team	Car	Laps	Total Time	Gap	Kph	Best Lap		
										Lap	Time	Kph
1	33	Rafael PERARD	FRA	Palou Motorsport	Dallara 326	19	<b>32:34.924</b>		171.8	8	<b>1:36.963</b>	182.3
2	27	Heitor DALL'AGNOL	BRA	Palou Motorsport	Dallara 326	19	<b>32:40.388</b>	+5.464	171.3	9	<b>1:37.052</b>	182.1
3	4	Ean EYCKMANS	BEL	MP Motorsport	Dallara 326	19	<b>32:41.882</b>	+6.958	171.1	8	<b>1:37.343</b>	181.5
4	9	Thomas STRAUVEN	BEL	Griffin Core by Campos	Dallara 326	19	<b>32:50.148</b>	+15.224	170.4	12	<b>1:37.465</b>	181.3
5	7	Chistopher EL FEGHALI	LBN	Drivex	Dallara 326	19	<b>32:51.410</b>	+16.486	170.3	10	<b>1:37.522</b>	181.2
6	99	René LAMMERS	NLD	MP Motorsport	Dallara 326	19	<b>32:51.556</b>	+16.632	170.3	13	<b>1:37.200</b>	181.8
7	41	Alex POWELL	USA	Griffin Core by Campos	Dallara 326	19	<b>32:52.898</b>	+17.974	170.2	8	<b>1:37.788</b>	180.7
8	84	Genaro TRAPPA	ARG	Hitech	Dallara 326	19	<b>32:58.973</b>	+24.049	169.7	9	<b>1:37.949</b>	180.4
9	11	Juan COTA	ESP	TC Racing	Dallara 326	19	<b>32:59.483</b>	+24.559	169.6	9	<b>1:37.752</b>	180.8
10	77	Bart HARRISON	GBR	Double R	Dallara 326	19	<b>33:00.031</b>	+25.107	169.6	9	<b>1:37.815</b>	180.7
11	39	Santino PANETTA	ARG	Hitech	Dallara 326	19	<b>33:00.571</b>	+25.647	169.5	11	<b>1:37.559</b>	181.1
12	37	Filippo FIORENTINO	BRA	Drivex	Dallara 326	19	<b>33:01.205</b>	+26.281	169.5	9	<b>1:37.810</b>	180.7
13	26	Tommy HARFIELD	GBR	Double R	Dallara 326	19	<b>33:01.816</b>	+26.892	169.4	16	<b>1:37.614</b>	181.0
14	44	Rayan CARETTI	FRA	GRS	Dallara 326	19	<b>33:13.073</b>	+38.149	168.5	9	<b>1:38.564</b>	179.3
15	6	Stylianos KOLOVOS	GRC	Drivex	Dallara 326	19	<b>33:15.881</b>	+40.957	168.2	8	<b>1:38.426</b>	179.6
16	31	Renzo BARBUY	ARG	TC Racing	Dallara 326	19	<b>33:27.680</b>	+52.756	167.2	8	<b>1:39.243</b>	178.1
17	22	Nacho TUÑON	ESP	Tecnicar by Amtog	Dallara 326	18	<b>31:13.350</b>	1 Lap	169.8	8	<b>1:36.919</b>	182.3
18	20	Benjamin BECKLEY	CRI	Tecnicar by Amtog	Dallara 326	18	<b>32:47.178</b>	1 Lap	161.7	18	<b>1:38.408</b>	179.6
<b>Not classified</b>												
	70	Yani STEVENHEYDENS	BEL	GRS	Dallara 326	12	<b>21:36.895</b>	7 Laps		7	<b>1:37.895</b>	180.5
	91	Lorenzo CAMPOS	AGO	Double R	Dallara 326			19 Laps				

Published at: .....11:00.....

Track Status: **DRY**

 Mr. Pedro Vilches Chair of the Stewards	 Mr. Juan Font Steward	 Mr. Marco Michelini Steward	<b>Timekeeper:</b> Alberto ESTÉBANEZ 
------------------------------------------------	------------------------------	------------------------------------	---------------------------------------------

# EURO CUP 3

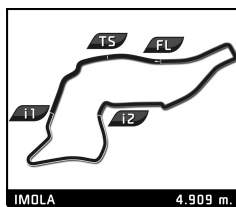


## Eurocup3 ROUND 3 - IMOLA Race 2

### Best Sector Times

Sector 1			Sector 2			Sector 3			Ideal Lap	Best Lap
Pos	No Driver	Time	No Driver	Time	No Driver	Time	Pos	No Driver		
1	7 C.EL FEGHALI	20.689	48 J.EGOZI	30.862	22 N.TUÑON	44.825	1	22 N.TUÑON	1:36.428	1:36.919 (2)
2	39 S.PANETTA	20.691	22 N.TUÑON	30.897	48 J.EGOZI	44.878	2	48 J.EGOZI	1:36.459	1:36.680 (1)
3	33 R.PERARD	20.702	4 E.EYCKMANS	30.936	27 H.DALL'AGNOL	44.971	3	2 K.SZTUKA	1:36.803	1:36.938 (3)
4	22 N.TUÑON	20.706	14 K.AL AZHARI	31.028	33 R.PERARD	44.988	4	33 R.PERARD	1:36.806	1:36.963 (4)
5	48 J.EGOZI	20.719	2 K.SZTUKA	31.030	2 K.SZTUKA	45.012	5	14 K.AL AZHARI	1:36.905	1:37.098 (6)
6	37 F.FIORENTINO	20.732	33 R.PERARD	31.116	7 C.EL FEGHALI	45.090	6	27 H.DALL'AGNOL	1:36.920	1:37.052 (5)
7	99 R.LAMMERS	20.739	99 R.LAMMERS	31.117	99 R.LAMMERS	45.094	7	99 R.LAMMERS	1:36.950	1:37.200 (7)
8	2 K.SZTUKA	20.761	27 H.DALL'AGNOL	31.120	14 K.AL AZHARI	45.100	8	4 E.EYCKMANS	1:37.099	1:37.343 (8)
9	70 Y.STEVENHEYDENS	20.763	26 T.HARFIELD	31.195	9 T.STRAUVEN	45.104	9	7 C.EL FEGHALI	1:37.225	1:37.522 (11)
10	14 K.AL AZHARI	20.777	9 T.STRAUVEN	31.223	12 G.PRADEL	45.209	10	9 T.STRAUVEN	1:37.236	1:37.465 (9)
11	11 J.COTA	20.803	12 G.PRADEL	31.225	77 B.HARRISON	45.248	11	26 T.HARFIELD	1:37.342	1:37.614 (13)
12	26 T.HARFIELD	20.816	11 J.COTA	31.303	4 E.EYCKMANS	45.306	12	12 G.PRADEL	1:37.356	1:37.467 (10)
13	27 H.DALL'AGNOL	20.829	70 Y.STEVENHEYDENS	31.312	26 T.HARFIELD	45.331	13	39 S.PANETTA	1:37.455	1:37.559 (12)
14	5 P.HEUZENROEDER	20.838	39 S.PANETTA	31.324	41 A.POWELL	45.350	14	11 J.COTA	1:37.474	1:37.752 (14)
15	16 B.BUSTAMANTE	20.843	41 A.POWELL	31.345	11 J.COTA	45.368	15	37 F.FIORENTINO	1:37.565	1:37.810 (16)
16	4 E.EYCKMANS	20.857	37 F.FIORENTINO	31.366	39 S.PANETTA	45.440	16	41 A.POWELL	1:37.602	1:37.788 (15)
17	77 B.HARRISON	20.859	84 G.TRAPPA	31.433	5 P.HEUZENROEDER	45.442	17	77 B.HARRISON	1:37.641	1:37.815 (17)
18	44 R.CARETTI	20.873	7 C.EL FEGHALI	31.446	37 F.FIORENTINO	45.467	18	5 P.HEUZENROEDER	1:37.755	1:38.216 (21)
19	41 A.POWELL	20.907	20 B.BECKLEY	31.461	84 G.TRAPPA	45.479	19	70 Y.STEVENHEYDENS	1:37.799	1:37.895 (18)
20	9 T.STRAUVEN	20.909	5 P.HEUZENROEDER	31.475	16 B.BUSTAMANTE	45.531	20	84 G.TRAPPA	1:37.850	1:37.949 (19)
21	12 G.PRADEL	20.922	16 B.BUSTAMANTE	31.491	44 R.CARETTI	45.676	21	16 B.BUSTAMANTE	1:37.865	1:37.995 (20)
22	84 G.TRAPPA	20.938	77 B.HARRISON	31.534	6 S.KOLOVOS	45.706	22	44 R.CARETTI	1:38.205	1:38.564 (24)
23	6 S.KOLOVOS	21.038	6 S.KOLOVOS	31.614	70 Y.STEVENHEYDENS	45.724	23	20 B.BECKLEY	1:38.243	1:38.408 (22)
24	20 B.BECKLEY	21.040	44 R.CARETTI	31.656	20 B.BECKLEY	45.742	24	6 S.KOLOVOS	1:38.358	1:38.426 (23)
25	31 R.BARBUY	21.086	31 R.BARBUY	31.796	3 E.BORGNA	45.773	25	3 E.BORGNA	1:38.740	1:39.208 (25)
26	3 E.BORGNA	21.112	3 E.BORGNA	31.855	31 R.BARBUY	46.005	26	31 R.BARBUY	1:38.887	1:39.243 (26)

# EURO CUP 3

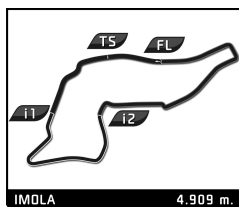


## Eurocup3 ROUND 3 - IMOLA Race 2

### Best Top Speed

No Driver	Team	Class	Top 1		Top 2		Top 3		Top 4		Top 5		
			Kph	Lap	Kph	Lap	Kph	Lap	Kph	Lap	Kph	Lap	Avg
5	Patrick HEUZENROEDER	Griffin Core by Campos	270.7	6	264.7	4	263.4	5	260.9	8	260.2	9	264,0
37	Filippo FIORENTINO	Drivex	268.7	8	263.4	7	262.1	14	260.2	4	260.2	5	262,9
39	Santino PANETTA	Hitech	266.7	19	260.9	5	259.6	10	258.4	9	258.4	14	260,8
11	Juan COTA	TC Racing	266.0	17	262.8	7	262.8	18	262.1	4	261.5	5	263,0
7	Chistopher EL FEGHALI	Drivex	264.1	6	263.4	16	262.8	18	261.5	4	260.2	12	262,4
9	Thomas STRAUVEN	Griffin Core by Campos	264.1	13	260.9	4	259.0	6	257.8	12	257.1	11	259,8
70	Yani STEVENHEYDENS	GRS	264.1	4	259.0	6	259.0	7	255.3	8	255.3	10	258,5
77	Bart HARRISON	Double R	264.1	5	263.4	6	262.8	4	262.1	13	261.5	14	262,8
3	Edouard BORGNA	Drivex	263.4	4	261.5	7	260.9	5	260.9	6	260.2	8	261,4
31	Renzo BARBUY	TC Racing	263.4	4	259.6	6	256.5	5	255.3	7	254.7	12	257,9
12	Gianmarco PRADEL	MP Motorsport	262.1	16	260.2	7	260.2	15	259.0	14	256.5	18	259,6
41	Alex POWELL	Griffin Core by Campos	262.1	4	258.4	5	256.5	9	255.9	8	255.3	13	257,6
4	Ean EYCKMANS	MP Motorsport	261.5	4	258.4	7	255.3	5	254.7	6	254.1	19	256,8
26	Tommy HARFIELD	Double R	261.5	5	260.9	6	260.2	10	260.2	13	259.0	4	260,4
99	René LAMMERS	MP Motorsport	261.5	11	260.2	9	259.0	4	259.0	6	259.0	16	259,7
20	Benjamin BECKLEY	Tecnicar by Amtog	260.9	8	260.2	5	260.2	7	259.6	4	256.5	6	259,5
33	Rafael PERARD	Palou Motorsport	260.9	7	260.2	13	257.8	4	257.1	6	256.5	8	258,5
27	Heitor DALL'AGNOL	Palou Motorsport	260.2	18	257.8	4	256.5	17	255.3	15	255.3	16	257,0
6	Stylianios KOLOVOS	Drivex	259.6	7	259.0	4	258.4	5	255.9	9	255.3	6	257,6
16	Bianca BUSTAMANTE	Palou Motorsport	259.0	4	255.3	7	254.7	5	254.7	6	254.7	8	255,7
84	Genaro TRAPPA	Hitech	259.0	4	255.9	5	255.9	7	255.9	13	255.3	14	256,4
22	Nacho TUÑON	Tecnicar by Amtog	257.8	14	257.8	16	257.8	17	257.1	11	256.5	10	257,4
44	Rayan CARETTI	GRS	257.8	14	255.9	5	255.9	10	255.9	13	255.3	11	256,2
14	Keanu AL AZHARI	Hitech	255.9	5	255.3	15	254.7	6	254.1	7	253.5	4	254,7
2	Kacper SZTUKA	Tecnicar by Amtog	255.3	13	254.7	4	254.7	12	253.5	8	253.5	10	254,3
48	James EGOZI	Palou Motorsport	252.3	7	252.3	14	250.6	12	250.6	15	250.6	18	251,3
91	Lorenzo CAMPOS	Double R											

# EURO CUP 3

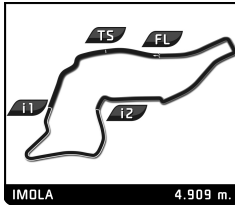


## Eurocup3 ROUND 3 - IMOLA Race 2

### Lap Chart

No	Pos	Grid	Lap																		
			1	2	3	4	5	6	7	8	9	10	11	12	13	14	15	16	17	18	19
48	1	48	48	48	48	48	48	48	48	48	48	48	48	48	48	48	48	48	48	48	48
33	2	33	33	33	33	33	33	33	33	33	33	33	33	33	33	33	33	33	33	33	33
14	3	14	14	14	14	2	2	2	2	2	2	2	2	2	2	2	2	2	2	2	2
12	4	12	2	2	2	14	14	14	14	14	14	14	14	14	14	14	14	14	14	14	14
2	5	2	27	27	27	27	27	27	27	27	27	27	27	27	27	27	27	27	27	27	27
4	6	4	4	4	4	4	4	4	4	4	4	4	4	4	4	4	4	4	4	4	4
27	7	27	12	12	12	12	12	12	12	12	12	12	12	9	9	9	9	9	9	9	9
84	8	84	9	9	9	9	9	9	9	9	9	9	9	12	22	22	22	22	7	7	7
22	9	22	7	7	7	7	7	7	7	7	7	7	22	22	22	12	12	7	7	99	99
7	10	7	84	84	84	41	41	22	22	22	22	22	7	7	7	7	12	99	12	12	12
9	11	9	41	41	41	84	22	41	41	41	41	41	99	99	99	99	99	12	22	41	41
11	12	11	11	11	22	22	84	99	99	99	99	99	41	41	41	41	41	41	41	84	84
91	13	91	22	22	11	99	99	84	84	84	84	84	84	84	84	84	84	84	84	84	11
41	14	41	99	99	99	11	11	5	11	11	11	11	11	11	11	11	11	11	11	77	77
37	15	37	77	77	5	5	5	11	77	77	77	77	77	77	77	77	77	77	77	39	39
77	16	77	5	5	77	77	77	77	5	37	37	37	37	37	39	39	39	39	39	37	37
99	17	99	37	37	37	37	37	37	37	5	5	5	39	39	39	37	37	37	37	26	26
5	18	5	16	16	44	44	39	39	39	39	39	39	5	5	5	5	5	5	26	5	5
26	19	26	26	26	39	39	16	16	16	16	16	16	16	16	26	26	26	26	5	16	16
16	20	16	44	44	16	16	44	44	44	44	44	26	26	26	26	16	16	16	16	44	44
44	21	44	39	39	26	26	26	26	26	26	26	44	44	44	44	44	44	44	44	6	6
6	22	6	31	31	31	31	31	31	70	70	70	70	70	70	6	6	6	6	6	3	3
31	23	31	6	6	6	70	70	70	31	31	6	6	6	6	31	31	31	31	31	31	31
20	24	20	3	3	3	6	6	6	6	6	31	31	31	31	3	3	3	3	3	3	3
70	25	70	20	20	20	3	20	20	3	3	3	3	3	3	20	20	20	20	20	20	20
3	26	3	70	70	70	20	3	3	20	20	20	20	20	20	20	20	20	20	20	20	20
39	27	39																			

# EURO CUP 3

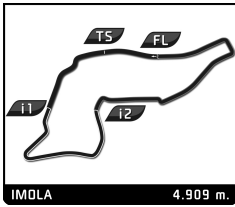


## Eurocup3 ROUND 3 - IMOLA Race 2

### Fastest Lap Sequence

Elapsed	No	Driver	Team	Car	Class	Time	Kph	Lap
4:54.916	48	James EGOZI	Palou Motorsport	Dallara 326		3:07.898	94.1	2
4:55.173	33	Rafael PERARD	Palou Motorsport	Dallara 326	R	3:06.510	94.8	2
4:55.506	14	Keanu AL AZHARI	Hitech	Dallara 326		3:05.904	95.1	2
4:55.789	2	Kacper SZTUKA	Tecnicar by Amtog	Dallara 326		3:05.260	95.4	2
4:55.918	27	Heitor DALL'AGNOL	Palou Motorsport	Dallara 326	R	3:04.399	95.8	2
4:56.368	4	Ean EYCKMANS	MP Motorsport	Dallara 326	R	3:04.344	95.9	2
4:56.512	12	Gianmarco PRADEL	MP Motorsport	Dallara 326		3:03.917	96.1	2
4:56.866	9	Thomas STRAUVEN	Griffin Core by Campos	Dallara 326	R	3:03.601	96.3	2
4:56.999	7	Christopher EL FEGHALI	Drivex	Dallara 326	R	3:02.965	96.6	2
4:57.409	84	Genaro TRAPPA	Hitech	Dallara 326	R	3:02.289	96.9	2
4:57.583	41	Alex POWELL	Griffin Core by Campos	Dallara 326	R	3:01.575	97.3	2
4:57.836	11	Juan COTA	TC Racing	Dallara 326	R	3:01.128	97.6	2
4:57.995	22	Nacho TUÑON	Tecnicar by Amtog	Dallara 326	R	3:00.164	98.1	2
4:58.163	99	René LAMMERS	MP Motorsport	Dallara 326	R	2:59.016	98.7	2
4:58.376	77	Bart HARRISON	Double R	Dallara 326	R	2:58.187	99.2	2
4:58.509	5	Patrick HEUZENROEDER	Griffin Core by Campos	Dallara 326		2:57.063	99.8	2
4:58.666	37	Filippo FIORENTINO	Drivex	Dallara 326	R	2:56.098	100.4	2
4:59.797	26	Tommy HARFIELD	Double R	Dallara 326	R	2:56.049	100.4	2
4:59.972	44	Rayan CARETTI	GRS	Dallara 326	R	2:54.573	101.2	2
5:00.288	39	Santino PANETTA	Hitech	Dallara 326	R	2:52.149	102.7	2
5:00.417	31	Renzo BARBUY	TC Racing	Dallara 326	R	2:50.618	103.6	2
5:00.622	6	Stylios KOLOVOS	Drivex	Dallara 326	R	2:50.180	103.8	2
5:00.759	3	Edouard BORGNA	Drivex	Dallara 326		2:48.634	104.8	2
5:00.969	20	Benjamin BECKLEY	Tecnicar by Amtog	Dallara 326	R	2:47.561	105.5	2
5:01.219	70	Yani STEVENHEYDENS	GRS	Dallara 326	R	2:47.289	105.6	2
6:35.214	48	James EGOZI	Palou Motorsport	Dallara 326		1:40.298	176.2	3
8:13.005	48	James EGOZI	Palou Motorsport	Dallara 326		1:37.791	180.7	4
9:50.252	48	James EGOZI	Palou Motorsport	Dallara 326		1:37.247	181.7	5
11:27.400	48	James EGOZI	Palou Motorsport	Dallara 326		1:37.148	181.9	6
11:29.208	2	Kacper SZTUKA	Tecnicar by Amtog	Dallara 326		1:37.065	182.1	6
13:06.200	2	Kacper SZTUKA	Tecnicar by Amtog	Dallara 326		1:36.992	182.2	7
14:42.345	33	Rafael PERARD	Palou Motorsport	Dallara 326	R	1:36.963	182.3	8
14:50.347	22	Nacho TUÑON	Tecnicar by Amtog	Dallara 326	R	1:36.919	182.3	8
17:55.470	48	James EGOZI	Palou Motorsport	Dallara 326		1:36.916	182.3	10
19:32.292	48	James EGOZI	Palou Motorsport	Dallara 326		1:36.822	182.5	11
26:00.176	48	James EGOZI	Palou Motorsport	Dallara 326		1:36.680	182.8	15

# EURO CUP 3



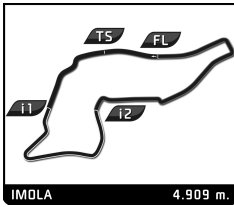
## Eurocup3 ROUND 3 - IMOLA Race 2

### Analysis by lap

Lapped ■

No	Lap Time	Gap	No	Lap Time	Gap	No	Lap Time	Gap	No	Lap Time	Gap	No	Lap Time	Gap
<b>Lap 1</b>			<b>Lap 3</b>			<b>Lap 5</b>			<b>Lap 7</b>			<b>Lap 9</b>		
48	1:47.018	0.000	48	1:40.298		48	1:37.247		48	1:37.255		48	1:36.976	
33	1:48.663	1.645	33	1:40.464	0.423	33	1:37.117	0.530	33	1:37.573	0.727	33	1:37.023	0.814
14	1:49.602	2.584	14	1:40.927	1.219	2	1:37.554	1.891	2	1:36.992	1.545	2	1:36.994	1.631
2	1:50.529	3.511	2	1:40.748	1.323	14	1:37.618	2.566	14	1:37.098	2.592	14	1:37.290	3.371
27	1:51.519	4.501	27	1:41.301	2.005	27	1:37.900	3.441	27	1:37.350	4.137	27	1:37.052	4.388
4	1:52.024	5.006	4	1:41.100	2.254	4	1:37.967	4.046	4	1:37.726	5.389	4	1:37.399	6.232
12	1:52.595	5.577	12	1:41.915	3.213	12	1:37.787	4.697	12	1:38.440	6.213	12	1:37.588	7.369
9	1:53.265	6.247	9	1:41.990	3.642	9	1:37.937	5.412	9	1:37.811	6.882	9	1:37.594	8.083
7	1:54.034	7.016	7	1:42.149	3.934	7	1:37.774	5.690	7	1:37.636	7.339	7	1:37.637	8.658
84	1:55.120	8.102	84	1:42.206	4.401	41	1:38.043	6.926	22	1:37.443	8.773	22	1:37.039	8.832
41	1:56.008	8.990	41	1:42.256	4.625	22	1:38.108	7.523	41	1:38.341	9.681	41	1:38.144	11.714
11	1:56.708	9.690	22	1:42.405	5.186	84	1:39.569	8.947	99	1:37.842	10.223	99	1:38.192	12.070
22	1:57.831	10.813	11	1:42.972	5.594	99	1:39.262	9.112	84	1:38.082	11.688	84	1:37.949	13.864
99	1:59.147	12.129	99	1:42.728	5.677	11	1:39.386	9.870	11	1:38.150	12.871	11	1:37.752	14.589
77	2:00.189	13.171	5	1:42.820	6.115	5	1:39.295	10.131	77	1:38.440	13.304	77	1:37.815	15.239
5	2:01.446	14.428	77	1:43.144	6.306	77	1:39.295	10.335	5	1:39.607	14.033	37	1:37.810	16.003
37	2:02.568	15.550	37	1:43.191	6.643	37	1:39.352	10.785	37	1:39.069	14.208	5	1:38.818	17.803
16	2:02.907	15.889	44	1:43.029	7.787	39	1:38.919	11.433	39	1:38.915	14.653	39	1:38.904	18.076
26	2:03.748	16.730	39	1:43.392	8.466	16	1:38.687	12.233	16	1:38.745	15.236	16	1:38.981	19.084
44	2:05.399	18.381	16	1:44.784	8.816	44	1:41.104	13.333	44	1:38.846	16.587	44	1:38.564	19.750
39	2:08.139	21.121	26	1:44.572	9.155	26	1:40.198	14.032	26	1:38.643	17.642	26	1:38.325	20.113
31	2:09.799	22.781	31	1:44.192	9.395	31	1:39.702	14.225	70	1:37.895	18.486	70	1:38.061	20.611
6	2:10.442	23.424	6	1:44.361	9.769	70	1:39.125	14.585	31	1:39.660	20.220	6	1:39.287	25.088
3	2:12.125	25.107	3	1:44.518	10.063	6	1:39.950	15.909	6	1:40.050	21.274	31	1:40.598	26.162
20	2:13.408	26.390	20	1:44.730	10.485	20	1:39.536	16.350	3	1:39.940	21.839	3	1:39.663	27.488
70	2:13.930	26.912	70	1:44.668	10.673	3	1:40.342	16.700	20	1:40.688	22.090	20	2:21.811	1:10.798
<b>Lap 2</b>			<b>Lap 4</b>			<b>Lap 6</b>			<b>Lap 8</b>			<b>Lap 10</b>		
48	3:07.898		48	1:37.791		48	1:37.148		48	1:36.923		48	1:36.916	
33	3:06.510	0.257	33	1:38.028	0.660	33	1:37.027	0.409	33	1:36.963	0.767	33	1:36.993	0.891
14	3:05.904	0.590	2	1:38.052	1.584	2	1:37.065	1.808	2	1:36.991	1.613	2	1:36.994	1.709
2	3:05.260	0.873	14	1:38.767	2.195	14	1:37.331	2.749	14	1:37.388	3.057	14	1:37.191	3.646
27	3:04.399	1.002	27	1:38.574	2.788	27	1:37.749	4.042	27	1:37.098	4.312	27	1:37.299	4.771
4	3:04.344	1.452	4	1:38.863	3.326	4	1:38.020	4.918	4	1:37.343	5.809	4	1:37.600	6.916
12	3:03.917	1.596	12	1:38.735	4.157	12	1:37.479	5.028	12	1:37.467	6.757	12	1:37.734	8.187
9	3:03.601	1.950	9	1:38.871	4.722	9	1:38.062	6.326	9	1:37.506	7.465	9	1:37.534	8.701
7	3:02.965	2.083	7	1:39.020	5.163	7	1:38.416	6.958	7	1:37.581	7.997	7	1:37.522	9.264
84	3:02.289	2.493	41	1:39.296	6.130	22	1:38.210	8.585	22	1:36.919	8.769	22	1:37.679	9.595
41	3:01.575	2.667	84	1:40.015	6.625	41	1:38.817	8.595	41	1:37.788	10.546	41	1:37.802	12.600
11	3:01.128	2.920	22	1:39.267	6.662	99	1:37.672	9.636	99	1:37.554	10.854	99	1:37.760	12.914
22	3:00.164	3.079	99	1:39.211	7.097	84	1:39.062	10.861	84	1:38.126	12.891	84	1:38.199	15.147
99	2:59.016	3.247	11	1:39.928	7.731	5	1:38.698	11.681	11	1:37.865	13.813	11	1:38.288	15.961
77	2:58.187	3.460	5	1:39.759	8.083	11	1:39.254	11.976	77	1:38.019	14.400	77	1:38.146	16.469
5	2:57.063	3.593	77	1:39.772	8.287	77	1:38.932	12.119	37	1:37.884	15.169	37	1:37.884	16.971
37	2:56.098	3.750	37	1:39.828	8.680	37	1:38.757	12.394	5	1:38.851	15.961	5	1:38.678	19.565
16	2:56.339	4.330	44	1:39.480	9.476	39	1:38.708	12.993	39	1:38.418	16.148	39	1:38.564	19.724
26	2:56.049	4.881	39	1:39.086	9.761	16	1:38.661	13.746	16	1:38.766	17.079	16	1:38.253	20.421
44	2:54.573	5.056	16	1:39.768	10.793	44	1:38.811	14.996	44	1:38.498	18.162	26	1:38.250	21.447
39	2:52.149	5.372	26	1:39.717	11.081	26	1:39.370	16.254	26	1:38.045	18.764	44	1:39.369	22.203
31	2:50.618	5.501	31	1:40.166	11.770	31	1:40.738	17.815	70	1:37.963	19.526	70	1:39.103	22.798
6	2:50.180	5.706	70	1:39.825	12.707	70	1:40.409	17.846	31	1:39.243	22.540	6	1:38.917	27.089
3	2:48.634	5.843	6	1:41.228	13.206	6	1:39.718	18.479	6	1:38.426	22.777	31	1:40.415	29.661
20	2:47.561	6.053	3	1:41.333	13.605	20	1:39.455	18.657	3	1:39.885	24.801	3	1:39.572	30.144
70	2:47.289	6.303	20	1:41.367	14.061	3	1:39.602	19.154	20	1:40.796	25.963	20	1:54.899	1:28.781

# EURO CUP 3



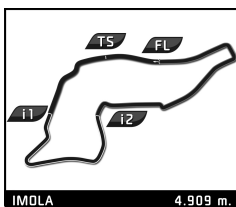
## Eurocup3 ROUND 3 - IMOLA Race 2

### Analysis by lap

Lapped  

No	Lap Time	Gap	No	Lap Time	Gap	No	Lap Time	Gap	No	Lap Time	Gap	No	Lap Time	Gap			
<b>Lap 11</b>			<b>Lap 13</b>			33	1:37.688	4.608	14	1:38.232	8.289	4	1:37.644	12.030			
48	1:36.822		48	1:36.963		2	1:37.468	6.062	27	1:38.131	8.744	<span style="background-color: #000080; color: white;">20</span>	1:38.408	1 Lap	9	1:39.141	20.296
33	1:37.178	1.247	33	1:38.325	3.243	14	1:37.821	7.067	4	1:37.726	11.568	7	1:39.479	21.558	99	1:39.024	21.704
2	1:36.938	1.825	2	1:38.375	3.401	27	1:37.998	7.906	<span style="background-color: #000080; color: white;">20</span>	1:39.043	1 Lap	9	1:38.632	17.630	12	1:38.971	22.268
14	1:37.160	3.984	14	1:37.671	5.172	4	1:37.837	10.469	9	1:38.632	17.630	7	1:38.170	18.118	41	1:38.526	23.046
27	1:37.218	5.167	27	1:37.378	6.262	<span style="background-color: #000080; color: white;">20</span>	1:41.435	1 Lap	22	1:38.631	17.845	99	1:37.819	18.520	84	1:38.850	29.121
4	1:37.415	7.509	4	1:37.561	8.884	9	1:39.408	15.132	7	1:38.170	18.118	12	1:38.570	19.185	11	1:38.753	29.631
12	1:37.783	9.148	9	1:37.904	11.190	22	1:39.062	15.369	41	1:38.056	21.087	41	1:38.056	21.087	77	1:38.972	30.179
9	1:37.774	9.653	12	1:38.683	11.657	12	1:39.304	15.653	84	1:38.965	26.203	11	1:38.999	26.637	39	1:39.266	30.719
22	1:37.850	10.623	22	1:37.888	11.970	7	1:38.081	15.959	11	1:38.999	26.637	77	1:38.811	27.038	37	1:39.250	31.353
7	1:38.533	10.975	7	1:39.382	14.261	99	1:37.726	16.284	77	1:38.811	27.038	39	1:38.897	27.834	26	1:39.389	31.964
41	1:38.351	14.129	99	1:37.200	14.868	41	1:37.972	19.327	39	1:38.897	27.834	5	1:39.089	33.034	16	1:38.896	35.384
99	1:38.083	14.175	41	1:38.232	17.284	84	1:38.166	22.963	37	1:38.498	28.473	16	1:40.384	43.221	6	1:39.045	46.029
84	1:38.462	16.787	84	1:39.071	20.587	11	1:38.331	23.792	5	1:38.721	29.677	3	1:42.595	57.276	31	1:43.410	57.828
11	1:38.282	17.421	11	1:39.043	21.137	77	1:38.224	24.405	26	1:37.787	29.764						
77	1:38.202	17.849	77	1:39.153	21.505	39	1:38.395	25.642	16	1:39.203	32.715	<b>Lap 18</b>					
37	1:38.258	18.407	37	1:38.773	21.631	37	1:38.977	26.290	44	1:39.535	38.302	48	1:37.145				
39	1:37.559	20.461	39	1:37.909	22.247	5	1:38.960	27.434	6	1:38.863	43.045	33	1:37.767	5.642			
5	1:38.795	21.538	5	1:38.330	24.284	26	1:38.044	29.057	31	1:41.397	49.588	2	1:37.394	6.503			
16	1:38.578	22.177	16	1:39.075	27.149	16	1:38.216	30.211	3	1:39.568	50.455	14	1:38.199	9.343			
26	1:38.198	22.823	26	1:38.837	27.214	44	1:39.401	33.874				27	1:38.351	9.950			
44	1:38.636	24.017	44	1:38.953	27.945	6	1:39.133	40.069	4	1:37.800	12.223	<span style="background-color: #000080; color: white;">20</span>	1:38.558	1 Lap			
70	1:38.747	24.723	70	1:39.177	36.095	31	1:39.637	43.426	9	1:38.507	18.992	9	1:38.507	18.992			
6	1:41.543	31.810	6	1:39.177	36.095	3	1:39.696	44.884	7	1:38.943	19.916	7	1:38.943	19.916			
31	1:39.780	32.619	31	1:40.081	38.234				99	1:39.142	20.517	99	1:39.142	20.517			
3	1:40.013	33.335	3	1:40.141	38.776	<b>Lap 16</b>			12	1:39.094	21.134	12	1:39.094	21.134			
20	1:39.545	1:31.504				48	1:37.258		22	1:40.635	21.335	22	1:40.635	21.335			
<b>Lap 12</b>			<b>Lap 14</b>			48	1:37.258		41	1:38.863	43.045	41	1:38.415	22.357			
48	1:36.869		48	1:37.372		33	1:37.576	4.926	84	1:39.050	28.108	84	1:39.050	28.108			
33	1:37.503	1.881	33	1:37.729	3.600	2	1:37.444	6.248	11	1:38.969	24.674	11	1:38.969	24.674			
2	1:37.033	1.989	2	1:39.245	5.274	14	1:37.684	7.493	11	1:38.540	25.074	39	1:38.601	29.290			
14	1:37.349	4.464	14	1:38.126	5.926	27	1:37.401	8.049	77	1:38.516	25.663	37	1:38.612	29.940			
27	1:37.549	5.847	27	1:37.698	6.588	4	1:38.067	11.278	39	1:37.989	26.373	26	1:37.793	30.412			
4	1:37.646	8.286	<span style="background-color: #000080; color: white;">20</span>	1:47.763	1 Lap	<span style="background-color: #000080; color: white;">20</span>	1:38.883	1 Lap	37	1:38.379	27.411	5	1:39.250	31.782			
12	1:37.658	9.937	4	1:37.800	9.312	9	1:38.560	16.434	5	1:38.216	28.392	16	1:38.755	34.325			
9	1:37.465	10.249	9	1:38.586	12.404	22	1:38.539	16.650	26	1:37.614	29.413	44	1:39.517	40.674			
22	1:37.291	11.045	22	1:38.389	12.987	7	1:38.683	17.384	16	1:37.995	30.948	6	1:38.921	44.821			
7	1:37.736	11.842	12	1:38.744	13.029	12	1:39.656	18.051	44	1:39.587	36.203	31	1:39.812	52.255			
99	1:37.325	14.631	7	1:37.669	14.558	99	1:39.111	18.137	6	1:38.807	41.618	3	1:39.208	52.518			
41	1:38.755	16.015	99	1:37.742	15.238	41	1:38.398	20.467	31	1:39.459	45.627						
84	1:38.561	18.479	41	1:38.123	18.035	84	1:38.969	24.674	3	1:40.697	48.323						
11	1:38.505	19.057	84	1:38.262	21.477	11	1:38.540	25.074									
77	1:38.335	19.315	11	1:38.376	22.141	77	1:38.516	25.663									
37	1:38.283	19.821	77	1:38.728	22.861	39	1:37.989	26.373									
39	1:37.709	21.301	39	1:39.052	23.927	37	1:38.379	27.411									
5	1:38.248	22.917	37	1:39.734	23.993	5	1:38.216	28.392									
16	1:39.729	25.037	5	1:38.242	25.154	26	1:37.614	29.413									
26	1:39.386	25.340	26	1:37.851	27.693	16	1:37.995	30.948									
44	1:38.807	25.955	16	1:38.898	28.675	44	1:39.587	36.203									
70	1:39.880	27.734	44	1:40.580	31.153	6	1:38.807	41.618									
6	1:38.940	33.881	6	1:38.893	37.616	31	1:39.459	45.627									
31	1:39.366	35.116	31	1:39.607	40.469	3	1:40.697	48.323									
3	1:39.132	35.598	3	1:40.464	41.868												
20	1:39.292	1:33.927				<b>Lap 17</b>			<b>Lap 19</b>								
<b>Lap 15</b>			<b>Lap 17</b>			48	1:37.436		48	1:37.837							
48	1:36.680		48	1:37.436		33	1:37.530	5.020	33	1:37.267	5.072						
			33	1:37.530	5.020	2	1:37.442	6.254	2	1:37.613	6.279						
			2	1:37.442	6.254				14	1:38.503	10.009						
									27	1:38.423	10.536						

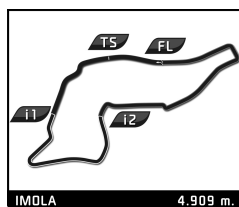
# EURO CUP 3



## Eurocup3 ROUND 3 - IMOLA Race 2

### Flag Analysis

Flag	Time
GREEN FLAG	08:43:44.297
YELLOW FLAG AT SECTOR 1	08:44:40.317
SAFETY CAR	08:44:55.344
GREEN FLAG	08:48:10.273
YELLOW FLAG AT SECTOR 1	09:15:22.283
CHEQUERED FLAG	09:16:14.149



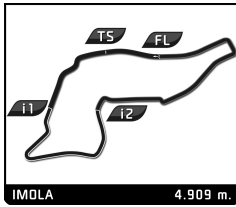
## Eurocup3 ROUND 3 - IMOLA Race 2

### Sector Analysis

Lap under Red Flag    — Invalidated Lap    ■ Personal Best    ■ Session Best    B Crossing the pit lane

Lap	Time	Sector 1	Sector 2	Sector 3	Kph	Elapsed	Lap	Time	Sector 1	Sector 2	Sector 3	Kph	Elapsed
<b>2</b> Kacper SZTUKA POL							Dallara 326						
Tecnicar by Amtog													
1	1:50.529	23.567	32.157	54.805	159.9	08:45:34.826	11	1:37.415	21.019	31.076	45.320	181.4	09:03:24.098
2	3:05.260	41.033	58.054	1:26.173	95.4	08:48:40.086	12	1:37.646	21.009	31.288	45.349	181.0	09:05:01.744
3	1:40.748	22.697	32.069	45.982	175.4	08:50:20.834	13	1:37.561	21.033	31.222	45.306	181.1	09:06:39.305
4	1:38.052	21.195	31.432	45.425	180.2	08:51:58.886	14	1:37.800	20.972	31.365	45.463	180.7	09:08:17.105
5	1:37.554	21.001	31.226	45.327	181.2	08:53:36.440	15	1:37.837	21.065	31.311	45.461	180.6	09:09:54.942
6	1:37.065	20.874	31.076	45.115	182.1	08:55:13.505	16	1:38.067	21.089	31.457	45.521	180.2	09:11:33.009
7	1:36.992	20.876	31.082	45.034	182.2	08:56:50.497	17	1:37.726	21.015	31.386	45.325	180.8	09:13:10.735
8	1:36.991	20.761	31.104	45.126	182.2	08:58:27.488	18	1:37.800	21.169	31.318	45.313	180.7	09:14:48.535
9	1:36.994	20.798	31.184	45.012	182.2	09:00:04.482	19	1:37.644	20.857	31.359	45.428	181.0	09:16:26.179
10	1:36.994	20.893	31.030	45.071	182.2	09:01:41.476							
11	1:36.938	20.790	31.067	45.081	182.3	09:03:18.414							
12	1:37.033	20.799	31.161	45.073	182.1	09:04:55.447							
13	1:38.375	21.108	32.184	45.083	179.6	09:06:33.822							
14	1:39.245	21.066	32.975	45.204	178.1	09:08:13.067							
15	1:37.468	20.847	31.381	45.240	181.3	09:09:50.535							
16	1:37.444	20.922	31.229	45.293	181.4	09:11:27.979							
17	1:37.442	20.894	31.331	45.217	181.4	09:13:05.421							
18	1:37.394	20.918	31.356	45.120	181.5	09:14:42.815							
19	1:37.613	20.823	31.340	45.450	181.0	09:16:20.428							
<b>3</b> Edouard BORGNA FRA							Dallara 326						
Drivex													
1	2:12.125	28.331	34.415	1:09.379	133.8	08:45:56.422	11	1:38.795	21.365	31.685	45.745	178.9	09:03:38.127
2	2:48.634	40.365	53.960	1:14.309	104.8	08:48:45.056	12	1:38.248	20.992	31.612	45.644	179.9	09:05:16.375
3	1:44.518	23.232	33.711	47.575	169.1	08:50:29.574	13	1:38.330	20.976	31.653	45.701	179.7	09:06:54.705
4	1:41.333	21.554	33.153	46.626	174.4	08:52:10.907	14	1:38.242	20.977	31.673	45.592	179.9	09:08:32.947
5	1:40.342	21.112	32.268	46.962	176.1	08:53:51.249	15	1:38.960	20.942	32.001	46.017	178.6	09:10:11.907
6	1:39.602	21.334	32.130	46.138	177.4	08:55:30.851	16	1:38.216	20.899	31.509	45.808	179.9	09:11:50.123
7	1:39.940	21.167	32.565	46.208	176.8	08:57:10.791	17	1:38.721	20.838	31.882	46.001	179.0	09:13:28.844
8	1:39.885	21.227	32.885	45.773	176.9	08:58:50.676	18	1:39.250	21.427	31.985	45.838	178.1	09:15:08.094
9	1:39.663	21.262	31.942	46.459	177.3	09:00:30.339	19	1:39.089	20.957	31.698	46.434	178.3	09:16:47.183
10	1:39.572	21.228	32.042	46.302	177.5	09:02:09.911							
11	1:40.013	21.470	32.183	46.360	176.7	09:03:49.924							
12	1:39.132	21.442	32.012	45.678	178.3	09:05:29.056							
13	1:40.141	21.194	32.343	46.604	176.5	09:07:09.197							
14	1:40.464	21.247	31.899	47.318	175.9	09:08:49.661							
15	1:39.696	21.432	32.118	46.146	177.3	09:10:29.357							
16	1:40.697	21.512	31.905	47.280	175.5	09:12:10.054							
17	1:39.568	21.433	31.980	46.155	177.5	09:13:49.622							
18	1:39.208	21.241	31.855	46.112	178.1	09:15:28.830							
19	1:42.595	23.920	32.347	46.328	172.3	09:17:11.425							
<b>4</b> Ean EYCKMANS BEL							Dallara 326						
MP Motorsport													
1	1:52.024	24.297	33.013	54.714	157.8	08:45:36.321	11	1:41.543	21.265	34.182	46.096	174.0	09:03:48.399
2	3:04.344	41.530	57.744	1:25.070	95.9	08:48:40.665	12	1:38.940	21.301	31.658	45.981	178.6	09:05:27.339
3	1:41.100	22.827	32.414	45.859	174.8	08:50:21.765	13	1:39.177	21.504	31.704	45.969	178.2	09:07:06.516
4	1:38.863	21.195	31.864	45.804	178.8	08:52:00.628	14	1:38.893	21.346	31.739	45.808	178.7	09:08:45.409
5	1:37.967	21.074	31.361	45.532	180.4	08:53:38.595	15	1:39.133	21.351	31.780	46.002	178.3	09:10:24.542
6	1:38.020	20.932	31.239	45.849	180.3	08:55:16.615	16	1:38.807	21.236	31.677	45.894	178.9	09:12:03.349
7	1:37.726	20.947	31.313	45.466	180.8	08:56:54.341	17	1:38.863	21.297	31.752	45.814	178.8	09:13:42.212
8	1:37.343	20.974	30.936	45.433	181.5	08:58:31.684	18	1:38.921	21.370	31.665	45.886	178.7	09:15:21.133
9	1:37.399	20.960	31.111	45.328	181.4	09:00:09.083	19	1:39.045	21.494	31.614	45.937	178.4	09:17:00.178
10	1:37.600	20.950	31.233	45.417	181.1	09:01:46.683							
<b>5</b> Patrick HEUZENROEDER AUS							Dallara 326						
Griffin Core by Campos													
1	2:01.446	26.596	33.524	1:01.326	145.5	08:45:45.743	11	1:38.818	21.635	31.741	45.442	178.8	09:00:20.654
2	2:57.063	42.792	55.570	1:18.701	99.8	08:48:42.806	12	1:38.678	21.149	31.475	46.054	179.1	09:01:59.332
3	1:42.820	23.061	32.850	46.909	171.9	08:50:25.626	13	1:38.795	21.365	31.685	45.745	178.9	09:03:38.127
4	1:39.759	21.248	32.381	46.130	177.2	08:52:05.385	14	1:38.248	20.992	31.612	45.644	179.9	09:05:16.375
5	1:39.295	21.133	32.221	45.941	178.0	08:53:44.680	15	1:38.330	20.976	31.653	45.701	179.7	09:06:54.705
6	1:38.698	20.884	32.039	45.775	179.1	08:55:23.378	16	1:38.242	20.977	31.673	45.592	179.9	09:08:32.947
7	1:39.607	20.897	32.775	45.935	177.4	08:57:02.985	17	1:38.721	20.838	31.882	46.001	179.0	09:13:28.844
8	1:38.851	21.361	31.701	45.789	178.8	08:58:41.836	18	1:39.250	21.427	31.985	45.838	178.1	09:15:08.094
9	1:38.818	21.635	31.741	45.442	178.8	09:00:20.654	19	1:39.089	20.957	31.698	46.434	178.3	09:16:47.183
10	1:38.678	21.149	31.475	46.054	179.1	09:01:59.332							
11	1:38.795	21.365	31.685	45.745	178.9	09:03:38.127							
12	1:38.248	20.992	31.612	45.644	179.9	09:05:16.375							
13	1:38.330	20.976	31.653	45.701	179.7	09:06:54.705							
14	1:38.242	20.977	31.673	45.592	179.9	09:08:32.947							
15	1:38.960	20.942	32.001	46.017	178.6	09:10:11.907							
16	1:38.216	20.899	31.509	45.808	179.9	09:11:50.123							
17	1:38.721	20.838	31.882	46.001	179.0	09:13:28.844							
18	1:39.250	21.427	31.985	45.838	178.1	09:15:08.094							
19	1:39.089	20.957	31.698	46.434	178.3	09:16:47.183							
<b>6</b> Stylianos KOLOVOS GRC							Dallara 326						
Drivex													
1	2:10.442	28.021	33.724	1:08.697	135.5	08:45:54.739	11	1:41.543	21.265	34.182	46.096	174.0	09:03:48.399
2	2:50.180	40.992	54.239	1:14.949	103.8	08:48:44.919	12	1:38.940	21.301	31.658	45.981	178.6	09:05:27.339
3	1:44.361	23.089	33.560	47.712	169.3	08:50:29.280	13	1:39.177	21.504	31.704	45.969	178.2	09:07:06.516
4	1:41.228	21.463	32.182	47.583	174.6	08:52:10.508	14	1:38.893	21.346	31.739	45.808	178.7	09:08:45.409
5	1:39.950	21.172	32.220	46.558	176.8	08:53:50.458	15	1:39.133	21.351	31.780	46.002	178.3	09:10:24.542
6	1:39.718	21.147	32.116	46.455	177.2	08:55:30.176	16	1:38.807	21.236	31.677	45.894	178.9	09:12:03.349
7	1:40.050	21.604	32.344	46.102	176.6	08:57:10.226	17	1:38.863	21.297	31.752	45.814	178.8	09:13:42.212
8	1:38.426	21.038	31.682	45.706	179.6	08:58:48.652	18	1:38.921	21.370	31.665	45.886	178.7	09:15:21.133
9	1:39.287	21.828	31.726	45.733	178.0	09:00:27.939	19	1:39.045	21.494	31.614	45.937	178.4	09:17:00.178
10	1:38.917	21.215	31.787	45.915	178.7	09:02:06.856							
11	1:41.543	21.265	34.182	46.096	174.0	09:03:48.399							
12	1:38.940	21.301	31.658	45.981	178.6	09:05:27.339							
13	1:39.177	21.504	31.704	45.969	178.2	09:07:06.516							
14	1:38.893	21.346	31.739	45.808	178.7	09:08:45.409							
15	1:39.133	21.351	31.780	46.002	178.3	09:10:24.542							
16	1:38.807	21.236	31.677	45.894	178.9	09:12:03.349							
17	1:38.863	21.297	31.752	45.814	178.8	09:13:42.212							
18	1:38.921	21.370	31.665	45.886	178.7	09:15:21.133							
19	1:39.045	21.494	31.614	45.937	178.4	09:17:00.178							
<b>7</b> Christopher EL FEGHALI LBN							Dallara 326						
Drivex													
1	1:54.034	25.414	33.322	55.298	155.0	08:45:38.331							

# EURO CUP 3



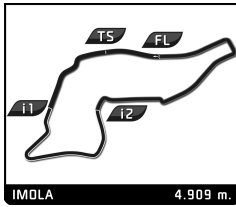
## Eurocup3 ROUND 3 - IMOLA Race 2

### Sector Analysis

Lap under Red Flag    — Invalidated Lap    ■ Personal Best    ■ Session Best    B Crossing the pit lane

Lap	Time	Sector 1	Sector 2	Sector 3	Kph	Elapsed	Lap	Time	Sector 1	Sector 2	Sector 3	Kph	Elapsed
2	3:02.965	41.876	57.626	1:23.463	96.6	08:48:41.296	15	1:38.331	20.914	31.733	45.684	179.7	09:10:08.265
3	1:42.149	22.950	32.493	46.706	173.0	08:50:23.445	16	1:38.540	20.870	31.697	45.973	179.3	09:11:46.805
4	1:39.020	21.291	31.951	45.778	178.5	08:52:02.465	17	1:38.999	21.041	31.977	45.981	178.5	09:13:25.804
5	1:37.774	20.966	31.557	45.251	180.7	08:53:40.239	18	1:39.223	21.144	32.114	45.965	178.1	09:15:05.027
6	1:38.416	21.504	31.518	45.394	179.6	08:55:18.655	19	1:38.753	20.883	31.887	45.983	179.0	09:16:43.780
7	1:37.636	20.849	31.568	45.219	181.0	08:56:56.291	<b>12</b> Gianmarco PRADEL AUS						
8	1:37.581	20.895	<b>31.446</b>	45.240	181.1	08:58:33.872	MP Motorsport Dallara 326						
9	1:37.637	20.819	31.544	45.274	181.0	09:00:11.509	1	1:52.595	24.493	33.240	54.862	157.0	08:45:36.892
10	<b>1:37.522</b>	20.979	31.453	<b>45.090</b>	181.2	09:01:49.031	2	3:03.917	41.763	57.580	1:24.574	96.1	08:48:40.809
11	1:38.533	21.017	31.679	45.837	179.4	09:03:27.564	3	1:41.915	23.021	32.622	46.272	173.4	08:50:22.724
12	1:37.736	20.880	31.480	45.376	180.8	09:05:05.300	4	1:38.735	21.459	31.633	45.643	179.0	08:52:01.459
13	1:39.382	<b>20.689</b>	31.513	47.180	177.8	09:06:44.682	5	1:37.787	21.122	31.271	45.394	180.7	08:53:39.246
14	1:37.669	20.882	31.486	45.301	180.9	09:08:22.351	6	1:37.479	20.959	<b>31.225</b>	45.295	181.3	08:55:16.725
15	1:38.081	20.831	31.481	45.769	180.2	09:10:00.432	7	1:38.440	20.938	31.649	45.853	179.5	08:56:55.165
16	1:38.683	20.850	32.493	45.340	179.1	09:11:39.115	8	<b>1:37.467</b>	20.924	31.245	45.298	181.3	08:58:32.632
17	1:38.170	20.972	31.773	45.425	180.0	09:13:17.285	9	1:37.588	21.044	31.259	45.285	181.1	09:00:10.220
18	1:38.943	21.176	32.178	45.589	178.6	09:14:56.228	10	1:37.734	21.108	31.268	45.358	180.8	09:01:47.954
19	1:39.479	20.957	32.230	46.292	177.6	09:16:35.707	11	1:37.783	21.090	31.349	45.344	180.7	09:03:25.737
<b>9</b> Thomas STRAUVEN BEL							<b>12</b> Gianmarco PRADEL AUS						
Griffin Core by Campos Dallara 326							MP Motorsport Dallara 326						
1	1:53.265	25.078	32.985	55.202	156.0	08:45:37.562	12	1:37.658	21.055	31.394	<b>45.209</b>	181.0	09:05:03.395
2	3:03.601	41.892	57.836	1:23.873	96.3	08:48:41.163	13	1:38.683	21.553	31.549	45.581	179.1	09:06:42.078
3	1:41.990	22.925	32.459	46.606	173.3	08:50:23.153	14	1:38.744	<b>20.922</b>	31.677	46.145	179.0	09:08:20.822
4	1:38.871	21.281	31.933	45.657	178.7	08:52:02.024	15	1:39.304	21.203	31.641	46.460	178.0	09:10:00.126
5	1:37.937	21.127	31.322	45.488	180.4	08:53:39.961	16	1:39.656	21.035	32.762	45.859	177.3	09:11:39.782
6	1:38.062	21.331	31.364	45.367	180.2	08:55:18.023	17	1:38.570	21.169	31.644	45.757	179.3	09:13:18.352
7	1:37.811	21.040	31.316	45.455	180.7	08:56:55.834	18	1:39.094	20.951	32.012	46.131	178.3	09:14:57.446
8	<b>1:37.506</b>	20.939	31.252	<b>45.315</b>	181.2	08:58:33.340	19	1:38.971	21.068	31.701	46.202	178.6	09:16:36.417
9	1:37.594	20.916	31.478	45.200	181.1	09:00:10.934	<b>14</b> Keanu AL AZHARI ARE						
10	1:37.534	<b>20.909</b>	<b>31.223</b>	45.402	181.2	09:01:48.468	Hitech Dallara 326						
11	1:37.774	20.913	31.452	45.409	180.7	09:03:26.242	1	1:49.602	23.299	32.165	54.138	161.2	08:45:33.899
12	<b>1:37.465</b>	20.916	31.445	<b>45.104</b>	181.3	09:05:03.707	2	3:05.904	41.270	58.266	1:26.368	95.1	08:48:39.803
13	1:37.904	20.980	31.317	45.607	180.5	09:06:41.611	3	1:40.927	22.850	31.878	46.199	175.1	08:50:20.730
14	1:38.586	21.039	31.492	46.055	179.3	09:08:20.197	4	1:38.767	21.391	31.935	45.441	178.9	08:51:59.497
15	1:39.408	21.064	31.368	46.976	177.8	09:09:59.605	5	1:37.618	20.934	31.289	45.395	181.0	08:53:37.115
16	1:38.560	20.924	31.731	45.905	179.3	09:11:38.165	6	1:37.331	20.884	31.327	45.120	181.6	08:55:14.446
17	1:38.632	21.206	31.640	45.786	179.2	09:13:16.797	7	<b>1:37.098</b>	<b>20.777</b>	<b>31.028</b>	45.293	182.0	08:56:51.544
18	1:38.507	21.214	31.583	45.710	179.4	09:14:55.304	8	1:37.388	20.854	31.287	45.247	181.5	08:58:28.932
19	1:39.141	21.038	31.783	46.320	178.3	09:16:34.445	9	1:37.290	20.865	31.124	45.301	181.6	09:00:06.222
<b>11</b> Juan COTA ESP							<b>14</b> Keanu AL AZHARI ARE						
TC Racing Dallara 326							Hitech Dallara 326						
1	1:56.708	25.888	33.212	57.608	151.4	08:45:41.005	10	1:37.191	20.933	31.158	<b>45.100</b>	181.8	09:01:43.413
2	3:01.128	42.775	56.831	1:21.522	97.6	08:48:42.133	11	1:37.160	20.907	31.149	45.104	181.9	09:03:20.573
3	1:42.972	22.931	32.867	47.174	171.6	08:50:25.105	12	1:37.349	20.892	31.298	45.159	181.5	09:04:57.922
4	1:39.928	21.461	32.291	46.176	176.9	08:52:05.033	13	1:37.671	20.975	31.403	45.293	180.9	09:06:35.593
5	1:39.386	21.054	32.340	45.992	177.8	08:53:44.419	14	1:38.126	21.025	31.496	45.605	180.1	09:08:13.719
6	1:39.254	20.942	31.918	46.394	178.1	08:55:23.673	15	<b>1:37.821</b>	21.052	31.437	<b>45.332</b>	180.7	09:09:51.540
7	1:38.150	20.956	31.656	45.538	180.1	08:57:01.823	16	1:37.684	20.956	31.351	45.377	180.9	09:11:29.224
8	1:37.865	21.052	<b>31.303</b>	45.510	180.6	08:58:39.688	17	1:38.232	21.011	31.841	45.380	179.9	09:13:07.456
9	<b>1:37.752</b>	20.920	31.464	<b>45.368</b>	180.8	09:00:17.440	18	1:38.199	21.272	31.514	45.413	180.0	09:14:45.655
10	1:38.288	20.875	31.613	45.800	179.8	09:01:55.728	19	1:38.503	21.080	31.503	45.920	179.4	09:16:24.158
11	1:38.282	20.953	31.570	45.759	179.8	09:03:34.010	<b>16</b> Bianca BUSTAMANTE PHL						
12	1:38.505	<b>20.803</b>	31.725	45.977	179.4	09:05:12.515	Palou Motorsport Dallara 326						
13	1:39.043	21.107	31.849	46.087	178.4	09:06:51.558	1	2:02.907	26.840	34.116	1:01.951	143.8	08:45:47.204
14	1:38.376	21.018	31.700	45.658	179.6	09:08:29.934	2	2:56.339	42.605	55.845	1:17.889	100.2	08:48:43.543
							3	1:44.784	22.852	33.502	48.430	168.7	08:50:28.327
							4	1:39.768	21.389	32.165	46.214	177.1	08:52:08.095
							5	1:38.687	21.043	31.820	45.824	179.1	08:53:46.782

# EURO CUP 3



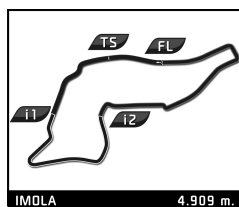
## Eurocup3 ROUND 3 - IMOLA Race 2

### Sector Analysis

Lap under Red Flag    — Invalidated Lap    ■ Personal Best    ■ Session Best    B Crossing the pit lane

Lap	Time	Sector 1	Sector 2	Sector 3	Kph	Elapsed	Lap	Time	Sector 1	Sector 2	Sector 3	Kph	Elapsed
6	1:38.661	21.029	<b>31.491</b>	46.141	179.1	08:55:25.443							
7	1:38.745	20.981	31.881	45.883	179.0	08:57:04.188							
8	1:38.766	21.047	31.864	45.855	178.9	08:58:42.954							
9	1:38.981	21.183	31.963	45.835	178.5	09:00:21.935							
10	1:38.253	21.017	31.538	45.698	179.9	09:02:00.188							
11	1:38.578	21.072	31.706	45.800	179.3	09:03:38.766							
12	1:39.729	20.971	31.624	47.134	177.2	09:05:18.495							
13	1:39.075	<b>20.843</b>	31.497	46.735	178.4	09:06:57.570							
14	1:38.898	21.368	31.717	45.813	178.7	09:08:36.468							
15	1:38.216	20.961	31.632	45.623	179.9	09:10:14.684							
16	<b>1:37.995</b>	20.934	31.530	<b>45.531</b>	180.3	09:11:52.679							
17	1:39.203	20.997	32.376	45.830	178.1	09:13:31.882							
18	1:38.755	21.125	31.752	45.878	179.0	09:15:10.637							
19	1:38.896	21.149	31.818	45.929	178.7	09:16:49.533							
<b>20</b>	<b>Benjamin BECKLEY</b>					CRI							
	Tecnicar by Amtog					Dallara 326							
1	2:13.408	28.984	33.982	1:10.442	132.5	08:45:57.705							
2	2:47.561	39.996	53.771	1:13.794	105.5	08:48:45.266							
3	1:44.730	23.246	33.795	47.689	168.7	08:50:29.996							
4	1:41.367	21.803	32.747	46.817	174.3	08:52:11.363							
5	1:39.536	21.088	32.182	46.266	177.5	08:53:50.899							
6	1:39.455	21.111	31.940	46.404	177.7	08:55:30.354							
7	1:40.688	21.365	33.236	46.087	175.5	08:57:11.042							
8	1:40.796	<b>21.040</b>	33.673	46.083	175.3	08:58:51.838							
9	2:21.811 B	21.260	31.899	1:28.652	124.6	09:01:13.649							
10	1:54.899	35.898	32.246	46.755	153.8	09:03:08.548							
11	1:39.545	21.495	31.870	46.180	177.5	09:04:48.093							
12	1:39.292	21.494	31.626	46.172	178.0	09:06:27.385							
13	1:47.763	21.380	35.693	50.690	164.0	09:08:15.148							
14	1:41.435	23.079	32.326	46.030	174.2	09:09:56.583							
15	1:38.883	21.235	31.794	45.854	178.7	09:11:35.466							
16	1:39.043	21.225	31.740	46.078	178.4	09:13:14.509							
17	1:38.558	21.117	<b>31.461</b>	45.980	179.3	09:14:53.067							
18	<b>1:38.408</b>	21.202	31.464	<b>45.742</b>	179.6	09:16:31.475							
<b>26</b>	<b>Tommy HARFIELD</b>					GBR							
	Double R					Dallara 326							
1	2:03.748	27.412	33.745	1:02.591	142.8	08:45:48.045							
2	2:56.049	42.843	55.393	1:17.813	100.4	08:48:44.094							
3	1:44.572	22.754	33.912	47.906	169.0	08:50:28.666							
4	1:39.717	21.318	32.095	46.304	177.2	08:52:08.383							
5	1:40.198	20.976	32.309	46.913	176.4	08:53:48.581							
6	1:39.370	22.036	31.654	45.680	177.8	08:55:27.951							
7	1:38.643	21.444	31.585	45.614	179.2	08:57:06.594							
8	1:38.045	21.147	31.431	45.467	180.2	08:58:44.639							
9	1:38.325	21.013	31.672	45.640	179.7	09:00:22.964							
10	1:38.250	<b>20.816</b>	31.963	45.471	179.9	09:02:01.214							
11	1:38.198	21.039	31.572	45.587	180.0	09:03:39.412							
12	1:39.386	20.920	31.601	46.865	177.8	09:05:18.798							
13	1:38.837	20.893	31.548	46.396	178.8	09:06:57.635							
14	1:37.851	20.971	31.537	45.343	180.6	09:08:35.486							
15	1:38.044	21.096	31.353	45.595	180.2	09:10:13.530							
16	<b>1:37.614</b>	21.088	<b>31.195</b>	<b>45.331</b>	181.0	09:11:51.144							
17	<u>1:37.787</u>	20.925	31.529	45.333	180.7	09:13:28.931							
18	<u>1:37.793</u>	21.051	31.352	<u>45.390</u>	180.7	09:15:06.724							
19	1:39.389	20.965	31.904	46.520	177.8	09:16:46.113							
<b>27</b>	<b>Heitor DALL'AGNOL</b>					BRA							
	Palou Motorsport					Dallara 326							
1	1:51.519	24.303	32.596	54.620	158.5	08:45:35.816							
2	3:04.399	41.276	57.542	1:25.581	95.8	08:48:40.215							
3	1:41.301	22.910	32.277	46.114	174.5	08:50:21.516							
4	1:38.574	21.080	31.835	45.659	179.3	08:52:00.090							
5	1:37.900	21.101	31.399	45.400	180.5	08:53:37.990							
6	1:37.749	21.028	31.217	45.504	180.8	08:55:15.739							
7	1:37.350	20.973	31.124	45.253	181.5	08:56:53.089							
8	1:37.098	20.869	31.258	<b>44.971</b>	182.0	08:58:30.187							
9	<b>1:37.052</b>	20.863	31.208	44.981	182.1	09:00:07.239							
10	1:37.299	20.925	31.124	45.250	181.6	09:01:44.538							
11	1:37.218	20.832	<b>31.120</b>	45.266	181.8	09:03:21.756							
12	1:37.549	20.986	31.251	45.312	181.2	09:04:59.305							
13	1:37.378	20.842	31.202	45.334	181.5	09:06:36.683							
14	1:37.698	20.862	31.335	45.501	180.9	09:08:14.381							
15	1:37.998	20.866	31.506	45.626	180.3	09:09:52.379							
16	1:37.401	20.858	31.346	45.197	181.4	09:11:29.780							
17	1:38.131	<b>20.829</b>	31.785	45.517	180.1	09:13:07.911							
18	1:38.351	20.958	31.805	45.588	179.7	09:14:46.262							
19	1:38.423	20.879	31.450	46.094	179.6	09:16:24.685							
<b>31</b>	<b>Renzo BARBUY</b>					ARG							
	TC Racing					Dallara 326							
1	2:09.799	28.081	34.382	1:07.336	136.2	08:45:54.096							
2	2:50.618	40.612	54.419	1:15.587	103.6	08:48:44.714							
3	1:44.192	22.630	33.887	47.675	169.6	08:50:28.906							
4	1:40.166	21.543	32.058	46.565	176.4	08:52:09.072							
5	1:39.702	21.147	31.921	46.634	177.3	08:53:48.774							
6	1:40.738	21.952	32.240	46.546	175.4	08:55:29.512							
7	1:39.660	21.424	<b>31.796</b>	46.440	177.3	08:57:09.172							
8	<b>1:39.243</b>	21.231	31.923	46.089	178.1	08:58:48.415							
9	1:40.598	22.190	32.283	46.125	175.7	09:00:29.013							
10	<u>1:40.415</u>	<b>21.086</b>	31.916	<u>47.413</u>	176.0	09:02:09.428							

# EURO CUP 3



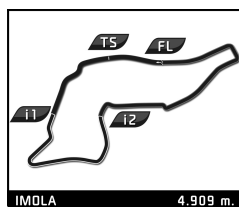
## Eurocup3 ROUND 3 - IMOLA Race 2

### Sector Analysis

Lap under Red Flag    — Invalidated Lap    ■ Personal Best    ■ Session Best    B Crossing the pit lane

Lap	Time	Sector 1	Sector 2	Sector 3	Kph	Elapsed	Lap	Time	Sector 1	Sector 2	Sector 3	Kph	Elapsed
11	<u>1:39.780</u>	<u>21.562</u>	32.213	<b>46.005</b>	177.1	09:03:49.208	2	2:52.149	41.494	54.550	1:16.105	102.7	08:48:44.585
12	1:39.366	21.346	31.937	46.083	177.9	09:05:28.574	3	1:43.392	22.394	33.680	47.318	170.9	08:50:27.977
13	1:40.081	21.251	32.608	46.222	176.6	09:07:08.655	4	1:39.086	21.000	31.937	46.149	178.4	08:52:07.063
14	1:39.607	21.093	32.211	46.303	177.4	09:08:48.262	5	1:38.919	20.888	31.961	46.070	178.7	08:53:45.982
15	1:39.637	21.334	32.037	46.266	177.4	09:10:27.899	6	1:38.708	20.838	31.787	46.083	179.0	08:55:24.690
16	1:39.459	21.281	32.030	46.148	177.7	09:12:07.358	7	1:38.915	20.783	31.982	46.150	178.7	08:57:03.605
17	1:41.397	22.876	32.130	46.391	174.3	09:13:48.755	8	1:38.418	20.869	31.916	45.633	179.6	08:58:42.023
18	1:39.812	21.387	31.967	46.458	177.1	09:15:28.567	9	<u>1:38.904</u>	21.482	32.109	<u>45.313</u>	178.7	09:00:20.927
19	1:43.410	24.367	32.715	46.328	170.9	09:17:11.977	10	1:38.564	21.413	31.453	45.698	179.3	09:01:59.491
<b>33</b> Rafael PERARD							11	<b>1:37.559</b>	<b>20.691</b>	31.385	45.483	181.1	09:03:37.050
Palou Motorsport						Dallara 326	12	1:37.709	20.945	<b>31.324</b>	<b>45.440</b>	180.9	09:05:14.759
1	1:48.663	22.950	32.043	53.670	162.6	08:45:32.960	13	1:37.909	20.932	31.350	45.627	180.5	09:06:52.668
2	3:06.510	41.288	58.529	1:26.693	94.8	08:48:39.470	14	1:39.052	20.822	32.104	46.126	178.4	09:08:31.720
3	1:40.464	22.702	32.021	45.741	175.9	08:50:19.934	15	1:38.395	21.068	31.446	45.881	179.6	09:10:10.115
4	1:38.028	21.051	31.635	45.342	180.3	08:51:57.962	16	1:37.989	20.924	31.541	45.524	180.4	09:11:48.104
5	<u>1:37.117</u>	20.914	<b>31.116</b>	<u>45.087</u>	182.0	08:53:35.079	17	1:38.897	20.957	31.780	46.160	178.7	09:13:27.001
6	<u>1:37.027</u>	20.844	31.137	<u>45.046</u>	182.1	08:55:12.106	18	1:38.601	20.888	32.176	45.537	179.2	09:15:05.602
7	1:37.573	20.980	31.486	45.107	181.1	08:56:49.679	19	1:39.266	21.204	32.079	45.983	178.0	09:16:44.868
8	<b>1:36.963</b>	20.830	31.145	<b>44.988</b>	182.3	08:58:26.642	<b>41</b> Alex POWELL						USA
9	1:37.023	20.773	31.172	45.078	182.1	09:00:03.665	Griffin Core by Campos						Dallara 326
10	1:36.993	20.749	31.223	45.021	182.2	09:01:40.658	1	1:56.008	25.560	33.389	57.059	152.3	08:45:40.305
11	1:37.178	<b>20.702</b>	31.357	45.119	181.9	09:03:17.836	2	3:01.575	42.418	57.046	1:22.111	97.3	08:48:41.880
12	1:37.503	20.835	31.372	45.296	181.2	09:04:55.339	3	1:42.256	22.711	33.017	46.528	172.8	08:50:24.136
13	1:38.325	21.162	31.884	45.279	179.7	09:06:33.664	4	<u>1:39.296</u>	21.105	32.478	<u>45.713</u>	178.0	08:52:03.432
14	1:37.729	21.119	31.225	45.385	180.8	09:08:11.393	5	1:38.043	<b>20.907</b>	31.684	45.452	180.3	08:53:41.475
15	1:37.688	20.980	31.301	45.407	180.9	09:09:49.081	6	1:38.817	21.073	31.488	46.256	178.8	08:55:20.292
16	1:37.576	20.892	31.259	45.425	181.1	09:11:26.657	7	1:38.341	21.421	31.466	45.454	179.7	08:56:58.633
17	1:37.530	20.940	31.229	45.361	181.2	09:13:04.187	8	<b>1:37.788</b>	20.960	31.423	45.405	180.7	08:58:36.421
18	1:37.767	21.033	31.420	45.314	180.8	09:14:41.954	9	1:38.144	21.253	<b>31.345</b>	45.546	180.1	09:00:14.565
19	1:37.267	20.888	31.241	45.138	181.7	09:16:19.221	10	1:37.802	21.082	31.370	<b>45.350</b>	180.7	09:01:52.367
<b>37</b> Filippo FIORENTINO							11	1:38.351	21.091	31.510	45.750	179.7	09:03:30.718
Drivex						Dallara 326	12	1:38.755	21.437	31.787	45.531	179.0	09:05:09.473
1	2:02.568	26.738	34.068	1:01.762	144.2	08:45:46.865	13	1:38.232	21.010	31.597	45.625	179.9	09:06:47.705
2	2:56.098	42.470	55.357	1:18.271	100.4	08:48:42.963	14	1:38.123	21.046	31.600	45.477	180.1	09:08:25.828
3	1:43.191	23.386	33.049	46.756	171.3	08:50:26.154	15	1:37.972	21.036	31.517	45.419	180.4	09:10:03.800
4	1:39.828	21.125	32.562	46.141	177.0	08:52:05.982	16	1:38.398	21.104	31.532	45.762	179.6	09:11:42.198
5	1:39.352	21.114	32.074	46.164	177.9	08:53:45.334	17	1:38.056	20.967	31.672	45.417	180.2	09:13:20.254
6	1:38.757	20.966	32.005	45.786	178.9	08:55:24.091	18	1:38.415	20.954	31.733	45.728	179.6	09:14:58.669
7	1:39.069	21.002	32.160	45.907	178.4	08:57:03.160	19	1:38.526	21.030	31.779	45.717	179.4	09:16:37.195
8	1:37.884	20.962	31.455	<b>45.467</b>	180.5	08:58:41.044	<b>44</b> Rayan CARETTI						FRA
9	<b>1:37.810</b>	20.890	<b>31.366</b>	45.554	180.7	09:00:18.854	GRS						Dallara 326
10	1:37.884	20.938	31.458	45.488	180.5	09:01:56.738	1	2:05.399	27.900	33.507	1:03.992	140.9	08:45:49.696
11	1:38.258	20.850	31.746	45.662	179.9	09:03:34.996	2	2:54.573	41.920	55.216	1:17.437	101.2	08:48:44.269
12	1:38.283	<b>20.732</b>	31.840	45.711	179.8	09:05:13.279	3	1:43.029	22.379	33.537	47.113	171.5	08:50:27.298
13	1:38.773	20.896	31.888	45.989	178.9	09:06:52.052	4	<u>1:39.480</u>	21.255	32.017	<u>46.208</u>	177.6	08:52:06.778
14	1:39.734	21.134	32.025	46.575	177.2	09:08:31.786	5	1:41.104	21.053	33.644	46.407	174.8	08:53:47.882
15	1:38.977	21.336	31.795	45.846	178.6	09:10:10.763	6	<u>1:38.811</u>	21.071	31.894	<u>45.846</u>	178.9	08:55:26.693
16	1:38.379	20.979	31.617	45.783	179.6	09:11:49.142	7	1:38.846	21.064	<b>31.656</b>	46.126	178.8	08:57:05.539
17	1:38.498	21.225	31.562	45.711	179.4	09:13:27.640	8	<u>1:38.498</u>	20.956	31.667	<u>45.875</u>	179.4	08:58:44.037
18	1:38.612	21.088	31.665	45.859	179.2	09:15:06.252	9	<b>1:38.564</b>	21.029	31.859	<b>45.676</b>	179.3	09:00:22.601
19	1:39.250	21.011	32.086	46.153	178.1	09:16:45.502	10	1:39.369	20.898	32.529	45.942	177.8	09:02:01.970
<b>39</b> Santino PANETTA							11	1:38.636	20.973	31.767	45.896	179.2	09:03:40.606
Hitech						Dallara 326	12	1:38.807	<b>20.873</b>	31.783	46.151	178.9	09:05:19.413
1	2:08.139	28.410	33.794	1:05.935	137.9	08:45:52.436	13	1:38.953	21.054	31.824	46.075	178.6	09:06:58.366
							14	1:40.580	20.882	33.293	46.405	175.7	09:08:38.946

# EURO CUP 3



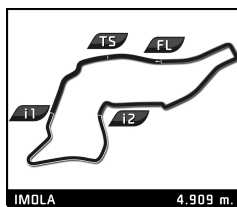
## Eurocup3 ROUND 3 - IMOLA Race 2

### Sector Analysis

Lap under Red Flag    — Invalidated Lap    ■ Personal Best    ■ Session Best    B Crossing the pit lane

Lap	Time	Sector 1	Sector 2	Sector 3	Kph	Elapsed	Lap	Time	Sector 1	Sector 2	Sector 3	Kph	Elapsed
15	1:39.401	21.281	31.924	46.196	177.8	09:10:18.347	13	1:39.153	20.982	32.006	46.165	178.2	09:06:51.926
16	1:39.587	21.330	31.985	46.272	177.5	09:11:57.934	14	1:38.728	21.160	31.902	45.666	179.0	09:08:30.654
17	1:39.535	21.295	31.879	46.361	177.5	09:13:37.469	15	1:38.224	21.117	31.621	45.486	179.9	09:10:08.878
18	1:39.517	21.140	32.117	46.260	177.6	09:15:16.986	16	<u>1:38.516</u>	20.935	31.747	<u>45.834</u>	179.4	09:11:47.394
19	1:40.384	21.983	32.033	46.368	176.0	09:16:57.370	17	1:38.811	20.947	32.019	45.845	178.9	09:13:26.205
<b>48</b> James EGOZI USA Palou Motorsport Dallara 326							<b>84</b> Genaro TRAPPA ARG Hitech Dallara 326						
1	1:47.018	22.738	31.644	52.636	165.1	08:45:31.315	1	1:55.120	25.319	33.361	56.440	153.5	08:45:39.417
2	3:07.898	42.369	57.939	1:27.590	94.1	08:48:39.213	2	3:02.289	42.511	57.095	1:22.683	96.9	08:48:41.706
3	1:40.298	22.754	31.653	45.891	176.2	08:50:19.511	3	1:42.206	22.813	32.831	46.562	172.9	08:50:23.912
4	1:37.791	21.164	31.301	45.326	180.7	08:51:57.302	4	1:40.015	21.241	32.348	46.426	176.7	08:52:03.927
5	1:37.247	21.124	31.052	45.071	181.7	08:53:34.549	5	1:39.569	21.716	31.963	45.890	177.5	08:53:43.496
6	1:37.148	21.000	31.008	45.140	181.9	08:55:11.697	6	1:39.062	21.518	31.804	45.740	178.4	08:55:22.558
7	1:37.255	21.248	31.129	<u>44.878</u>	181.7	08:56:48.952	7	1:38.082	21.056	31.489	45.537	180.2	08:57:00.640
8	<u>1:36.923</u>	20.969	30.925	<u>45.029</u>	182.3	08:58:25.875	8	1:38.126	21.053	<b>31.433</b>	45.640	180.1	08:58:38.766
9	1:36.976	20.932	30.963	45.081	182.2	09:00:02.851	9	<b>1:37.949</b>	20.987	31.483	<b>45.479</b>	180.4	09:00:16.715
10	1:36.916	20.958	30.956	45.002	182.3	09:01:39.767	10	1:38.199	21.056	31.509	45.634	180.0	09:01:54.914
11	1:36.822	20.973	<b>30.862</b>	44.987	182.5	09:03:16.589	11	1:38.462	21.048	31.638	45.776	179.5	09:03:33.376
12	1:36.869	20.925	30.963	44.981	182.4	09:04:53.458	12	1:38.561	21.031	31.891	45.639	179.3	09:05:11.937
13	1:36.963	20.854	30.996	45.113	182.3	09:06:30.421	13	1:39.071	21.275	31.749	46.047	178.4	09:06:51.008
14	1:37.372	20.956	31.257	45.159	181.5	09:08:07.793	14	1:38.262	<b>20.938</b>	31.694	45.630	179.8	09:08:29.270
15	<b>1:36.680</b>	<b>20.719</b>	31.018	44.943	182.8	09:09:44.473	15	1:38.166	21.095	31.484	45.587	180.0	09:10:07.436
16	1:37.258	21.011	31.196	45.051	181.7	09:11:21.731	16	1:38.969	21.193	31.575	46.201	178.6	09:11:46.405
17	1:37.436	21.034	31.243	45.159	181.4	09:12:59.167	17	1:38.965	21.218	31.822	45.925	178.6	09:13:25.370
18	1:37.145	20.948	31.136	45.061	181.9	09:14:36.312	18	1:39.050	21.445	31.786	45.819	178.4	09:15:04.420
19	1:37.837	21.073	31.178	45.586	180.6	09:16:14.149	19	1:38.850	21.152	31.749	45.949	178.8	09:16:43.270
<b>70</b> Yani STEVENHEYDENS BEL GRS Dallara 326							<b>99</b> René LAMMERS NLD MP Motorsport Dallara 326						
1	2:13.930	28.723	34.481	1:10.726	132.0	08:45:58.227	1	1:59.147	26.262	33.378	59.507	148.3	08:45:43.444
2	2:47.289	40.389	53.623	1:13.277	105.6	08:48:45.516	2	2:59.016	42.990	55.596	1:20.430	98.7	08:48:42.460
3	1:44.668	23.253	33.753	47.662	168.8	08:50:30.184	3	1:42.728	22.961	32.978	46.789	172.0	08:50:25.188
4	1:39.825	21.401	31.967	46.457	177.0	08:52:10.009	4	1:39.211	21.252	31.838	46.121	178.1	08:52:04.399
5	1:39.125	21.127	31.722	46.276	178.3	08:53:49.134	5	1:39.262	21.439	32.185	45.638	178.0	08:53:43.661
6	1:40.409	21.640	32.450	46.319	176.0	08:55:29.543	6	<u>1:37.672</u>	21.027	31.306	<u>45.339</u>	180.9	08:55:21.333
7	<b>1:37.895</b>	<b>20.763</b>	<b>31.312</b>	45.820	180.5	08:57:07.438	7	1:37.842	21.081	31.290	45.471	180.6	08:56:59.175
8	1:37.963	20.873	31.366	<b>45.724</b>	180.4	08:58:45.401	8	1:37.554	21.003	31.185	45.366	181.2	08:58:36.729
9	1:38.061	20.911	31.423	45.727	180.2	09:00:23.462	9	1:38.192	21.095	31.638	45.459	180.0	09:00:14.921
10	1:39.103	20.953	31.817	46.333	178.3	09:02:02.565	10	1:37.760	21.015	31.516	45.229	180.8	09:01:52.681
11	1:38.747	21.053	31.522	46.172	179.0	09:03:41.312	11	1:38.083	20.936	31.816	45.331	180.2	09:03:30.764
12	1:39.880	21.318	31.931	46.631	176.9	09:05:21.192	12	1:37.325	21.045	<b>31.117</b>	45.163	181.6	09:05:08.089
<b>77</b> Bart HARRISON GBR Double R Dallara 326							13	<b>1:37.200</b>	20.978	31.128	<b>45.094</b>	181.8	09:06:45.289
1	2:00.189	26.350	33.505	1:00.334	147.0	08:45:44.486	14	1:37.742	20.865	31.399	45.478	180.8	09:08:23.031
2	2:58.187	42.888	55.434	1:19.865	99.2	08:48:42.673	15	1:37.726	20.780	31.245	45.701	180.8	09:10:00.757
3	1:43.144	23.407	32.835	46.902	171.3	08:50:25.817	16	<u>1:39.111</u>	20.936	32.485	<u>45.690</u>	178.3	09:11:39.868
4	1:39.772	21.189	32.523	46.060	177.1	08:52:05.589	17	<u>1:37.819</u>	<b>20.739</b>	31.658	<u>45.422</u>	180.7	09:13:17.687
5	1:39.295	21.063	32.271	45.961	178.0	08:53:44.884	18	1:39.142	20.882	32.334	45.926	178.3	09:14:56.829
6	1:38.932	21.012	32.009	45.911	178.6	08:55:23.816	19	1:39.024	20.849	32.083	46.092	178.5	09:16:35.853
7	<u>1:38.440</u>	20.963	31.893	<u>45.584</u>	179.5	08:57:02.256							
8	1:38.019	20.949	<b>31.534</b>	45.536	180.3	08:58:40.275							
9	<b>1:37.815</b>	20.933	31.634	<b>45.248</b>	180.7	09:00:18.090							
10	1:38.146	21.182	31.616	45.348	180.1	09:01:56.236							
11	1:38.202	20.963	31.684	45.555	180.0	09:03:34.438							
12	1:38.335	<b>20.859</b>	31.867	45.609	179.7	09:05:12.773							

# EURO CUP 3

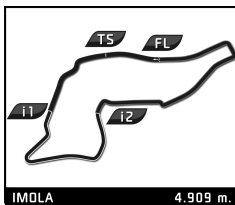


## Eurocup3 ROUND 3 - IMOLA Race 2

### Track Limits Analysis

No	Driver	Team	T.L. Nr	Camera	Lap	Time	
2	Kacper SZTUKA	Tecnicar by Amtog	1	Turn 14	10	09:01:10.000	
2	Kacper SZTUKA	Tecnicar by Amtog	2	Turn 14	12	09:04:24.168	
2	Kacper SZTUKA	Tecnicar by Amtog	3	Turn 14	14	09:07:41.494	
						<b>Total Infractions:</b>	<b>3</b>
3	Edouard BORGNA	Drivex	1	Turn 14	9	08:59:57.968	
3	Edouard BORGNA	Drivex	2	Turn 14	11	09:03:17.608	
3	Edouard BORGNA	Drivex	3	Turn 14	12	09:04:57.234	
3	Edouard BORGNA	Drivex	4	Turn 15	16	09:11:39.635	
						<b>Total Infractions:</b>	<b>4</b>
4	Ean EYCKMANS	MP Motorsport	1	Turn 14	14	09:07:45.398	
						<b>Total Infractions:</b>	<b>1</b>
9	Thomas STRAUVEN	Griffin Core by Campos	1	Turn 14	8	08:58:01.732	
						<b>Total Infractions:</b>	<b>1</b>
14	Keanu AL AZHARI	Hitech	1	Turn 14	15	09:09:19.871	
						<b>Total Infractions:</b>	<b>1</b>
22	Nacho TUÑON	Tecnicar by Amtog	1	Turn 14	9	08:59:40.039	
22	Nacho TUÑON	Tecnicar by Amtog	2	Turn 14	14	09:07:48.800	
						<b>Total Infractions:</b>	<b>2</b>
26	Tommy HARFIELD	Double R	1	Turn 14	18	09:14:35.133	
						<b>Total Infractions:</b>	<b>1</b>
31	Renzo BARBUY	TC Racing	1	Turn 19	10	09:01:58.420	
						<b>Total Infractions:</b>	<b>1</b>
33	Rafael PERARD	Palou Motorsport	1	Turn 14	5	08:53:03.659	
33	Rafael PERARD	Palou Motorsport	2	Turn 14	6	08:54:40.699	
						<b>Total Infractions:</b>	<b>2</b>
39	Santino PANETTA	Hitech	1	Turn 14	9	08:59:49.467	
						<b>Total Infractions:</b>	<b>1</b>
41	Alex POWELL	Griffin Core by Campos	1	Turn 14	4	08:51:31.762	
						<b>Total Infractions:</b>	<b>1</b>
44	Rayan CARETTI	GRS	1	Turn 14	4	08:51:34.623	
44	Rayan CARETTI	GRS	2	Turn 14	6	08:54:54.779	
44	Rayan CARETTI	GRS	3	Turn 14	8	08:58:12.134	
						<b>Total Infractions:</b>	<b>3</b>
48	James EGOZI	Palou Motorsport	1	Turn 14	8	08:57:54.435	
						<b>Total Infractions:</b>	<b>1</b>
77	Bart HARRISON	Double R	1	Turn 14	7	08:56:30.630	
77	Bart HARRISON	Double R	2	Turn 14	16	09:11:15.505	
						<b>Total Infractions:</b>	<b>2</b>
99	René LAMMERS	MP Motorsport	1	Turn 14	6	08:54:49.604	
99	René LAMMERS	MP Motorsport	2	Turn 14	16	09:11:07.973	
99	René LAMMERS	MP Motorsport	3	Turn 14	17	09:12:45.738	
						<b>Total Infractions:</b>	<b>3</b>

# EURO CUP 3



## Eurocup3 ROUND 3 - IMOLA Race 2

### Track Limits Analysis

No	Driver	Team	T.L. Nr	Camera	Lap	Time
----	--------	------	---------	--------	-----	------

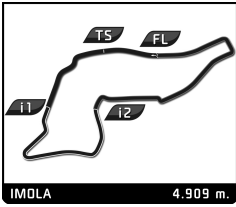
TOTAL TRACK LIMITS: 27

Published at: .....9:20.....

**Track Limits Operator:**

Daphne FERNÁNDEZ  
OD-1537-ESP-CAT

# EURO CUP 3



## Eurocup3 ROUND 3 - IMOLA Race 2

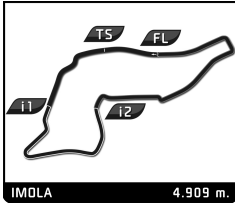
### Provisional Race Director Report

Hour	Flag	Message
08:17:36		E3 R2 - PIT LANE WILL BE OPEN AT 8:35
08:17:48		RADIO CHECK
08:25:49		E3 R2 - PIT LANE WILL BE OPEN AT 8:30 CORRECTION
08:30:02		PIT LANE OPEN
08:35:01		5 MINUTES BOARD - PIT LANE CLOSED
08:37:00		3 MINUTES BOARD
08:39:00		1 MINUTE BOARD
08:39:45		15 SECONDS BOARD
08:40:05		GREEN FLAG - FORMATION LAP
08:43:59		STARTING PROCEDURE UNDER INVESTIGATION
08:44:25		INCIDENT INVOLVING CARS #91 ON T3 NOTED
08:44:40	YF	YELLOW FLAG AT TURN 5-6
08:44:55	SF	SAFETY CAR
08:47:36		SAFETY CAR IN THIS LAP
08:48:10	GF	GREEN FLAG
08:48:54		SC PROCEDURE UNDER INVESTIGATION
08:49:45		SC PROCEDURE AFTER INVESTIGATION - NFA
08:53:24		INCIDENT INVOLVING CARS #16 #44 ON T15 NOTED - POSSIBLE OVERTAKING OUT OF TRACK
08:57:36		INCIDENT INVOLVING CARS #16 #44 ON T15 NFI
08:58:20		STARTING PROCEDURE WILL BE INVESTIGATED AFTER THE SESSION - POSSIBLE JUMP START CAR #33
09:04:36		BLUE FLAGS CAR #20
09:04:44		BLUE FLAGS CAR #20
09:15:22	YF	YELLOW FLAG AT TURN 1
09:15:24	YF	YELLOW FLAG AT TURN 1,2-4
09:16:13		CHEQUERED FLAG
09:16:21		TRACK LIMITS SYSTEM OPERATING - RESULTS MAY CHANGE
09:17:02		TOP 3 OVERALL PROCEED TO THE PODIUM AREA - CARS #48 #33 #2
09:17:41		CARS & DRIVERS #48 #33 #2 # STAY ON PARC FERME FOR POSTERIOR SCRUTINEERING

Published at: ..9:20.....

<b>Race Director:</b> Luis GONZÁLEZ 	<b>Timekeeper:</b> Alberto ESTÉBANEZ 
-------------------------------------------------------------------------------------------------------------------------------	----------------------------------------------------------------------------------------------------------------------------------

# EURO CUP 3

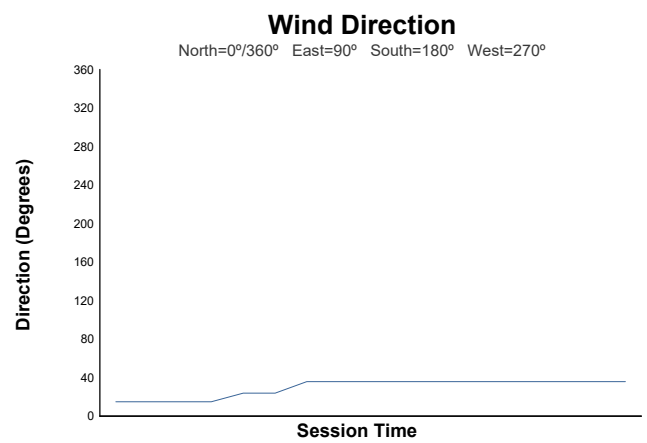
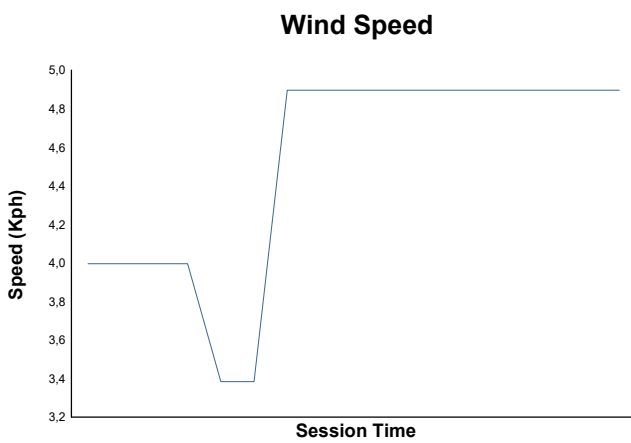
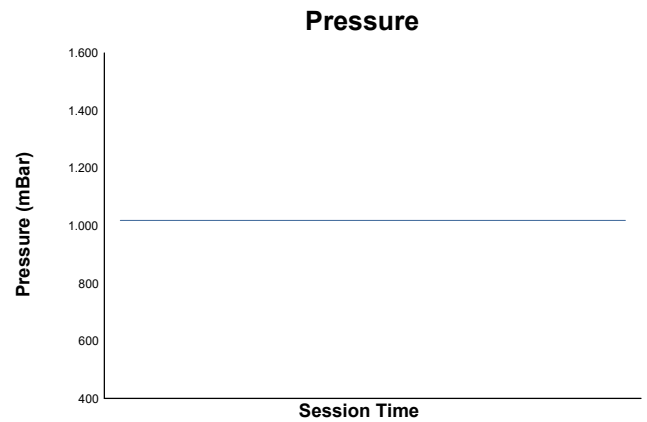
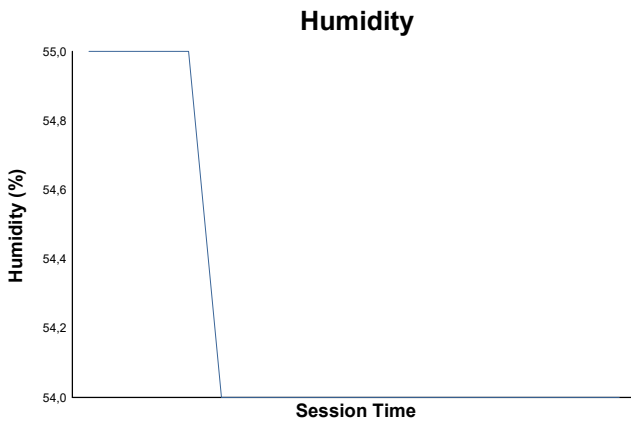
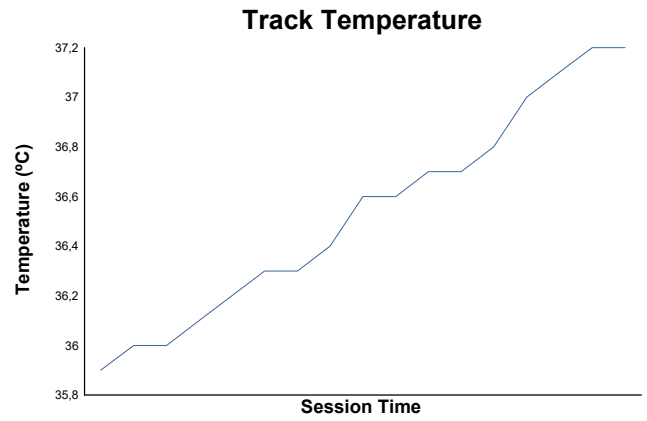
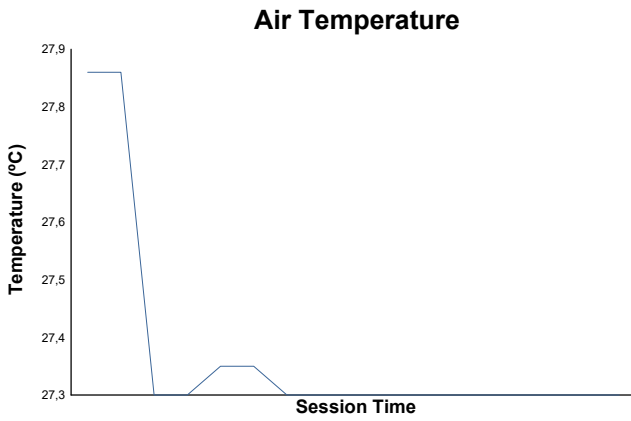


## ROUND 3 - IMOLA

Eurocup3

Race 2

### Weather Report



Track Status: **DRY**